

## KATA PENGANTAR

Publikasi Statistik Impor Februari ini merupakan kelanjutan dari publikasi sebelumnya yang diterbitkan secara bulanan oleh Badan Pusat Statistik (BPS). Publikasi ini berisi data yang merupakan hasil pengolahan dokumen, baik yang berupa soft copy maupun hard copy. Data yang disajikan dalam publikasi ini, mencakup :

- A. Impor menurut Golongan Barang HS, Golongan Barang SITC, Komoditi (HS), Negara Asal, Pelabuhan Impor, Negara Asal dan Lima Golongan Barang Utama SITC 3 digit, Komoditi tertentu dan Negara Asal Utama
- B. Impor Kawasan Berikat menurut Golongan Barang HS 2 digit, Golongan Barang SITC, Negara Asal, Provinsi dan Pelabuhan Impor

Ucapan terima kasih dan penghargaan yang setinggi-tingginya disampaikan kepada seluruh aparat Bea dan Cukai serta Bank Indonesia yang telah secara teratur dan berkesinambungan mengirimkan dokumen PIB, juga kepada PT. Pertamina yang telah memberikan data impor minyak dan gas secara rutin. Selanjutnya, kepada semua pihak yang telah banyak membantu Badan Pusat Statistik sehingga memungkinkan diterbitkannya publikasi ini, juga disampaikan terima kasih.

Akhirnya, kami mengharapkan semoga publikasi ini dapat bermanfaat bagi pemakai.

Jakarta, April 2009  
Badan Pusat Statistik  
Kepala,

**DR. RUSMAN HERIAWAN**  
NIP. 340003999

## FOREWORD

The monthly publication of import statistics, is a sequential issue from the preceding publication which developed by The BPS-Statistics Indonesia. This Publication contains the data of imports document on both softcopy and hardcopy. The data in this publication covered:

- A. Import by HS Commodity Groups, SITC Commodity Groups, Commodity (HS), Country of Origin, Port of Importation, Country of Origin and Five Major SITC Commodity Group, Certain Commodities import by Main Country of Origin
- B. Bonded Zone import by Commodity 2 Digits HS, by SITC Commodity Group, Country of Origin, by Province and port of Importation

Deeply gratitude and the highest appreciation are due to the Custom Officers and Bank of Indonesia of their contribution of regularly in sending documents, and also to PT. Pertamina for the best cooperation in supporting data of oil and gas so that BPS published this edition successfully.

Finally, it is hoped that this publication would be useful for users.

Jakarta, April 2009  
BPS-Statistics Indonesia

**DR. RUSMAN HERIAWAN**  
Director General

## PENJELASAN

### 1. DAERAH PENCATATAN

Daerah pencatatan statistik dalam publikasi ini meliputi seluruh wilayah Republik Indonesia.

### 2. SUMBER DOKUMEN

Statistik dikumpulkan berdasarkan dokumen impor (Pemberitahuan Impor Barang (PIB - BC 2.0) dan Pemberitahuan Pengangkutan Barang Impor (PPBI – BC 2.3) yang diisi oleh importir. Dokumen PIB - BC 2.0 dan PPBI - BC 2.3 diterima dari Bea dan Cukai dan berlaku sejak April 1997 berdasarkan Surat Keputusan Menteri Keuangan nomor 101/KMK.05/1997 tanggal 10 Maret 1997.

### 3. SISTEM PERDAGANGAN

Sistem pencatatan Statistik Perdagangan Luar Negeri mempergunakan Sistem Perdagangan Umum (*the General Trade System*) atau dengan Sistem Perdagangan Khusus (*the Special Trade System*). Dalam Sistem Perdagangan Umum, Kawasan Berikat dianggap sebagai "dalam negeri", sedangkan dalam Sistem Perdagangan Khusus, dianggap sebagai "luar negeri". Sejak Januari 2008, sistem pencatatan Statistik Impor menggunakan Sistem Perdagangan Umum.

### 4. RUANG LINGKUP

Pencatatan Statistik Impor meliputi seluruh barang-barang yang masuk ke wilayah Indonesia.

### 5. KASUS KHUSUS

5.1 Sebagian impor kapal laut dan pesawat beserta suku cadangnya termasuk dalam Statistik Impor.

5.2 Barang-barang luar negeri yang diolah atau diperbaiki didalam negeri tetap dicatat sebagai barang impor, meskipun setelah barang tersebut selesai diproses akan kembali ke luar negeri (*re-ekspor*).

5.3 Barang-barang di bawah ini tidak termasuk di dalam Statistik Impor :

- a. Pakaian dan barang-barang perhiasan penumpang.
- b. Barang-barang penumpang untuk dipakai sendiri, kecuali lemari es, pesawat TV dan sebagainya.
- c. Barang-barang yang diimpor untuk keperluan perwakilan (kedutaan) suatu negara.
- d. Barang-barang untuk ekspedisi dan ekshibisi/pameran.
- e. Sebagian barang-barang yang langsung diimpor oleh angkatan bersenjata.
- f. Pembungkus/peti kemas.
- g. Uang dan surat-surat berharga.
- h. Barang-barang sebagai contoh.

## **6. SISTEM PENGOLAHAN**

Data dalam publikasi ini mencakup dokumen PIB selama Februari 2009 yang diterima oleh Badan Pusat Statistik sampai akhir Maret 2009. Sistem pengolahan menggunakan *Carry Over*. Dengan metode ini dokumen-dokumen dari Bea dan Cukai ditunggu selama satu bulan setelah bulan berjalan. Dokumen-dokumen yang datang terlambat akan dimasukkan dalam bulan pengolahan berikutnya.

## **7. KLASIFIKASI JENIS BARANG**

Penggolongan barang yang digunakan di dalam statistik impor adalah klasifikasi Barang Impor yang berdasarkan pada Buku Tarif Bea Masuk Indonesia 2007 (BTBMI 2007) yang mengacu pada amandemen keempat dari World Customs Organization (WCO) sebagai lembaga Internasional yang menyusun klasifikasi Harmonized System (HS). Disamping menggunakan HS sebagai klasifikasi jenis barang, juga digunakan Standard International Trade Classification (SITC) Revisi 4.

## **8. PERIODE REFERENSI**

Periode penentuan impor adalah tanggal penyelesaian dokumen oleh pejabat-pejabat Bea dan Cukai yang terdapat dalam dokumen impor.

## **9. NILAI BARANG**

Nilai barang dinyatakan dalam nilai CIF (US\$) dan nilai Kurs Februari 2009 yang digunakan adalah US\$ 1 = Rp. 11.905,-

## **10. SATUAN BARANG**

Berat barang impor adalah berat bersih dan dinyatakan dalam Kg.

## **11. NEGARA ASAL**

Negara asal adalah negara dimana barang-barang tersebut dihasilkan yang dokumennya setelah diperiksa oleh pejabat Bea dan Cukai dan dinyatakan sesuai dengan peraturan yang berlaku.

## EXPLANATORY NOTES

### 1. AREA RECORDINGS

The statistical recording area in this publication covers the entire territory of the Republic of Indonesia.

### 2. SOURCE OF DOCUMENTS

Statistics are compiled based on Import Declaration Form (Pemberitahuan Impor Barang (PIB-BC 2.0) or Pemberitahuan Pengangkutan Barang Impor (PPBI-BC 2.3)) of Import documents that are filled by importers. The PIB documents received from Customs and Excise, prevailing on April 1, 1997, based on Minister of Finance Decree No. 101/KMK.05/1997, March 10, 1997.

### 3. TRADE SYSTEM

The systems of recording Foreign Trade Statistics apply the General Trade System or the Special Trade System. In the General Trade System, the Bonded Zone is regarded as "*Domestic*", while in the Special Trade System; the Bonded Zone is regarded as "*Abroad*". Since January 2008, the systems of recording import Statistics have applied the General Trade System.

### 4. COVERAGE

The recording Import Statistics covers all goods entering the Indonesian territory.

### 5. PARTICULAR CASES

**5.1** Part of importation of sea vessels and airplanes and their spare parts are included in the Import Statistics.

**5.2** Overseas goods which are processed or modified in Indonesian Country are recorded as importation, although after the goods finish process will return to abroad (re-exports).

**5.3** The goods here under are not included in the Import Statistics:

- a. Clothes and jewelry of passengers.
- b. Luggage of passengers of own use, except refrigerators, television sets, etc.
- c. Goods imported for the use of foreign countries representations (embassies).
- d. Goods for expeditions and exhibition shows.
- e. A part of the goods directly imported by armed forces.
- f. Packing's containers to be refilled.
- g. Bank notes and securities.
- h. Sample goods.

## **6. PROCESSING SYSTEM**

The data in this publication covers documents of February 2009 were received by the BPS to the end of March, 2009. The documents are processed using a carry over system. The deadline for the acceptance of documents of a certain month is one month after the reference period, which means the end of the following month. The documents accepted after the deadline is considered as the document of the following month.

## **7. COMMODITY CLASSIFICATION**

The classification of goods in this publication applies the 2007 Indonesia's Tariff Classification, based on fourth amendment from World Customs Organization (WCO) as an International Organization who arranged the Classification of Harmonized System (HS). Besides applying the HS, the Standard International Trade Classification (SITC) Revised 4 is also applied in the classification of goods.

## **8. REFERENCE PERIOD**

The period of import determination is the date of settlement/completion by the Customs and Excise Officials as stated in the Import documents.

## **9. COMMODITY VALUATION**

The values recorded, are the CIF value (US\$). The exchange rate use for February 2009, US\$ 1 = Rp. 11,905,-

## **10. UNIT OF COMMODITY**

The net weight of imported goods are presented to Kg.

## **11. COUNTRY OF ORIGIN**

Country of origin is the country in which the goods have been produced, after being verified by Customs and Excise Officials, pursuant to the prevailing regulations

## DAFTAR ISI/CONTENTS

		Halaman/Page
KATA PENGANTAR/FOREWORD .....		iii-iv
PENJELASAN/EXPLANATORY NOTES .....		v-viii
DAFTAR ISI/CONTENTS .....		ix
RINGKASAN/SUMMARY .....		xi-xix
Tabel/Table	I-1. Import Menurut Golongan Barang HS/ <i>Import by HS Commodity Groups</i> A. Menurut 21 Golongan Barang HS/ <i>By 21 HS Commodity Groups</i> .....	1
	B. Menurut Golongan Barang 2 Dijit HS/ <i>By Commodity Groups 2 Digit Code HS</i> .....	2
	C. Menurut 40 Golongan Barang HS Terbesar/ <i>By 40 Biggest Commodities 10 Digit HS Code</i> .....	3
Tabel/Table	I-2. Impor Menurut Golongan Barang SITC/ <i>Import by SITC Commodity Groups</i> .....	4-8
Tabel/Table	I-3. Impor Menurut Komoditi (HS)/ <i>Import by Commodity (HS)</i> .....	9-103
Tabel/Table	I-4. Impor Menurut Negara Asal/ <i>Import by Country of Origin</i> .....	104-106
Tabel/Table	I-5. Impor Menurut Pelabuhan Impor/ <i>Import by Port of Importation</i> .....	107-108
Tabel/Table	I-6. Impor Menurut Negara Asal dan Lima Golongan Barang (SITC) Utama/ <i>Import by Country of Origin and Five Major SITC Commodity Group</i> .....	109-132
Tabel/Table	I-7. Impor Komoditi Tertentu Menurut Negara Asal Utama/ <i>Certain Commodities Import by Main Country of Origin</i> .....	133-136
Tabel/Table	K1. Import Kawasan Berikat Menurut Golongan Barang 2 Dijit HS/ <i>Bonded Zone Import by Commodity 2 Digits HS</i> .....	137-138
Tabel/Table	K2. Impor Kawasan Berikat Menurut Golongan Barang SITC/ <i>Bonded Zone Import by SITC Commodity Group</i> .....	139-143
Tabel/Table	K3. Impor Kawasan Berikat Menurut Negara Asal/ <i>Bonded Zone Import by Country of Origin</i> .....	144-145
Tabel/Table	K4. Impor Kawasan Berikat Menurut Provinsi dan Pelabuhan Impor/ <i>Bonded Zone Import by Province and Port of Importation</i> .....	146

## RINGKASAN

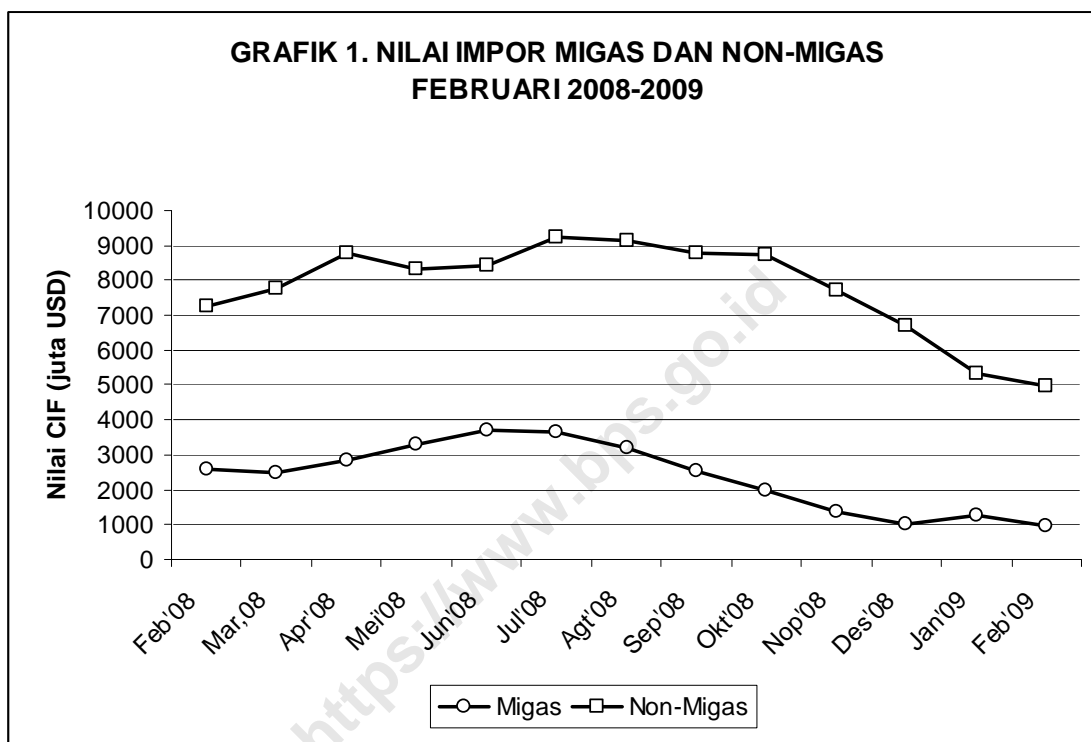
Pada Februari 2009 nilai impor mencapai USD 5.939,0 juta yang terdiri dari impor melalui Kawasan Berikat sebesar USD 1.227,4 juta (20,67 persen) dan di Luar Kawasan Berikat sebesar USD 4.711,6 juta (79,33 persen). Nilai impor migas Indonesia mencapai USD 964,4 juta atau 16,24 persen dari total impor Indonesia. Sedangkan nilai impor nonmigas mencapai USD 4.974,6 juta dan memberikan peranan sebesar 83,76 persen terhadap total impor Indonesia.

**TABEL 1. IMPOR MIGAS DAN NONMIGAS  
FEBRUARI, 2008-2009**

Tahun/Bulan	Migas		Nonmigas		Total		
	Indonesia	Kawasan Berikat	Indonesia	Kawasan Berikat	Indonesia	Kawasan Berikat	
<b>Nilai CIF (Juta USD)</b>							
<b>2008</b>	Februari	2 576,9	11,4	7 266,0	1 960,2	9 842,9	1 971,6
	Maret	2 499,8	8,1	7 776,9	2 299,6	10 276,7	2 307,7
	April	2 851,1	20,8	8 795,6	2 273,6	11 646,7	2 294,4
	Mei	3 315,3	17,5	8 348,9	1 978,0	11 664,2	1 995,5
	Juni	3 685,9	49,4	8 424,6	2 195,1	12 110,5	2 244,5
	Juli	3 639,1	23,2	9 230,7	2 039,3	12 869,8	2 062,5
	Agustus	3 177,1	36,4	9 149,1	1 971,6	12 326,2	2 008,0
	September	2 539,1	5,0	8 803,7	1 935,0	11 342,8	1 940,0
	Oktober	1 977,7	5,3	8 754,8	1 779,8	10 732,5	1 785,1
	Nopember	1 358,0	6,9	7 723,3	1 576,9	9 081,3	1 583,8
	Desember	1 014,4	1,8	6 681,2	1 400,2	7 695,6	1 402,0
<b>2009</b>	Januari	1 281,5	8,7	5 319,1	1 184,1	6 600,6	1 192,8
	Februari	964,4	3,6	4 974,6	1 223,8	5 939,0	1 227,4
<b>Peranan Terhadap Total Impor (%)</b>							
<b>2008</b>	Februari	26,18	0,58	73,82	99,42	100,00	100,00
	Maret	24,32	0,35	75,68	99,65	100,00	100,00
	April	24,48	0,91	75,52	99,09	100,00	100,00
	Mei	28,42	0,88	71,58	99,12	100,00	100,00
	Juni	30,44	2,20	69,56	97,80	100,00	100,00
	Juli	28,28	1,12	71,72	98,88	100,00	100,00
	Agustus	25,78	1,81	74,22	98,19	100,00	100,00
	September	22,39	0,26	77,61	99,74	100,00	100,00
	Oktober	18,43	0,30	81,57	99,70	100,00	100,00
	Nopember	14,95	0,44	85,05	99,56	100,00	100,00
	Desember	13,18	0,13	86,82	99,87	100,00	100,00
<b>2009</b>	Januari	19,41	0,73	80,59	99,27	100,00	100,00
	Februari	16,24	0,29	83,76	99,71	100,00	100,00



Dari total nilai impor migas Indonesia, impor melalui Kawasan Berikat hanya sebesar USD 3,6 juta atau 0,37 persen, sedangkan sisanya sebanyak USD 960,8 juta (99,63 persen) di Luar Kawasan Berikat. Sementara itu, nilai impor nonmigas di Luar Kawasan Berikat mencapai USD 3.750,8 juta atau 75,40 persen dan yang melalui Kawasan Berikat sebesar USD 1.223,8 juta (24,60 persen).



Dilihat dari peranannya, selama tiga belas bulan terakhir impor migas memberikan kontribusi rata-rata 22,50 persen per bulan dan impor nonmigas sebesar 77,50 persen per bulan. Sementara itu, pada Februari 2009 peranan impor migas mencapai 16,24 persen yang berarti angka tersebut berada di bawah rata-rata. Sebaliknya peranan impor nonmigas berada di atas rata-rata yaitu 83,76 persen.

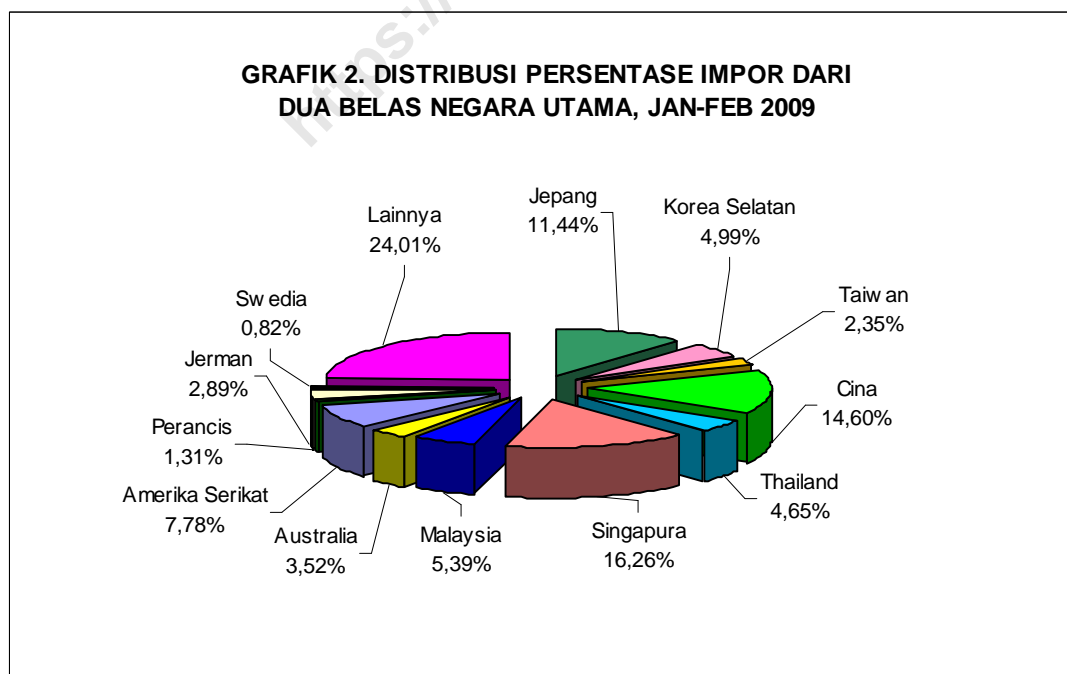
Dengan diterapkannya Sistem Perdagangan Umum (General Trade System) dalam pencatatan statistik impor, secara keseluruhan nilai impor barang yang tercatat mengalami kenaikan yang nyata (signifikan).

**TABEL 2. PERKEMBANGAN IMPOR MIGAS DAN NONMIGAS  
JAN-FEB, 2005-2009**

Bulan/ Tahun	Nilai (JutaUSD)			Peranan (%)			
	Migas	Nonmigas	Total	Migas	Nonmigas	Total	
<b>Jan-Feb:</b>							
<b>SPK:</b>	2005	2 078,7	6 324,3	8 403,0	24,74	75,26	100,00
	2006	2 440,0	6 476,9	8 916,9	27,36	72,64	100,00
	2007	2 494,6	7 452,1	9 946,7	25,08	74,92	100,00
<b>SPU:</b>	2008	4 495,3	14 955,6	19 450,9	23,11	76,89	100,00
	2009	2 245,9	10 293,7	12 539,6	17,91	82,09	100,00

Keterangan : SPK = Sistem Perdagangan Khusus  
SPU = Sistem Perdagangan Umum

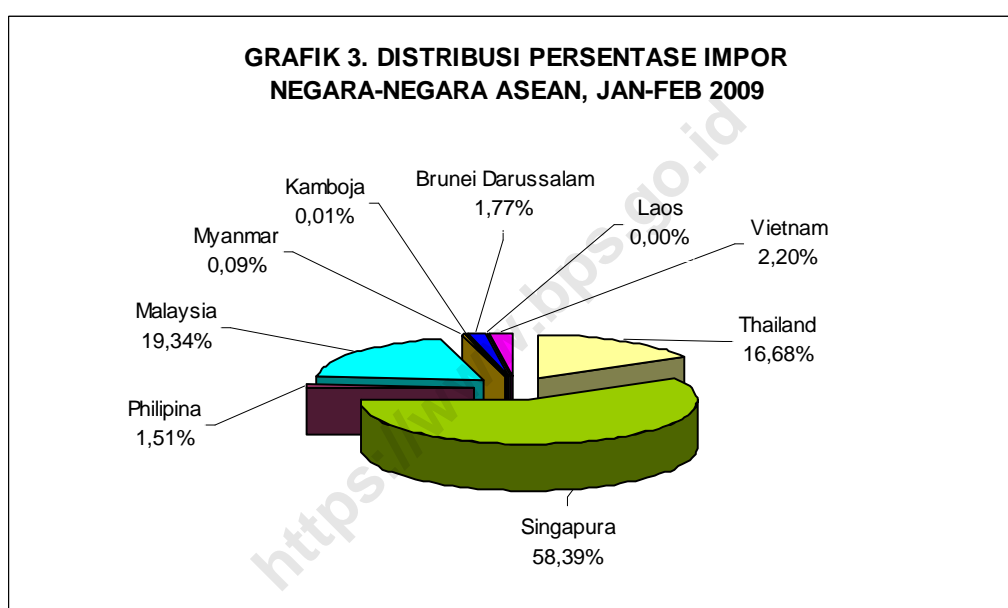
Impor migas Januari-Februari 2009 sebesar USD 2.245,9 juta atau menurun 50,04 persen jika dibandingkan impor migas periode sebelumnya. Demikian halnya dengan impor nonmigas Januari-Februari 2009 yaitu sebesar USD 10.293,7 juta atau menurun sebesar 31,17 persen dibanding impor nonmigas Januari-Februari 2008 yang sebesar USD 14.955,7 juta. Dilihat dari nilainya, selama Januari-Februari pada periode 2005-2009 di dominasi oleh impor nonmigas dengan rata-rata peranan sebesar 76,36 persen per tahun. Dengan demikian dapat disimpulkan bahwa perekonomian Indonesia selama ini masih bertumpu pada sektor nonmigas.



Dari keseluruhan nilai impor pada Januari-Februari 2009, 75,99 persen berasal dari dua belas negara utama. Singapura menempati posisi pertama, yaitu 16,26 persen

dari total impor Indonesia, diikuti oleh Cina (14,60 persen), Jepang (11,44 persen), Malaysia (5,39 persen), Amerika Serikat (7,78 persen), Korea Selatan (4,99 persen), Thailand (4,65 persen), Australia (3,52 persen), Jerman (2,89 persen), Taiwan (2,35 persen), Perancis (1,31 persen), dan Swedia (0,82 persen).

Impor terbesar pada Januari-Februari 2009 berasal dari sembilan negara kelompok APEC Lainnya yakni mencapai 39,70 persen atau sebesar USD 4.978,4 juta. Kelompok negara ASEAN berada di urutan berikutnya dengan peranan sebesar 27,86 persen (USD 3.493,0 juta), kemudian diikuti negara-negara kelompok Uni Eropa 9,88 persen (USD 1.238,9 juta), negara kelompok NAFTA sebesar 9,13 persen (USD 1.144,4 juta), dan kelompok negara lainnya menyumbang 13,44 persen (USD 1.684,9 juta).



Jika dilihat impor Indonesia dari kelompok ASEAN, selama Januari-Februari 2009 peranan impor yang paling tinggi adalah dari *Singapura* dengan peranan sebesar 59,39 persen dari total impor ASEAN. *Malaysia* menempati urutan kedua sebesar 19,34 persen, diikuti oleh *Thailand* (16,68 persen), *Vietnam* (2,20 persen), *Brunei Darussalam* (1,77 persen), *Philipina* (1,51 persen), sementara peranan impor dari *Myanmar*, *Kamboja* dan *Laos* masih di bawah satu persen.

Dari kelompok negara Uni Eropa, selama Januari-Februari 2009 peranan impor yang paling tinggi adalah dari *Jerman* dengan peranan sebesar 29,24 persen dari total impor Uni Eropa. *Perancis* menempati urutan kedua dengan peranan 13,27 persen, diikuti oleh *Italia* (9,92 persen), *Inggris* (9,06 persen), dan *Swedia* (8,31 persen).

**TABEL 3. NILAI DAN PERANAN IMPOR  
DARI KELOMPOK NEGARA ASEAN, NAFTA, DAN UNI EROPA  
JAN-FEB 2008 DAN 2009**

KELOMPOK NEGARA	Jan-Feb 2008		Jan-Feb 2009	
	Nilai (Juta USD)	Peranan (%)	Nilai (Juta USD)	Peranan (%)
<b>APEC</b>				
<b>ASEAN</b>	<b>6 492,2</b>	<b>33,38</b>	<b>3 493,0</b>	<b>27,86</b>
Thailand	976,6	5,02	582,5	4,65
Singapura	3 413,9	17,55	2 039,4	16,26
Philipina	136,9	0,70	52,8	0,42
Malaysia	1 453,3	7,47	675,6	5,39
Myanmar	5,3	0,03	3,3	0,03
Kamboja	0,3	0,00	0,5	0,00
Brunei Darussalam	425,7	2,19	62,0	0,49
Laos	0,0	0,00	0,0	0,00
Vietnam	80,2	0,41	76,9	0,61
<b>NAFTA</b>	<b>1 492,3</b>	<b>7,67</b>	<b>1 144,4</b>	<b>9,13</b>
Amerika Serikat	1 162,2	5,98	975,5	7,78
Kanada	313,1	1,61	152,9	1,22
Meksiko	17,0	0,09	16,0	0,13
<b>NEGARA APEC LAINNYA</b>	<b>6 966,7</b>	<b>35,82</b>	<b>4 978,4</b>	<b>39,70</b>
Jepang	2 224,0	11,43	1 434,1	11,44
Hongkong	401,6	2,06	251,4	2,00
Korea Selatan	848,5	4,36	625,4	4,99
Taiwan	438,8	2,26	295,2	2,35
Cina	2 306,9	11,86	1 830,3	14,60
Papua New Guinea	2,9	0,01	6,7	0,05
Australia	560,6	2,88	441,9	3,52
Selandia Baru	136,7	0,70	76,7	0,61
Chili	46,7	0,24	16,7	0,13
<b>UNI EROPA</b>	<b>1 497,2</b>	<b>7,70</b>	<b>1 238,9</b>	<b>9,88</b>
Jerman	453,7	2,33	362,2	2,89
Perancis	256,3	1,32	164,4	1,31
Swedia	143,3	0,74	102,9	0,82
Inggris	118,0	0,61	112,3	0,90
Italia	149,1	0,77	122,9	0,98
Belgia	80,9	0,42	71,3	0,57
Belanda	107,5	0,55	84,9	0,68
Finlandia	41,7	0,21	63,4	0,51
Austria	49,3	0,25	50,8	0,41
Spanyol	41,9	0,22	28,0	0,22
Irlandia	10,8	0,06	22,9	0,18
Denmark	14,2	0,07	21,3	0,17
Polandia	10,3	0,05	7,4	0,06
Cheska	2,3	0,01	8,2	0,07
Hungaria	2,3	0,01	3,5	0,03
UNI EROPA LAINNYA	15,6	0,08	12,5	0,10
<b>LAINNYA</b>	<b>3 002,5</b>	<b>15,44</b>	<b>1 684,9</b>	<b>13,44</b>
<b>TOTAL IMPOR</b>	<b>19 450,9</b>	<b>100,00</b>	<b>12 539,6</b>	<b>100,00</b>


**TABEL 4. IMPOR MENURUT GOLONGAN PENGGUNAAN BARANG  
JAN-FEB 2005 - 2009**

Bulan/ Tahun	Nilai (Juta USD)				Peranan (%)			
	Barang Konsumsi	Bahan Baku/ Penolong	Barang Modal	Total	Barang Konsumsi	Bahan Baku/ Penolong	Barang Modal	Total
<b>Jan-Feb :</b>								
<b>SPK:</b> 2005	661,2	6 471,0	1 270,8	8 403,0	7,87	77,01	15,12	100,00
2006	753,4	6 725,1	1 438,4	8 916,9	8,45	75,42	16,13	100,00
2007	893,4	7 629,3	1 424,0	9 946,7	8,98	76,70	14,32	100,00
<b>SPU:</b> 2008	1 312,3	15 087,1	3 051,5	19 450,9	6,75	77,57	15,69	100,00
2009	839,3	8 976,8	2 723,5	12 539,6	6,69	71,59	21,72	100,00

Keterangan : SPK = Sistem Perdagangan Khusus  
SPU = Sistem Perdagangan Umum

Rata-rata nilai impor Januari-Februari periode 2005-2009 adalah sebesar USD 11.851,4 juta dengan rata-rata nilai impor barang konsumsi dan peranannya USD 891,9 juta (7,75 persen), impor *bahan baku/penolong* sebesar USD 8.977,9 juta (76,66 persen), dan impor *barang modal* sebesar USD 1.981,6 juta (16,60 persen). Jika dibandingkan Januari-Februari 2008, maka semua golongan barang mengalami penurunan yang cukup tinggi. Penurunan tertinggi terjadi pada kelompok bahan baku/penolong yaitu sebesar 40,50 persen. Sementara itu, impor kelompok barang konsumsi dan barang modal menurun masing-masing sebesar 36,04 persen dan 10,75 persen.

**GRAFIK 5. PERSENTASE NILAI IMPOR INDONESIA  
MENURUT GOLONGAN PENGGUNAAN BARANG  
JAN-FEB 2008 DAN 2009**



Dilihat dari peranannya selama Januari-Februari 2009, rata-rata peranan tertinggi diberikan oleh impor bahan baku/penolong yaitu 71,59 persen, diikuti oleh rata-rata impor barang modal sebesar 21,72 persen dan rata-rata impor bahan konsumsi sebesar 6,69 persen. Sementara itu, peran barang konsumsi yang tertinggi dicapai di tahun 2007 yaitu sebesar 8,98 persen. Golongan bahan baku/penolong memberikan peranan tertinggi di tahun 2008 sebesar 77,57 persen, sedangkan golongan barang modal peran tertingginya dicapai pada tahun 2009 sebesar 21,72 persen.

Jika dibandingkan dengan periode tahun sebelumnya, peranan nilai impor *barang konsumsi* dan *bahan baku/penolong* terhadap keseluruhan nilai impor pada Januari-Februari 2009 mengalami penurunan masing-masing dari 6,75 persen menjadi 6,69 persen (turun 0,06 poin) dan dari 77,57 persen menjadi 71,59 persen (turun 6,02 poin). Sebaliknya impor *barang modal* meningkat dari 15,69 persen menjadi 21,72 persen (naik 6,03 poin).

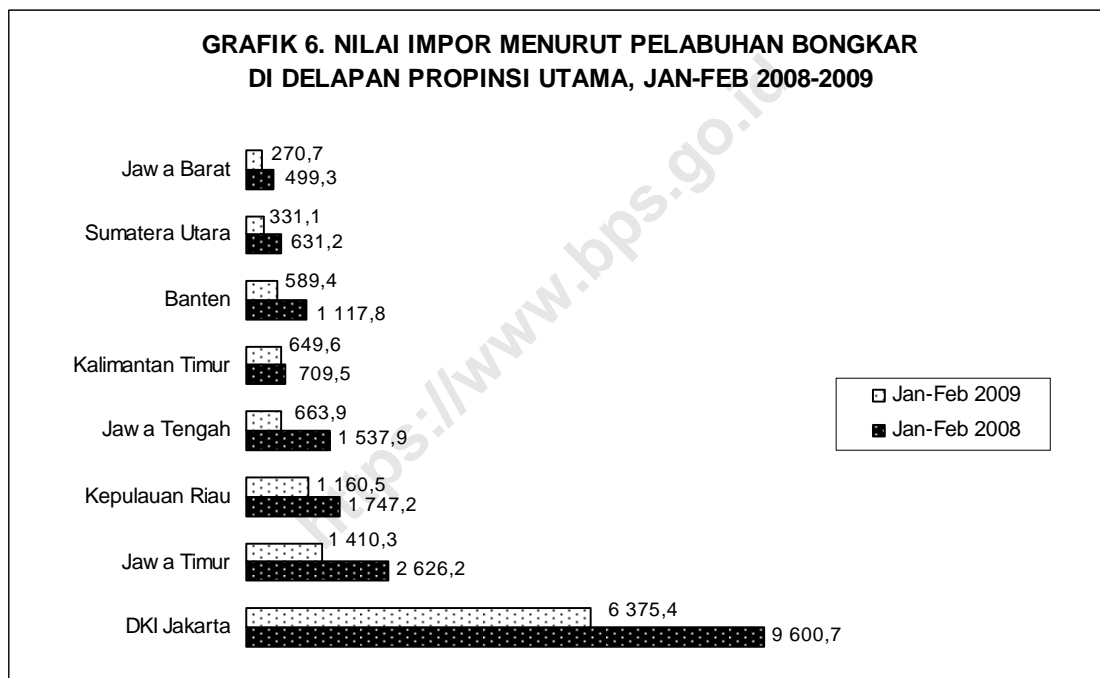
Menurut golongan barang SITC (Standard International Trade Classification) 1 digit, kelompok barang utama impor selama Januari-Februari 2009 adalah kelompok *mesin dan alat angkutan* dengan nilai sebesar USD 4.871,46 juta dan memberikan peran sebesar 38,85 persen dari total impor Indonesia Januari-Februari 2009. Dilihat dari nilainya, maka nilai impor kelompok ini menurun sebesar 25,03 persen jika dibandingkan periode yang sama tahun sebelumnya. Namun, dilihat dari peranan impor kelompok barang ini mengalami peningkatan sebesar 5,45 poin yaitu dari 33,40 persen menjadi 38,85 persen.

**TABEL 5. IMPOR MENURUT SITC-1 DIJIT  
JAN-FEB 2008 DAN 2009**

SITC	Jan-Feb 2008		Jan-Feb 2009		Perubahan Jan-Feb'09 thd Jan- Feb'08 (%)
	Nilai (Juta USD)	Peranan (%)	Nilai (Juta USD)	Peranan (%)	
0 Bahan Makanan dan Binatang Hidup	1 291,4	6,64	909,9	7,26	-29,54
1 Minuman dan Tembakau	60,2	0,31	61,3	0,49	1,85
2 Bahan Baku dan Hasil Tambang	1 089,7	5,60	587,0	4,68	-46,13
3 Minyak dan Bahan Bakar Mineral	4 508,6	23,18	2 261,4	18,03	-49,84
4 Minyak Nabati dan Hewani	22,3	0,11	13,2	0,11	-40,66
5 Bahan Kimia dan produknya	2 399,9	12,34	1 305,7	10,41	-45,59
6 Barang-barang Buatan Pabrik	3 051,4	15,69	2 094,7	16,70	-31,35
7 Mesin dan Alat Angkutan	6 497,6	33,40	4 871,5	38,85	-25,03
8&9 Lainnya	529,8	2,72	434,9	3,47	-17,91

<b>Total Impor</b>	<b>19 450,9</b>	<b>100,00</b>	<b>12 539,6</b>	<b>100,00</b>	<b>-35,53</b>
--------------------	-----------------	---------------	-----------------	---------------	---------------

Impor kelompok barang SITC 1 dijit yang terbesar berikutnya adalah *minyak dan bahan bakar mineral* dengan nilai USD 2.261,4 juta dengan peran sebesar 18,03 persen, diikuti oleh *barang-barang buatan pabrik* sebesar USD 2.094,68 juta (16,70 persen). Selanjutnya yaitu *bahan kimia dan produknya* sebesar USD 1.305,72 juta (10,41 persen), *bahan makanan dan binatang hidup* sebesar USD 909,88 juta (7,26 persen), *bahan baku dan hasil tambang* sebesar USD 587,03 juta (4,68 persen), *kelompok barang lainnya* sebesar USD 434,94 juta (3,47 persen), *minuman dan tembakau* sebesar USD 61,29 juta (0,49 persen), dan *minyak nabati dan hewani* sebesar USD 13,21 juta (0,11 persen).



Selama Januari-Februari 2009, pelabuhan di DKI Jakarta membongkar barang impor terbesar dibanding dengan pelabuhan di propinsi lain, yaitu sebesar USD 6.375,4 juta atau 50,84 persen dari total impor Indonesia. Propinsi dengan impor terbesar kedua adalah Jawa Timur yang mencapai USD 1.450,3 juta (11,25 persen), diikuti Kepulauan Riau USD 1.160,5 juta (9,25 persen), Jawa Tengah USD 663,9 juta (5,29 persen), dan Kalimantan Timur USD 649,6 juta (5,18 persen). Kemudian nilai impor yang masuk melalui propinsi Banten, Sumatera Utara, dan Jawa Barat masing-masing sebesar USD 589,4 juta, USD 331,1 juta, dan USD 270,7 juta. Sementara nilai impor ke propinsi lainnya masih berada di bawah USD 270,0 juta.

Dibandingkan periode yang sama tahun 2008, delapan propinsi utama diatas mengalami perubahan nilai. Tidak ada propinsi yang menunjukkan perubahan positif dengan mengalami peningkatan. Delapan propinsi utama mengalami penurunan sebagai berikut, Jawa Tengah sebesar 56,83 persen, Sumatera Utara 47,55 persen, Banten sebesar 47,27 persen, Jawa Timur sebesar 46,30 persen, Jawa Barat 45,78 persen, DKI Jakarta sebesar 33,59 persen, Kepulauan Riau sebesar 33,58 persen, dan Kalimantan Timur 8,43 persen.

**TABEL 6. NILAI DAN PERANAN IMPOR MENURUT PROPINSI<sup>1)</sup>**  
**JAN-FEB 2008 DAN 2009**

Propinsi	Jan-Feb 2008		Jan-Feb 2009		Perubahan Jan-Feb '09 thd Feb- Jan'08 (%)
	Nilai (Juta USD)	Peranan (%)	Nilai (Juta USD)	Peranan (%)	
Nanggroe Aceh Darussalam	6,6	0,03	9,9	0,08	49,65
Sumatera Utara	631,2	3,24	331,1	2,64	-47,55
Sumatera Barat	38,6	0,20	45,5	0,36	17,79
Riau	333,8	1,72	110,3	0,88	-66,96
Jambi	23,8	0,12	18,3	0,15	-23,36
Sumatera Selatan	19,6	0,10	24,7	0,20	26,01
Bengkulu	0,8	0,00	2,4	0,02	202,78
Lampung	84,2	0,43	277,5	2,21	229,73
Bangka Belitung	10,6	0,05	5,9	0,05	-44,05
Kepulauan Riau	1 747,2	8,98	1 160,5	9,25	-33,58
DKI Jakarta	9 600,7	49,36	6 375,4	50,84	-33,59
Jawa Barat	499,3	2,57	270,7	2,16	-45,78
Jawa Tengah	1 537,9	7,91	663,9	5,29	-56,83
D I Yogyakarta	0,0	0,00	0,3	0,00	663,77
Jawa Timur	2 626,2	13,50	1 410,3	11,25	-46,30
Banten	1 117,8	5,75	589,4	4,70	-47,27
B a l i	52,4	0,27	47,1	0,38	-10,11
Nusa Tenggara Barat	45,4	0,23	27,3	0,22	-39,72
Nusa Tenggara Timur	0,0	0,00	0,0	0,00	-100,00
Kalimantan Barat	14,8	0,08	7,5	0,06	-49,41
Kalimantan Tengah	4,5	0,02	4,3	0,03	-4,85
Kalimantan Selatan	24,1	0,12	263,0	2,10	990,79
Kalimantan Timur	709,5	3,65	649,6	5,18	-8,43
Sulawesi Utara	1,0	0,01	0,1	0,00	-93,88
Sulawesi Tengah	0,6	0,00	0,0	0,00	-100,00
Sulawesi Selatan	138,6	0,71	104,6	0,83	-24,48
Sulawesi Tenggara	0,0	0,00	7,7	0,06	0,00
Maluku	1,7	0,01	17,5	0,14	918,04
Papua Barat	0,1	0,00	0,0	0,00	-100,00
Papua	180,2	0,93	114,9	0,92	-36,23
<b>TOTAL IMPOR</b>	<b>19 450,9</b>	<b>100,00</b>	<b>12 539,6</b>	<b>100,00</b>	<b>-35,53</b>

Keterangan : <sup>1)</sup> = melalui pelabuhan bongkar yang terdapat di propinsi



**I-1. IMPOR MENURUT GOLONGAN BARANG HS / IMPORT BY HS COMMODITY GROUPS**  
**A. MENURUT 21 GOLONGAN BARANG (HS) / BY 21 HS COMMODITY GROUP**  
**\*\*\* FEBRUARI / FEBRUARY 2009 \*\*\***

HS	Uraian golongan barang <i>Group description</i>	Berat bersih / <i>Net weight (Kg)</i>		Nilai / <i>Value C.I.F ( U S \$ )</i>	
		Bulan ini	Kumulatif	Bulan ini	Kumulatif
		<i>Current month</i>	<i>Cum. Jan. to date</i>	<i>Current month</i>	<i>Cum. Jan. to date</i>
I	Live animals; animal product	55.781.415	115.328.105	105.346.520	228.154.274
II	Vegetable products	563.850.030	1.106.753.224	264.005.309	522.698.896
III	Fats, oils, waxes of animal/vegetable	4.889.569	8.704.489	8.235.186	14.578.848
IV	Foodstuffs,beverages,spirits and tobacco	276.089.195	576.892.040	169.172.383	356.329.114
IX	Wood and its articles,plaiting materials	31.356.191	67.340.351	17.328.351	37.402.934
V	Mineral products	2.786.297.640	6.481.424.043	1.014.634.473	2.389.013.653
VI	Prod. of chemical or allied industries	461.630.137	949.215.018	504.328.520	1.019.458.992
VII	Plastics, rubber and articles there of	134.255.148	266.453.540	248.159.500	502.625.172
VIII	Raw hides, skins, leather and articles	1.313.829	7.199.052	22.551.127	44.420.073
X	Pulp, paper and articles there of	274.671.493	526.565.623	107.662.407	233.054.309
XI	Textiles & textile articles	72.211.552	155.176.601	283.854.129	600.043.030
XII	Footwear, umbrellas, artificial flowers	1.313.829	4.372.861	7.688.345	21.814.193
XIII	Cement, plaster, glass, ceramic products	32.237.863	71.172.080	34.282.974	67.267.242
XIV	Pearls & precious/semiprecious stones	138.802	318.138	2.351.733	6.370.794
XIX	Arms and amunition; parts & accesories	9.249	16.327	707.122	1.777.790
XV	Base metals and articles there of	453.269.504	926.791.892	629.170.115	1.363.985.808
XVI	Machinery,electric,electronic equipments	140.390.313	323.340.228	1.829.694.247	3.832.414.635
XVII	Vechiles, aircraft, and vessels	52.160.686	148.746.603	583.892.493	1.069.002.860
XVIII	Optical,photographic,musical instruments	4.253.490	9.303.287	80.783.715	164.545.308
XX	Miscellaneous manufactures articles.	5.786.274	17.149.957	25.166.838	64.474.545
XXI	Works of art,antiques special provisions	23.441	82.237	27.840	180.106
<b>TOTAL IMPORT</b>		<b>5.353.812.083</b>	<b>11.762.345.696</b>	<b>5.939.043.327</b>	<b>12.539.612.576</b>

**I-1. IMPOR MENURUT GOLONGAN BARANG (HS) / IMPORT BY HS COMMODITY GROUPS**  
**B. MENURUT GOLONGAN BARANG 2 DIJIT HS / BY COMMODITY 2 DIGITS HS**  
**\*\*\* FEBRUARI / FEBRUARY 2009 \*\*\***

HS	Uraian golongan barang <i>Group description</i>	Berat bersih / <i>Net weight (Kg)</i>		Nilai / <i>Value C.I.F ( U S \$ )</i>	
		Bulan ini	Kumulatif	Bulan ini	Kumulatif
		<i>Current month</i>	<i>Cum. Jan. to date</i>	<i>Current month</i>	<i>Cum. Jan. to date</i>
01	Live animals	13.575.952	38.122.731	26.757.816	77.024.898
02	Meat and edible meat offal	8.308.930	13.883.757	18.825.505	30.222.099
03	Fish and crustaceans	16.915.473	27.146.591	14.065.897	22.825.943
04	Dairy products, bird's eggs, natural honey	16.515.715	35.401.099	44.218.042	95.997.153
05	Products of animal origin	465.345	773.927	1.479.260	2.084.181
06	Live trees and other plants	67.407	156.022	44.420	159.960
07	Edible vegetables and certain roots and tubers	51.456.791	109.296.789	21.280.881	44.177.513
08	Edible fruits and nuts	34.019.515	96.141.260	31.780.580	87.458.757
09	Coffee, tea, mate, and spices	4.443.896	7.866.917	4.916.421	9.515.273
10	Cereals	259.029.171	606.871.939	95.705.596	227.455.622
11	Products of the milling industry; malt, starches	31.027.896	59.008.682	12.505.390	25.211.912
12	Oil seeds and oleaginous fruits; grains,seed, and fruits	183.364.574	226.459.705	95.369.132	123.822.197
13	Lac; gums; resins and other vegetable saps and extracts	410.537	887.162	2.360.610	4.790.927
14	Vegetable plaiting materials; vegetable products	30.243	64.748	42.279	106.735
15	Animal or vegetable oils/fats and their cleavage products	4.889.569	8.704.489	8.235.186	14.578.848
16	Preparations of meat/fish/crustaceans/mollucs or other aquatic	227.624	531.737	586.830	1.313.266
17	Sugar and sugar confectionery	70.722.800	164.795.461	25.021.915	55.617.849
18	Cocoa and cocoa preparations	4.463.637	8.721.537	10.465.289	20.348.196
19	Preparations of cereals, flour, starch or milk; pastrycooks' products	1.935.185	4.203.646	5.370.173	10.571.804
20	Preparations of vegetables, fruits, nuts or other part of plants	3.256.038	6.741.835	4.484.944	9.177.023
21	Miscellaneous edible preparations	6.440.060	16.347.505	22.559.027	53.408.187
22	Beverages, spirit, and vinegar	4.618.841	7.606.961	2.684.927	4.751.207
23	Residues and waste from the food industries	180.918.201	359.387.535	73.459.394	144.517.664
24	Tobacco and manufactured tobacco substitutes	3.506.809	8.555.823	24.539.884	56.623.918
25	Salts; sulphur; earths and stone; plastering materials, lime and	465.015.389	940.085.000	33.864.583	84.215.529
26	Ores, slag, and ash	887.579	148.708.458	958.075	36.114.605
27	Mineral fuels, mineral oils and products of their distillation	2.320.394.672	5.392.630.585	979.811.815	2.268.683.519
28	Inorganic chemicals	88.626.926	242.207.680	46.311.519	111.040.826
29	Organic chemicals	251.364.010	458.912.255	217.872.396	423.489.894
30	Pharmaceutical products	961.235	1.800.533	33.802.513	54.052.104
31	Fertilizers	60.741.534	120.109.300	29.470.113	61.513.071
32	Tanning or dyeing extracts	14.377.357	33.197.756	38.825.863	79.505.203
33	Essential oils and resinoids; perfumery, cosmetic or toilet preparatio	4.180.834	8.440.219	32.493.065	66.921.792
34	Soap, organic surface-active agents, washing, and lubricating	7.814.555	15.156.735	17.071.460	34.509.682
35	Albuminoid substances; modified starches; glues; enzymes	9.424.532	17.213.276	13.869.036	32.967.074
36	Explosives; pyrotechnic products; matches; certain combustible	344.228	650.006	3.416.169	5.192.128
37	Photographic and cinematographic goods	715.228	1.682.306	3.928.552	8.185.738
38	Miscellaneous chemical products	23.079.698	49.844.952	67.267.834	142.081.480
39	Plastics and articles thereof	112.473.971	224.202.873	181.389.754	358.182.703
40	Rubber and articles thereof	21.781.177	42.250.667	66.769.746	144.442.469

**I-1. IMPOR MENURUT GOLONGAN BARANG (HS) / IMPORT BY HS COMMODITY GROUPS**  
**B. MENURUT GOLONGAN BARANG 2 DIJIT HS / BY COMMODITY 2 DIGITS HS**  
**\*\*\* FEBRUARI / FEBRUARY 2009 \*\*\***

HS	Uraian golongan barang Group description	Berat bersih / Net weight (Kg)		Nilai / Value C.I.F ( U S \$ )	
		Bulan ini Current month	Kumulatif Cum. Jan. to date	Bulan ini Current month	Kumulatif Cum. Jan. to date
41	Raw hides, skins, and leather	2.509.937	5.539.516	17.962.360	34.922.535
42	Articles of leather; saddlery and harness; travel goods and similar	684.010	1.656.528	4.555.673	9.454.181
43	Furskins and artificial fur; manufactures thereof	2.315	3.008	33.094	43.357
44	Wood and articles of wood; wood charcoal	31.314.519	67.234.236	17.214.463	37.118.173
45	Cork and articles of cork	21.184	52.255	56.951	145.733
46	Manufactured of straw or other plaiting materials; basketware and	20.488	53.860	56.937	139.028
47	Pulp of wood or of other fibrous cellulosic material; recovered	184.884.754	402.708.686	46.612.642	102.796.043
48	Paper and paperboard; articles of paper pulp or of	88.929.397	122.604.823	56.000.240	121.200.833
49	Printed books, newspapers, pictures, and other products of printing	857.342	1.252.114	5.049.525	9.057.433
50	Silk	69.420	182.975	660.442	1.279.344
51	Wool, fine or coarse animal hair; horse hair yarn, woven fabrics of	363.383	596.045	4.902.454	6.591.588
52	Cotton	32.916.280	71.399.537	92.247.502	197.074.461
53	Other vegetable textile fibres; paper yarns and woven fabrics of	1.208.616	2.595.545	3.260.395	6.460.160
54	Man-made filaments	7.754.408	15.895.104	40.069.921	81.598.825
55	Man-made staple fibres	15.150.118	28.617.917	41.799.855	84.283.575
56	Wadding, felt, and non-wovens	2.599.215	6.483.819	9.442.833	21.189.408
57	Carpets and other textile floor coverings	321.390	1.035.029	1.075.962	2.901.422
58	Special woven fabrics; tufted textile fabrics; lace; tapestries; embro	1.205.856	2.496.170	16.922.750	32.954.675
59	Impregnated, coated, covered or laminated textile fabrics	2.778.553	7.884.084	16.650.711	36.235.440
60	Knitted or crocheted fabrics	5.232.469	12.075.749	40.133.142	95.867.610
61	Articles of apparel and clothing accessories, knitted or crocheted	710.715	1.649.186	5.924.675	12.253.618
62	Articles of apparel and clothing accessories, not knitted or	819.704	1.858.110	7.527.873	15.082.154
63	Other made up textile articles; sets; worn clothing and worn textile a	1.081.425	2.407.331	3.235.614	6.270.750
64	Footwear, gaiters and the like; parts of such articles	954.318	3.456.664	6.505.505	19.116.814
65	Headgear and parts thereof	117.679	231.010	722.988	1.337.450
66	Umbrellas, walking sticks, seat-sticks, whips, riding crops and parts	195.522	592.308	224.770	722.332
67	Prepared feathers and articles; artificial flowers; articles of human	46.310	92.879	235.082	637.597
68	Articles of stone, plaster, cement, asbestos, mica or similar material	6.653.877	15.714.641	6.517.092	15.475.867
69	Ceramic products	13.562.814	30.105.780	16.338.233	27.797.016
70	Glass and glassware	12.021.172	25.351.659	11.427.649	23.994.359
71	Natural and cultured pearls, precious/semi precious stones, and	138.802	318.138	2.351.733	6.370.794
72	Iron and steel	321.311.580	625.384.813	253.529.410	556.796.195
73	Articles of iron and steel	89.329.131	202.199.320	260.541.041	531.895.749
74	Cooper and articles thereof	3.298.308	11.227.225	15.506.269	50.437.967
75	Nickel and articles thereof	153.878	330.923	1.684.644	3.461.796
76	Aluminium and articles thereof	18.267.291	40.559.131	40.552.888	96.566.076
78	Lead and articles thereof	4.031.944	9.732.606	5.028.145	12.482.074
79	Zinc and articles thereof	7.786.445	14.335.773	10.778.260	20.306.846
80	Tin and articles thereof	147.027	373.076	615.261	1.490.935
81	Other base metal; cermets; and articles thereof	83.023	163.943	720.689	1.564.517
82	Tools, implements, cutlery, spoon and forks, of base metal and	2.297.934	5.958.259	18.223.208	42.637.213
83	Miscellaneous articles of base metal	6.562.943	16.526.823	21.990.300	46.346.440
84	Nuclear reactors, boilers, machinery and mechanical appliances;	101.696.470	235.197.837	1.109.845.861	2.368.006.723
85	Electrical machinery and equipments; sound	38.693.843	88.142.391	719.848.386	1.464.407.912
86	Railway and tramway locomotive, mechanical traffic, and all kinds	228.231	1.133.020	2.054.266	6.594.076
87	Vehicles other than railway/tramway, and parts and accessories	22.810.541	48.837.174	193.779.101	414.745.555
88	Aircraft and its components	488.947	1.294.626	276.263.503	360.961.158
89	Ships, boat, and floating structures	23.425.286	85.539.267	81.817.822	200.543.128
90	Optical, photographic, cinematographic, measuring, checking,	3.175.504	6.882.328	71.211.234	144.818.360
91	Clocks and watches and parts thereof	257.001	582.561	1.520.966	3.411.614
92	Musical instruments; parts and accessories of such articles	820.985	1.838.398	8.051.515	16.315.334
93	Arms and ammunition; parts and accessories thereof	9.249	16.327	707.122	1.777.790
94	Furnitures, bedding, mattress supports, cushions and stuffed	2.904.239	8.831.830	10.259.686	27.085.220
95	Toys, games and sports requisiters; parts and accessories thereof	890.267	3.272.923	3.683.379	10.116.211
96	Miscellaneous manufactured articles	1.991.768	5.045.204	11.223.773	27.273.114
97	Works of arts, collectors' piece and antiques	23.441	82.237	27.840	180.106
98	Vehicles in ckd and their components	5.207.681	11.942.516	29.977.801	86.158.943
	<b>TOTAL IMPORT</b>	<b>5.353.812.083</b>	<b>11.762.345.696</b>	<b>5.939.043.327</b>	<b>12.539.612.576</b>

**I-1. IMPOR MENURUT GOLONGAN BARANG (HS) / IMPORT BY HS COMMODITY GROUPS  
C. MENURUT 40 GOLONGAN BARANG (HS) TERBESAR / BY BIG 40 COMMODITIES (HS)  
\*\*\* FEBRUARI / FEBRUARY 2009 \*\*\***

H S	Uraian golongan barang Group description	Berat bersih / Net weight (Kg)		Nilai / Value C.I.F ( U S \$ )	
		Bulan ini Current month	Kumulatif Cum. Jan. to date	Bulan ini Current month	Kumulatif Cum. Jan. to date
2709001000	Crude Petroleum Oil	875.853.869	1.932.392.607	312.033.584	677.352.601
2710111200	Motor Spirit, Premium Unleaded	563.948.877	1.176.968.144	282.743.440	537.406.041
2710197100	High Speed Diesel Fuel	454.100.246	1.156.889.009	182.757.623	531.760.336
8802401000	Aeroplanes Of An Unladen Weight > 15,000 Kg	453.536	1.180.606	270.536.422	334.278.922
1001901900	Other Wheat, For Human Consumption	226.115.570	530.682.060	83.848.108	203.133.761
8704102200	Damper Designed For Off Highway, > 24 T Not Ckd	4.914.975	8.145.420	58.126.924	96.736.012
8517120000	Telephones For Cellular Networks/for Other Wireless Networks	231.085	685.414	39.919.555	94.767.587
1201009000	Other Soya Beans, Whether Or Not Broken	162.603.607	192.394.594	75.184.330	89.102.143
5201000000	Cotton, Not Carded/combed.	25.749.767	56.836.882	38.666.485	86.978.287
2304000000	Oil-cake&other Solid Residues,in Pellet Form, From The Extract Of Soyabean	124.594.079	231.367.509	46.429.969	82.317.339
8411990000	Oth Parts Of Gas Turbines	643.001	1.153.468	59.222.154	77.676.242
2711120000	Liquid Propane	45.228.040	163.074.045	23.646.833	77.151.470
0102901000	Live Oxen, Other Than Pure-bred Breeding Animals	13.575.943	37.988.683	26.757.184	76.773.745
7308909000	Other Structures And Parts Of Structures Of Iron Or Steel	15.772.717	24.918.537	47.475.721	76.440.931
2710197900	Other Fuel Oils	69.085.607	204.579.424	19.997.822	71.056.504
8517709900	Other Parts In Subheading 85.17.70	267.362	2.169.272	27.229.071	69.331.591
8404101090	Oth Auxiliary Plant For Use With Boilers Of Heading 84.02	7.299.112	20.227.696	24.316.979	68.854.897
2710111600	Other Motor Spirit, Unleaded	20.042.297	134.185.529	9.737.632	66.875.129
8901901400	Other Vessels, Not Motorised Of Gross Tonnage > 500 Ton	5.323.861	29.182.861	15.513.182	60.662.701
2902430000	P-xylene	37.955.258	96.864.964	26.024.786	60.563.629
8431430000	Parts Of Boring/sinking Mach Of Subhead 8430.41/8430.49	1.453.115	3.283.806	32.032.021	60.003.830
8471302000	Laptop Incl Notebooks	214.642	609.044	25.967.636	59.973.524
8542390000	Other Electronic Integrated Circuits	99.415	215.280	29.368.846	59.886.129
8517625300	Other Transmission Apparatus For Radio- Telephony/radio-telegraphy	68.692	275.910	25.602.157	56.576.115
8529904000	Parts Of Digital Cameras/video Camera Recorders With App Of Hd 85.25 To	392.716	398.074	53.578.013	54.327.079
2711130000	Liquid Butanes	43.256.472	119.624.749	22.614.483	54.270.577
2901210000	Ethylene	58.835.528	95.850.852	33.760.470	52.900.707
2710117000	Naphtha, Reformate Or Preparations For Preparing Spirits	67.703.513	164.278.124	22.736.876	52.529.512
8473309000	Parts & Access Ofother Machines Of Heading 84.71	640.665	1.441.969	27.524.426	51.094.016
8502131000	Generating Sets With Spark-ignit Intern Combust Pist Output > 12500 Kva	1.027.084	1.585.353	32.958.360	50.485.855
7304290090	Oth.unfinish Casetube&unworked Pipe End With Yield Strength Less Than	6.789.197	23.721.732	19.978.667	49.438.653
7207121000	Slabs Of Iron/non Alloy, Cont.< 0,25% Of Carbon, Other Than Square	104.977.470	104.977.470	46.791.942	46.791.942
0805200000	Mandarin (incl. Tangerines & Satsumas), & Similar Citrus Hybrids, Fresh Or	20.551.927	52.411.471	18.228.079	46.127.293
8477202000	Extruders For Extruding Plastics	616.049	1.116.448	36.818.563	44.573.592
7304190000	Oth.tube,pipe&hollow Profile,seamless, Line Pipe Of A Kind Use For Oil/gas	7.384.663	24.900.402	12.991.714	43.349.354
8431499000	Oth Parts Of Machinery Of Heading 84.26, 84.29/84.30	2.163.972	6.765.992	15.430.958	43.002.179
8429520000	Mach With A 360,revolving Super Struct, Mech Shovels,excavators And Shove	1.180.574	5.416.384	9.451.520	41.911.393
8542900000	Parts Of Electronic Integrated Circuits	91.130	183.263	23.159.247	41.505.720
8443910000	Part & Accessori Of Print Machinery Used For Print By Component Of Head	315.764	736.712	20.719.184	40.931.928
2710194300	Other Lubricating Oils	8.182.575	17.579.119	16.091.924	36.825.626

**I-2 IMPOR MENURUT GOLONGAN BARANG SITC / IMPORT BY SITC COMMODITY GROUPS**  
**\*\*\* FEBRUARI / FEBRUARY 2009 \*\*\***

SITC	Uraian golongan barang Group description	Berat bersih / Net weight (Kg)		Nilai / Value C.I.F. (US \$)	
		Bulan ini Current month	Kumulatif Cum. Jan. to date	Bulan ini Current month	Kumulatif Cum. Jan. to date
<b>A. By Commodity 1 digit SITC</b>					
0	Bahan makanan dan binatang hidup	693.721.236	1.539.034.989	409.106.022	909.880.366
1	Minuman dan tembakau	8.081.335	16.098.844	27.176.268	61.289.591
2	Bahan mentah	760.341.769	1.645.035.018	284.037.138	587.026.330
3	Bahan bakar, bahan penyemir, dsb	2.313.422.669	5.379.412.538	975.568.019	2.261.403.984
4	Minyak/lemak nabati dan hewan	4.648.477	8.260.093	7.471.125	13.211.775
5	Bahan kimia	572.308.193	1.141.462.404	653.360.510	1.305.721.028
6	Hasil industri menurut bahan	782.084.556	1.496.688.403	980.645.101	2.094.682.869
7	Mesin dan alat pengangkutan	191.018.927	471.477.934	2.389.482.832	4.871.458.767
8	Hasil industri lainnya	28.180.967	64.865.592	211.261.584	432.263.031
9	Barang dan transaksi khusus lainnya	3.954	9.881	934.728	2.674.835
	<b>TOTAL IMPORT</b>	<b>5.353.812.083</b>	<b>11.762.345.696</b>	<b>5.939.043.327</b>	<b>12.539.612.576</b>
<b>B. By Commodity 2 digit SITC</b>					
00	Live animal for food	13.575.952	38.122.731	26.757.816	77.024.898
01	Meat and meat preparations	8.357.625	14.104.769	18.960.207	30.754.155
02	Dairy product and eggs	16.527.719	35.347.824	44.276.495	95.834.121
03	Fish, crustaceans, molluscs and their preparations	17.094.402	27.450.598	14.518.025	23.600.393
04	Cereals and cereal preparations	280.636.764	651.143.300	105.848.078	248.982.039
05	Fruits and vegetables	89.038.963	213.055.688	57.870.162	142.054.059
06	Sugar, sugar preparations, and honey	70.766.868	165.010.120	25.150.089	56.200.377
07	Coffee, tea, cocoa, and spices	9.097.103	17.238.863	16.690.308	36.707.447
08	Feeding stuff for animals	180.926.301	359.395.635	73.462.089	144.520.359
09	Miscellaneous food preparations	7.699.539	18.165.461	25.572.753	54.202.518
11	Beverages	4.574.526	7.543.021	2.636.384	4.665.673
12	Tobacco and tobacco manufactured	3.506.809	8.555.823	24.539.884	56.623.918
21	Hides, skins and furskins	626.390	1.348.815	864.750	1.305.875
22	Oil seeds, nuts, and kernels	183.179.041	225.932.847	94.854.107	122.549.407
23	Crude rubber	12.908.865	22.667.939	21.299.775	43.511.350
24	Wood, lumber, and cork	13.174.155	30.689.451	9.049.947	19.690.097
25	Pulp and waste paper	184.884.754	402.708.686	46.612.642	102.796.042
26	Textile fibres and their waste	39.413.262	82.362.469	67.741.389	149.372.658
27	Crude fertilizers and crude minerals	295.645.251	637.444.267	29.704.186	76.219.193
28	Metalliferous ores and metal scraps	29.360.195	239.486.382	9.477.865	63.205.400
29	Crude animals and vegetable materials, nes	1.149.856	2.394.162	4.432.477	8.376.307
32	Coal, coke, and briquettes	25.849.935	32.441.057	8.672.416	11.134.188
33	Petroleum and petroleum products	2.151.157.906	5.011.830.542	896.176.192	2.092.181.808
34	Gas; natural and manufactured	136.414.828	335.140.939	70.719.411	158.087.988
41	Animal oils and fats	97.128	195.124	853.581	1.205.403
42	Fixed vegetable oils/fats	2.119.555	3.378.786	2.914.157	4.541.608
43	Animal vegetable oils/fats	2.431.794	4.686.183	3.703.387	7.464.764
51	Organic chemicals	251.723.439	461.015.565	205.858.773	398.988.926
52	Inorganic chemicals	88.118.935	218.347.476	45.865.047	103.530.570
53	Dyeing, tanning, and colouring materials	14.704.288	33.831.078	39.587.919	80.905.185
54	Medical and pharmaceutical products	1.557.531	3.293.082	47.867.563	84.434.373
55	Essential oils and perfumery materials	8.098.937	17.340.809	41.231.216	87.043.876
56	Manufactured fertilizers	59.986.237	118.450.494	29.071.124	60.644.332
57	Plastics in primary forms	93.338.146	183.881.281	125.041.903	245.111.654
58	Plastics in non-primary forms	10.839.282	22.585.167	26.574.694	54.420.927
59	Chemical materials and its products, nes	43.941.398	82.717.452	92.262.271	190.641.185
61	Leather, leather med, nes	1.912.093	4.233.570	17.283.846	33.912.452
62	Rubber manufactured, nes	8.797.803	19.286.231	44.848.250	99.125.071
63	Wood and cork manufactured	18.161.548	36.597.040	8.221.467	17.573.809
64	Paper, paperboard, and manufactured thereof	88.457.288	121.456.952	49.796.097	107.658.400
65	Textile yarns, fabrics, and their products	31.435.775	69.825.836	203.221.507	424.635.963
66	Non metallic minerals manufactured	209.833.415	390.730.933	42.885.031	83.042.903
67	Iron and steel	337.192.400	673.300.708	374.159.755	816.827.990
68	Non ferrous metals	30.732.610	69.901.368	66.301.845	163.753.488
69	Manufactured of metal, nes	55.561.624	111.355.765	173.927.303	348.152.793
71	Power generating machine and equipments	32.842.464	69.603.713	350.139.222	669.749.602
72	Machinery specialized for particular industry	28.541.056	67.227.959	310.698.409	649.878.699
73	Metalworking machinery	3.761.569	8.928.796	43.782.366	98.929.415
74	General industrial machinery and equipments	36.723.122	90.950.283	346.940.826	810.872.478
75	Office machinery and automatic data processing	4.536.709	10.106.435	143.060.247	291.408.744
76	Telecommunication and reproducers apparatus	8.253.950	20.508.350	265.232.512	536.766.440
77	Electrical machinery and apparatus	24.657.920	56.608.062	348.013.454	751.880.667
78	Road vehicles	27.672.615	59.870.479	222.087.502	495.127.679
79	Other transportation equipments	24.029.522	87.673.857	359.528.294	566.845.043
81	Sanitary, plumbing, and fittings	4.244.566	7.095.896	14.740.859	31.090.230
82	Furniture	1.739.058	5.851.213	4.095.520	13.286.014
83	Traveling goods	587.609	1.487.861	3.903.855	8.468.805
84	Clothing	2.222.703	5.316.334	21.286.003	39.177.479
85	Footwear	954.318	3.456.664	6.505.505	19.116.814
87	Professional, scientific, and contractor instruments	2.802.593	6.058.327	50.646.899	103.640.416
88	Photographic apparatus, equipments and optics	1.360.390	3.084.715	18.803.256	37.298.222
89	Miscellaneous manufactured articles	14.269.730	32.514.582	91.279.687	180.185.051
96	Coin; not being legal tender	1	419	3	251
97	Gold; non monetary	3.953	9.462	934.725	2.674.584
	<b>TOTAL IMPORT</b>	<b>5.353.812.083</b>	<b>11.762.345.696</b>	<b>5.939.043.327</b>	<b>12.539.612.576</b>

**I-2 IMPOR MENURUT GOLONGAN BARANG SITC / IMPORT BY SITC COMMODITY GROUPS**  
**\*\*\* FEBRUARI / FEBRUARY 2009 \*\*\***

SITC	Uraian golongan barang Group description	Berat bersih/ Net weight (Kg)		Nilai/Value C.I.F.(US\$)	
		Bulan ini Current month	Kumulatif Cum.Jan.to date	Bulan ini Current month	Kumulatif Cum.Jan.to date
<b>C. By Commodity 3 digit SITC</b>					
001	Live Animals Other Than Fish	13.575.952	38.122.731	26.757.816	77.024.898
011	Meat Of Bovine Animals Fresh, Chilled Or Frozen	4.753.631	7.415.610	13.214.103	19.967.558
012	Other Meat, Other Edible Meat Offal, Fresh, Chilled Or Frozen	3.555.299	6.468.147	5.611.402	10.254.541
017	Meat And Edible Meat Offal, Prepared Or Preserved	48.695	221.012	134.702	532.056
022	Milk,cream, And Milk Products Other Than Butter Or Cheese	14.567.365	31.872.783	36.816.029	81.189.822
023	Butter And Other Fats From Milk	816.700	1.309.127	2.656.781	4.799.952
024	Cheese And Curds	990.737	1.970.203	3.881.458	8.645.886
025	Eggs, Birds, And Egg Yolks; Fresh, Dried Or Otherwise Preserved	152.917	195.711	922.227	1.198.461
034	Fish, Fresh, Chilled Or Frozen	13.474.749	21.096.910	9.749.202	15.505.552
035	Fish, Dried Salted Or In Brine; Smoked Fish	2.141.956	3.697.830	1.898.211	2.997.782
036	Crustaceans, Molluscs, And Aquatic Invertebrates	1.298.768	2.351.851	2.418.484	4.322.609
037	Fish, Crustaceans, Molluscs, And Other Aquatic Invertebrates; Prepared	178.929	304.007	452.128	774.450
041	Wheat And Meslin, Unmilled	226.138.902	530.803.908	84.006.739	203.537.202
042	Rice	22.786.416	42.830.086	9.607.104	16.886.466
044	Maize, Unmilled	8.848.901	30.608.907	1.616.640	6.046.512
045	Cereals, Unmilled	1.254.952	2.629.038	475.113	985.442
046	Meal And Flour Of Wheat And Flour Of Meslin	15.601.832	31.570.068	5.833.577	12.386.730
047	Other Cereal Meals And Flours	496.465	1.221.339	191.537	513.833
048	Cereal Preparations And Preparations Of Flours/starchs Of Fruit	5.509.296	11.479.954	4.117.368	8.625.854
054	Vegetables, Fresh, Chilled, Frozen Or Simply Preserved	51.214.209	108.525.215	20.688.239	42.464.451
056	Vegetables, Roots And Tubers, Prepared Or Preserved Nes	2.393.467	5.887.651	3.639.541	8.450.683
057	Fruit And Nut; Fresh Or Dried	34.018.622	96.033.055	31.775.497	87.231.933
058	Fruits, Preserved And Preparations	713.259	1.320.619	713.813	1.660.413
059	Fruit And Vegetable Juices	699.406	1.289.148	1.053.072	2.246.579
061	Sugar, Molasses, And Honey	70.635.649	164.343.216	24.724.351	54.697.987
062	Sugar Confectionery	131.219	666.904	425.738	1.502.390
071	Coffee And Coffee Substitutes	780.502	1.700.194	2.845.450	9.838.782
072	Cocoa	3.695.961	6.066.985	8.620.499	13.879.799
073	Chocolate And Other Food Preparations Containing Cocoa	767.676	2.654.552	1.844.790	6.468.397
074	Tea And Mate	733.678	1.208.830	1.593.752	2.653.928
075	Spices	3.119.286	5.608.302	1.785.817	3.866.541
081	Feeding Stuff For Animals	180.926.301	359.395.635	73.462.089	144.520.359
091	Margarine And Shortening	241.045	383.830	763.485	1.353.887
098	Edible Products And Preparations	7.458.494	17.781.631	24.809.268	52.848.631
111	Non-alcoholic Beverages, Nes	4.564.442	7.531.252	2.607.725	4.629.392
112	Alcoholic Beverages	10.084	11.769	28.659	36.281
121	Tobacco, Unmanufactured And Refused	2.926.536	6.319.141	19.613.761	40.438.200
122	Tobacco, Manufactured	580.273	2.236.682	4.926.123	16.185.718
211	Hides And Skins, Raw	625.941	1.348.366	855.106	1.296.231
212	Furskins, Raw	449	449	9.644	9.644
222	Oil Seeds Use For Extraction Ofsoft Fixed Vegetable Oils	183.035.641	225.670.347	93.829.856	119.911.406
223	Oil Seeds Use For Extraction Of Other Fixed Vegetable Oils	143.400	262.500	1.024.251	2.638.001
231	Natural Rubber Latex;natural Rubber And Similar Natural Gums	493.687	1.086.858	613.645	1.491.496
232	Synthetic Rubber Latex, Synthetic/reclaimed Rubber	12.415.178	21.581.081	20.686.130	42.019.854
244	Cork,natural,raw And Waste	580	5.698	5.287	25.568
245	Fuel Wood And Wood Charcoal	15.520	70.739	24.037	91.967
246	Wood In Chips Or Particles And Waste	102.728	159.797	43.407	56.192
247	Wood In The Rough Or Roughly Squared	1.262.746	4.137.600	649.360	1.826.509
248	Wood, simply Worked And Railway Sleeper Of Wood	11.792.581	26.315.617	8.327.856	17.689.861
251	Pulp And Waste Paper	184.884.754	402.708.686	46.612.642	102.796.043
261	Silk	43.065	103.654	361.531	736.633
263	Cotton	25.796.570	57.069.916	38.977.951	91.919.915
264	Jute And Other Textile Bast Fibres	311.421	963.184	160.523	506.736
265	Vegetable Textile Fibres,raw Or Processed;waste Of These Fibres	85.412	171.055	74.320	150.620
266	Synthetic Fibres Suitable For Spinning	8.656.142	15.138.040	13.350.852	24.125.310
267	Other Man-made Fibres Suitable For Spinning And Waste	4.407.418	8.616.359	14.336.190	30.546.610
268	Wool And Other Animal Hair	106.612	258.773	477.164	1.379.538
269	Old Clothing And Other Old Textile Articles; Rags	6.622	41.488	2.858	7.296
272	Fertilizers, Crude	755.297	108.398.098	398.989	21.538.535
273	Stone, Sand And Gravel	73.449.564	183.935.565	4.033.845	9.387.762
274	Sulphur And Unroasted Iron Pyrites	17.792.774	26.268.817	4.163.569	5.677.051
277	Natural Abrasives	2.545.771	3.629.854	876.907	1.272.702
278	Other Crude Minerals	201.101.845	315.211.933	20.230.876	38.343.143
281	Iron Ore And Concentrates	17.386	144.869.011	42.402	33.243.311
282	Waste And Scrap Metal Of Iron/steel	27.027.318	65.760.075	7.042.276	16.606.066
283	Copper Ores And Concentrates	151	103.312	1.143	32.899
284	Nickel Ores And Concentrates	1	236	10	1.899
285	Aluminium Ores And Concentrates	507.991	23.950.199	446.472	7.551.656
287	Ores And Concentrates Of Basemetals	865.829	2.537.543	910.373	2.689.394
288	Non-ferrous Base Metal Waste And Scraps	941.519	2.266.006	1.035.189	3.080.175
291	Crude Animal Materials	465.345	773.927	1.479.260	2.084.181
292	Crude Vegetable Materials	684.511	1.620.235	2.953.217	6.292.126
321	Coals, Pulverized Or Not	25.095.025	25.674.983	8.398.916	8.693.684
322	Briquettes, Lignite And Peat	45.285	66.459	48.501	95.286
325	Coke And Semi Coke Of Coal/lignite/peat	709.625	6.699.615	224.999	2.345.218
333	Petroleum Oil, Crude	875.881.228	1.932.447.168	312.082.328	677.434.162
334	Petroleum Products, Refined	1.238.168.172	2.980.945.948	568.439.149	1.372.410.081

**I-2 IMPOR MENURUT GOLONGAN BARANG SITC / IMPORT BY SITC COMMODITY GROUPS**  
**\*\*\* FEBRUARI / FEBRUARY 2009 \*\*\***

SITC	Uraian golongan barang Group description	Berat bersih/ Net weight(Kg)		Nilai/Value C.I.F.(US\$)	
		Bulan ini	Kumulatif	Bulan ini	Kumulatif
		Current month	Cum.Jan.to date	Current month	Cum.Jan.to date
<b>C. By Commodity 3 digit SITC</b>					
335	Residual Petroleum Products, And Related Materials	37.108.506	98.437.426	15.654.715	42.337.565
342	Liquefied Propane And Butane	88.484.512	282.698.794	46.261.316	131.422.047
343	Natural Gas, Liquefied Or Not	0	34	0	7.383
344	Petroleum Gases And Other Gas	47.930.316	52.442.009	24.458.095	26.656.279
345	Coal Gas, Water Gas And Similar Gas	0	102	0	2.279
411	Animal Oils And Fats	97.128	195.124	853.581	1.205.403
421	Fixed Vegetable Fats And Oils Soft,crude,refined Or Fractioned	1.740.476	2.695.557	2.130.553	3.396.367
422	Fixed Vegetable Fats And Oils Solid,crude,refined Or Fractioned	379.079	683.229	783.604	1.145.241
431	Animal And Vegetable Oil; Fat Processed And Their Wax	2.431.794	4.686.183	3.703.387	7.464.764
511	Hydrocarbon And Their Halogenated, Nitrated Derivatives	164.670.230	300.674.111	96.908.632	175.170.855
512	Alcohols,phenols,phenol-alcohols And Their Halogenated	47.808.759	82.889.245	30.533.572	57.492.380
513	Carboxylic Acids,and Their Anhydrides,halides,peroxides	22.028.511	38.714.014	24.444.065	46.621.128
514	Nitrogen-function Compounds	6.949.970	13.273.804	17.017.066	34.119.952
515	Organo-inorganic And Heterocyclic Compounds	6.245.334	13.579.191	27.931.303	61.101.351
516	Other Organic Chemicals	4.020.635	11.885.200	9.024.135	24.483.260
522	Inorganic Chemical Elements, Oxides And Halogen Salts	33.545.448	71.832.408	22.036.499	43.856.339
523	Metallicsalts And Peroxysalts	52.773.071	143.620.373	22.122.163	56.589.701
524	Other Inorganic Chemicals;chemical Compound Of Precious Metals	1.799.698	2.890.258	1.632.855	2.841.500
525	Radioactive And Associated Materials	718	4.437	73.530	243.030
531	Synthetic Organic; Colouring Matter	2.603.102	5.170.990	11.558.742	22.285.156
532	Dyeing/tanning Extracts And Synthetic Tanning Materials	460.642	1.106.741	527.695	1.470.136
533	Pigments, Paints, Varnishes, And Related Materials	11.640.544	27.553.347	27.501.482	57.149.893
541	Medicinal And Pharmaceutical Products	1.083.638	2.243.265	22.384.893	45.208.982
542	Medicaments, Including Veterinary Medicaments	473.893	1.049.817	25.482.670	39.225.391
551	Essential Oils, Perfumes, And Flavour Materials	1.517.145	3.695.266	16.932.834	42.416.479
553	Perfumery, Cosmetics, And Toilet Preparations	2.663.689	4.744.953	15.560.231	24.505.313
554	Soap,cleansing And Polishing Preparations	3.918.103	8.900.590	8.738.151	20.122.084
562	Fertilizers, Manufactured	59.986.237	118.450.494	29.071.124	60.644.332
571	Polymers Of Ethylene In Primary Forms	30.743.508	59.777.651	31.678.401	59.222.734
572	Polimers Of Styrene In Primary Forms	7.502.022	15.369.741	11.060.000	22.789.812
573	Polimers Of Vinyl Chloride In Primary Forms	3.191.642	7.014.290	3.366.306	7.329.449
574	Poliacetals And Polycarbons In Primary Forms	10.799.466	19.602.057	18.371.814	34.310.503
575	Other Plastics In Primary Forms	40.955.754	81.728.875	60.505.825	121.256.264
579	Waste And Scrap Of Plastics	145.754	388.667	59.557	202.892
581	Tubes, Pipes, And Hoses Of Plastics	861.678	1.539.320	3.404.969	7.302.206
582	Plates, Sheets, And Film Of Plastics	9.921.342	20.882.995	22.898.960	46.286.718
583	Monofilament And Rod Of Plastics	56.262	162.852	270.765	832.003
591	Disinfectants, Insecticides, And Fungicides Put In Forms	1.956.282	3.674.437	9.637.397	18.680.082
592	Starches, Inulin, And Wheat Glutenal Buminoidal Substances; Glues	19.061.067	32.748.481	16.634.716	37.587.038
593	Explosive And Pyrotechnic Products	341.324	646.881	3.371.481	5.120.334
597	Additive For Mineral Oils	8.673.462	14.953.724	25.915.337	46.220.558
598	Miscellaneous Chemical Products	13.909.263	30.693.927	36.703.340	83.033.073
599	wastes	0	2	0	100
611	Leathers	1.883.996	4.191.150	17.107.254	33.626.304
612	Manufactures And Composition Leathers	28.097	42.420	176.592	286.148
621	Materials Of Rubber	2.406.156	5.045.428	9.173.089	18.294.707
625	Rubber Tyre,tyre Cases,tyre Treads,inner Tubes, And Tyre Flaps	4.400.403	10.027.935	21.754.705	47.918.817
629	Articles Of Rubbers	1.991.244	4.212.868	13.920.456	32.911.547
633	Cork Manufactures	20.604	46.557	51.664	120.165
634	Veneers,plywood,improved/reconstituted Wood Worked	16.954.241	34.369.937	6.768.334	14.682.189
635	Wood Manufactures	1.186.703	2.180.546	1.401.469	2.771.455
641	Papers And Paperboards	21.960.100	46.854.837	28.865.689	60.281.495
642	Paper And Paperboard Cut To Size/shape And Article Of Papers	66.497.188	74.602.115	20.930.408	47.376.905
651	Textile Yarns	6.795.803	13.718.367	21.328.570	44.061.998
652	Cotton Fabrics, Woven	6.072.752	12.106.305	51.194.541	99.652.029
653	Fabrics, Woven, Of Man-made Fibres	5.015.396	10.884.479	37.277.769	76.847.975
654	Textile Fabrics, Woven, Other Than Of Cotton Or Man-made Fibres	594.140	1.168.408	7.435.712	11.490.292
655	Knitted Or Crocheted Fabrics	5.232.469	12.075.749	40.133.142	95.867.610
656	Tulle,lace,embroidery,ribbons,trimmings And Other Small Wares	1.084.343	2.426.687	15.686.083	30.460.545
657	Special Yarns, textile Fabrics	5.244.554	14.042.992	25.857.426	57.064.694
658	Made-up Articles, Wholly/chiefly Of Textile Materials	1.074.928	2.366.699	3.232.302	6.270.594
659	Floor Coverings	321.390	1.036.150	1.075.962	2.920.226
661	Lime,cement And Fabricated Construction Materials	180.494.245	325.826.699	10.479.003	20.083.576
662	Clay And Refactory Construction Materials	12.664.371	27.291.311	14.998.276	24.372.194
663	Mineral Manufactures	3.676.112	9.558.896	6.038.633	14.404.528
664	Glass	4.520.046	9.194.273	5.939.449	11.868.570
665	Glassware	7.332.844	15.638.008	4.920.390	10.817.931
666	Pottery	1.144.349	3.218.873	481.362	1.399.798
667	Pearl, Precious And Semi Precious Stones	1.448	2.873	27.918	96.306
671	Pig Iron,spiegeleisen,sponge Iron, And Ferro-alloys	2.118.291	4.779.837	3.074.795	7.234.955
672	Ingots And Other Iron/steel In Primary Forms	125.518.827	152.921.846	56.481.623	72.213.046
673	Flat Rolled Products, Not Clad	76.611.435	210.013.900	64.304.210	191.697.476
674	Flat Rolled Products, Clad Or Plated	19.051.880	50.772.421	21.661.431	63.132.335
675	Flat Rolled Products And Alloy Steels	34.759.673	56.992.331	53.826.806	93.754.258
676	Iron/steel Bars, Rods, Angels, Shaped And Sections	31.028.367	72.356.783	40.067.925	96.730.236
677	Rail/railway And Tractor Construction Of Iron/steel Materials	159.866	497.740	1.085.990	3.421.777
678	Wire Of Iron/steel	5.506.230	13.024.978	7.579.274	17.150.148

**I-2 IMPOR MENURUT GOLONGAN BARANG SITC / IMPORT BY SITC COMMODITY GROUPS**  
**\*\*\* FEBRUARI / FEBRUARY 2009 \*\*\***

SITC	Uraian golongan barang Group description	Berat bersih/ Net weight(Kg)		Nilai/Value C.I.F.(US\$)	
		Bulan ini Current month	Kumulatif Cum.Jan.to date	Bulan ini Current month	Kumulatif Cum.Jan.to date
<b>C. By Commodity 3 digit SITC</b>					
679	Tubes, Pipes, Hollow Profile, Pipe Fitting Of Iron/steel	42.437.831	111.940.872	126.077.701	271.493.759
681	Silver, Platinum, And Other Metal Of The Platinum Groups	698	3.160	216.298	503.554
682	Copper	2.794.017	10.236.092	14.035.654	46.902.420
683	Nickel	122.127	214.969	1.056.412	2.195.969
684	Aluminium	16.326.384	35.958.918	35.588.151	81.296.406
685	Lead	4.014.476	9.693.738	4.778.181	12.037.223
686	Zinc	7.413.562	13.648.188	10.140.251	19.105.690
687	Tin	8.952	51.788	337.100	990.988
689	Miscellaneous Non-ferrous Basemetals Employed In Metallurgy	52.394	94.515	149.798	721.238
691	Structures And Parts Of Iron/steel Or Aluminium	16.790.540	28.456.401	50.969.535	89.448.820
692	Metal Containers For Storage And Transportations	10.895.766	17.257.778	26.368.077	43.248.315
693	Wire Products And Fencing Grills	4.145.542	8.555.180	7.297.308	18.671.099
694	Nails, Screws, Nuts, Bolts, Rivets Of Iron/steel Or Copper	6.095.525	12.975.411	21.016.418	46.580.719
695	Tools For Used In The Hand Or In Machines	1.886.623	4.768.780	16.610.808	38.058.182
696	Cutlery	341.389	1.072.552	1.558.326	4.461.089
697	Household Equipment Of Base Metals	1.800.952	4.044.534	3.823.408	9.409.466
699	Manufactures Of Base Metals	13.605.287	34.225.129	46.283.423	98.275.103
711	Steam And Other Vapour Generating Boilers And Parts	13.590.703	30.527.817	62.710.363	130.513.639
712	Steam Or Other Generating Boilers And Parts	5.947.609	10.099.144	37.984.705	70.647.599
713	Internal Combustion Piston Engines And Parts	5.399.083	12.757.710	62.581.794	157.192.404
714	Engines And Motors, Non-electric And Parts	969.861	1.611.052	91.777.784	138.732.289
716	Rotating Electric Plants And Parts	6.145.618	12.671.074	84.867.165	150.102.697
718	Other Power Generating Machines And Parts	789.590	1.936.916	10.217.411	22.560.974
721	Agricultural Machinery And Parts	676.909	1.214.656	6.729.637	11.823.926
722	Tractors	317.743	876.017	1.844.422	5.207.144
723	Civil Engineering And Contractor Plants And Equipments/parts	14.148.083	30.938.270	126.766.891	259.281.663
724	Textile/leather Machinery And Parts	2.316.624	5.804.872	19.668.694	40.283.721
725	Papermill/pulpmill Machinery And Paper Cutting Machines	1.141.212	3.701.702	13.579.877	49.713.494
726	Printing/book Binding Machinery And Parts	1.077.551	2.393.593	29.882.428	60.951.997
727	Food Processing Machines And Parts	1.986.374	3.734.198	15.516.921	30.482.689
728	Other Machines And Equipment Specialized For Particular Industry	6.876.560	18.564.651	96.709.539	192.134.065
731	Machine Tools By Removing Metal	1.186.269	2.985.463	15.411.866	42.459.625
733	Machine Tool For Working Metals	681.111	2.140.094	7.744.484	17.091.407
735	Parts Of Machine Tools	660.162	891.450	9.656.844	15.122.329
737	Metalworking Machinery And Parts	1.234.027	2.911.789	10.969.172	24.256.054
741	Heating And Cooling Equipments And Parts	5.915.935	15.224.474	57.625.101	125.776.321
742	Pumps For Liquid And Parts	3.140.877	9.302.480	28.301.820	78.403.947
743	Pumps, Compressors, Fans, Blowers, Centrifuges, And Parts	4.906.958	13.834.762	39.784.295	109.933.834
744	Mechanical Handling Equipments And Parts	8.008.433	19.808.180	47.916.207	115.672.470
745	Other Non-electrical Machinery, Tools, And Mechanical Apparatus	1.222.289	3.162.919	24.421.032	59.842.752
746	Ball Or Roller Bearings	1.814.247	3.992.761	17.706.130	39.107.812
747	Taps, Cocks, And Valves For Pipes	4.467.734	8.984.018	54.801.879	106.990.805
748	Transmission Shafts And Cranks	5.412.921	12.220.647	51.761.208	122.076.277
749	Non-electric Parts And Accessories Of Machineries	1.833.728	4.420.042	24.623.154	53.068.260
751	Office Machines	1.648.851	3.365.939	30.131.257	55.169.952
752	Automatic Data Processing Machines And Their Units	1.800.480	4.300.727	78.100.378	171.558.943
759	Parts And Accessories For Machine Of Heading 751 Or 752	1.087.378	2.439.769	34.828.612	64.679.849
761	Television Receivers	1.486.748	3.627.302	5.909.428	21.903.401
762	Radio Broadcast Receivers	96.667	292.287	1.629.900	3.400.490
763	Sound Recorders Or Reproducers	293.623	688.000	5.161.592	10.220.738
764	Telecommunication Equipments And Parts	6.376.912	15.900.761	252.531.592	501.241.811
771	Electric Power Machinery And Parts	2.288.697	5.569.790	28.560.866	74.703.835
772	Electrical Apparatus For Making And Breaking Electrical Circuits	5.767.106	11.618.436	109.592.260	214.425.516
773	Equipment For Distributing Electricity	4.599.077	9.865.743	33.903.595	78.921.316
774	Electrical Apparatus For Medical Purposes And Radiological Apparatus	74.359	192.025	3.555.839	8.040.022
775	Household Type, Electrical/non-electrical Equipments	3.337.088	8.931.219	14.194.685	35.492.008
776	Thermionic, Cold Cathode, And Photo Cathode Valves/tubes	2.544.408	5.223.087	79.632.373	162.315.883
778	Electrical Machinery And Apparatus	6.047.185	15.207.762	78.573.836	177.982.087
781	Passenger Motor Cars	2.122.179	6.243.613	21.766.090	65.178.217
782	Motor Vehicle For The Transportation Of Goods	11.711.023	21.607.637	100.253.262	199.993.273
783	Road Motor Vehicles	587.531	1.071.301	4.005.163	7.768.290
784	Parts And Accessories Of The Motor Vehicles	7.284.003	17.595.277	58.159.691	135.229.536
785	Motorcycles, Scooters, And Other Cycles Motorized/non Motorized	5.412.062	12.013.160	35.468.057	81.661.884
786	Trailers And Other Vehicles, Not Motorized	555.817	1.339.491	2.435.239	5.296.479
791	Railway Vehicles And Associated Equipments	115.289	840.060	1.446.969	5.515.214
792	Aircraft And Associated Equipments And Parts	488.947	1.294.530	276.263.503	360.786.701
793	Ships, Boats, And Floating Structures	23.425.286	85.539.267	81.817.822	200.543.128
811	Prefabricated Buildings	568.922	1.069.698	3.784.395	6.042.374
812	Sanitary, Plumbing, Heating, And Lighting Fixtures/fittings	2.954.354	3.791.889	8.284.472	16.937.701
813	Lighting Fixtures And Fittings	721.290	2.234.309	2.671.992	8.110.155
821	Furnitures And Parts	1.739.058	5.851.213	4.095.520	13.286.014
831	Travel Goods	587.609	1.487.861	3.903.855	8.468.805
841	Men's Coats/jackets, Not Knitted	156.892	303.151	1.554.586	2.634.212
842	Women's Coats/jacket, Not Knitted	271.193	799.925	2.881.644	5.346.129
843	Men's Coats/jackets, Knitted	88.052	154.903	733.730	1.234.297
844	Women's Coats/jackets, Knitted	247.235	493.064	1.147.541	2.168.709
845	Articles Of Apparel	589.309	1.286.481	5.033.118	9.761.578

**I-2 IMPOR MENURUT GOLONGAN BARANG SITC / IMPORT BY SITC COMMODITY GROUPS**  
**\*\*\* FEBRUARI / FEBRUARY 2009 \*\*\***

SITC	Uraian golongan barang <i>Group description</i>	Berat bersih/ <i>Net weight</i> (Kg)		Nilai/ <i>Value C.I.F</i> (US\$)	
		Bulan ini <i>Current month</i>	Kumulatif <i>Cum.Jan.to date</i>	Bulan ini <i>Current month</i>	Kumulatif <i>Cum.Jan.to date</i>
<b>C. By Commodity 3 digit SITC</b>					
846	Clothing Accessories Of Textiles Fabrics	177.738	469.772	2.101.929	6.190.847
848	Articles Of Apparel And Clothing Accessories Of Other Than Textile Fab	692.284	1.809.038	7.833.455	11.841.707
851	Footwears	954.318	3.456.664	6.505.505	19.116.814
871	Optical Instrument And Apparatus	39.920	83.345	1.318.549	2.000.753
872	Medical Instruments And Appliances	919.805	2.068.520	9.546.300	19.439.181
873	Meters And Counters	426.409	994.618	5.360.610	12.140.990
874	Measuring, Checking, Analysing, And Controlling Instrument And Apparatus	1.416.459	2.911.844	34.421.440	70.059.492
881	Photographic Apparatus And Equipments	99.600	228.787	3.602.023	7.161.561
882	Photographic And Cinematographic Supplies	713.974	1.677.458	3.836.825	7.850.752
883	Cinematograph Film, Exposed And Developed	1.254	4.848	91.727	334.986
884	Optical Goods	288.561	591.061	9.751.715	18.539.309
885	Watches And Clocks	257.001	582.561	1.520.966	3.411.614
891	Arms And Ammunitions	9.305	17.458	721.359	1.814.123
892	Printed Matter	1.329.451	2.399.985	11.253.668	22.599.866
893	Article Of Plastics	7.864.661	16.608.849	23.777.791	50.844.980
894	Baby Carriages, Toys, Games, And Sporting Goods	987.510	3.512.980	3.872.719	10.591.156
895	Office And Stationery Supplies	818.079	1.993.264	3.836.073	9.776.456
896	Works Of Art, Collectors Pieces And Antiques	23.441	82.237	27.840	180.106
897	Jewellery, Goldsmith, Silversmith Wares, And Other Articles	132.621	302.140	1.167.767	3.091.011
898	Musical Instrument And Parts/accessories	1.197.728	2.559.966	33.078.158	49.742.501
899	Other Miscellaneous Manufactured Articles	1.906.934	5.037.703	13.544.312	31.544.852
961	Coin Not Being Legal Tender	1	419	3	251
971	Gold, Non-monetary	3.953	9.462	934.725	2.674.584
<b>TOTAL IMPORT</b>		<b>5.353.812.083</b>	<b>11.762.345.696</b>	<b>5.939.043.327</b>	<b>12.539.612.576</b>



**I.3. IMPOR MENURUT KOMODITI / IMPORT BY HS COMMODITY**  
**\*\*\* FEBRUARI / FEBRUARY 2009 \*\*\***

H S Uraian Komoditi Commodity Description	Berat Bersih / Net Weight (Kg)		Nilai / Value C.I.F (US\$)	
	Bulan ini	Kumulatif	Bulan ini	Kumulatif
	Current Month	Cum.Jan. to date	Current Month	Cum.Jan. to date
0102901000 Live oxen, other than pure-bredbreeding animals	13.575.943	37.988.683	26.757.184	76.773.745
0102902000 Live buffaloes, other than pure-bredbreeding animals	0	134.039	0	250.521
0106200000 Live reptiles (including snakes and turtles)	9	9	632	632
0201200000 Oth cuts with bone in of bovine animals, fresh or chilled	545	545	2.796	2.796
0201300000 Meat of bovine animals, boneless, fresh or chilled	76.465	77.873	308.481	326.154
0202200000 Oth cuts with bone in of bovine animals, frozen	230.685	528.974	448.860	882.503
0202300000 Meat of bovine animals, boneless, frozen	4.445.936	6.808.218	12.453.966	18.756.105
0203290000 Other meat of swine, frozen	16.320	32.640	14.512	29.676
0204220000 Oth cuts with bone in of sheep, fresh or chilled	1.084	2.269	8.523	13.007
0204230000 Other meat of sheep, boneless, fresh or chilled	2.073	2.138	12.272	12.627
0204410000 Carcasses & half-carcasses of sheep, frozen	4.808	8.627	19.844	36.540
0204420000 Oth cuts with bone in of sheep, frozen	18.356	41.467	76.855	161.781
0204430000 Other meat of sheep, boneless, frozen	9.657	22.813	44.615	96.638
0206210000 Tongues of bovine animals, frozen	35.444	57.568	71.027	110.333
0206220000 Livers of bovine animals, frozen	181.538	399.782	263.176	571.141
0206290000 Other edible offal of bovine animals, frozen	2.886.767	5.140.662	4.559.640	8.197.922
0206300000 Edible offal of swine, fresh or chilled	21.140	21.140	27.838	27.838
0207120000 Meat & edible offal of the spec. gallus domesticus, not cut in piece, frozen	53.174	133.201	80.529	209.226
0207149000 Oth cuts & offals of fowl of the species gallus domesticus, frozen	300.376	470.937	411.918	655.706
0207250000 Meat and edible offal of turkeys, not cut in pieces, frozen	0	577	0	830
0207331000 Meat and edible offal of ducks, not cut in pieces, frozen	24.562	134.326	20.653	131.276
0301102000 Ornamental marine fish, live	24.528	24.528	7.257	7.257
0301103000 Freshwater ornamental fish, live	0	463	0	731
0301920000 Eels (anguilla spp.), live	0	500	0	15.807
0301994090 Other freshwater fish, live	32.281	68.999	37.958	74.069
0302190000 Oth salmonidae fish, excl. fillet, liver and roes, fresh or chilled	93.522	120.472	55.923	68.496
0302640000 Mackerel, excl. fillets, livers & roes, fresh or chilled	168.000	224.000	109.200	145.600
0302691090 Other marine fish excl. fillets, livers and roes, fresh or chilled	2.041	5.259	1.227	3.937
0302692010 Tilapia, excl. fillets, livers and roes, fresh or chilled	47.599	95.199	29.055	51.076
0302692090 Other freshwater fish, excl. fillets, livers and roes, fresh or chilled	17.200	29.700	9.126	14.757
0303190000 Oth pacific salmon, excl. fillet, liver and roes, frozen	706	706	671	671
0303210000 Trout, excl. fillets, livers and roes, frozen	0	8.434	0	45.551
0303220000 Atlantic & danube salmon, excl. fillets, livers and roes, frozen	33.090	45.422	203.417	268.707
0303290000 Other salmonidae, excl. fillets, livers and roes, frozen	0	73.261	0	318.585
0303330000 Sole, excl. fillets, livers & roes, frozen	28	28	138	138
0303390000 Oth flat fish, excl. fillets, livers & roes, frozen	17.783	51.603	61.473	147.714
0303420000 Yellow fin tunas, excl. fillet, liver & roes, frozen	5.298	5.298	44.696	44.696
0303430000 Skipjack or stripe-bellied bonito, excl. fillets, livers and roes, frozen	636.865	690.865	716.786	751.886
0303490000 Oth tunas, excl. fillets, livers & roes, frozen	43.544	43.544	56.997	56.997
0303520000 Cod (gadus morhua, ogac, macrocephalu), excl. fillets, livers and roes, frozen	0	729	0	1.519
0303710000 Sardines, excl. fillets, livers and roes, frozen	70.511	146.911	92.765	147.773
0303740000 Mackerel, excl. fillets, livers and roes, frozen	9.883.856	15.386.088	6.562.929	10.248.203
0303791090 Other marine fish, excl. fillets, livers and roes, frozen	1.945.757	3.110.631	1.321.807	2.103.471
0303792010 Tilapia, excl. fillets, livers and roes, frozen	11.982	61.182	7.286	33.176
0303792090 Other freshwater fish, excl. fillets, livers and roes, frozen	296.618	581.051	192.775	366.912
0303801000 Livers of fish, frozen	0	620	0	1.294
0303802000 Roes of fish, frozen	1.447	2.560	4.776	8.324
0304290000 Other fish fillets, frozen	102.790	258.551	203.186	534.400
0304990000 Other fish meat (whether or not minced) frozen	39.303	60.306	29.754	43.805
0305100000 Flours, meals and pellets of fish, fit for human consumption	575	575	8.322	8.322
0305201000 Livers & roes of freshwater fish, dried, salted or salted or in brine	166.683	248.373	108.345	165.523
0305209000 Others livers & roes of fish, dried, smoked, salted or in brine	1.626	2.201	12.223	12.542
0305300000 Fish fillets, dried, salted or in brine, but not smoked	5.481	5.481	6.295	6.295
0305410000 Pacific salmon, smoked, incl. fillets	140	140	4.606	4.606
0305490000 Other smoked fish, including fillets	340	340	2.283	2.283
0305591000 Sharks fins, dried, salted/unsalted but not smoked	23.721	30.418	409.700	468.907
0305592000 Marine fish, including anchovies, dried, salted/unsalted, but not smoked	1.750.584	3.058.943	1.194.869	2.060.795
0305599000 Other dried fish, salted/unsalted but not smoked	192.710	351.263	150.758	267.699
0305691000 Marine fish, incl sharks fin, salted but not dried or smoked and in brine	96	96	810	810
0306110000 Rock lobsters and oth sea crawfish, (Ja, Palinurus, Panulirus spp.) frozen	0	49.591	0	202.872
0306130000 Shrimps and prawns, frozen	222.891	473.730	815.239	1.543.586
0306140000 Crabs, frozen	186.212	250.571	812.346	1.102.030
0306190000 Other, incl flours, meals & pellets of crustac, fit for human consumption, frozen	17.935	17.935	81.184	81.184
0306213000 Rock lobsters and other sea crawfish, fresh or chilled	23.200	23.200	11.600	11.600
0306231000 Shrimps and prawns, breeder	1.071	1.291	24.748	53.049
0306234900 Other shrimps and prawns, dried in oth than airtight containers	16.335	38.020	4.091	19.518
0306299900 Other crustaceans, not frozen in oth than airtight containers	0	100	0	1.879
0307101000 Oysters, live	561	37.342	20.409	42.587
0307102000 Oysters, fresh, chilled or frozen	0	12.915	0	30.130
0307103000 Oysters, dried, salted or in brine	0	223	0	596
0307291000 Scallops, frozen	568	1.556	938	7.886
0307391000 Mussels, frozen	8.460	27.773	21.150	62.557
0307491000 Cuttle fish and squid, frozen	784.365	1.330.513	519.023	907.796

**I.3. IMPOR MENURUT KOMODITI / IMPORT BY HS COMMODITY**  
**\*\*\* FEBRUARI / FEBRUARY 2009 \*\*\***

H S Uraian Komoditi Commodity Description	Berat Bersih / Net Weight (Kg)		Nilai / Value C.I.F (US\$)	
	Bulan ini Current Month	Kumulatif Cum.Jan. to date	Bulan ini Current Month	Kumulatif Cum.Jan. to date
0307591000 Octopus, frozen	37.170	86.888	107.756	254.911
0307991000 Other molluscs, frozen	0	23	0	53
0307999000 Oth aquatic invertebrates not crstceans,for human consumpt dried,salted/in brine	0	180	0	375
0401100000 Milk and cream, not concentrated, no addssugar, of a fat content, by weight < 1%	96.875	1.040.316	296.353	3.283.159
0401200000 Milk and cream, not concentrated, no addssugar, of a fat content, by weight 1- 6	1.357.106	2.065.308	1.801.389	2.777.520
0401300000 Milk and cream, not concentrated, no addssugar, of a fat content, by weight > 6%	38.560	96.040	64.325	171.028
0402103000 Milk&cream fat cont<=1.5%,in solid formadded sugar/oth sweet,in cont>= 20 kg	5.362.581	9.867.131	13.327.939	27.168.782
0402109000 Milk&cream fat cont<=1.5%,in solid formadded sugar/oth sweet,in cont< 20 kg	396.256	804.525	1.411.416	2.716.877
0402212000 Milk&cream fat cont> 1.5%,in solid formnot added sugar/oth sweet,in cont>=20 k	1.634.808	2.773.383	4.989.566	8.960.977
0402219000 Milk&cream fat cont> 1.5%,in solid formnot added sugar/oth sweet,in cont<20 kg	321.628	518.374	1.333.122	2.489.388
0402292000 Milk&cream fat cont> 1.5%,in solid formadded sugar/oth sweet,in cont>= 20 kg	157.000	1.086.975	368.235	2.575.836
0402299000 Milk&cream fat cont> 1.5%,in solid formadded sugar/oth sweet,in cont< 20 kg	1.858.630	5.539.749	8.101.306	17.570.735
0402990000 Other milk&cream, containing addedsugar/other sweetening	133.801	720.050	164.868	918.375
0403101100 Yoghurt in liquid form, incl. condensedform,cont.fruits, nuts, cocoa or flavor	0	20	0	2.300
0403101900 Yoghurt in other form, containing fruits,nuts, cocoa or flavoring matter	27.952	45.656	51.052	70.093
0403109100 Yoghurt in condensed form, not contain frut, cocoa, or flavoring matter	0	472	0	465
0403109900 Yoghurt in other form, not contain fruitnut, cocoa, or flavoring matter	7.439	7.439	20.280	20.280
0403901000 Buttermilk	566.675	1.100.400	1.233.908	2.862.778
0403909000 Curdled milk and cream, kephir & otherfermented milk and cream	16.640	33.272	24.360	50.317
0404101100 Whey, whether/not concentrated/containadd sugar/sweetening,for human consu	2.069.700	4.803.718	2.771.129	6.601.506
0404101900 Modified whey,whether/not concentr/contadd sugar/sweetening,for human consu	468.925	1.217.195	650.209	2.531.540
0404900000 Oth products consisting of natural milk	125	18.125	3.199	14.999
0405100000 Butter derived from milk	210.932	297.509	673.195	977.503
0405200000 Dairy spreads derived from milk	32.000	49.000	29.120	46.528
0405901000 Anhydrous butterfat derived from milk	405.022	623.422	1.422.588	2.448.741
0405903000 Ghee derived from milk	746	2.226	1.900	3.764
0405909000 Other fats and oils derived from milk	168.000	336.970	529.978	1.323.416
0406101000 Fresh cheese (unripened or uncured),including whey cheese	618.365	1.104.780	2.079.798	4.224.780
0406109000 Fresh curd (unripened or uncured)	31.294	45.694	134.765	200.501
0406201000 Grated/powdered cheese,in packages ofa gross weight exceeding 20 kg	34	5.758	269	38.587
0406209000 Grated/powdered cheese,in packages ofa gross weight <= 20 kg	2.299	2.827	6.108	8.305
0406300000 Processed cheese,not grated or powdered	338.745	752.817	1.660.518	3.870.698
0406400000 Blue veined cheese and oth cheesecont veins prod by penicillium roquefort	0	47	0	145
0406900000 Other cheese	0	58.280	0	302.870
0408110000 Egg yolks, dried	13.201	14.024	80.816	86.224
0408190000 Egg yolks, other than dried	11.994	11.994	26.680	26.680
0408910000 Birds' eggs, not in shell, dried	121.999	158.726	802.282	1.045.782
0408990000 Birds eggs, not in shell, oth than dried	3.506	3.506	7.800	7.800
0409000000 Natural honey	42.567	194.456	123.463	560.216
0410001000 Birds' nests	0	525	0	5.052
0410009000 Other edible products of animal origin,not elsewhere specified or included	310	390	26.106	32.606
0501000000 Human hair, unworked, whether or notwashed or scoured; waste of human hair	8.002	8.002	564.875	564.875
0502100000 Pigs', hogs' and boars' bristles andhair and waste thereof	37.600	72.100	237.722	450.501
0505101000 Duck feathers and down, of a kind usedfor stuffing	374	1.457	6.370	19.380
0505109000 Feathers and down other than duck, ofa kind used for stuffing	6.000	6.000	57.600	57.600
0505901000 Duck feathers and down, used other thanfor stuffing	2.240	14.915	9.632	54.647
0505909000 Other skins and parts of birds; powderand wsate of feather or part of feathers	331.013	456.829	344.065	510.614
0507901000 Horns,antlers,hooves,nails,claws andbeaks, unworked/simply prepared/not cut	272	272	2.115	2.115
0508001000 Coral&similar material,unworked/simplyprepared but not otherwise worked	260	260	5.070	5.070
0508002000 Shells of molluscs, crustaceans/echinoderms,unworked/simply prepared uncut	1.001	13.058	1.230	37.401
0508009000 Cattle-bone,unworked/simply preparednot cut to shape,powder&waste thereof	9.000	21.897	2.970	43.409
0511100000 Bovine semen	45	45	93.121	93.121
0511911000 Dead animals of fish/crustaceans,molluscs/other aquatic invertabrates	0	56.000	0	36.582
0511912000 Roes	0	49	0	113
0511913000 Artemia egg (brine shrimp egg)	10.538	10.538	53.305	53.305
0511919000 Oth.product of fish or crustaceans,moluscs or oth.aqua invertabrates	0	45	0	140
0511999000 Other animal products not elsewherespecified or included	59.000	112.460	101.185	155.308
0601100000 Bulbs, tubers, tuberous roots, corms,crowns & rhizomes, dormant	6.360	6.360	13.813	13.813
0601209000 Bulbs,tubers,tuberous roots, cormscrowns & rhizomes, in growth or in flower	1.429	29.369	3.282	63.854
0602109000 Unrooted cutting and slips of oth plants	118	24.018	1.138	31.138
0602902000 Orchid seedlings	0	5.537	0	10.500
0602909000 Other live plants; mushroom spawn	54.800	74.757	18.197	20.380
0604100000 Mosses and lichens	4.700	11.396	7.990	15.690
0604990000 Foliage, branches & oth parts of plants,other than fresh	0	4.585	0	4.585
0701100000 Potatoes seed, fresh or chilled,	324.001	594.002	200.258	366.563
0701900000 Potatoes, other than seed, fresh or chilled	1.271.139	1.919.981	629.761	925.967
0702000000 Tomatoes, fresh or chilled	1.895	7.455	4.336	17.180
0703101900 Onions,fresh/chilled,oth.than bulbsfor propagation	4.174.996	6.708.210	1.558.714	2.513.063
0703102900 Shallots,fresh/chilled,oth than bulbsfor propagation	9.173.993	11.133.261	3.984.507	4.726.028
0703201000 Garlic bulbs for propagationfresh or chilled	140.000	140.000	15.848	15.848
0703209000 Garlic,fresh/chilled, oth than bulbsfor propagation	29.100.296	74.817.179	10.335.943	26.414.286
0703909000 Leeks & oth.alliaceous, fresh/chilledoth than bulbs for propagation	44.342	75.029	74.329	105.045
0704101000 Cauliflowers, fresh or chilled	10.629	70.119	9.904	54.719

**I.3. IMPOR MENURUT KOMODITI / IMPORT BY HS COMMODITY**  
**\*\*\* FEBRUARI / FEBRUARY 2009 \*\*\***

H S Uraian Komoditi Commodity Description	Berat Bersih / Net Weight (Kg)		Nilai / Value C.I.F (US\$)	
	Bulan ini Current Month	Kumulatif Cum.Jan. to date	Bulan ini Current Month	Kumulatif Cum.Jan. to date
0704102000 Headed broccoli, fresh or chilled	38.436	75.878	30.822	67.041
0704200000 Brussels sprouts, fresh or chilled	127	159	278	353
0704901000 Cabbages, fresh or chilled	6.547	102.279	7.233	40.757
0704909000 Kohlrabi, kale and similar edible brassicas, fresh or chilled	8.310	27.375	10.937	33.842
0705110000 Cabbage lettuce (head lettuce), fresh or chilled	4.886	11.289	10.697	22.925
0705190000 Other lettuce, fresh or chilled	4.914	13.265	4.031	12.394
0705210000 Witloof chicory, fresh or chilled	64	100	145	217
0706101000 Carrots, fresh or chilled	1.147.813	2.569.695	587.950	1.270.214
0706102000 Turnips, fresh or chilled	169	269	175	281
0706900000 Salad beetroot, salsify, celeriac, radish and similar edible roots, fresh/chilled	467	1.465	4.724	5.507
0707000000 Cucumbers and gherkins, fresh/chilled	276	682	647	1.631
0708100000 Peas (pisum sativum), fresh/chilled	6.221	555.234	4.121	171.391
0708900000 Other leguminous vegetables, fresh or chilled	1.666	7.087	1.542	7.357
0709200000 Asparagus, fresh or chilled	10.989	12.132	8.257	10.177
0709400000 Celery other than celeriac, fresh/chilled	6.966	15.500	10.682	19.515
0709510000 Mushrooms of the genus agaricus, fresh or chilled	13.291	38.784	18.578	46.878
0709590000 Other mushrooms, fresh or chilled	35.898	107.873	39.383	122.134
0709601000 Chillies, other than giant chillies, fresh or chilled	0	2.852	0	2.623
0709609000 Other fruits of the genus capsicum or of the genus pimenta, fresh or chilled	71.390	74.255	50.884	57.525
0709700000 Spinach, new zealand spinach & orach spinach, fresh or chilled	778	2.767	675	2.954
0709909000 Other vegetables, fresh or chilled	115.993	321.913	91.649	280.187
0710100000 Potatoes, frozen	393.120	512.987	434.917	557.547
0710210000 Peas (pisum sativum), frozen	50.000	75.709	42.750	65.770
0710220000 Beans (vigna spp, phaseolus spp), frozen	0	492	0	708
0710290000 Other leguminous vegetable, frozen	28.873	71.270	31.073	76.776
0710300000 Spinach, new zealand spinach and orach spinach (garden spinach), frozen	2.659	2.659	7.366	7.366
0710400000 Sweet corn, frozen	84.750	131.883	82.440	118.143
0710800000 Other vegetables, frozen	2.983	27.911	8.236	89.865
0710900000 Mixtures of vegetables, frozen	57.890	110.717	64.070	126.189
0711409000 Cucumber and gherkins, preserved in other preservation	0	145	0	184
0711519000 Mushrooms of the genus agaricus preserved in other preservation	13.928	13.928	9.126	9.126
0711599000 Other mushrooms and truffles preserved in other preservation	9.241	16.901	6.055	9.715
0711901000 Sweet corn, provisionally preserved	16.260	16.260	15.068	15.068
0711902000 Chillies, provisionally preserved	10	10	19	19
0711904000 Onions, preserved by sulphur dioxide gas	0	16	0	21
0711909000 Other vegetables, mixtures of vegetables provisionally preserved	0	17.212	0	14.643
0712200000 Onions, dried, whole, cut, sliced, broken/in powder, but not further prep	56.027	123.469	161.856	377.950
0712310000 Mushrooms (genus agaricus), dried, whole, broken/in powder, but not further prep	94	9.847	1.122	26.783
0712320000 Wood ears (auricularia spp.), dried, whole, broken/in powder, but not further prep	8.750	15.712	8.750	21.358
0712330000 Jelly fungi (tremella spp.), dried, whole, cut, broken/in powder, but not further prep	17.560	34.280	20.030	35.078
0712391000 Truffles, dried, whole, cut, sliced, broken/in powder, but not further prep	0	5.700	0	6.458
0712399000 Other mushrooms, dried, whole, cut, sliced, broken/in powder, but not further prep	31.409	61.054	85.973	134.973
0712901000 Garlic, whole, cut, sliced, broken/in powder, but not further prep	75.283	206.944	155.627	264.731
0712909000 Other vegetables/mixtures of vegetables whole, cut, sliced, but not further prep	54.568	321.023	165.706	881.322
0713101000 Peas, dried, for sowing	13.708	13.708	6.855	6.855
0713109000 Peas, dried, other than for sowing	1.852	1.887	4.720	4.765
0713209000 Chickpeas (garbanzos), dried, other than for sowing	146	146	1.096	1.096
0713319000 Beans (vigna mungo hepper/vigna radiata wilczek), dried, other than for sowing	2.261.803	3.631.893	1.142.642	1.977.157
0713329000 Small red (adzuki) beans (phaseolus/vigna) dried, other than for sowing	11.102	57.102	6.600	20.354
0713331000 Kidney beans, including white pea beans (phaseolus vulgaris), dried, for sowing	26	26	150	150
0713339000 Kidney beans, including white pea beans dried, other than for sowing	764.108	1.754.728	267.360	720.140
0713399000 Other beans, dried, other than for sowing	271.922	462.284	179.118	238.623
0713409000 Lentils, dried, other than for sowing	239	263	1.234	1.281
0713509000 Broad beans & horse beans, dried, other than for sowing	955.396	1.337.251	511.495	747.424
0713909000 Other dried leguminous vegetables, other than for sowing	268.692	561.644	122.352	257.524
0714109000 Manioc (cassava), in other form	285.879	285.956	37.278	37.426
0714200000 Sweet potatoes	260	776	870	2.503
0714909000 Arrowroot, salep, jerusalem artichokes, & similar roots/tubers with high starch	1.761	6.907	1.917	7.820
0801110000 Coconuts, desiccated, fresh or dried	26.016	78.413	33.479	113.867
0801190000 Coconuts, other than desiccated fresh or dried	261.824	659.190	101.940	329.188
0801320000 Cashew nuts, shelled, fresh or dried	15.876	31.752	78.750	148.400
0802110000 Almonds, in shell, fresh or dried	0	180	0	228
0802120000 Almonds, shelled, fresh or dried	48.579	83.496	144.891	277.625
0802220000 Hazelnut/filberts, shelled, fresh/dried	2.136	14.136	8.673	74.073
0802400000 Chestnuts (castanea spp.), fresh/dried, whether or not, shelled or peeled	1.181	1.711	950	1.533
0802500000 Pictachios, fresh or dried	561	12.855	1.430	10.245
0802600000 Macadamia nuts, fresh or dried, whether or not, shelled or peeled	8.212	8.212	55.710	55.710
0802901000 Areca nuts, fresh or dried	2	5	2	10
0802909000 Other nuts, fresh or dried	11.281	11.901	14.590	15.373
0803009000 Other bananas, including plantains, fresh or dried.	1.347	4.046	1.592	43.314
0804100000 Dates, fresh or dried	221.313	837.912	202.133	748.675
0804300000 Pineapples, fresh or dried	0	135	0	118
0804400000 Avocados, fresh or dried	198	6.110	462	3.424

**I.3. IMPOR MENURUT KOMODITI / IMPORT BY HS COMMODITY**  
**\*\*\* FEBRUARI / FEBRUARY 2009 \*\*\***

H S Uraian Komoditi Commodity Description	Berat Bersih / Net Weight (Kg)		Nilai / Value C.I.F (US\$)	
	Bulan ini Current Month	Kumulatif Cum.Jan. to date	Bulan ini Current Month	Kumulatif Cum.Jan. to date
0804501000 Guavas	0	68	0	72
0804502000 Mangoes	302	302	872	872
0805100010 Oranges, fresh	1.119.433	3.214.608	964.054	2.701.816
0805200000 Mandarin (incl. tangerines & satsumas), & similar citrus hybrids, fresh or dried	20.551.927	52.411.471	18.228.079	46.127.293
0805400000 Grapefruit, including pomelos fresh or dried	20.000	49.549	15.061	40.927
0805500000 Lemons and limes, fresh or dried	7.361	42.074	7.401	39.012
0805900000 Other citrus fruit, fresh or dried	1.675	3.738	900	2.550
0806100000 Grapes, fresh	1.028.424	3.272.491	2.008.522	6.410.699
0806200000 Grapes, dried	59.178	114.229	59.541	146.381
0807110000 Watermelons, fresh	1.166	7.369	1.951	7.108
0807190000 Other melons, fresh	11.669	13.536	28.745	32.875
0807209000 Other papaws (papayas), fresh	877	2.213	1.119	2.241
0808100000 Apples, fresh	5.388.798	20.118.934	4.648.191	16.493.378
0808200000 Pears and quinces, fresh	2.506.034	10.230.430	1.959.839	7.810.043
0809100000 Apricots, fresh	10	21	39	68
0809300000 Peaches, including nectarines, fresh	403	2.348	490	2.150
0809400000 Plums and sloes, fresh	1.542	4.843	3.772	6.420
0810100000 Strawberries, fresh	30.670	66.670	46.005	122.805
0810200000 Raspberries, blackberries, mulberries, loganberries, fresh	0	217	0	1.228
0810400000 Cranberries, bilberries & other fruits of the genus vaccinium, fresh	50	164	69	318
0810500000 Kiwi fruit, fresh	92.327	167.441	150.111	283.294
0810600000 Durians, fresh	959.901	1.360.800	1.200.890	1.698.212
0810901000 Longans, fresh	1.285.871	2.685.852	1.402.926	2.922.312
0810905000 Jackfruits (cempedak and nangka), fresh	6	6	3	3
0810906000 Tamarinds, fresh	26.904	39.657	20.259	29.872
0810909000 Other fruit, fresh	310.264	457.546	254.889	376.024
0811100000 Strawberries, uncooked or cooked by steaming or boiling water, frozen	0	73.694	0	91.915
0811200000 Raspberries, blackberries, mulberries, loganberries, currant, gooseberries, frozen	143	3.021	736	19.248
0811900000 Other fruit and nuts, uncooked/cooked by steaming or boiling water, frozen	98	30.738	508	111.696
0812900000 Oth fruit & nut, provisionally preserved	0	100	0	126
0813402000 Tamarinds, dried	7.855	7.894	8.306	8.356
0813409000 Other fruit, dried	6.439	7.520	113.213	138.173
0813502000 Mixture of which dates/nuts other than cashew nuts/brazil nut predomnt by weight	1.010	1.010	5.648	5.648
0814000030 Peel of citrus fruit or melons, watermelons, dried	652	652	3.839	3.839
0901111000 Arabica wib or robusta oib, not roasted not decaffeinated	560.061	866.784	1.388.596	2.295.666
0901119000 Oth coffee, not roasted, not decaffeinated	18.000	18.000	30.600	30.600
0901211000 Coffee, roasted, not decaffeinated, unground	30.431	50.163	299.163	524.416
0901212000 Coffee, roasted, not decaffeinated, ground	35.265	57.079	138.643	198.049
0901221000 Coffee, roasted, decaffeinated, unground	180	153.780	989	479.223
0901902000 Coffee substitutes containing coffee	225	17.692	1.667	83.509
0902101000 Green tea (not fermented), in packing <= 3 kg, leaf	0	650	0	915
0902109000 Green tea (not fermented), in packing <= 3 kg, other than leaf	0	3.643	0	7.070
0902201000 Green tea (not fermented), in packing > 3 kg, leaf	128.560	171.760	156.126	213.406
0902209000 Green tea (not fermented), in packing > 3 kg, other than leaf	27.697	185.946	49.229	294.163
0902301000 Black tea (fermented), in packing <= 3 kleaf	0	650	0	915
0902309000 Black tea (fermented), in packing <= 3 kgother than leaf	3.687	5.987	9.115	40.881
0902401000 Black tea (fermented), in packing > 3 kleaf	0	72.275	0	42.634
0902409000 Black tea (fermented), in packing > 3 kgother than leaf	520.504	654.206	1.056.476	1.437.285
0904111000 White pepper, neither crushed nor ground	0	32.000	0	10.080
0904112000 Black pepper, neither crushed nor ground	0	75	0	167
0904119000 Other pepper, neither crushed nor ground	5.316	11.751	12.728	18.574
0904121000 White pepper, crushed or ground	0	175	0	3.057
0904122000 Black pepper, crushed or ground	54	455	306	4.852
0904129000 Other pepper, crushed or ground	3.390	6.995	1.325	5.369
0904201000 Chillies, dried	1.836.863	2.965.925	1.324.096	2.185.397
0904202000 Chillies, crushed or ground	1.086	151.311	3.104	149.560
0904209000 Oth fruits of the genus capsicum/pimenta, dried or crushed or ground	39	539	222	5.682
0905000090 Other vanilla	1.699	1.699	19.458	19.458
0906190000 Cinnamon-tree flowers neither crushed nor ground	0	13.220	0	304.060
0906200000 Cinnamon and cinnamon-tree flowers, crushed or ground	102	100.407	580	321.207
0908100010 Nutmeg, in shell	0	3.530	0	10.590
0908100020 Nutmeg, shelled	0	28	0	299
0908300000 Cardamoms	1.742	1.742	1.005	1.005
0909101000 Seeds of anise	0	43.760	0	16.207
0909200000 Seeds of coriander	1.132.845	2.013.428	347.487	647.685
0909300000 Seeds of cumin	29.843	59.852	24.824	60.924
0909500000 Seeds of fennel or juniper berries	22.443	42.955	9.473	20.253
0910100000 Ginger	8.780	46.170	4.595	22.256
0910300000 Turmeric (curcuma)	20.105	20.567	7.606	8.625
0910910000 Mixtures of spices	111	137	633	926
0910991000 Thyme; bay leaves	73	429	415	2.618
0910992000 Curry	4.137	4.171	2.388	2.754
0910999000 Other spices	50.658	86.981	25.572	44.936

**I.3. IMPOR MENURUT KOMODITI / IMPORT BY HS COMMODITY**  
**\*\*\* FEBRUARI / FEBRUARY 2009 \*\*\***

H S Uraian Komoditi Commodity Description	Berat Bersih / Net Weight (Kg)		Nilai / Value C.I.F (US\$)	
	Bulan ini Current Month	Kumulatif Cum.Jan. to date	Bulan ini Current Month	Kumulatif Cum.Jan. to date
1001100000 Durum wheat	23.332	99.859	158.631	341.485
1001901100 Meslin, for human consumption	0	531	0	7.956
1001901900 Other wheat, for human consumption	226.115.570	530.682.060	83.848.108	203.133.761
1001909100 Meslin, not for human consumption	0	21.458	0	54.000
1004000000 Oats	17.923	86.443	4.552	35.722
1005100000 Maize (corn), seeds	0	52.119	0	266.348
1005901000 Popcorn	147.871	269.531	108.145	203.307
1005909000 Maize (corn), other than seeds	8.701.030	30.287.257	1.508.495	5.576.857
1006100000 Rice in the husk (paddy or rough)	221.024	221.024	428.693	428.693
1006301500 Thai hom mali rice	0	120.000	0	97.200
1006301900 Fragrant rice, broken > 25%semi-milled or wholly milled rice	46.742	112.415	78.476	190.830
1006303000 Glutinous rice (pulot), semi-milled orwholly milled rice	19.044.096	30.320.183	8.015.097	12.541.150
1006400000 Broken rice	3.474.554	12.056.464	1.084.838	3.628.593
1008200000 Millet	924.519	1.871.480	286.506	574.924
1008300000 Canary seed	288.203	646.808	147.598	338.339
1008900000 Other cereals	24.307	24.307	36.457	36.457
1101001000 Wheat flour	15.600.768	31.568.630	5.832.020	12.384.455
1102100000 Rye flour	1.445	2.017	3.459	4.961
1102200000 Maize (corn) flour	40.020	80.261	12.114	27.157
1102900090 Other cereal flours	455.000	1.137.550	175.964	476.585
1103112000 Groats and meals of durum or hard wheatsemolina	39	413	220	938
1103119000 Other groats and meals of wheat	1.025	1.025	1.337	1.337
1103130000 Groats and meals of maize (corn)	0	509	0	975
1103200000 Cereal pellets	0	1.002	0	4.155
1104120000 Rolled/flaked grains of oats	485.517	663.514	295.697	400.303
1104191000 Rolled/flaked grains of maize (corn)	103	103	364	364
1104230000 Other worked grains of maize (corn)	18.360	18.360	10.080	10.080
1104299000 Other worked grains of other cereals	1.529.010	3.546.350	397.922	1.021.160
1105100000 Flour, meal and powder of potatoes	17.080	196.878	11.635	267.703
1105200000 Flakes, granules and pellets of potatoes	293.600	721.202	405.021	991.798
1106100000 Flour, meal and powder of the driedleguminous vegetables of heading 07.13	0	562	0	1.346
1106202100 Meal of sago	0	75	0	2.240
1106300000 Flour,meal and powder of the driedleguminous vegetables of prod.chapter 8	40.365	44.715	41.396	163.801
1107100000 Malt, not roasted	2.700.434	5.111.624	1.598.027	2.990.711
1107200000 Malt, roasted	15.000	15.000	5.267	5.267
1108110000 Wheat starch	102.000	144.500	42.013	54.707
1108120000 Maize (corn) starch	4.875.747	8.778.021	1.630.028	2.922.408
1108130000 Potato starch	424.003	1.483.852	328.560	1.053.918
1108140000 Manioc (cassava) starch	4.302.618	5.249.525	1.376.995	1.761.135
1108191000 Sago starch	300	300	2.204	2.204
1108199000 Other starches	161	189	973	1.356
1108200000 Inulin	107.801	225.005	328.844	655.598
1109000000 Wheat gluten, whether or not dried	17.500	17.500	5.250	5.250
1201009000 Other soya beans, whether or not broken	162.603.607	192.394.594	75.184.330	89.102.143
1202101000 Ground nuts, not roasted or otherwisecooked, in shell, suitable for sowing	78.210	98.010	89.605	112.290
1202109000 Oth ground nuts, not roasted/otherwisecooked, in shell	6.688.455	10.368.617	5.253.939	8.177.270
1202200000 Ground nuts, shelled	12.945.354	21.399.516	12.965.052	21.864.235
1204000000 Linseed, whether or not broken.	52.211	52.211	44.995	44.995
1206000000 Sunflower seeds, whether or not broken	111.639	428.342	42.507	156.099
1207200000 Cotton seeds, whether or not broken	0	2.504	0	24.516
1207400000 Sesamum seeds, whether or not broken	608.376	978.764	294.423	474.853
1207910000 Poppy seeds, whether or not broken	0	5	0	51
1207992000 Palm nuts and kernelswhether or not broken	0	1.785	0	386.925
1207993000 Safflower seedswhether or not broken	0	1.038	0	889
1207999000 Other oil seeds & oleaginous fruits,whether or not broken	3.993	27.845	843.498	1.943.194
1208100000 Flours and meals of soya beans	87.162	179.582	134.710	260.899
1208900000 Flours&meal of oth oil seed/oleaginousfruits, other than those of mustard	34	34	1.048	1.048
1209100000 Sugar beet seed, of a kind used forsowing	1.000	1.000	50.250	50.250
1209210000 Lucerne (alfalfa) seed, of a kind usedfor sowing	0	806	0	4.185
1209290000 Other seeds of forage plants, of a kindused for sowing	33.948	34.627	14.477	17.200
1209910000 Vegetable seeds,of a kind used forsowing	8.969	10.166	219.394	306.135
1209999000 Other seeds of a kind used for sowing	0	473	0	54.058
1210200000 Hop cones, ground, powdered or in theform of pellets; lupulin	0	3.000	0	22.778
1211201000 Ginseng roots, cut, crushed/powderedform	1.350	4.170	30.214	175.931
1211901300 Rauwolfia serpentina rootsused for pharmacy	0	37.856	0	17.084
1211901400 Other plants, in cut, crushed orpowdered form, used for pharmacy	40.000	180.000	38.000	236.000
1211901900 Other plants, in other forms used forpharmacy	38.101	135.608	11.482	45.795
1211909100 Pyrethrum, in cut, crushed or powderedform	12.000	12.000	42.720	42.720
1211909900 Oth plants, in cut, crushed/powderedform, used for other purposes	17.633	55.070	20.762	150.001
1212201900 Seaweeds & oth algae,fresh,chilled/dried,used in dyeing,tanning,perfumery	1.500	2.354	22.590	23.340
1212202000 Seaweeds & oth algae,fresh,chilled/dried, for oth,not for human consumption	4.020	4.020	6.700	6.700
1212209000 Oth seaweeds & oth algae, fresh, chilled, dried,primarily for human consumption	17.803	34.153	49.319	105.105
1212999000 Other vegetable product, of a kind usedprimarily for human consumption	1.109	3.455	6.422	12.813

**I.3. IMPOR MENURUT KOMODITI / IMPORT BY HS COMMODITY**  
**\*\*\* FEBRUARI / FEBRUARY 2009 \*\*\***

H S Uraian Komoditi Commodity Description	Berat Bersih / Net Weight (Kg)		Nilai / Value C.I.F (US\$)	
	Bulan ini Current Month	Kumulatif Cum.Jan. to date	Bulan ini Current Month	Kumulatif Cum.Jan. to date
1214900000 Other forage products, whether/not in the form of pellets.	8.100	8.100	2.695	2.695
1301200000 Gum arabic	4.000	10.186	28.819	65.008
1301902000 Gum damar	41.500	123.000	35.275	113.147
1301909000 Other gum and resin	22.194	66.000	49.369	221.559
1302111000 Pulvis opii, whether or not modified	1	1	509	509
1302119000 Other opium, whether or not modified	1.156	1.256	146.187	150.836
1302120000 Saps and extracts of liquorice, whether or not modified	34.943	149.057	231.449	1.105.156
1302130000 Saps and extracts of hops, whether or not modified	2.229	4.168	71.813	121.280
1302192000 Extracts and tinctures of cannabis	220	220	8.759	8.759
1302193000 Other medicinal extracts derived from vegetable products	23.056	30.592	100.593	283.053
1302195000 Japan (or chinese) lacquer (natural lacquer)	510	510	9.000	9.000
1302199000 Other saps and extracts of vegetable	36.404	44.803	617.079	813.036
1302200000 Pectic substances, pectinates & pectates	583	10.659	6.028	119.267
1302310000 Agar-agar	3.020	52.495	14.224	69.106
1302320000 Mucilages & thickeners, whether or not modified, derived from locust beans/guar	118.129	225.882	185.864	573.957
1302391000 Carageenan	89.107	96.827	603.172	669.649
1302399000 Mucilages & thickeners, whether or not modified, derived from vegetable products	33.485	71.506	252.470	467.605
1401100000 Bamboos used primarily for plaiting	3.166	6.006	12.713	25.919
1404909000 Other vegetable products not elsewhere specified or included	27.077	58.742	29.566	80.816
1502001900 Unedible tallow of bovine animal, sheep or goats, other	0	35.000	0	27.880
1502009900 Unedible fats other than tallow of bovine animals, sheep or goats, other	22.392	22.392	31.170	31.170
1503009000 Lard oil, oleo-oil & tallow oil, not emulsified or mixed or otherwise prepared	29	29	528	528
1504101000 Fish-liver oils and their fractions, fit for human consumption	291	4.091	2.152	15.682
1504109000 Fish-liver oils and their fractions, unfit for human consumption	9.242	9.242	8.567	8.567
1504201000 Fats & oil of fish, not liver oil solid fraction, not chemically modified	11.928	59.818	282.652	543.312
1504209000 Fats & oil of fish, not liver oil other fraction, not chemically modified	24.255	24.295	417.420	420.220
1505001000 Lanolin	941	6.341	10.940	46.514
1505009000 Other wool grease and fatty substances derived therefrom	28.050	28.050	100.152	100.152
1506000000 Other animal fats and oils, and their fractions, not chemically modified	0	5.866	0	11.378
1507100000 Crude oil of soya bean, whether or not degummed	0	20.160	0	32.760
1507901000 Refined oil of soya bean	856.220	1.254.770	899.745	1.295.187
1507902000 Fraction of unrefined soya-bean oil	78.413	335.372	92.359	381.802
1507909000 Other soya bean oil and its fractions	379.698	379.718	484.327	484.351
1509101000 Virgin olive oil, in packing of net weight <=30 kg	10	17.171	70	65.518
1509109000 Virgin olive oil, in packing of net weight >30 kg	788	788	4.666	4.666
1509909900 Other olive oil, whether/not refined, in packing of net weight >30 kg	17.811	39.492	77.195	180.784
1510009900 Other oils, obtained solely from olives, not chemically modified	7.629	7.629	23.916	23.916
1511901000 Fractions of unrefined palm oil, not chemically modified	0	17.000	0	13.090
1511909010 Palm oil, refined, bleached & deodorised (rbd)	4.856	4.856	6.726	6.726
1511909020 Olein, refined, bleached & deodorised (rbd)	0	62.690	0	36.360
1511909090 Other palm oil and its fractions, not chemically modified	0	4.358	0	1.796
1512192000 Fraction of unrefined sunflower-seed or safflower oil	208.806	230.426	305.233	339.285
1512199000 Other fractions of sunflower-seed/safflower, but not chemically modified	26.334	28.158	48.173	53.032
1513110000 Crude oil of coconut (copra)	0	53.229	0	29.392
1513199000 Coconut oil, refined, bleached & deodorised (rbd)	21.975	34.178	8.213	15.744
1513291100 Solid fract, not chemically modified, of unrefined palm kernel stearin/babassu oil	116.565	176.565	163.800	253.600
1513292100 Solid fract, not chemically modified, of refined palm kernel stearin/babassu oil	25.826	25.826	40.560	40.560
1513299900 Other fractions of palm kernel oil or babassu oil, not chemically modified	768	768	749	749
1514110000 Crude oil of low erucic acid rape or colza	29.901	54.752	20.123	34.923
1514199000 Other fraction of low acid rape/colza oil not chemically modified	0	7.949	0	18.637
1514911000 Crude oil of other rape/colza oil and its fractions	199	199	2.022	2.022
1514999100 Other fractions of rape or colza oil	0	64.460	0	96.690
1514999900 Other fractions of mustard oil	490	669	1.250	1.667
1515110000 Crude oil of linseed	92	92	1.216	1.216
1515190000 Other linseed oil and its fractions	90.740	151.300	195.998	327.416
1515291900 Other fractions, not chemically modified of unrefined maize (corn) oil	0	47.563	0	53.265
1515299900 Other fractions, not chemically modified of refined maize (corn) oil	8.742	35.462	52.563	119.668
1515301000 Crude oil of castor	16.000	16.019	27.840	28.313
1515309000 Other castor oil and its fractions	39.043	54.643	47.738	69.890
1515509000 Fraction of refined sesame oil	125.435	170.819	118.911	208.194
1515901900 Fraction of refined tengkawang oil	531	531	535	535
1515909900 Other fixed vegetable fats and oils and their fractions	62.683	81.174	290.229	319.854
1516201100 Re-esterified fats & oils of soya bean and its fraction	35.360	76.406	51.035	119.881
1516201200 Re-esterified of crude palm oil and its fraction	77.279	77.279	109.500	109.500
1516201300 Re-esterified fats & of palm oil, other crude and its fraction	216.511	216.511	345.825	345.825
1516201900 Other vegetable fat, re-esterified fats & oils and its fraction	364.846	457.829	655.743	833.589
1516202100 Hydrogenated fats in flakes of ground-nut, soya beans, palm oil or coconuts	0	10.000	0	11.859
1516202300 Hydrogenated fats in flakes of olives	1.599	1.599	720	720
1516202900 Other hydrogenated vegetable fats in flakes	346.241	972.841	557.911	1.791.202
1516204000 Hydrogenated and refined, bleached and deodorised palm kernel stearin or olein	454.076	919.266	623.989	1.269.673
1516207000 Refined, rbd palm stearin with iodine value not exceeding 48	16.500	16.500	10.725	10.725
1516209100 Other fat & oils of ground-nuts, palm oil or coconuts	160.750	319.850	180.844	359.832
1516209900 Other vegetable fats and oils and their fractions	296.337	608.193	273.000	570.045

**I.3. IMPOR MENURUT KOMODITI / IMPORT BY HS COMMODITY**  
**\*\*\* FEBRUARI / FEBRUARY 2009 \*\*\***

H S Uraian Komoditi Commodity Description	Berat Bersih / Net Weight (Kg)		Nilai / Value C.I.F (US\$)	
	Bulan ini Current Month	Kumulatif Cum.Jan. to date	Bulan ini Current Month	Kumulatif Cum.Jan. to date
1517100000 Margarine, excl. liquid margarine	49.103	92.073	47.473	83.959
1517902000 Liquid margarine	8.400	8.400	30.109	30.109
1517903000 Mould release preparations	0	312	0	1.342
1517904300 Shortening	11.576	11.576	21.191	21.191
1517905000 Solid mixtures or prep of vegetablefats or oils or of their fractions	106.836	141.162	111.667	161.523
1517906200 Liquid mixtures or prep of fats/oil,which palm oil predominates	0	44.126	0	98.820
1517906900 Liquid mixtures or prep of fats/oil,which oth vegetable oil predominates	40.537	49.308	82.236	106.701
1517909000 Oth edible mixtures or prep ofanimal or vegetable fats or oils	24.593	36.873	470.809	850.242
1518001400 Ground-nut,soya-bean, palm/coconut oilpolymerised,or oth chemically modified	156.268	420.819	198.343	572.193
1518001500 Linseed oil&its fract,boiled,oxidised,dehydrated,sulphurised,blown,polymerised	760	760	2.274	2.274
1518001900 Oth animal/vegetable fat & oils, boiled,dehydrate,sulphurise,blown,polymerised	19.956	40.302	48.292	76.467
1518002000 Inedible mixtures/preparation of animalfats or oils or of different fats/oils	16.387	16.387	21.621	21.621
1518003100 Inedible mixtures/preparations ofpalm oil (including palm kernels)	1.151	1.151	4.625	4.625
1518003200 Inedible mixtures/preparations ofground-nuts, soya-beans or coconuts	203.200	320.000	278.480	455.094
1518003900 Inedible mixtures or preparate of othervegetable fats or oils	0	59.009	0	71.548
1518006000 Inedible mixture & preparate of animalor vegetable fats or oils	62.828	148.696	323.428	816.846
1520001000 Glycerol, crude	0	60.220	0	8.792
1520009000 Glycerol waters and glycerol lyes	47	346	576	4.394
1521100000 Vegetable waxes(oth.than triglycerides)whether or not refined or colored	1.720	2.760	16.131	20.344
1521901000 Bee wax and other insect waxes, whetheror not refined or colored	25	25	901	901
1601000011 Sausage containing pork	49	49	378	378
1602101000 Prepared or preserved meat offal/bloodcontaining pork, in airtight containers	0	6.718	0	6.760
1602390000 Oth prepared/preserved meat offal/bloodof oth fowls of poultry of heading 01.05	0	21	0	309
1602421000 Shoulders and cuts thereof of swinein airtight containers	0	508	0	540
1602491100 Luncheon meat of swine,in airtight containers	14.737	19.284	14.830	19.560
1602499100 Oth prepared/preserved meat offal/bloodof swine in airtight containers	0	12.393	0	13.145
1602500000 Other prepared or preserved meat offalor blood of bovine animals	33.792	116.883	115.590	406.691
1603001000 Extracts & juices of chicken, with herbs	0	375	0	6.554
1603003000 Extracts/juices of oth meat,fish/crustamolluscs/aquatic invertebr, with herbs	0	39.600	0	34.200
1603009000 Extracts/juices of oth meat,fish/crustamolluscs/aquatic invertebr,without herbs	117	31.899	3.904	50.679
1604119000 Salmon, prepared or preserved in otherthan airtight containers	7	7	52	52
1604131100 Sardines, prepared/preserved in airtightcontainer	7.138	33.194	12.658	53.959
1604131900 Sardines, prepared or preserved in otherthan airtight containers	22	114	157	332
1604141000 Tunas, skipjack & bonito (sarda spp),prepared/preserved in airtight container	19.622	19.622	71.589	71.589
1604149000 Tunas, skipjack, bonito(sarda spp),prep/preserved not in airtight containers	4.884	4.884	4.220	4.220
1604151000 Mackerel, prepared or preserved, inairtight containers	60.032	90.855	160.178	227.276
1604169000 Anchovies, prepared or preserved, inother than airtight containers	0	22.608	0	56.088
1604193000 Otherfish, whole or in pieces, but notminced, in airtight containers	0	226	0	430
1604209900 Oth prepared/preserved fish, in otherthan airtight containers	38.639	50.649	72.064	114.540
1605101000 Crabs in airtight containersprepared or preserved	1.131	9.009	3.915	31.350
1605109000 Crabs in other than airtight containersprepared or preserved	5.155	8.990	19.056	39.575
1605201100 Shrimps paste in airtight containersprepared or preserved	8.521	8.521	60.746	60.746
1605201900 Shrimps paste in other than airtightcontainers prepared or preserved	2	2	2	2
1605209100 Other aquatic invertebrata in airtightcontainers,prepared or preserved	0	294	0	562
1605209900 Oth aquatic invertebrata in oth cntners, prepared or preserved	2.703	5.624	7.854	17.039
1605401000 Other crustaceans in airtight containers, prepared or preserved	5.145	5.145	4.432	4.432
1605901000 Abalone, prepared or preserved	0	14.932	0	45.355
1605909000 Oth crustaceans, molluscs & oth.aquaticinvertebrates, prepared or preserved	25.928	29.331	35.205	46.903
1701110010 Cane sugar,icumsa minimal 1200	38.750.000	112.304.909	12.852.154	35.831.877
1701991100 Refined sugar, white	5.310.000	6.159.350	2.262.100	2.657.414
1702110000 Lactose and lactose syrup, containingby weight 99% or more lactose	566.855	1.178.608	396.925	944.511
1702190000 Lactose and lactose syrup, containingby weight less than 99% lactose	28.708	153.222	74.953	381.126
1702200000 Maple sugar and maple syrup	3.527	3.527	3.626	3.626
1702301000 Glucose, containing fructose < 20%	667.436	1.603.197	450.127	1.142.088
1702302000 Glucose syrup, containing fructose < 20%	1.657.000	3.089.700	784.776	1.536.803
1702400000 Glucose and glucose syrup, containing20% <= fructose < 50%	237.600	237.600	206.712	206.712
1702500000 Chemically pure fructose	5	16.007	102	29.007
1702601000 Fructose, containing fructose > 50%	0	3.000	0	10.500
1702602000 Fructose syrup,containing fructose >50%	103	1.143	2.940	17.381
1702901000 Maltose	182.557	453.407	159.641	358.893
1702902000 Artificial honey, whether or not mixedwith natural honey	25.560	28.647	26.276	34.183
1702904000 Caramel	111.655	388.513	123.452	387.402
1702909000 Other sugar, incl. invert sugar & sugarsyrup blends cont. 50% of fructose	302.076	511.613	384.248	892.789
1703101000 Cane molases containing added flavouringor coloring matter	12.000.000	12.000.000	3.900.000	3.900.000
1703109000 Cane molases not containing addedflavouring or coloring matter	0	10.016.292	0	1.356.585
1703909000 Oth molasses result from extract/refinesugar,not cont add flavour/color matter	10.750.000	16.000.025	2.972.856	4.446.874
1704100000 Chewing gum,whether or not sugar-coated	14.808	61.095	55.381	177.563
1704901000 Medicated sweets	0	7.690	0	65.801
1704902000 White chocolate	1.591	2.412	8.396	12.864
1704909000 Oth sugar confectionery, not cont.cocoa	113.319	575.504	357.250	1.223.850
1801000000 Cocoa beans, whole or broken,raw/roasted	2.907.294	4.662.694	7.395.912	11.594.283
1803100000 Cocoa paste, not defatted	14.817	30.689	44.492	93.035
1803200000 Cocoa paste, wholly or partly defatted	85.000	153.000	93.500	158.100

**I.3. IMPOR MENURUT KOMODITI / IMPORT BY HS COMMODITY**  
**\*\*\* FEBRUARI / FEBRUARY 2009 \*\*\***

H S Uraian Komoditi Commodity Description	Berat Bersih / Net Weight (Kg)		Nilai / Value C.I.F (US\$)	
	Bulan ini Current Month	Kumulatif Cum. Jan. to date	Bulan ini Current Month	Kumulatif Cum. Jan. to date
1804000000 Cocoa butter, fat and oil	551	1.090	956	5.643
1805000000 Cocoa powder, not containing added sugar or other sweetening matter	688.299	1.219.512	1.085.639	2.028.738
1806100000 Cocoa powder, containing added sugar or other sweetening matter	646.666	2.006.901	1.212.748	3.792.431
1806201000 Chocolate confectionary in blocks, slabs, bars, weighing > 2 kg	44.063	340.269	130.019	1.126.198
1806209000 Oth chocolate & oth food preparations cont. cocoa, weighing > 2 kg	6.245	13.445	112.829	127.157
1806311000 Chocolate confectionary in blocks, slabs, bars, filled, weighing > 2 kg	13.219	17.039	90.894	109.843
1806319000 Oth chocolate & oth food preparations cont. cocoa, filled, weighing > 2 kg	21.912	112.537	127.919	642.311
1806321000 Chocolate confectionary in blocks, slabs, bars, not filled, weighing > 2 kg	779	50.191	5.601	59.184
1806329000 Oth chocolate & oth food preparations cont. cocoa, not filled, weighing > 2 kg	927	7.837	6.652	17.272
1806901000 Chocolate confectionary in tablets or pastilles	16.414	36.337	52.246	214.608
1806909000 Food preparations of flour, meal, starch cont. 40% <= cocoa <50%, for retail	17.451	69.996	105.882	379.393
1901101000 Preparations of malt extract for infant use, put up for retail sale	7.551	14.269	18.147	37.518
1901102000 Prep for infant use, of goods of heading 0401 to 0404 of malt for infant use	15.833	87.084	122.036	447.304
1901103000 Preparations of soya bean powder for infant use, put up for retail sale	440.923	696.606	1.429.571	2.468.600
1901109000 Food preparations of without containing fat for baby	142.502	320.675	358.567	749.256
1901201000 Mixes & doughs of flour, groats, meal, starch/malt extract, not cont. cocoa	17.300	34.973	59.110	108.974
1901202000 Mixes & doughs of flour, groats, meal, starch/malt extract, containing cocoa	11.050	11.050	69.300	69.300
1901203000 Other mixes and doughs for prep. of bakers wares, not containing cocoa	47.673	86.402	144.091	237.648
1901901000 Infant food prep for lactase deficiency, medical not put up for retail sale,	0	1.280	0	4.613
1901902000 Malt extract/infant food, not put up for retail sale	55.507	101.193	206.888	274.883
1901903100 Filled milk, prep. of goods of heading 04.01 to 04.04	53.685	131.425	210.500	454.552
1901903900 Oth medical food prep of goods of heading 0401 to 0404	40.946	102.325	55.927	150.745
1901904100 Other soya based preparation, in powder form	24.000	24.000	44.312	44.312
1901904900 Other soya based preparations, in other form	5.510	9.247	22.304	30.659
1901909090 Oth preparation of medical food cont. cocoa	239.074	408.296	777.189	1.351.268
1902110000 Uncooked pasta, not stuffed/otherwise prepared, containing eggs	25.799	92.547	26.112	103.439
1902192000 Rice vermicelli (bee hoon)	22.247	75.572	24.201	74.880
1902199000 Oth uncooked pasta, not containing eggs	154.816	436.935	208.654	497.137
1902209000 Oth stuffed pasta, whether or not cooked	0	295	0	466
1902301000 Instant noodles	13.411	19.839	33.578	42.999
1902309000 Other stuffed pasta	133.131	156.418	277.272	306.910
1902400000 Couscous	60	60	343	343
1903000000 Pearl tapioca, flakes, setting and substitutes of tapioca	2.180	5.631	3.528	9.407
1904100000 Prepared foods obtained by the swelling or roasting of cereals/cereal products	210.976	510.999	600.564	1.311.572
1904200000 Prepared foods of mixtures of roasted or unroasted cereal flakes products	684	8.653	791	7.842
1904300000 Bulgur wheat	0	35	0	1.335
1904901000 Rice preparations, including pre-cooked rice	0	366.965	0	353.141
1904909000 Oth prepared foods obtained of cereals or cereal products	11.088	60.994	29.646	179.928
1905100000 Crispbread	1.998	8.073	6.152	34.100
1905311000 Sweet biscuits not containing cocoa	8.913	19.918	48.936	101.460
1905312000 Sweet biscuits containing cocoa	16.080	35.387	79.182	153.461
1905320000 Waffles and wafers	25.512	78.990	136.179	395.511
1905400000 Rusks, toasted bread & similar toasted products	22.557	33.357	29.611	44.843
1905901000 Unsweetened teething biscuits	0	7.000	0	11.375
1905902000 Other unsweetened biscuits	0	3.936	0	10.106
1905903000 Cakes	31.863	32.781	37.225	38.200
1905908000 Other crisp savoury food products	19.110	28.076	18.497	47.041
1905909000 Other baker wares	133.206	192.360	291.760	416.676
2001100000 Cucumbers and gherkins, prepared or preserved by vinegar or acetic acid	61.321	109.304	250.375	476.977
2001901000 Onions, prepared/preserved by vinegar or acetic acid	3.373	3.373	1.106	1.106
2001909000 Oth vegetables, fruit, nuts, edible plant prep/preserve by vinegar/acetic acid	5.357	7.294	8.059	10.205
2002101000 Tomatoes, whole/in pieces, not prepared or preserved by vinegar/acetic acid	56	56	405	405
2002109000 Oth tomatoes, whole/in pieces, not prep. or preserved by vinegar/acetic acid	70	55.214	398	57.472
2002901000 Tomato paste, not prepared or preserved by vinegar or acetic acid	323.687	1.458.137	326.011	1.506.367
2002909000 Other tomatoes, prepared or preserved otherwise than by vinegar/acetic acid	4.318	26.325	9.099	50.094
2003100000 Mushrooms of the genus agaricus, not prepared/preserved by vinegar/acetic acid	140.723	193.398	141.395	186.455
2003200000 Truffles, not prepared/preserved by vinegar or acetic acid	1.390	1.390	17.158	17.158
2003900000 Oth mushrooms, not prepared/preserved by vinegar or acetic acid	192	1.120	800	2.773
2004100000 Potatoes, frozen, not prepared/preserved by vinegar or acetic acid	919.892	1.631.952	1.006.417	1.791.623
2004909000 Oth vegetables, frozen, prep/preserved by vinegar/acetic acid	0	15.825	0	16.760
2005201000 Potatoes chips & sticks, not frozen, not prepared/preserved by vinegar/acetic acid	250.731	407.356	735.570	959.978
2005400000 Peas (pisum sativum), not frozen, not prepared/preserved by vinegar/acetic acid	37.845	73.499	16.776	27.254
2005510000 Beans, shelled, not frozen, not prepared or preserved by vinegar or acetic acid	8.642	9.744	13.636	16.581
2005590000 Other beans, not frozen, not prepared or preserved by vinegar or acetic acid	3.909	20.840	8.682	16.599
2005600000 Asparagus, not frozen, not prepared or preserved by vinegar or acetic acid	18.060	106.666	15.060	95.434
2005700000 Olives, not frozen, not prepared or preserved by vinegar or acetic acid	1.205	1.551	5.208	6.133
2005800000 Sweet corn (zea mays var. saccharata), not frozen, not prepared by vinegar/acetic acid	5.602	5.602	12.443	12.443
2005990000 Oth smoked garlic, not frozen vegetable & mixtures of not prep. by vinegar/acetic acid	10.178	11.913	10.299	13.918
2006000000 Vegetables, fruit, nuts, fruit-peel & oth parts of plants, preserved by sugar	1.501	20.203	4.711	22.312
2007100000 Jams, fruit jellies, marmalades, fruit or nut, homogenised preparations	46.214	79.511	139.534	208.808
2007910000 Citrus fruit	16.680	16.680	15.179	15.179
2007991000 Fruit grains and pastes other than of mango, pineapples or strawberries	53.489	80.938	80.264	107.455
2007999000 Fruit grains and pastes of mango, pineapples or strawberries	77.346	151.113	118.097	423.943



**I.3. IMPOR MENURUT KOMODITI / IMPORT BY HS COMMODITY**  
**\*\*\* FEBRUARI / FEBRUARY 2009 \*\*\***

H S Uraian Komoditi Commodity Description	Berat Bersih / Net Weight (Kg)		Nilai / Value C.I.F (US\$)	
	Bulan ini Current Month	Kumulatif Cum.Jan. to date	Bulan ini Current Month	Kumulatif Cum.Jan. to date
2008111000 Roasted ground nuts, othwise prepared/preserved	0	8.380	0	12.162
2008112000 Peanut butter, othwise prepared or preserved	12.644	37.464	30.268	91.960
2008119000 Oth ground nuts, othwise prepared or preserved	3.999	17.906	7.210	25.856
2008191000 Cashew, incl. mixtures, othwise prepared or preserved	1.635	1.635	2.324	2.324
2008199000 Other nuts and seeds, othwise prepared or preserved	10.528	15.566	41.686	72.123
2008200000 Pineapples, othwise prepared/preserved	1.477	4.634	4.083	9.563
2008309000 Oth citrus fruit, not added sugar/sweetening in/not in airtight container	152.320	152.320	151.486	151.486
2008601000 Cherries, containing added sugar / othersweet, matter in/not airtight container	1.013	1.745	2.794	4.749
2008609000 Cherries, not containing added sugar/sweetening, in/not airtight containers	105	105	398	398
2008701000 Peaches, containing added sugar or othersweet, matter in/not airtight container	14.841	56.690	9.315	27.887
2008709000 Peaches, not containing added sugar/sweetening, in/not airtight containers	183	14.679	179	20.934
2008809000 Strawberries, not containing added sugar/sweetening, in/not airtight containers	101	204	404	807
2008929000 Mixtures of other edible parts of plant not added sugar, in/not airtight contain.	159.170	354.851	81.755	178.848
2008991000 Lychees, othwise prepared or preserved	82.847	129.941	57.256	135.281
2008992000 Longans, othwise prepared or preserved	123.396	166.695	105.163	140.622
2008999000 Othwise prepared/preserved, not added sugar/sweet, in/not airtight container	592	868	869	12.012
2009110000 Orange juice, frozen	100.734	240.264	239.149	507.276
2009120000 Orange juice, not frozen, of a brix value not exceeding 20	63.074	134.096	47.560	100.073
2009190000 Orange juice, not frozen, of a brix value exceeding 20	170.245	222.620	133.162	181.898
2009210000 Grapefruit juice, of a brix value not exceeding 20	1.063	1.063	1.035	1.035
2009290000 Other grapefruit juice of a brix value exceeding 20	6.906	36.447	3.461	204.311
2009310000 Juice of any other single citrus fruit, of a brix value not exceeding 20	939	8.311	915	7.604
2009390000 Other juice of any other single citrus for a brix value exceeding 20	13.040	19.498	6.586	12.637
2009410000 Pineapple juice, of a brix value not exceeding 20	3.077	3.077	4.285	4.285
2009490000 Other pineapple juice, of a brix value exceeding 20	1.596	6.449	3.390	6.021
2009500000 Tomato juice	1.834	2.356	1.670	2.315
2009610000 Grape juice (including grape must), of a brix value not exceeding 20	19.551	41.912	13.764	40.395
2009690000 Other grape juice (including grape must) of a brix value exceeding 20	0	24.577	0	18.697
2009710000 Apple juice, of a brix value not exceeding 20	81.251	95.867	75.788	87.153
2009790000 Other apple juice of a brix value exceeding 20	52.649	114.896	116.880	262.581
2009801000 Blackcurrant juice	150	374	1.778	6.048
2009809000 Other juice of any other single fruit or vegetables	159.397	217.426	385.553	520.182
2009900000 Mixtures of juices	23.900	119.915	18.096	284.068
2101111000 Instant coffee	129.327	433.418	950.689	3.761.603
2101119000 Oth extracts, essences and concentrates of coffee	9	9	338	338
2101120000 Preparations with a basis of extracts, essences or concentrates of coffee	7.004	103.004	34.765	2.463.565
2101209000 Mate preparations consisting of a mixture of mate, milk powder and sugar	53.230	113.713	322.806	616.659
2101300000 Roasted chicory & oth. roasted coffee substitutes, extract, essence & concent. thereof	0	265	0	1.813
2102101000 Bread yeasts, active	92.210	124.026	355.630	476.223
2102109000 Active yeasts, other than for bread	119.439	227.216	398.632	801.967
2102200000 Inactive yeasts; other single-cell microorganisms, dead	65.262	156.284	339.296	833.676
2102300000 Prepared baking powders	72.240	216.145	159.678	451.480
2103100000 Soya sauce sweet, salt and other	214.084	689.015	194.191	506.677
2103200000 Tomato ketchup and other tomato sauces	32.548	54.361	31.165	49.486
2103300000 Mustard flour & meal & prepared mustard	8.996	25.327	6.256	14.055
2103901000 Chilli sauce	106.985	195.566	148.123	277.491
2103902000 Mixed condiments and mixed seasonings, including belachan	38.694	130.708	119.232	408.577
2103903000 Fish sauce	50.634	83.377	32.413	57.418
2103909000 Other sauces and preparations thereof; mustard flour & meal & prepared mustard	362.131	791.428	845.234	1.901.998
2104101000 Soups and broths & preparation thereof containing meat	2.262	21.843	2.492	31.244
2104109000 Soups and broths & preparation thereof, not containing meat	13.900	105.030	34.086	238.532
2104201000 Homogenised composite food preparations, containing meat	12	12	52	52
2104209000 Homogenised composite food preparations, not containing meat	6.772	10.072	3.554	8.760
2105000000 Ice cream and other edible ice, whether or not containing cocoa	52.664	134.635	203.373	402.867
2106100000 Protein concentrates and textured protein substances	63.069	296.621	139.685	420.260
2106901000 Dried bean curd and bean curd sticks	43	493	271	1.450
2106902000 Flavoured or colored syrups	9.106	29.799	33.375	93.648
2106903000 Non-dairy creamer	1.717.411	6.069.425	2.548.785	9.280.140
2106904000 Autolysed yeast preparations	16.873	38.215	194.551	384.969
2106905100 Non-alcoholic prep used as raw material to make composite concentrates beverage	11.270	49.126	78.169	190.094
2106905200 Non-alcoholic comp concentrates for simple dilution with water to make beverages	247.689	463.854	955.033	2.175.484
2106905300 Ginseng based products, non-alcoholic preparations use for making beverages	41	6.306	1.131	14.731
2106905900 Other non-alcoholic preparations use for making beverages	278.401	413.584	789.510	1.137.815
2106906900 Other alcoholic preparations	22	22	2.818	2.818
2106907000 Preparations vitamins or minerals, medic food and oth. food supplements	298.552	500.188	5.723.201	9.493.654
2106908000 Mixtures of chemicals foodstuffs or sub with nutritive value, used for food proc	193.532	548.146	2.313.321	5.719.226
2106909100 Fortificant premixes	13.828	19.487	253.595	366.509
2106909200 Ginseng based preparations	0	1.294	0	35.764
2106909400 Other preparations for infant use	5.002	5.002	153.923	153.923
2106909900 Other food preparations not elsewhere specified or included	2.156.818	4.290.489	5.189.654	10.633.221
2201100000 Mineral waters and aerated waters	112.215	185.810	90.877	125.701
2202101000 Sparkling mineral waters and aerated waters, flavoured	79.810	83.887	39.981	42.286
2202109000 Other mineral water, containing added sugar/sweetening or flavoured	285.296	961.061	110.510	509.839

**I.3. IMPOR MENURUT KOMODITI / IMPORT BY HS COMMODITY**  
**\*\*\* FEBRUARI / FEBRUARY 2009 \*\*\***

H S Uraian Komoditi Commodity Description	Berat Bersih / Net Weight (Kg)		Nilai / Value C.I.F (US\$)	
	Bulan ini Current Month	Kumulatif Cum.Jan. to date	Bulan ini Current Month	Kumulatif Cum.Jan. to date
2202901000 Flavoured uht milk drink	311.555	330.187	162.759	182.038
2202902000 Soya milk drink	41.696	228.060	20.705	120.001
2202903000 Non-aerated beverage ready for immediate consumption without dilution	958.554	2.332.407	750.426	1.541.660
2202909000 Oth non-alcoholic beverages, excluding fruit or vegetable juices	2.775.316	3.409.840	1.432.467	2.107.867
2203009000 Other beer made from malt, including ale	6.853	7.783	11.392	13.248
2204100000 Sparkling wine	465	465	783	783
2204211100 Wine, in containers <= 2 l, alcoholic strength by volume <= 15%	0	80	0	351
2204211200 Wine, in containers <= 2 l, alcoholic strength by volume > 15%	0	9	0	65
2204212100 Grape must, in container <= 2 l, alcoholic strength by volume <= 15%	915	1.581	3.755	9.105
2207100000 Undenatured ethyl alcohol of alcoholic strength by volume of >= 80%	630	3.211	6.872	14.041
2207201100 Ethyl alcohol of an alcoholic strength by volume of > 99%	1.673	1.674	1.452	1.453
2207209000 Other ethyl alcohol and other spirits	1	41	281	405
2208301000 Whiskies of an alcoholic strength by volume not exceeding 46% vol	1.242	1.242	8.286	8.286
2208601000 Vodka of an alcoholic strength by volume not exceeding 46% vol	602	602	3.806	3.806
2208901000 Medicated samsu of alcoholic strength by volume <= 40%	1	1	633	633
2208909000 Other spirituous beverages	6	6	4	4
2209000000 Vinegar and substitutes for vinegar obtained from acetic acid	42.011	59.014	39.938	69.635
2301100000 Flours, meals & pellets, of meat / meat offal; unfit for human consumption; greaves	1.934.627	5.906.142	871.687	2.960.303
2301200000 Flours, meals & pellets, of fish/crustacean, molluscs/other aquatic invertebrates	2.727.682	5.742.162	2.099.322	4.789.711
2302100000 Bran, sharps and other residues of maize (corn)	882	882	711	711
2302300000 Bran, sharps and other residues of wheat	71.625	206.432	28.444	78.593
2302500000 Bran, sharps and other residues of leguminous plants	37.500	37.500	18.476	18.476
2303109000 Other residues of starch and similar residues	3.328.306	10.033.435	1.633.004	5.542.207
2303300000 Brewing or distilling dregs and waste	9.287.181	15.047.386	1.916.087	3.320.424
2304000000 Oil-cake & other solid residues, in pellet form, from the extract of soyabean oil	124.594.079	231.367.509	46.429.969	82.317.339
2305000000 Oil-cake & other solid residues, in pellet form, from the extract of ground-nut oil	0	254.763	0	60.176
2306300000 Oil-cake and other solid residues of sunflower seeds	0	200.620	0	45.540
2306410000 Oil-cake and other solid residues of low erucic acid rape or colza seeds	8.503.130	16.596.840	1.800.057	3.648.416
2306490000 Other oil-cake and other solid residues of rape or colza seeds	452.020	2.923.000	95.828	615.244
2306500000 Oil-cake and other solid residues of coconut/copra manual/mechanic process	6.000	18.000	174	564
2306600000 Oil-cake and other solid residues of palm nuts or kernels	151.400	446.040	32.097	99.570
2306902000 Oil-cake and other solid residues of maize (corn) germ	0	785.037	0	542.664
2306909000 Other oil-cake and other solid residues	1.605.545	3.861.745	282.492	604.205
2308000000 Vegetable materials and waste, residues of a kind used in animal feeding	1.256	34.534	2.400	14.042
2309101000 Dog or cat food, put up for retail sale, containing meat	358.343	805.541	333.447	677.884
2309109000 Dog or cat food, put up for retail sale, not containing meat	498.940	889.937	534.230	993.609
2309901100 Complete feed for poultry	391.013	706.735	219.635	400.654
2309901200 Complete feed for swine	0	4.607.010	0	1.039.546
2309901300 Complete feed for prawn feed	1.278.423	1.431.828	1.878.889	2.057.053
2309901900 Other complete feed	3.360	43.812	25.227	129.443
2309902000 Premixes, feed supplements and feed additives for animal	1.711.929	2.872.012	4.816.920	8.945.201
2309903000 Other preparations of a kind used in animal feeding, containing meat	14.174.770	32.697.247	5.636.390	14.191.508
2309909000 Other preparations of a kind used in animal feeding, not containing meat	9.800.190	21.871.386	4.803.908	11.424.581
2401101000 Virginia tobacco, not stemmed/stripped, flue-cured	746.974	991.080	3.784.997	5.349.785
2401103000 Other tobacco, not stemmed/stripped, flue-cured	204.071	521.460	1.263.086	3.684.794
2401109000 Other tobacco, not stemmed/stripped, not flue-cured	79.833	117.031	2.574.809	3.662.515
2401201000 Virginia tobacco, partly/wholly stemmed/stripped, flue-cured	1.029.107	2.588.873	7.669.675	16.853.885
2401202000 Virginia tobacco, partly/wholly stemmed/stripped, not flue-cured	19.800	19.800	156.913	156.913
2401203000 Oriental tobacco, partly/wholly stemmed/stripped	14.848	1.122.520	31.181	6.194.977
2401205000 Other tobacco, partly/wholly stemmed/stripped, flue-cured	677.351	695.831	2.971.187	3.057.692
2401209000 Other tobacco, partly/wholly stemmed/stripped, not flue-cured	154.525	207.400	1.161.658	1.308.692
2401309000 Other tobacco refuse	27	55.146	255	168.947
2402100000 Cigars, cheroots and cigarillos, containing tobacco	2.750	2.750	34.109	34.109
2402209010 Cigarettes tobacco	0	21.440	0	164.698
2402209090 Other cigarettes containing tobacco	46.412	64.812	1.156.026	1.236.503
2402901000 Cigars, cheroots and cigarillos of tobacco substitutes	0	154	0	31.030
2402902000 Cigarettes of tobacco substitutes	131	1.028	11.677	81.289
2403102100 Blended tobacco, for cigarette making	512.150	1.876.281	3.659.290	13.606.848
2403102900 Oth manufactures tobacco for cigarette making	0	4.055	0	18.334
2403109000 Other smoking tobacco, whether or not containing tobacco substitutes	7.476	205.862	17.192	808.782
2403910000 Homogenised or reconstituted tobacco	0	12.044	0	126.911
2403991000 Tobacco extracts and essences	275	350	4.969	8.349
2403999000 Oth manufactures tobacco & manufactured tobacco substitutes	11.079	47.906	42.860	68.865
2501004100 Oth salt cont. at least 94.7% sodium chl a dry basis, in package netto < 45 kg	144.000	242.000	43.320	67.009
2501004900 Oth salt cont. at least 94.7% sodium chl a dry basis, in package netto < 45 kg	157.356.138	197.753.164	8.304.139	10.372.107
2501009000 Other salt	202	581	394	788
2503000000 Sulphur of all kinds, oth than sublimed, precipitated and colloidal sulphur	17.792.774	26.268.817	4.163.569	5.677.051
2504100000 Natural graphite, in powder or in flakes	110.227	288.936	69.381	166.735
2504900000 Natural graphite, in other form	73.211	284.120	26.180	126.823
2505100000 Silica sands and quartz sands	5.815.530	11.596.369	310.502	622.209
2505900000 Other natural sands, whether or not colored other than metal-bearing sands	4.319.245	4.433.784	329.848	421.452
2506100000 Quartz	199.500	199.500	68.332	68.332
2506200000 Quartzite	736	38.427	6.534	43.342

**I.3. IMPOR MENURUT KOMODITI / IMPORT BY HS COMMODITY**  
**\*\*\* FEBRUARI / FEBRUARY 2009 \*\*\***

H S Uraian Komoditi Commodity Description	Berat Bersih / Net Weight (Kg)		Nilai / Value C.I.F (US\$)	
	Bulan ini Current Month	Kumulatif Cum.Jan. to date	Bulan ini Current Month	Kumulatif Cum.Jan. to date
2507000000 Kaolin and other kaolinic clays,whetheror not calcined	3.361.251	9.201.508	854.303	2.403.123
2508100000 Bentonite	7.405.085	15.656.512	811.210	1.851.848
2508300000 Fire-clay	96.448	175.636	51.415	88.276
2508400000 Other clays	1.392.053	3.629.776	538.133	1.089.674
2508500000 Andalusite, kyanite and sillimanite	0	240.042	0	97.917
2508600000 Mullite	47.999	844.334	14.376	481.767
2508700000 Chamotte or dinas earths	52.816	564.089	56.751	353.094
2509000000 Chalk	21.546	38.964	15.110	24.010
2510109000 Other natural calcium phosphates,naturalaluminium calcium phosphates, ungro	0	106.734.087	0	20.654.171
2510209000 Other natural calcium phosphates,naturalaluminium calcium phosphates, grounc	0	5.205	0	15.625
2511100000 Natural barium sulphate (barytes)	253.305	1.904.479	40.603	337.191
2511200000 Natural barium carbonate (witherite)	72	125	179	297
2512000000 Siliceous fossil meals and similarsiliceous earths	237.930	614.462	131.616	338.478
2513100000 Pumice stone	547	2.776	6.150	11.994
2513200000 Emery, natural corundum, natural gametand other natural abrasives	2.545.143	3.626.994	865.735	1.255.620
2514000000 Slate, whether or not roughly trimedor merely cut	47.456	47.508	12.004	12.349
2515110000 Marble and travertine, crude or roughlytrimmed	24.000	50.310	4.031	8.905
2515121000 Marble and travertine, merely cut intoblocks	96.360	615.332	30.340	135.082
2515122000 Marble and travertine, merely cut intoslabs	805.612	2.274.312	373.500	879.930
2516110000 Granite, crude or roughly trimmed	18.432	36.864	27.648	55.296
2516121000 Granite, merely cut into blocks	102.852	142.582	31.826	35.979
2516122000 Granite, merely cut into slabs	986.652	2.597.854	337.003	881.436
2516200000 Sandstone	85	23.610	75	7.426
2516900000 Other monumental or building stone	50.280	69.466	7.647	20.721
2517100000 Pebbles, gravel, broken/crushed stonewhether or not heat treated	501.468	989.468	57.041	156.529
2517410000 Granules, chippings and powder of marblawhether or not heat trated	5.007.635	13.523.135	124.527	304.834
2517490000 Granules, chippings & powder of stones owhethet or not heat treated	252.526	475.872	98.403	159.942
2518100000 Dolomite, not calcined or sintered	20.000	20.000	3.660	3.660
2518200000 Dolomite, calcined or sintered	88.151	176.578	24.334	48.848
2518300000 Dolomite, ramming mix	96.000	192.000	22.080	38.400
2519100000 Natural magnesium carbonate (magnesite)	174.000	198.303	40.472	50.700
2519900000 Fused magnesia; dead-burned magnesia	453.403	1.309.108	242.088	628.869
2520100000 Gypsum, anhydrite	40.059.045	128.990.945	1.254.468	4.239.944
2520201000 Plasters, for use in dentistry	21.000	111.800	6.424	27.126
2520209000 Other plasters	10.807.570	13.317.283	591.153	966.858
2521000000 Limestone flux; limestone and othercalcareous stone	4.533.816	4.639.071	437.405	451.744
2522100000 Quicklime	0	4.509.484	0	512.475
2522200000 Slaked lime	682.811	1.591.199	71.473	170.228
2523101000 Cement clinkers, for white cement	0	12.091.001	0	556.250
2523109000 Other cement clinkers	385	385	1.254	1.254
2523210000 Portland cement, white cement, whetheror not artificially colored	2.300	33.660	7.700	27.615
2523291000 Portland cement, colored cement	79.960.200	159.702.200	4.072.850	8.097.481
2523299000 Other portland cements	64.720.358	108.736.967	3.001.470	5.108.638
2523300000 Aluminous cement	151.677	379.691	113.388	236.161
2523900000 Other hydraulic cements	31.584.000	31.584.695	1.544.100	1.556.110
2524900010 Chrysotile	5.709.475	12.950.775	2.565.878	5.948.584
2524900090 Other asbestos, crococolite & chrysolite	194	196	37	53
2525100000 Crude mica and mica rifted into sheetsor splittings	388	26.690	3.735	32.173
2525200000 Mica powder	80.543	201.997	111.397	309.976
2526100000 Natural steatite, not crushed, notpowdered	0	615.388	0	55.000
2526201000 Talc powder, crushed or powdered	7.380.222	13.465.057	699.796	1.515.605
2526209000 Oth natural steative, crushed/powdered	2.778.052	4.897.336	218.033	395.249
2528900000 Natural boric acid containing not morethan 85% of h3bo3 on the dry weight	68.239	312.739	47.568	189.260
2529100000 Felspar	4.189.165	27.244.758	424.177	1.888.538
2529210000 Fluorspar, containing by weight 97% orless of calcium fluoride	102.032	167.812	25.336	46.542
2529300000 Leucite; nepheline & nepheline syenite	185.606	515.578	52.647	168.980
2530100000 Vermiculite, perlite and chlorites,unexpanded	275.974	420.590	91.220	149.749
2530201000 Kieserite	0	2.576.180	0	463.712
2530900000 Other mineral substances not elsewherespecified or included	1.771.667	3.914.534	378.615	1.102.385
2601110000 Iron ores and concentrates, other thanroasted iron pyrites :non agglomerated	14.857	144.359.857	37.017	33.066.657
2601120000 Iron ores and concentrates, other thanroasted iron pyrites :agglomerated	0	289.440	0	93.319
2601200000 Roasted iron pyrites	2.529	219.714	5.385	83.335
2602000000 Manganese ores & concentrates,includingferruginous manganese, m.content >=	3.240	3.240	9.072	9.072
2603000000 Copper ores and concentrates	150	100.184	1.078	16.103
2604000000 Nickel ores and concentrates	1	1	10	10
2605000000 Cobalt ores and concentrates	0	3.000	0	87.600
2606000000 Aluminium ores and concentrates	0	89.995	0	41.400
2607000000 Lead ores and concentrates	149.407	701.757	114.230	445.127
2608000000 Zinc ores and concentrates	23.204	23.204	19.537	19.537
2609000000 Tin ores and concentrates	10	10	84	84
2610000000 Chromium ores and concentrates	0	1	0	1.238
2613900000 Molybdenum ores and concentrates,other than roasted	11	11	332	332
2614009000 Titanium ores and concentrates,other than ilmenite ores & concentrates	153	200.653	2.288	159.601

**I.3. IMPOR MENURUT KOMODITI / IMPORT BY HS COMMODITY**  
**\*\*\* FEBRUARI / FEBRUARY 2009 \*\*\***

H S Uraian Komoditi Commodity Description	Berat Bersih / Net Weight (Kg)		Nilai / Value C.I.F (US\$)	
	Bulan ini Current Month	Kumulatif Cum.Jan. to date	Bulan ini Current Month	Kumulatif Cum.Jan. to date
2615100000 Zirconium ores and concentrates	649.676	1.444.571	721.951	1.764.253
2615900000 Other niobium, tantalum ores and concentrates vanadium or zirconium ores	19.702	137.702	26.096	158.536
2617100000 Antimony ores and concentrates	2.070	4.712	7.602	24.973
2617900000 Other ores and concentrates.	18.356	18.682	9.181	19.041
2618000000 Granulated slag (slag sand) from the manufacture of iron or steel	0	250.500	0	29.363
2619000000 Slag, dross (not granular slag), & other waste from the manufacture of iron or steel	0	856.900	0	83.120
2620190000 Ash & residues containing mainly zinc, other than hard zinc spelter	0	110	0	2.814
2620290000 Ash & residues containing mainly lead, other than leaded gasoline sludges	1	2	181	5.059
2621900000 Seaweed ash (kelp)	4.212	4.212	4.031	4.031
2701110000 Anthracite	25.093.450	25.606.536	8.394.565	8.577.491
2701129000 Bituminous coal: other than coking coal	0	233	0	1.327
2701190000 Other coal	1.575	68.214	4.351	114.866
2702100000 Lignite, whether or not pulverised, but not agglomerated	0	2	0	4
2702200000 Agglomerated lignite	21.733	42.905	43.318	90.099
2703001000 Peat, whether or not compressed into bales, but not agglomerated	23.552	23.552	5.183	5.183
2704001000 Coke & semi-coke of coal	692.125	6.682.115	206.907	2.327.126
2704003000 Retort carbon	17.500	17.500	18.092	18.092
2705000000 Coal gas, water gas, producer gas and similar gases other than petroleum gas	0	102	0	2.279
2706000000 Tar distilled from coal, from lignite or from peat & other mineral tars	94.364	184.364	77.940	112.590
2707100000 Benzol (benzene)	0	3.882	0	19.348
2707300000 Xylol (xylenes)	161	161	1.681	1.681
2707400000 Napthalene	0	7.338	0	26.346
2707500000 Oth. aromatic hydrocarbon mix. of >= 65% by volume, distilled at 250.c, ASTM D 86 m	2.828.474	4.941.526	1.699.809	3.074.880
2707992000 Carbon black feedstock	10	10	508	508
2707999000 Other products of the distilled of high temperature coal tar	1.053.070	1.126.976	670.475	1.000.945
2708100000 Pitch	60.795	297.146	22.563	117.612
2708200000 Pitch coke	0	1.000	0	492
2709001000 Crude petroleum oil	875.853.869	1.932.392.607	312.033.584	677.352.601
2709002000 Condensate	0	27.202	0	32.817
2709009000 Other petroleum oil, crude	27.359	27.359	48.744	48.744
2710111100 Motor spirit, premium leaded	0	1	0	8
2710111200 Motor spirit, premium unleaded	563.948.877	1.176.968.144	282.743.440	537.406.041
2710111400 Motor spirit, regular unleaded	14.145.479	28.601.493	6.663.230	13.424.758
2710111500 Other motor spirit, leaded	0	16.970	0	18.641
2710111600 Other motor spirit, unleaded	20.042.297	134.185.529	9.737.632	66.875.129
2710112000 Aviation spirit	0	6.961	0	32.822
2710113000 Tetrapropylene	53.720	122.184	59.203	148.249
2710114000 White spirit	1.071.939	1.152.632	700.566	824.433
2710115000 Low aromatic solvents containing by weight <= 1 % aromatic content	1.472.543	1.667.535	1.375.347	1.612.183
2710116000 Other solvent spirits	777.054	811.629	709.940	759.055
2710117000 Naphtha, reformed or preparations for preparing spirits	67.703.513	164.278.124	22.736.876	52.529.512
2710119000 Other petroleum oil, light oil & other than crude	1.006.636	2.453.011	1.022.468	2.306.787
2710191300 Aviation turbine fuel (jet fuel) having a flash point of not less than 23-c	11.975	22.013	57.349	89.424
2710191400 Aviation turbine fuel (jet fuel) having a flash point of less than 23-c	16.574.933	51.622.518	10.254.470	27.151.113
2710191600 Kerosene	3.400	3.417	17.250	17.347
2710191900 Other medium oils and preparations	2.566.147	9.557.498	1.900.884	7.710.041
2710192000 Topped crudes	1	56.168	1.643	140.121
2710193000 Carbon black feedstock oil	96	9.828	1.383	40.319
2710194100 Lubricating oil base stock	5.836.415	9.024.725	4.498.594	7.328.202
2710194200 Lubricating oils for aircraft engines	0	324	0	2.560
2710194300 Other lubricating oils	8.182.575	17.579.119	16.091.924	36.825.626
2710194400 Lubricating greases	488.491	878.732	1.410.549	3.213.233
2710195000 Hydraulic brake fluid	3.721	14.934	6.023	37.703
2710196000 Transformer and circuit breakers oils	443.121	815.811	557.769	1.004.354
2710197100 High speed diesel fuel	454.100.246	1.156.889.009	182.757.623	531.760.336
2710197200 Other diesel fuel	9.908.878	18.321.298	4.017.696	7.930.815
2710197900 Other fuel oils	69.085.607	204.579.424	19.997.822	71.056.504
2710199000 Other petroleum oils & oils obtained from bituminous minerals (other than crude)	712.508	1.277.034	1.084.188	2.113.909
2710990000 Other waste oils	28.000	29.883	35.280	50.856
2711120000 Liquid propane	45.228.040	163.074.045	23.646.833	77.151.470
2711130000 Liquid butanes	43.256.472	119.624.749	22.614.483	54.270.577
2711190000 Other liquid petroleum gas	47.923.282	52.434.772	24.446.491	26.643.141
2711210000 Natural gas in gaseous state	0	34	0	7.383
2711290000 Other petroleum gas in gaseous state	7.034	7.237	11.604	13.138
2712100000 Petroleum jelly	56.273	183.963	113.809	352.437
2712200000 Paraffin wax containing by weight less than 0.75% of oil	141.006	250.440	141.446	245.076
2712901000 Other paraffin wax	749.827	1.379.759	753.443	1.367.784
2712909000 Microcrystalline petroleum wax, slack wax, ozokerite, lignite wax, peat wax	89.748	244.195	243.982	450.995
2713110000 Petroleum coke, not calcined	2.477.984	2.477.984	232.931	232.931
2713120000 Petroleum coke, calcined	75.396	13.127.563	87.980	8.151.228
2713200000 Petroleum bitumen	28.534.644	73.255.545	11.010.662	26.562.890
2713900000 Other residues of petroleum oils or of oils obtained from bituminous minerals	906.018	909.918	491.355	500.607
2714100000 Bitumen and asphalt, natural bituminous oil shale and tar sands	0	339	0	1.820

**I.3. IMPOR MENURUT KOMODITI / IMPORT BY HS COMMODITY**  
**\*\*\* FEBRUARI / FEBRUARY 2009 \*\*\***

H S Uraian Komoditi Commodity Description	Berat Bersih / Net Weight (Kg)		Nilai / Value C.I.F (US\$)	
	Bulan ini Current Month	Kumulatif Cum.Jan. to date	Bulan ini Current Month	Kumulatif Cum.Jan. to date
2714900000 Bitumen and asphalt, natural asphalt sand asphaltic rocks	6.972.003	13.217.708	4.243.796	7.277.715
2715000000 Bituminous mix. based on natur. asphalt on natur. bitumen, on petroleum bitumer	40.736	45.656	106.131	119.215
2801100000 Chlorine	96.964	258.382	56.932	163.926
2801200000 Iodine	70	570	2.254	17.754
2801300000 Fluorine; bromine	0	4.498	0	8.187
2802000000 Sulphur, sublimed or precipitated, colloidal sulphur	839.151	843.299	97.967	117.074
2803001000 Rubber grade carbon black	4.478.346	5.923.226	4.038.520	5.795.968
2803002000 Acetylene black	220.874	469.615	522.142	1.208.027
2803003000 Other carbon blacks	819.951	1.482.936	754.218	1.841.093
2803009000 Other carbon	192.466	416.077	425.277	842.558
2804100000 Hydrogen	47.511	132.861	20.269	47.426
2804210000 Argon	174.964	514.425	126.288	326.856
2804290000 Other rare gases	340.403	478.980	658.908	810.050
2804300000 Nitrogen	866.378	1.842.465	163.561	392.288
2804400000 Oxygen	2.239.413	4.516.563	465.232	930.989
2804500000 Boron; tellurium	18	18	164	164
2804610000 Silicon, containing by weight >= 99.99%	181	6.732	667	12.972
2804690000 Silicon, containing by weight < 99.99%	176.629	333.477	343.374	623.433
2804700000 Phosphorus	133	3.809	9.377	20.877
2804800000 Arsenic	0	23.000	0	21.613
2804900000 Selenium	289	1.066	14.989	70.518
2805110000 Sodium	10.947	18.866	25.378	48.599
2805120000 Calcium	69.176	145.805	530.669	869.724
2805190000 Other alkali or alkaline-earth metals	103.515	248.294	430.290	490.573
2805300000 Rare-earth metals, scandium & yttrium whether or not intermixed or interalloy	13	13	17	17
2805400000 Mercury	1.215	2.146	24.466	53.626
2806100000 Hydrogen chloride (hydrochloric acid)	5.642	47.642	5.425	15.925
2806200000 Chlorosulphuric acid	1	1	159	159
2807000000 Sulphuric acid; oleum.	619.835	619.995	596.554	596.737
2808000000 Nitric acid; sulphonitric acids	739.713	1.166.190	287.161	530.168
2809100000 Diphosphorus pentoxide	16	512	331	2.221
2809203000 Phosphoric acids, hypophosphoric acids and hypophosphoric acids	600.480	676.080	434.954	491.024
2809209000 Other phosphoric acids, hypophosphoric acids and hypophosphoric acids	129.890	896.749	120.281	1.216.760
2810000000 Oxide of boron; boric acids	223.051	282.081	142.651	196.672
2811110000 Hydrogen fluoride (hydrofluoric acid)	1.031	43.231	13.970	89.381
2811191000 Arsenic acid	180	499	4.553	5.813
2811199000 Other inorganic acids	26.844	28.277	40.196	54.167
2811210000 Carbon dioxide	250.905	463.649	108.472	413.741
2811221000 Silica powder	744.684	1.394.207	597.381	1.477.131
2811229000 Silicon dioxide, other form	494.013	1.054.023	688.405	1.297.553
2811299000 Other inorganic oxygen compounds of non metals	105.769	205.082	164.080	322.512
2812100000 Chlorides and chloride oxides	14	14	333	333
2812900000 Other halides and halide oxides of nonmetals	198	7.223	2.312	12.212
2813100000 Carbon disulphide	120.000	443.780	92.400	412.388
2813900000 Other sulphides of non-metal	8	22	97	708
2814100000 Anhydrous ammonia	13.676.041	34.049.401	2.325.702	6.306.271
2814200000 Ammonia in aqueous solution	569	731	5.459	5.660
2815110000 Sodium hydroxide (caustic soda), solid	31.568	78.159	20.789	33.199
2815120000 Sodium hydroxide (caustic soda), in aqueous solution (lye or liquid soda)	37.657	155.680	37.482	100.253
2815200000 Potassium hydroxide (caustic potash)	621.355	1.058.723	911.318	1.597.332
2815300000 Peroxides of sodium or potassium	0	4.310	0	8.905
2816100000 Hydroxide and peroxide of magnesium	916.187	929.713	511.055	567.285
2816400000 Oxides, hydroxides & peroxides, of strontium or barium	29	29	435	435
2817001000 Zinc oxide	298.872	716.809	433.046	1.074.145
2817002000 Zinc peroxide	20.978	33.623	30.638	47.265
2818100000 Artificial corundum, whether or not chemically defined	20.141	74.096	23.814	132.860
2818200000 Aluminium oxide, other than artificial corundum	507.991	23.860.204	446.472	7.510.256
2818300000 Aluminium hydroxide	762.064	1.171.427	412.129	724.581
2819100000 Chromium trioxide	500	18.500	1.688	78.188
2819900000 Other chromium oxides and hydroxides	3.212	19.055	31.249	82.340
2820100000 Manganese dioxide	1.314.080	3.119.033	2.717.194	5.934.271
2820900000 Other manganese dioxide	90.570	133.276	103.614	209.545
2821100000 Iron oxides and hydroxides	290.292	3.943.284	341.296	1.077.555
2822000000 Cobalt oxides and hydroxides, commercial	7.112	29.326	193.123	490.524
2823000000 Titanium oxides	501.688	892.452	1.156.117	2.030.942
2824100000 Lead monoxide (litharge, massicot)	39.385	123.676	89.810	210.949
2824900000 Other lead monoxide	16.366	16.366	27.584	27.584
2825100000 Hydrazine, hydroxylamine, inorganic salt	80.026	114.642	251.185	373.973
2825200000 Lithium oxide and hydroxide	1.023	2.223	4.468	16.551
2825400000 Nickel oxides and hydroxides	2.025	13.649	24.164	148.477
2825500000 Copper oxides and hydroxides	16.519	19.002	65.526	82.892
2825600000 Germanium oxides and zirconium dioxide	13	2.013	4.281	11.281
2825800000 Antimony oxides	49.492	86.940	262.302	468.774

**I.3. IMPOR MENURUT KOMODITI / IMPORT BY HS COMMODITY**  
**\*\*\* FEBRUARI / FEBRUARY 2009 \*\*\***

H S Uraian Komoditi Commodity Description	Berat Bersih / Net Weight (Kg)		Nilai / Value C.I.F (US\$)	
	Bulan ini Current Month	Kumulatif Cum.Jan. to date	Bulan ini Current Month	Kumulatif Cum.Jan. to date
2825900000 Other inorganic bases	6.803	29.890	40.357	164.385
2826190000 Other fluorides	23.106	114.701	49.132	176.182
2826300000 Sodium hexafluoroaluminate (syntheticcryolite)	590	2.590	2.539	7.899
2826900000 Other complex fluorine salt.	68.870	120.425	202.354	297.628
2827100000 Ammonium chloride	179.150	289.201	59.644	108.524
2827201000 Calcium chloride, commercial grades	169.800	238.956	38.297	56.320
2827209000 Calcium chloride, not commercial grades	840.391	1.904.583	273.616	572.256
2827310000 Other chlorides of magnesium	65.498	68.585	20.478	35.062
2827320000 Other chlorides of aluminium	548.883	760.997	222.332	310.755
2827350000 Other chlorides of nickel	15.030	25.106	41.827	72.279
2827390010 Other chlorides of zinc	140.189	313.360	132.385	260.053
2827390090 Other chlorides of iron, cobaltd and of other materials	96.402	248.240	58.758	121.952
2827410000 Chloride oxides & chloride hydroxides,of copper	0	1.500	0	4.425
2827490000 Other chloride oxides & chloridehydroxides	71.470	281.320	71.367	291.652
2827510000 Bromides of sodium or of potassium	21.006	21.006	45.930	45.930
2827590000 Other bromides	11.591	15.271	134.507	153.799
2827600000 Iodides and iodide oxides	365	987	8.713	13.240
2828100000 Commercial calcium hypochlorite & othercalcium hypochlorites	191.234	305.559	181.754	333.056
2828901000 Sodium hypochlorite	13.545	22.809	21.987	30.628
2828909000 Other hypochlorite	949	18.354	18.364	176.131
2829110000 Chlorates of sodium	0	104.000	0	113.658
2829190000 Other chlorates	189.094	189.094	213.067	213.067
2829900000 Bromat dan perbromat, iodat & periodat	25.769	29.033	142.333	213.805
2830100000 Sodium sulphides	203.414	419.414	112.048	201.138
2830900000 Other sulphides	240.051	312.524	113.328	145.466
2831100000 Dithionites and sulphonylates of sodium	245.859	574.625	195.708	508.957
2831900000 Other dithionites and sulphonylates	0	18.002	0	47.005
2832100000 Sodium sulphites	398.221	655.693	233.210	368.442
2832200000 Other sulphites	880	6.226	1.273	7.473
2832300000 Thiosulphates	268.710	371.780	76.967	108.296
2833110000 Disodium sulphate	2.905.411	4.717.700	303.323	495.356
2833190000 Other sodium sulphates	242.053	4.287.198	85.934	715.289
2833210000 Magnesium sulphate	69.006	313.956	23.602	74.752
2833221000 Aluminium sulphate :commercial grade	65	65	132	132
2833229000 Aluminium sulphate:other grade	1.158	1.158	1.650	1.650
2833240000 Nickel sulphate	42.606	100.752	216.155	386.017
2833250000 Copper sulphate	108.804	223.127	140.431	377.481
2833270000 Barium sulphate	160.078	272.472	129.055	216.533
2833291000 Of chromium or zinc	25.858	27.729	15.900	20.900
2833292000 Tribasic lead sulphate	20.580	41.909	37.265	90.392
2833299000 Other sulphate of other material	110.657	479.488	93.202	340.692
2833300000 Alums	34.000	155.536	8.500	40.577
2833400000 Peroxosulphates (persulphates)	857	54.704	6.041	53.563
2834100000 Nitrites	147.022	307.622	66.688	168.559
2834210000 Nitrates of potassium	75.093	157.110	95.164	143.947
2834290000 Other nitrates	229.399	430.525	119.412	225.219
2835100000 Phosphinates (hypophosphites) andphosphonates (phosphites)	3.771	15.233	32.040	86.699
2835220000 Phosphates of mono- or disodium	177.132	281.884	134.209	312.206
2835240000 Phosphates of potassium	93.066	673.959	308.136	2.290.354
2835251000 Dicalcium phosphate, feed grade	946.000	2.735.000	401.160	1.187.346
2835259000 Oth hypophosphites, phosphonates andand phosphates, polyphosphates	305.305	715.782	121.150	314.773
2835260000 Other phosphates of calcium	1.308.946	3.909.552	1.238.021	3.588.758
2835290000 Other phosphates	251.102	469.581	331.411	693.847
2835310000 Sodium triphosphate (sodiumtripolyphosphate)	2.137.816	4.480.182	1.739.527	3.740.088
2835391000 Tetranatrium pirofosfat	8.945	26.665	12.707	32.967
2835399000 Other polyphosphates	476.389	664.899	853.453	1.440.801
2836200000 Disodium carbonate	27.215.354	87.102.901	6.915.488	22.958.329
2836300000 Sodium hydrogencarbonate (sodium bicarbonate)	5.574.879	11.189.661	1.375.908	2.829.631
2836400000 Potassium carbonates	287.427	594.001	382.883	788.467
2836501000 Calsium carbonate, food or pharmaceu-tical grade	958.856	1.953.816	388.933	731.867
2836509000 Calsium carbonate, other grade	1.424.107	3.389.868	620.024	1.432.292
2836600000 Barium carbonate	223.077	418.173	67.604	125.865
2836910000 Lithium carbonates	20.000	20.000	130.000	130.000
2836920000 Strontium carbonate	3	72.003	15	34.935
2836990000 Other carbonates	1.046.622	1.478.954	727.526	1.072.272
2837110000 Cyanides and cyanide oxides, of sodium	174.000	316.000	355.420	608.180
2837190000 Other cyanides and cyanide oxides	30	31	7.047	11.057
2839110000 Sodium metasilicates	247.816	412.694	83.707	153.053
2839191000 Sodium silicates	737.101	1.181.796	333.789	570.377
2839199000 Other silicates of sodium	380.837	1.178.013	206.226	683.359
2839900000 Other silicates; commerial alkali metalsilicates	220.162	546.439	923.566	1.232.766
2840190000 Other disodium tetraborate (refinedborax)	65.342	104.942	35.510	67.170
2840300000 Peroxoborates (perborates)	29.200	43.700	33.054	51.223

**I.3. IMPOR MENURUT KOMODITI / IMPORT BY HS COMMODITY**  
**\*\*\* FEBRUARI / FEBRUARY 2009 \*\*\***

H S Uraian Komoditi Commodity Description	Berat Bersih / Net Weight (Kg)		Nilai / Value C.I.F (US\$)	
	Bulan ini Current Month	Kumulatif Cum.Jan. to date	Bulan ini Current Month	Kumulatif Cum.Jan. to date
2841300000 Sodium dichromate	486	59.477	6.933	92.432
2841500000 Other chromates and dichromates,peroxochromates	5.008	6.481	25.054	34.349
2841610000 Potassium permanganate	40.000	40.000	116.000	116.000
2841690000 Other manganit	0	95	0	572
2841700000 Molybdates	571	875	13.734	14.319
2841800000 Tungstates (wolframates)	17	287	273	1.341
2841900000 Oth salts of oxometallic orperoxometallic acids	21.854	35.897	206.730	305.632
2842100000 Double/complex silicates,includ aluminosilicates w.or not chemical defined	216.328	530.603	99.887	429.880
2842901000 Sodium arsenite	4	4	54	54
2842909000 Oth salts of inorganic acids/peroxoacid	40.740	109.045	249.336	644.948
2843210000 Silver nitrate	24	24	2.782	2.782
2843290000 Other silver compounds	53	53	6.108	6.108
2843300000 Gold compounds	774	774	200.955	200.955
2843900000 Other amalgams and other compoundcolloidal precious metals	39	130	26.148	80.471
2844109000 Ceramic products & mixtures containingnatural uranium	0	3.466	0	115.589
2844409000 Ceramic products & mixtures containingisotop or compound,radioactive residues	288	526	68.601	122.358
2845100000 Heavy water (deuterium oxide)	0	13	0	61
2845900000 Other isotops other than those heading28.44	2	2	281	281
2846100000 Cerium compounds	2	2	99	99
2846900000 Other compounds, inorganic or organicof rare-earth metal	426	428	4.549	4.642
2847001000 Liquid hydrogen peroxide,whether or notsolidified with urea	1.192.987	1.531.325	588.543	757.041
2847009000 Hydrogen peroxide, whether or notsolidified with urea other form	60.513	80.917	24.315	34.411
2848000000 Phosphides, whether or not chemicallydefined excluding ferrophosphorus.	8	8	411	411
2849100000 Carbides, whether or not chemicallydefined of calcium	447.508	923.998	287.246	594.147
2849200000 Carbides, whether or not chemicallydefined of silicon	25.912	190.205	41.608	238.148
2849900000 Carbides, whether or not chemicallydefined of other material	591	6.154	17.770	186.594
2850000000 Hydrides, nitrides, azides, silicidesand borides	80	93	5.952	7.202
2852009000 Other compounds, inorganic/organic, ofmercury, excluding amalgams	91	91	3.699	3.699
2853000000 Liquid, compressed air, other inorganic(incl distil/conductivity water,similar)	3.182	13.374	58.594	164.886
2901100000 Saturated acyclic hydrocarbons.	539.432	779.249	481.052	759.242
2901210000 Ethylene	58.835.528	95.850.852	33.760.470	52.900.707
2901220000 Propene (propylene)	28.621.786	43.882.466	15.454.745	23.559.712
2901230000 Butene (butylene) and isomers thereof	2.245.576	2.627.206	2.081.766	2.961.614
2901240000 Buta-1, 3-diene and isoprene	2.287.501	2.287.501	1.181.354	1.181.354
2901291000 Acetylene	37.197	78.273	30.063	57.395
2901299000 Other unsaturated acyclic hydrocarbons	95.897	598.747	84.449	390.262
2902110000 Cyclohexane	26.821	97.428	50.465	170.082
2902190000 Other cyclanes	30.131	96.950	85.768	261.619
2902200000 Benzene	10.953.842	16.811.192	3.600.650	5.655.515
2902300000 Toluene	6.788.819	11.675.548	3.666.206	6.115.855
2902410000 O-xylene	0	480	0	14.256
2902430000 P-xylene	37.955.258	96.864.964	26.024.786	60.563.629
2902440000 Mixed xylene isomers	3.264.888	4.061.239	1.799.363	2.218.366
2902500000 Styrene	51.000	2.047.747	115.017	1.385.483
2902600000 Ethylbenzene	2.841	2.841	9.000	9.000
2902700000 Cumene	992.477	992.477	590.027	590.027
2902901000 Dodecylbenzene	0	4.300	0	11.080
2902902000 Alkylbenzenes	86.994	106.081	76.148	113.423
2902909000 Other cyclic hydrocarbons.	275.909	592.889	410.073	997.825
2903111000 Methyl chloride used in the manufactureof herbicides	108.010	160.630	196.484	243.075
2903119000 Other methyl chloride	368	368	2.430	2.430
2903120000 Dichloromethane (methylene chloride)	617.291	1.176.509	325.500	635.933
2903130000 Chloroform (trichloromethane)	49.324	218.269	137.299	629.346
2903190090 Other halogenated derivatives ofhydrocarbons	52	78	13.932	19.540
2903211000 Vinyl chloride monomer (vcn)	9.640.116	16.839.380	4.940.131	8.345.017
2903219000 Other vinyl chloride (chloroethylene)	104	104	620	620
2903220000 Trichloroethylene	105.329	290.391	90.204	230.733
2903230000 Tetrachloroethylene (perchloroethylene)	20.102	91.243	15.898	89.977
2903290000 Other unsaturated chlorinated derivatives of acyclic hydrocarbons	70.310	129.459	339.179	604.122
2903390000 Oth fluorinated, brominated/iodinated	31.168	79.168	144.055	345.655
2903420000 Dichlorodifluoromethane	0	940	0	4.283
2903490000 Derivatives of methane, ethane/propane,halogenated with flourine & chlorine	257.397	505.093	302.879	734.817
2903590000 Other halogenated derivatives of cyclanic cyclenic/cycloterpenic hydrocarbon	0	722	0	7.097
2903610000 Chlorobenzene, o-dichlorobenzene andp-dichlorobenzene	410.042	858.682	649.742	1.372.641
2903690000 Other halogenated derivatives ofaromatic	37.125	37.125	41.429	41.429
2904100000 Derivatives containing only sulphogroups their salts and ethyl esters	228.936	799.021	188.600	664.484
2904200000 Derivatives containing only nitro oronly nitroso groups	2.600	6.037	18.280	31.316
2904900000 Other derivatives of hydrocarbons,whetherter or not halogenated	59	22.462	568	1.251.894
2905110000 Methanol (methyl alcohol)	7.120.972	9.121.200	1.250.986	1.586.594
2905120000 Propan-1-ol(propyl alcohol) & propan-2-ol (isopropyl alcohol)	2.081.868	2.290.875	1.628.429	1.883.619
2905130000 Butan-1-ol (n-butyl alcohol)	2.375.483	5.643.319	1.666.258	4.030.939
2905140000 Other butanols	491.795	828.461	336.069	576.910
2905160000 Octanol (octyl alcohol) and isomersthereof	995.944	3.008.788	812.557	2.406.708

**I.3. IMPOR MENURUT KOMODITI / IMPORT BY HS COMMODITY**  
**\*\*\* FEBRUARI / FEBRUARY 2009 \*\*\***

H S Uraian Komoditi Commodity Description	Berat Bersih / Net Weight (Kg)		Nilai / Value C.I.F (US\$)	
	Bulan ini Current Month	Kumulatif Cum.Jan. to date	Bulan ini Current Month	Kumulatif Cum.Jan. to date
2905170000 Dodecan-1-ol (lauryl alcohol), hexadecan-1-ol, and octadecan-1-ol	85.386	140.741	122.599	197.028
2905190000 Other sulphonated, nitrated/nitrosated	637.313	988.141	612.989	898.588
2905220000 Acyclic terpene alcohols	25.972	82.286	186.736	667.573
2905290000 Other unsaturated monohydric alcohols	24.232	32.670	171.727	230.080
2905310000 Ethylene glycol (ethanediol)	30.047.019	51.413.778	17.517.515	30.628.042
2905320000 Propylene glycol (propane-1, 2- diol)	1.624.047	3.362.756	2.281.062	4.884.092
2905390000 Other diols	131.286	196.031	408.791	632.663
2905410000 2-ethyl-2-(hydroxymethyl) propane-1,3-(trimethylolpropane)	0	25.162	0	51.515
2905420000 Pentaerythritol	128.000	292.000	141.880	357.920
2905430000 Mannitol	10.917	45.710	91.195	257.395
2905440000 D-glucitol (sorbitol)	19.576	45.263	48.643	85.970
2905450000 Glycerol	204.297	285.304	107.820	151.287
2905490000 Other polyhydric alcohols	34.062	64.265	69.061	144.609
2905590000 Other halogenated, sulphonated,nitratedderivatives of acyclic alcohols	7	157	265	4.327
2906110000 Menthol	3.185	15.931	35.441	241.268
2906120000 Cyclohexanol, methylcyclohexanols anddimethylcyclohexanols	0	222	0	3.882
2906130000 Sterols and inositols	32.196	56.175	199.048	345.177
2906190000 Other cyclanic, cyclenic/cycloterpenic	14.063	26.842	134.863	232.643
2906210000 Benzyl alcohol	30.261	50.366	71.405	121.662
2906290000 Other aromatic alcohol	26.420	54.116	123.269	299.526
2907110000 Phenol (hydroxybenzene) and its salts	642.044	1.090.992	471.195	858.655
2907120000 Cresols and their salts	17.018	65.615	46.982	151.333
2907130000 Octylphenol, nonylphenol and theirisomers, salts thereof	120.865	123.716	158.580	165.782
2907150000 Naphthols and their salts	17.937	17.937	81.226	81.226
2907190000 Other monophenols	36.760	117.931	168.323	369.157
2907210000 Resorcinol and its salts	28.414	49.851	188.362	326.019
2907220000 Hydroquinone (quinol) and its salts	18.185	30.568	168.354	220.487
2907230000 4,4-isopropylidenediphenol (bisphenola, diphenylolpropane) and its salts	0	34.000	0	60.997
2907290000 Other polyphenols; phenol-alcohols	3.254	4.568	22.522	28.087
2908110000 Pentachlorophenol (iso)	12.001	24.001	90.601	181.201
2908190000 Oth derivatives containing only halogensubituents and their salts	2	3	32	66
2908910000 Dinoseb (iso) and its salts	2.100	2.600	9.870	14.220
2908990000 Oth derivatives containing only sulphogroups their salts and esters	1.531	17.271	2.028	38.469
2909110000 Diethyl ether	485	485	2.527	2.527
2909191000 Methyl tertiary butyl ether	61	61	973	973
2909199000 Other acyclic ethers and their halogenated	3.874	4.256	131.915	135.830
2909200000 Cyclanic, cyclenic or cycloterpenicethers & their halogenated derivatives	1.499	1.553	21.350	22.241
2909300000 Aromatic ethers & their halogenated,sulphonated, or nitrosated derivatives	39.364	81.233	220.745	354.271
2909410000 2,2-oxidiethanol (diethylene glycol,digol)	346.498	1.635.004	229.480	1.098.383
2909430000 Monobutyl ethers of ethylene glycol orof diethylene glycol	499.556	586.360	509.221	627.471
2909440000 Other monoalkylethers of ethyleneglycol or of diethylene glycol	196.660	658.385	290.189	976.426
2909490000 Other ether-alcohols, their halogenatedsulphonated, nitrated derivatives	351.578	888.677	938.675	2.220.721
2909500000 Ether-phenols, ether-alcohol-phenols &their halogenated, nitrated derivatives	12.536	15.467	308.901	435.599
2909600000 Alcohol peroxides, ether peroxides, ketone peroxides & their halogenated drv	55.153	121.930	75.456	239.439
2910100000 Oxirane (ethylene oxide)	12.330	17.230	19.496	44.466
2910200000 Methyloxirane (propylene oxide)	0	3.167.847	0	5.683.072
2910300000 1chloro2, 3epoxypropane(epichlorohydrin)	20.075	20.075	19.235	19.235
2910900000 Other epoxides, epoxyalcohols, epoxyphenols & their halogenated derivatives	494	2.234	1.305	14.893
2911000000 Acetals & hemiacetals, whether or notwith other oxygen function	126	498	4.280	20.884
2912111000 Formalin	218	218	3.418	3.418
2912120000 Ethanal (acetaldehyde)	476	642	6.057	9.536
2912190000 Other acyclic aldehydes without otheroxygen function	33.283	77.377	127.008	327.977
2912210000 Benzaldehyde	320	5.468	3.362	25.436
2912290000 Other cyclic aldehydes without otheroxygen function	156.503	283.126	491.826	1.155.161
2912300000 Aldehyde-alcohols	4.462	5.989	27.815	46.912
2912410000 Vanillin (4-hydroxy-3-methoxybenzal-dehyde)	8.447	8.847	73.333	81.133
2912420000 Ethylvanillin (3-ethoxy-4-hydroxyben-zaldehyde)	600	2.800	14.346	65.892
2912490000 Other aldehyde-ethers,aldehyde-phenols& aldehydes with other oxygen function	4.511	6.658	26.219	50.554
2912500000 Cyclic polymers of aldehydes	1.658	2.444	15.599	23.134
2912600000 Paraformaldehyde	209.000	360.000	147.010	260.390
2913000000 Halogenated,sulphonated,nitrated or nitrosated derivat.of products of h 29.12	9.298	19.926	40.745	119.113
2914110000 Acetone	512.408	535.142	304.583	344.053
2914120000 Butanone (methyl ethyl ketone)	913.400	2.029.554	929.199	1.858.253
2914130000 4-methylpentan-2-one (methyl isobutylketone)	26.553	26.553	33.440	33.440
2914190000 Other acyclic ketones without otheroxygen function	11.584	38.852	79.282	427.145
2914210000 Camphor	4.873	18.873	24.110	40.910
2914220000 Cyclohexanone and methylcyclohexanones	47.566	230.034	51.552	239.280
2914230000 Ionones and methylionones	5.793	21.919	84.008	256.580
2914290000 Other cyclanic, cyclenic or cycloterpepenic ketones without oth. oxygen func.	65.813	138.031	701.796	1.426.276
2914390000 Other aromatic ketones without otheroxygen function	596	8.165	12.383	91.020
2914400000 Ketone-alcohols and ketone-aldehydes	76.756	92.356	84.819	100.419
2914500000 Ketone-phenols & ketones without otheroxygen function	7.760	14.096	129.982	224.840
2914610000 Anthraquinone	0	2.485	0	34.579



**I.3. IMPOR MENURUT KOMODITI / IMPORT BY HS COMMODITY**  
**\*\*\* FEBRUARI / FEBRUARY 2009 \*\*\***

H S Uraian Komoditi Commodity Description	Berat Bersih / Net Weight (Kg)		Nilai / Value C.I.F (US\$)	
	Bulan ini Current Month	Kumulatif Cum.Jan. to date	Bulan ini Current Month	Kumulatif Cum.Jan. to date
2914690000 Other quinones	7.554	17.263	70.023	185.922
2914700000 Halogenated, sulphonated, nitrated or nitrosated derivatives	337	1.526	4.080	20.011
2915110000 Formic acid	76.396	158.315	69.459	160.389
2915120000 Salts of formic acid	74.359	658.609	59.331	317.311
2915130000 Esters of formic acid	27	317	1.183	3.761
2915210000 Acetic acid	7.010.092	11.581.510	2.996.722	4.990.069
2915240000 Acetic anhydride	1.265	1.265	4.434	4.434
2915290000 Other acetic acid and its salts	96.893	127.325	133.642	220.639
2915310000 Ethyl acetate	209.327	237.946	169.611	221.218
2915320000 Vinyl acetate	1.975.967	3.603.463	1.590.534	3.117.731
2915330000 N-butyl acetate	24.162	59.195	32.541	66.093
2915360000 Dinoseb (iso) acetate	127	127	1.181	1.181
2915390000 Other esters of acetic acid	403.822	1.133.219	842.526	2.570.843
2915400000 Mono-, di- or trichloroacetic acids, their salts and esters	242.610	258.610	262.707	279.987
2915500000 Propionic acids, its salts and esters	52.593	131.479	235.757	537.188
2915600000 Butanoic acids, pentanoic acids, their salts and esters	189.233	301.336	394.438	746.440
2915701000 Palmitic acid, its salts and esters	120.844	208.788	337.188	557.004
2915702000 Stearic acid	302.847	358.999	259.559	400.771
2915703000 Salts and esters of stearic acid	118.584	206.834	209.438	399.882
2915901000 Acetyl chloride	12.973	13.172	28.924	29.861
2915902000 Lauric acid, myristic acid, their salts and esters	290.990	409.618	249.785	414.833
2915909000 Other saturated acyclic monocarboxylic acids & their anhydrides & halides	102.468	207.183	365.871	642.053
2916110000 Acrylic acid and its salts	536.436	1.054.857	819.556	1.842.968
2916120000 Esters of acrylic acid	2.006.481	3.749.434	2.539.443	4.892.655
2916130000 Methacrylic acid and its salts	54.226	95.795	129.908	247.086
2916141000 Methyl methacrylate	1.491.694	3.122.617	2.640.820	5.685.112
2916149000 Other esters of methacrylic acid	33.916	75.638	120.552	290.201
2916150000 Oleic, linoleic or linolenic acids, their salts and esters	10.209	25.615	45.941	68.977
2916190000 Other unsaturated acyclic monocarboxylic acids, their anhydrides & halides	20.426	29.128	118.749	246.163
2916200000 Cyclanic, cyclenic or cycloaterpenic monocarboxylic acids, their anhydrides	75.707	85.081	1.645.076	2.519.227
2916310000 Benzoic acid, its salts and esters	172.716	268.205	259.418	479.754
2916320000 Benzoyl peroxide and benzoyl chloride	23.270	35.270	67.673	87.833
2916340000 Phenylacetic acid and its salt	115	115	815	815
2916350000 Esters of phenylacetic acid	2.252	2.452	149.964	152.518
2916391000 2,4-dichlorophenyl acetic acid & its salts and esters	148.000	256.000	335.400	625.200
2916399000 Other aromatic monocarboxylic acids, their anhydrides, halides & peroxides	19.520	61.620	223.516	514.200
2917110000 Oxalic acid, its salts and esters	27.009	53.614	21.140	72.205
2917121000 Dioctyl adipate (doa)	168.010	284.365	154.870	318.593
2917129000 Other adipic acid, its salts & esters	1.581	19.728	6.817	24.474
2917130000 Azelaic acid, sebacic acid, their salts and esters	14.448	31.001	65.313	130.673
2917140000 Maleic anhydride	37.861	345.861	53.580	301.340
2917190000 Other acyclic polycarboxylic acids, their anhydrides, halides & peroxides	55.577	148.657	139.715	327.133
2917200000 Cyclanic, cyclenic or cycloaterpenic polycarboxylic acids, their anhydrides	34.765	49.046	56.461	79.806
2917320000 Dioctyl orthophthalates	48.000	128.036	50.800	101.067
2917330000 Dinonyl or didecyl orthophthalates	16.000	52.000	26.560	85.920
2917340000 Other esters of orthophthalic acid	20.687	226.928	33.383	282.383
2917350000 Phthalic anhydride	1.120.500	1.674.400	831.820	1.199.457
2917360000 Terephthalic acid and its salts	2.505.700	2.506.874	1.767.728	1.772.208
2917391000 Trioctyltrimellitate (totm)	110.208	115.507	118.750	127.960
2917392000 Other phthalic plasticizers & esters of phthalic anhydride	0	27.200	0	36.720
2917399000 Other aromatic polycarboxylic acids, their anhydrides, halides & peroxides	322.315	601.616	368.712	737.262
2918110000 Lactic acid, its salts and esters	111.122	207.470	235.582	442.567
2918120000 Tartaric acid	1.512	8.612	7.841	22.641
2918130000 Salts and esters of tartaric acid	71.203	95.092	210.798	270.099
2918140000 Citric acid	650.293	2.187.424	658.562	2.716.524
2918151000 Calcium citrate	87.294	89.028	164.010	173.156
2918159000 Other salts and esters of citric acid	226.714	441.145	396.231	736.538
2918160000 Gluconic acid, its salts and esters	196.204	299.297	195.037	271.880
2918190000 Other carboxylic acids with alcohol function but without other oxygen function	19.009	85.123	35.790	92.809
2918210000 Salicylic acid and its salts	5.217	34.875	14.476	111.797
2918220000 O-acetylsalicylic acid, its salts and esters	30.000	33.844	86.400	111.075
2918230000 Other esters of salicylic acid & their salts	60.887	171.278	178.578	435.591
2918291000 Alkyl sulphonic ester of phenol	95	95	2.072	2.072
2918299000 Other carboxylic acids with phenol function but without other oxygen function	19.071	41.705	198.512	379.429
2918300000 Carboxylic acids with aldehyde/ketone function but without other oxygen function	9.419	28.200	212.088	619.546
2918910000 2,4,5-t(iso) (2,4,5-trichlorophenoxy)acetic	92.713	112.473	145.123	176.323
2918990000 Other carboxylic acids with additional oxygen function, their anhydrides, halides	64.550	94.383	665.654	1.127.483
2919100000 Tris(2,3-dibromopropyl) phosphate	2.205	6.659	16.909	34.232
2919900000 Other phosphoric esters, their salts, including phosphates, their halogenated	603	1.215	8.047	13.705
2920110000 Parathion (iso) & parathion-methyl (iso)	2.221	2.221	11.209	11.209
2920190000 Other thiophosphoric esters, (phosphorothioates) & their salts	28.149	32.568	134.467	145.965
2920901000 Dimethyl sulphate (dms)	17.899	17.939	29.215	29.304
2920909000 Other esters of other inorganic acids of non metals and their salts	15.298	15.608	117.501	137.301

**I.3. IMPOR MENURUT KOMODITI / IMPORT BY HS COMMODITY**  
**\*\*\* FEBRUARI / FEBRUARY 2009 \*\*\***

H S Uraian Komoditi Commodity Description	Berat Bersih / Net Weight (Kg)		Nilai / Value C.I.F (US\$)	
	Bulan ini Current Month	Kumulatif Cum.Jan. to date	Bulan ini Current Month	Kumulatif Cum.Jan. to date
2921110000 Methylamine, di- or trimethylamine and their salts	22.581	75.854	115.562	192.295
2921190000 Other acyclic monoamines & their derivatives; salts thereof	383.503	578.957	855.003	1.263.049
2921210000 Ethylenediamine and its salts	16.367	17.343	63.688	73.834
2921220000 Hexamethylenediamine and its salts	6.025	22.753	60.986	96.032
2921290000 Other acyclic polyamines & their derivatives; salts thereof	159.990	279.092	377.427	644.070
2921300000 Cyclanic, cyclenic or cycloaterpenic mono- or polyamines, & their derivatives	4.600	397.812	18.907	928.915
2921410000 Aniline and its salts	32.773	67.298	77.687	162.169
2921420000 Aniline derivatives and their salts	16.040	41.831	38.237	111.977
2921440000 Diphenylamine & its derivatives; salt thereof	1.215	1.223	3.285	3.669
2921450000 1-naphthylamine (alpha-naphthylamine), 2-naphthylamine (beta-naphthylamine)	14	11.794	2.063	39.240
2921490000 Other aromatic monoamines & their derivatives; salts thereof	1.224	2.418	5.932	13.844
2921510000 O-, m-, p-phenylenediamine, diaminotoluenes & their derivatives; salts thereof	76.044	115.630	291.074	441.044
2921590000 Other aromatic polyamines & their derivatives; salts thereof	56.801	312.391	475.398	1.427.496
2922110000 Monoethanolamine and its salts	990	38.782	3.677	65.962
2922120000 Diethanolamine and its salts	72.925	176.482	125.436	319.603
2922130000 Triethanolamine and its salts	66.802	76.937	147.207	181.489
2922191000 Ethambutol & its salts, esters & other deriv suitable for product of anti-tbc prep	255	255	21.443	21.443
2922192000 D-2-amino-normal-butyl-alcohol	785	2.241	11.557	14.752
2922199000 Other amino-alcohols, phenylpropanolamine hcl, tramadol, ketamine hcl	26.298	31.933	453.066	658.179
2922210000 Amino hydroxynaphthalene sulphonic acids and their salts	22.404	24.455	61.994	83.034
2922290000 Other amino-naphthols & other aminophenols	6.081	32.373	38.636	236.679
2922390000 Other amino-aldehydes, amino-ketones & amino-quinones	1.429	3.636	18.198	82.250
2922410000 Lysine and its esters; salts thereof	213.927	729.014	422.119	1.320.410
2922421000 Glutamic acid	2.479	10.013	8.350	61.091
2922422000 Monosodium glutamate	1.074.042	1.616.877	1.133.113	1.733.275
2922429000 Salts of glutamic acid	3.747	4.197	16.829	17.000
2922491000 Mephenamic acid and its salts	23.767	44.206	166.215	517.628
2922499000 Other amino acids, o.t.t. containing more than one kind of oxygen function	64.703	171.671	751.517	1.402.973
2922501000 P-aminosalicylic acid & its salts, ester and other derivatives	17.855	35.653	58.575	101.375
2922509000 Other amino-alcohol-phenols, amino-acid-phenols other amino-comp with oxygen function	1.110	18.778	73.515	229.492
2923100000 Choline and its salts	206.202	452.247	221.549	472.821
2923201000 Lecithins, whether or not chemically defined	151.913	350.341	159.172	404.089
2923209000 Other phosphoaminolipids	99.302	297.271	126.737	385.288
2923900000 Other quaternary ammonium salts and hydroxides	191.696	358.322	373.084	638.004
2924120090 Other fluoroacetamide (iso), monocrotopos (iso), phosphamidon (iso)	4.841	4.897	27.000	27.517
2924190000 Other acyclic amides (including acyclic carbamates), & their thrs, salts thrs	287.964	411.411	412.349	631.342
2924211000 4-ethoxyphenylurea (dulcin)	0	46	0	257
2924212000 Diuron and monuron	0	4.252	0	12.345
2924219000 Other ureines & their derivatives; salt thereof	19.000	36.950	119.362	242.375
2924291000 Aspartame	6.000	77.596	152.721	1.128.845
2924292000 Butylphenylmethyl carbamate, methylisopropyl phenyl carbamate	16.000	32.000	50.080	103.520
2924299010 Asetaminophen (paracetamol), salicylamide, ethoxybenzamide	257.625	471.652	823.071	1.575.281
2924299090 Other carboxamide-function compounds	202.003	457.437	1.412.643	2.765.569
2925110000 Saccharin and its salts	0	196	0	4.456
2925190000 Other imides & their derivatives, salt thereof	5.333	6.733	26.295	43.936
2925210000 Chlordimeform (iso)	34	34	1.104	1.104
2925290000 Other imines and their derivatives; and salts thereof	25.835	38.524	121.216	314.317
2926100000 Acrylonitrile	529.705	548.665	533.218	556.634
2926200000 1-cyanoguanidine (dicyandiamide)	6.175	8.269	16.775	31.687
2926900000 Other nitrile-function compounds.	111.876	225.378	2.363.876	4.639.797
2927001000 Azodicarbonamide	119.200	152.528	110.255	156.838
2927009000 Other diazo-, azo- or azoxy-compounds.	109.738	219.567	240.569	486.510
2928009000 Other organic derivatives of hydrazine or of hydroxylamine	11.051	17.926	112.079	198.205
2929100000 Isocyanates	2.194.811	4.142.773	3.607.432	6.745.163
2929909000 Other compounds with other nitrogen function	16.890	16.890	109.783	109.783
2930200000 Thiocarbamates and dithiocarbamates	267.918	505.895	1.550.194	2.772.027
2930300000 Thiuram mono-, di- or tetrasulphides	5.042	9.116	9.702	20.203
2930400000 Methionine	1.258.493	2.766.758	6.376.358	14.155.390
2930500000 Captafol (iso) & methamidophos (iso)	0	600	0	16.672
2930900000 Other organo-sulphur compounds	215.974	757.240	981.236	3.078.820
2931001000 Tetraethyl lead	427	19.555	4.193	51.817
2931002000 N-(phosphonomethyl)glycine and salt thereof	443.000	1.670.113	1.324.450	5.422.138
2931003000 Ethephone	3.034	9.832	17.085	54.314
2931009000 Other organo-inorganic compounds	231.503	313.220	770.058	1.271.072
2932110000 Tetrahydrofuran	3.244	4.695	11.663	22.909
2932120000 2-furaldehyde (furfuraldehyde)	32	211.454	1.326	247.207
2932130000 Furfuryl alcohol and tetrahydrofurfuryl alcohol	32.962	52.402	64.586	92.666
2932190000 Other compounds containing an unfused furan ring in the structure	6.704	8.385	220.756	453.255
2932210000 Coumarin, methylcoumarins & ethylcoumarins	3.820	10.980	22.895	108.325
2932290000 Other lactones	32.776	68.236	270.098	551.917
2932930000 Piperonal	584	584	3.910	3.910
2932991000 Carbofuran	17.920	103.339	242.176	1.326.737
2932999000 Other heterocyclic compound with oxygen hetero-atom(s) only.	83.748	101.435	467.787	705.900

**I.3. IMPOR MENURUT KOMODITI / IMPORT BY HS COMMODITY**  
**\*\*\* FEBRUARI / FEBRUARY 2009 \*\*\***

H S Uraian Komoditi Commodity Description	Berat Bersih / Net Weight (Kg)		Nilai / Value C.I.F (US\$)	
	Bulan ini Current Month	Kumulatif Cum.Jan. to date	Bulan ini Current Month	Kumulatif Cum.Jan. to date
2933111000 Dipyron (antalgin)	60.362	91.241	431.685	664.826
2933119000 Other phenazone (antipyrin) and its derivatives	26.000	55.736	391.000	860.709
2933190000 Oth compounds containing an unfusedpyrazole ring in the structure	49.996	93.138	395.221	1.110.335
2933210000 Hydantoin and its derivatives	2.833	26.597	22.901	92.873
2933291000 Cimetidine	590	11.636	29.913	104.177
2933299000 Oth compounds containing an unfusedimidazole ring in the structure	12.341	27.925	425.825	907.427
2933310000 Pyridine and its salts	37.354	120.090	366.984	799.085
2933320000 Piperidine and its salts	29	29	2.775	2.775
2933391000 Chlorpheniramine and isoniazid	3.925	3.975	147.518	160.718
2933392000 Isonicotinic acid hydrazide, & its saltsesters, derived of pharmaceutical grade	86	426	1.364	3.546
2933393000 Paraquat salts	889.040	1.351.440	2.533.443	3.993.478
2933399000 Oth compounds containing an unfusedpyridine ring in the structure	141.256	307.172	1.727.260	3.573.172
2933410000 Levorphanol (inn) and its salts	6	12	1.710	3.420
2933490000 Oth compounds containing in the struc.a quinoline or isoquinoline ring-system	18.839	40.213	365.534	597.310
2933591000 Diazinon	0	16.033	0	88.883
2933599000 Oth compounds contain a pyrimidinering or piperazine ring in the structur	43.120	78.633	777.751	1.379.759
2933610000 Melamine	341.191	587.194	401.803	743.763
2933690000 Oth compounds containing an unfusedtriazine ring in the structure	152.577	426.724	347.199	1.296.623
2933710000 6-hexanelactam (epsilon-caprolactam)	1.650.000	3.154.148	2.056.956	3.966.762
2933720000 Clobazam (inn) and methyprylon (inn)	0	5	0	7.500
2933790000 Other lactams	3.380	10.613	329.416	477.892
2933910000 Alprazolam (inn), camazepam (inn), chlordiazepoxide (inn), clonazepam	1.088	16.127	151.174	240.497
2933991000 Mebendazole and parbendazole	15	26	33.449	67.802
2933999000 Other heterocyclic compounds with nitrogen hetero-atom(s) only.	50.247	65.066	1.053.600	1.565.196
2934100000 Compounds containing an unfusedthiazole ring in the	17.602	29.236	158.638	237.375
2934200000 Comp containing in the structure a benzothiazole rind-system, not futher fused	74.404	106.313	186.943	281.876
2934300000 Comp containing in the structure a phenothiazine ring-system, not further fused	12.579	24.589	70.212	137.773
2934910000 Aminorex (inn), brotizolam (inn), clotiazepam (inn), cloxazolam (inn), oxazolam	110	137	96.750	104.625
2934991000 Nucleic acid and its salts	800	1.437	2.365	108.744
2934992000 Sultones, sultams, diltiazem	365	1.386	224.413	517.977
2934999000 Other nucleic acids and their salts, whether or not chemically defined	13.409	220.460	1.271.300	4.509.636
2935000000 Sulphonamides.	34.609	97.595	1.587.728	2.139.538
2936210000 Vitamins a & their derivatives	6.837	24.347	225.975	671.425
2936220000 Vitamins b1 & its derivatives	12.241	27.524	287.406	531.336
2936230000 Vitamin b2 & its derivatives	7.368	10.857	204.152	270.055
2936240000 D- or dl-pantothenic acid (vit b3or vit b5 & its derivatives)	14.111	27.521	201.077	359.457
2936250000 Vitamin b6 & its derivatives	18.532	33.773	323.536	576.927
2936260000 Vitamin b12 & its derivatives	3.725	6.348	142.132	297.351
2936270000 Vitamin c & its derivatives	184.780	480.297	2.143.805	5.761.274
2936280000 Vitamin e & its derivatives	46.008	77.977	1.001.236	1.633.140
2936290000 Oth vitamins & their derivatives	58.259	117.355	1.066.627	2.130.348
2936900000 Oth vitamin, incl natural concentrates	86.224	234.729	676.628	1.656.612
2937210000 Cortisone, hydrocortisone, prednisone & prednisolone (dehydrohydro cortison)	238	354	448.848	681.363
2937220000 Halogenated derivatives of corticosteroidal hormones	612	1.209	469.879	1.382.870
2937230000 Oestrogens & progestogens	265	373	530.095	970.300
2937290000 Oth steroidal hormones	1.645	3.276	175.818	439.459
2937400000 Amino-acid derivatives	142	212	128.580	194.526
2937500000 Prostaglandins, thromboxanes & leukotrienes & their derivatives	0	4	0	19.600
2937900000 Oth hormones	1.047	1.399	85.379	111.479
2938100000 Rutoside (rutin) & its derivatives	65	440	4.786	59.433
2938900000 Oth glycoside, natural or reproduc and their salts, ethers, esters & oth drv	698	4.053	66.621	123.669
2939190000 Oth alkaloids of opium	414	414	37.100	37.100
2939200000 Alkaloids of chinchona and their derivatives, salts thereof	25	25	3.558	3.558
2939300000 Caffeine & its salts	27.764	53.664	222.913	424.373
2939410000 Ephedrine & its salts	855	2.180	46.950	120.960
2939420000 Pseudoephedrine (inn) & its salts	1.471	1.646	88.096	98.097
2939490010 Phenylpropanolamine hcl (ppa)	1.159	1.509	44.175	59.841
2939510000 Fenetyline (inn) & its salts	136	286	8.800	23.050
2939590000 Oth theophylline & aminophylline	6.615	16.411	204.125	297.344
2939610000 Ergometrine (inn) & its salts	2	2	9.887	9.887
2939690000 Oth alkaloids of rye ergot	12	15	87.181	128.781
2939919000 Oth cocaine, levometamfetamine	10	45	3.327	9.298
2939999000 Oth vegetable alkaloids, natural or reproduc by synthesis & their salts	79	233	120.813	128.040
2940000000 Sugars, chemically pure, oth than sucrose, lactose, maltose	38.889	167.832	212.423	514.719
2941101100 Amoxicillins & its salts non-sterile	25.633	71.854	894.356	2.526.021
2941101900 Oth amoxicillins	6.531	9.090	240.338	342.318
2941102000 Ampicillin & its salts	2.462	4.562	529.102	969.737
2941109000 Other penicillins, their derivatvs with penicillanic acid structure; salts thrf	3.472	38.648	530.912	994.497
2941200000 Streptomycins & their derivated, salt thereof	3.643	27.056	51.380	150.036
2941300000 Tetracyclines & their derivated, salt thereof	4.768	32.025	77.443	505.096
2941400000 Chloramphenicol & its derivated, salt thereof	1.787	8.737	22.503	246.104
2941500000 Erythromycin & its derivated, salt thereof	1.319	2.072	286.704	345.975
2941900000 Oth antibiotics (rifampicin, cephalosporin, their deriv, salts thrf, quinolon)	65.342	170.027	2.372.807	5.091.532

**I.3. IMPOR MENURUT KOMODITI / IMPORT BY HS COMMODITY**  
**\*\*\* FEBRUARI / FEBRUARY 2009 \*\*\***

H S Uraian Komoditi Commodity Description	Berat Bersih / Net Weight (Kg)		Nilai / Value C.I.F (US\$)	
	Bulan ini Current Month	Kumulatif Cum.Jan. to date	Bulan ini Current Month	Kumulatif Cum.Jan. to date
2942000000 Oth organic compounds.	73.935	135.293	1.290.083	2.444.373
3001200000 Extracts of glands or oth organs of their secretions	12.302	52.216	46.985	240.948
3001900000 Oth human or animal substanc. prepar.for therapeutic/prophylactic uses, nes	500	500	55.188	55.188
3002101000 Plasma protein solution	225	225	43.750	43.750
3002102000 Antisera & modified immunologicalprods with or not obtain	1.587	1.988	741.363	792.837
3002109000 Oth antisera & blood fractions & modifimmunological prods	34.390	56.361	1.330.006	2.934.565
3002202000 Pertusis, measles, meningitis a/c& poliovaccine	230	3.439	71.366	569.269
3002209010 Hepatitis vaccine	1.702	1.857	280.203	299.805
3002209090 Oth vaccine for human medicine	9.746	10.334	1.238.534	1.468.008
3002300000 Vaccines for veterinary medicine	44.570	84.857	1.674.358	3.236.278
3002900000 Oth human blood; animal blood prepor therapeutic	8.930	30.815	745.195	1.352.486
3003200000 Medicaments cont oth antibiotics	31.127	58.886	211.022	343.943
3003390000 Oth medicaments cont hormones oroth prod. - for retail sale	9.922	14.002	87.449	166.472
3003400090 Oth medicaments cont alkaloids orderivated thrf but not cont hormones	425	473	129.758	162.644
3003900000 Oth medicaments cont >=2 constituent	7.067	14.959	190.041	930.223
3004102900 Medicam cont oth streptomycins ortherderivat other than ointment	3.466	4.800	108.529	196.006
3004203100 Medicam cont erythromycin or drvthereof for taking orally	22	22	17	17
3004207900 Medicam cont chloramphenicols or drvother for taking oralling or ointment	570	30.614	41.960	292.961
3004209100 Medicam cont linc, sulf.iso,pyr or drvthereof for taking orally	2.583	5.019	173.772	481.008
3004209900 Medicam cont gentamycins or drvthereof for injection	42.651	69.934	688.106	1.069.591
3004310000 Medicam cont insulin-but not contantibiotics	10.114	12.145	1.584.990	1.785.267
3004324000 Containing hydrocortisone sodiumsuccinate or fluocinolone aceton	0	113	0	39.816
3004329000 Medic cont oth corticosteroid hormone	889	1.960	85.204	231.335
3004390000 Oth medicam cont hormon, adrenalin, othprod of hd 29.37, not cont insuline	15.777	218.995	1.114.221	1.798.375
3004401000 Medicam cont morphine/its derivativesfor injection	348	348	33.000	33.000
3004409010 Medicaments cont morphine or its drv,for taking orally	294	294	273.536	273.536
3004409090 Medicaments cont morphine or its drv,not for taking orally	4.819	5.921	317.857	357.135
3004501000 Oth medicam cont syrups & drops ofvitamins of a kind suitable for children	5.605	5.605	68.739	68.739
3004508100 Medicam cont b complex vitamins	85	85	2.333	2.333
3004508900 Medicam cont oth b complex vitamin	1.212	3.834	33.377	195.096
3004509000 Oth medicaments cont vitamins oroth prods of heading 29.36	15.069	64.643	313.453	902.453
3004901000 Specialised medicines for cancer,aids or oth intractable diseases	2.464	4.861	545.322	1.401.958
3004902000 Oth medicam put up in measuredosesclosed sterile water for	1.903	1.903	96.617	96.617
3004903000 Antiseptics	5	3.161	462	53.762
3004904900 Oth anaesthetics cont ketaminlidocain	1.031	1.146	130.252	250.621
3004905900 Oth analgesics, antipyretics & medcont chlorp maleat,diclof, tramadol	864	6.630	23.306	76.405
3004906000 Antimalarials cont artemisinin,primaqartesunate or chloroquine (inn)	40	40	7.200	7.200
3004909100 Oth medicam put up in measur doses-cont sulphiride(inn),cimetidine,rantidin	1.062	5.908	115.145	319.369
3004909200 Oth medicam put up in measur doses-cont piroxicam(inn) or ibuprofen(inn)	414	30.499	67.434	186.105
3004909910 Oth medicam put up in measur doses-doses cont phenobarbital,	455	622	44.175	66.420
3004909990 Oth infusion fluids; nutritional orelectrolytic solutions	313.610	482.395	18.995.393	27.436.984
3005101000 Adhesive dressing & oth articles coverimpregnant w/ pharmaceutical substc	280	8.542	12.243	115.764
3005109000 Oth adhesive dressings & otharticles having an adhesive layer	3.840	16.359	106.809	317.633
3005901000 Bandages	14.063	14.732	197.496	214.633
3005902000 Gauze	0	5.872	0	22.377
3005909000 Oth wadding, impregnat/coated withpharmaceutic subst or put up in forms	15.437	25.831	225.883	435.147
3006101000 Sterile absorbable surgical or dental yarn; sterile surgical or dental	389	389	52.866	52.866
3006109000 Sterile surgical catgut,similar sterilesuture matt & sterile tissue	7.093	12.877	494.224	890.017
3006200000 Blood-grouping reagents	1.217	2.780	83.048	266.936
3006301000 Barium sulfate (for taking orally)	1	1	37	37
3006303000 Oth microbial diagnostic reagents	0	78	0	222
3006309000 Oth opacyfng prep for x-ray exam,diagnostic reagents design to be	328.955	391.083	820.410	951.609
3006401000 Dental cements & oth dental fillings	580	1.304	42.342	72.221
3006402000 Bone reconstruc cements	26	61	1.896	3.845
3006500000 First-aid boxes & kits	251	2.727	2.878	34.282
3006600000 Chemical contraceptive prepbased on hormones	197	12.548	27.385	355.419
3006700000 Gel prep designed to be used in humanor vet medic for parts of the body	831	12.875	25.378	96.107
3006910000 Appliances identifiable for ostomy use	0	64	0	4.455
3006920000 Waste pharmaceuticals	0	1	0	9
3101001100 Supplement fertilizers in liquid form,not chemical treat-of solely vegetable	1.483	22.932	8.879	22.678
3101001900 Oth thn supplement fertilizr in liquidform,not chemicl treat solely vegetable	240.000	560.000	43.396	99.300
3101009100 Oth animal or vegetable fertilisers,supplement fertilizers in liquid form	0	3.810	0	13.500
3101009900 Oth animal or vegetable fertilisers,oththn supplement fertilizr in liquid form	16.814	16.814	49.759	49.759
3102100000 Urea, with or not in aqueous solution	1.000.000	17.600.102	360.000	5.590.947
3102210000 Ammonium sulphate	2.490.000	4.185.597	384.900	1.109.731
3102290000 Oth double salts & mix of ammoniumsulphate & ammonium nitrate	0	4.309	0	2.938
3102300000 Ammonium nitrate, with or not inaqueous solutions	25.902.670	47.178.010	17.477.523	32.238.319
3102400000 Mixt of ammonium nitrate with calciumcarbonate or oth inorganic non-fertilis	6.520	44.019	31.284	94.595
3102500000 Sodium nitrate	497.000	1.055.250	296.955	683.502
3102900000 Oth mineral or chem fertilisers,nitrogenous inc mixt	22.100	22.140	499.460	500.383
3103109000 Other suoerphosphates	24.661.950	25.077.950	8.296.992	8.463.392
3103909000 Oth mineral or chemical fertilisers,phospatic	5.137.000	12.608.000	1.231.370	2.821.280
3104200000 Potassium chloride	49.000	8.214.131	44.254	7.008.417

**I.3. IMPOR MENURUT KOMODITI / IMPORT BY HS COMMODITY**  
**\*\*\* FEBRUARI / FEBRUARY 2009 \*\*\***

H S Uraian Komoditi Commodity Description	Berat Bersih / Net Weight (Kg)		Nilai / Value C.I.F (US\$)	
	Bulan ini Current Month	Kumulatif Cum. Jan. to date	Bulan ini Current Month	Kumulatif Cum. Jan. to date
3104300000 Potassium sulphate	106.358	106.462	149.520	151.112
3104900000 Oth potassium salts	520.000	520.000	468.000	468.000
3105100000 Mineral or chemic fertilisers,tablet orsimilar forms-pack of a weight < 10kg	16	521	185	7.216
3105200000 Mineral or chemical fertiliser cont theelements nitro,phosphor & potassium	10.000	2.048.624	6.939	1.289.289
3105300000 Diammonium hydrogenorthophosphate(diammonium phosphate)	0	25.243	0	29.313
3105400000 Ammonium dihydrogenorthophosphate(monoammonium phosphate)	5.000	489.084	3.750	611.730
3105510000 Oth mineral or chemical fertiliserscont nitrates & phosphates	54.623	55.539	57.307	68.347
3105590000 Oth mineral or chemical fertiliserscont nitrogen & phosphorus	0	247.651	0	125.483
3105600000 Mineral or chemical fertilisers contelements phosphorus & potassium	21.000	21.000	59.640	59.640
3105900000 Oth mineral or chemical fertilisers, intablets or in pack < 10kg	0	2.112	0	4.200
3201100000 Quebracho extract	805	8.055	4.149	45.332
3201200000 Wattle extract	8.897	68.897	22.017	87.017
3201901000 Gambier	1	1	770	770
3201909000 Oth tanning extract of vegetable origintannis & their salts, esters & oth drv	84.436	129.300	37.167	63.218
3202100000 Synthetic organic tanning substances	198.547	483.633	181.439	408.899
3202900000 Oth inorgan tanning subst;tanning prepwith or not cont natural tanning subs	164.786	403.547	219.383	606.263
3203001000 Coloring matter of vegetable or animalsuitable for use in food or drink	2.623	10.617	51.460	85.936
3203009000 Oth coloring matter of vegetable oranimal not suitable for use in food	547	2.691	11.310	172.701
3204111000 Disperse dyes crude & prep based& preparat based thereon, crude	90.211	364.019	327.785	1.104.466
3204119000 Other disperse dyes and preparationbased theron	481.340	761.696	1.717.471	2.976.688
3204121000 Acid dyes whether or not premetallised	31.955	41.705	139.455	212.286
3204129000 Oth acid dyes whether or not premetallised & preparation based thereon	26.109	35.277	153.779	197.725
3204130000 Basic dyes & preparat based thereon	12.083	14.738	60.039	94.932
3204140000 Direct dyes & preparat based thereon	258.081	523.030	973.842	2.175.359
3204150000 Vat dyes (incl those usable in thatstate pigments) & prep based thereon	135.652	200.527	527.354	713.674
3204160000 Reactive dyes & preparations basedthereof	258.395	495.774	1.224.643	2.379.633
3204170010 Synthet organ pigment in powder form	421.651	728.646	3.032.308	5.099.164
3204170090 Other pigments & preparat basedthereon	369.287	722.133	1.615.851	3.079.262
3204190000 Oth synthetic organic coloring matter,incl mix of coloring	228.899	376.715	780.734	1.296.583
3204200000 Synthetic organic prods of a kindused as fluorescent brightening agent	45.293	468.545	237.946	1.723.709
3204900000 Oth synthetic organic coloring,matter, w/ or not chemically defined	126.749	221.895	504.644	816.291
3205000000 Color lakes; preparat as specified inbased on color lakes	117.397	216.290	262.891	415.384
3206111000 Pigment base on titanium dioxidecont weight >= 80 %, on dry matter	2.086.486	3.663.552	4.634.631	8.104.727
3206119000 Prepare base on titanium dioxide,cont weight >= 80 %, on dry matter	151.413	167.083	259.308	301.651
3206191000 Pigment base on titanium dioxidecont weight < 80 %, on dry matter	51.070	77.603	297.192	391.495
3206199000 Prepare base on titanium dioxide,cont weight < 80 %, on dry matter	45.870	64.325	457.255	647.007
3206201000 Chrome yellow,chrome green,molybdatorange/red base on chromium comp	42.389	50.231	160.737	190.947
3206209000 Oth pigments & prep based onchromium compounds	38.073	48.557	146.029	180.627
3206411000 Preparations of inorganic pigmentsultramine pre based thereon	174	199	1.431	2.624
3206419000 Oth ultramarine & preparationsbased thereon	92.051	195.474	151.837	314.997
3206421000 Prep of inorganic pigments- litophonebased on sulphide	0	60.000	0	36.000
3206429000 Oth litophone & oth pigments & prepbased on sulphide	26.954	52.050	24.576	43.428
3206491000 Prep of inorganic pigment based on othhexacyanoferrat (ferro&ferrycyanides)	29.591	90.175	66.726	304.396
3206499000 Oth pigment & prep based on hexacyanoferrates(ferrocyanides & ferricyanides)	148.757	295.689	638.503	1.355.233
3206501000 Prep of inorganic pigment of akind used luminophores	8.869	10.768	191.853	265.323
3206509000 Oth inorganic prods of a kindused as luminophores	139.602	199.245	225.729	333.318
3207100000 Prepared pigments, prep opacificersprep colors & similar prep	313.540	691.471	952.706	2.168.977
3207201000 Enamel frits	455.171	984.692	334.322	694.104
3207209000 Oth vitrifiable enamels & glazes,engobe (slips) similar prep	173.082	892.417	189.090	628.705
3207300000 Liquid lustres & similar preparations	2.478	86.783	21.810	162.067
3207400000 Glass frit & oth glass, in the formof powder granules or flakes	3.501.063	10.874.287	1.974.000	5.995.668
3208101100 Varnishes>100-c hr,based on polyesterfor dental use, dispersed in a non aqueo	24.514	102.091	79.513	331.027
3208101900 Oth varnishes based on polyesters<100-c hr,disper in a nonaqueous	95.325	224.757	280.344	543.113
3208109000 Other paints & varnishe (incl enamels &lacquers polyester dispers, non aqueous	261.551	513.544	837.832	1.898.674
3208204000 Anti-fouling/anti-corrosive paints forships hull base on acrylic/vinyl polymer	364.337	682.255	994.386	2.116.535
3208209000 Other paints & varnishes (incl enamels&lacquers) based on acrylic/vinyl polymer	212.503	449.708	847.552	1.893.564
3208901100 Varnishes (incl.lacquers),exceed >=100Cheat-resistant used in dentistry	711	41.989	6.362	222.550
3208901900 Varnishes (incl.lacquers),exceed >=100Cheat-resistant used in oth than dentist	155.871	229.070	956.554	1.596.174
3208902100 Varnishes (incl.lacquers),exceed <100Cheat-resistant used in dentistry	35	35	338	338
3208902900 Varnishes (incl.lacquers),exceed <100Cheat-resistant used in oth than dentist	172.021	373.975	1.161.930	1.950.753
3208909000 Oth paints & varnishesdispersin a nonaqueous	270.686	701.587	1.058.963	2.989.896
3209101000 Varnishes(inc lacquer)>100C hr-acrylicvinyl polymer, dispers in a aqueous	23.548	70.017	71.981	251.900
3209104000 Leather paints-based on acrylic orvinyl polymers dispers in a aqueous	14.936	14.966	35.286	35.346
3209105000 Anti-fouling/corrosive paints for shipshulls-acrylic/vynil polymers	8.461	46.788	20.560	144.373
3209109000 Oth paints & varnishes dispersa aqueous medium	281.872	513.839	832.257	1.276.855
3209900000 Oth paints based on others varnishesdispers in a aqueous medium	439.028	791.508	968.100	1.839.944
3210001100 Varnishes (incl lacquers) > =100C hrof a kind used for finishing leather	5.943	19.050	27.249	72.410
3210001900 Varnishes (incl lacquers) < 100C hrof a kind used for finishing leather	19.667	39.952	45.620	76.612
3210003000 Prepared water pigments of a kindused for finishing leather	38.637	95.869	80.759	219.101
3210005000 Polyurethane tar coatingof a kind used for finishing leather	35.039	61.269	118.153	223.608
3210009000 Other paints & varnishesof a kind used for finishing leather	149.021	301.112	303.855	774.015
3211000000 Prepared driers	28.362	52.439	119.955	220.084
3212100000 Stamping foils	52.619	133.638	227.385	471.763

**I.3. IMPOR MENURUT KOMODITI / IMPORT BY HS COMMODITY**  
**\*\*\* FEBRUARI / FEBRUARY 2009 \*\*\***

H S Uraian Komoditi Commodity Description	Berat Bersih / Net Weight (Kg)		Nilai / Value C.I.F (US\$)	
	Bulan ini Current Month	Kumulatif Cum.Jan. to date	Bulan ini Current Month	Kumulatif Cum.Jan. to date
3212901100 Aluminium paste	89.177	212.575	394.123	885.620
3212901200 Oth pigments (incl metallic powder & flakes),for leather-dispers,non aqueous	15.035	62.316	34.470	180.556
3212901900 Oth pigments (incl metallic powder & flakes), dispers in non-aqueous media	30.900	91.245	132.143	450.619
3212902100 Dyes or oth coloring matter in formsfor ret sale-suitable for food or drink	131	131	678	678
3212902900 Oth dyes or oth coloring matter informs or pack for retail sale	7.345	19.908	76.928	185.088
3213100000 Colors in set, in tablet, tubes, jars,bottles, pans or in similar forms/pack	4.995	12.858	36.238	99.676
3213900000 Oth artist, students or signboard, intablet,tubes,jars,bottles, pans or other	19.512	26.469	64.643	84.334
3214100000 Glaziers putty, grafting putty, cementscaulking compound	163.834	261.536	602.602	983.460
3214900000 Oth painters fillings; non-refractorysurfacing preparat for facades	476.762	976.748	476.936	1.084.193
3215111000 Printing uv curable inks-black	345	500	10.926	12.827
3215119000 Printing other than uv curable inks-black	109.079	298.395	426.273	1.535.628
3215190000 Printing inks, other than black	319.772	739.470	4.085.485	7.762.441
3215901000 Carbon mass for one time carbon paper	43	16.692	804	86.738
3215906000 Drawing ink and writing ink	25.536	35.045	244.231	350.077
3215909000 Oth printing ink, writing/drawing inkwith or not concentrated or solid	89.827	202.078	350.277	778.047
3301120000 Pharmaceutical grade - of orange andoth essential oils of orange	5.322	69.932	52.598	288.986
3301130000 Pharmaceutical grade - of lemone andoth essential oils of lemone	502	14.066	12.039	426.520
3301190000 Other essential oils of citrus fruit	31.919	212.688	157.933	366.463
3301240000 Essential oils - of peppermint(mentha piperita)	9.400	18.571	107.204	558.590
3301250000 Pharmaceutical grade - of oth mintssoth essential oils of oth mints	13.181	15.028	23.150	91.967
3301291100 Pharmaceutical grade of lemon grass ofcitronela, cinnamon, ginger, cardamon	2.200	4.400	13.310	27.280
3301291200 Pharmaceutical grade of sandalwood	0	43.200	0	217.080
3301291900 Oth pharmaceutical grade-essential oilsoth than those of citronella	59.931	182.333	316.975	926.648
3301299100 Oth pharmaceutical grade of lemongrass of citronella, cinnamon, ginger	9.214	9.758	89.827	99.157
3301299900 Oth essential oils-oth thanpharmaceutical grade	55.696	87.130	521.132	998.501
3301300000 Resinoids	4.653	5.468	53.863	73.955
3301901000 Aqueous distillates & solutions ofessential oils suitable for medic use	13.600	13.600	13.053	13.053
3301909000 Oth essential oils (terpeneless or not),incl concretes& absolutes; resinoids	21.062	27.356	112.343	230.174
3302101000 Odoriferous alcoholic prep for thealcohol beverages, liquid form	0	204	0	5.101
3302109000 Oth mixed of odoriferous of a kind usedin the food or drink industries	119.288	212.447	971.939	1.998.866
3302900000 Oth prep based on odoriferous substancesfor the manufacture of beverages	1.171.177	2.779.085	14.487.468	36.094.138
3303000000 Perfumes & toilet waters	134.887	170.091	692.272	1.246.479
3304100000 Lip make-up preparations	9.970	16.469	142.258	274.150
3304200000 Eye make-up preparations	21.800	25.524	412.685	498.162
3304300000 Manicure or pedicure preparation	5.097	6.058	58.870	73.733
3304910000 Powders, whether or not compressed	40.382	49.093	487.016	600.457
3304991000 Face & skin creams & lotions	295.682	442.931	2.177.005	3.504.180
3304992000 Anti-acne creams	2.521	3.444	29.100	46.529
3304999000 Oth beauty/make-up prep & prep for thecare of the skin (oth than medicamts)	116.071	224.448	1.446.127	2.342.967
3305100000 Anti-mycosis shampoos & othershampoos	1.231.763	2.026.779	7.168.042	9.936.126
3305200000 Preparat for permanent waving orstraightening	1.803	3.482	14.036	24.502
3305300000 Hair lacquers	11.580	21.343	72.153	87.395
3305900000 Others preparations for use on the hair	132.977	299.614	706.834	1.278.484
3306101000 Prophylactic pastes & powders	65.123	169.906	428.435	1.124.049
3306109000 Others dentifrices	12.303	14.337	37.880	43.799
3306200000 Yarn used to clean between the teeth(dental-floss)	1.050	1.247	5.848	11.018
3306900000 Oth prep for oral/dental hygiene, incl.denture fix-ative pastes & powder,retail	3.489	4.134	26.701	50.521
3307100000 Pre-shave, shaving or after-shavepreparations	2.816	6.987	53.097	68.251
3307200000 Personal deodorants & antiperspirants	161.838	259.926	851.910	1.478.387
3307300000 Perfumed bath salts & oth bathpreparations	59.908	60.465	103.963	108.714
3307410000 Oth agarbatti & oth odoriferous prep.which operate by burning	204.174	570.154	132.262	354.163
3307491000 Room perfuming preparations	26.862	66.142	154.770	400.435
3307499000 Oth prep for perfuming or deodor rooms,incl odoriferous preparat use religious	89.372	187.499	231.980	553.969
3307901000 Animal toilet preparations	0	8.996	0	24.713
3307902000 Contact lens solution	16.771	83.918	42.157	278.535
3307903000 Papers & tissues, impregnated or coatedwith perfume or cosmetics	5.105	8.212	3.346	5.198
3307904000 Other perfumery or cosmeticsincluding depilatories	0	2.092	0	4.217
3307909000 Oth pre-shave, cosmetic or toilet prep,prep rooms deodorisers, w/ or perfuming	10.345	11.662	81.484	86.180
3401111000 Soap, organic surface-active-for toiletuse-medicated prods	84.787	88.210	139.026	151.423
3401112000 Bath soap	240.459	436.258	291.517	657.239
3401113000 Oth toilet use,of felt or nonwovens, impregnated,coat with soap or detergent	5	11	5	11
3401119000 Oth soap & organic surface fortoilet use	1.697	24.526	22.405	48.738
3401191000 Oth than for toilet use-felt/nonwovensimpregnated,coat with soap or detergent	0	161	0	1.311
3401199000 Oth soap & organic surface other thanfor toilet use	834	1.009	1.502	2.911
3401201000 Soap in oth form for flotation deinkingor recycled paper	67	386	82	5.707
3401209000 Soap in oth forms, other than chips	183.123	473.827	193.924	781.561
3401300000 Organic surface-active prods & prep forwashing in the liquid, put for ret sale	10.840	48.533	235.053	461.715
3402111000 Organic surface-active agents, with/notfor retail sale; sulphated fatty alcohol	9.400	22.505	57.210	83.191
3402119000 Oth anionic-organic surface-active agentwith or not put up for retail sale	142.748	264.443	407.379	705.839
3402121000 Wetting agents used in the manuf ofherbiced-cationic	40.950	259.280	75.758	396.753
3402129000 Oth cationic-organic surface-activeagent with/not put up for retail sale	638.334	1.243.384	1.377.933	2.940.115
3402130000 Organic surface-active agents,with ornot for retail sale; non-ionic	671.283	1.600.615	1.698.849	3.810.656
3402190000 Oth organic surface-active agents,withor not up for retail sale	422.435	975.670	1.097.252	2.593.322

**I.3. IMPOR MENURUT KOMODITI / IMPORT BY HS COMMODITY**  
**\*\*\* FEBRUARI / FEBRUARY 2009 \*\*\***

H S Uraian Komoditi Commodity Description	Berat Bersih / Net Weight (Kg)		Nilai / Value C.I.F (US\$)	
	Bulan ini Current Month	Kumulatif Cum. Jan. to date	Bulan ini Current Month	Kumulatif Cum. Jan. to date
3402201100 Anionic surface active prep. in liquidform-put up for retail sale	3.728	11.246	15.308	38.929
3402201200 Anionic washing prep & cleaning prep,incl bleach cleans,liquid form, retail	5.337	14.482	43.890	68.755
3402201300 Oth surface active preparations- inliquid form, for retail sale	2.876	14.063	8.486	31.000
3402201900 Oth wash prep & clean prep,incl bleachcleans & degreas prep,liquid, retail	30.014	116.313	122.222	437.269
3402209100 Anionic surface active prep. oth thanin liquid form-for retail sale	4.946	39.012	27.554	33.998
3402209200 Anionic washing prep & clean prep, inclbleach,cleans-oth than liquid,retail	17.009	20.407	14.179	25.057
3402209300 Oth surface active preparation-oth thanin liquid-for retail sale	1.627	4.932	9.273	29.621
3402209900 Oth wash prep & clean prep,incl bleachcleans, oth than liquid, retail sale	80.910	155.217	314.372	495.658
3402901100 Anionic surface active preparat-liquidnot put up for retail sale	94.394	454.670	259.684	1.078.292
3402901200 Oth anionic wash prep & clean prep,incl bleach,liquid,not for retail sale	32.234	38.506	68.050	93.073
3402901300 Anionic washing prep.or cleaningincl.bleaching, cleansing or degreasing	348.044	450.228	499.108	700.971
3402901400 Oth organic surface active in liquidform, wetting agents	48	13.890	542	43.024
3402901500 Oth organic surface active in liquidform, not wetting agents	63.735	183.173	140.048	498.575
3402901900 Oth wash prep & clean prep,incl bleachcleans, in liquid-not for retail sale	79.320	341.933	205.670	874.300
3402909100 Anionic surface active preparations,oththan liquid- not for retail sale	6.250	6.250	19.937	19.937
3402909200 Anionic wash prep & clean prep,inclbleach,cleans-not liquid-not retail	25.176	59.078	16.664	71.582
3402909300 Anionic surface-active prep,not liquidform not for retail sale	126.879	352.063	117.982	369.868
3402909400 Anionic surface-active prep, not liquidform, wetting agents not for retail sale	562	870	3.189	7.305
3402909500 Anionic surface-active prep, not liquidform,not wett agents not for retail sale	276.141	539.721	558.501	1.041.884
3402909900 Oth wash/lean prep,incl bleach cleansoth than liquid-not for retail sale	188.507	418.779	431.543	905.094
3403111100 Liquid lubricating oil prep, for treatmf of textile,or oth materials, cont petrol	21.425	22.154	67.423	78.892
3403111900 Oth liquid preprtion for the treatmenttextile or oth materials, cont petroleum	2.067	17.685	15.456	60.584
3403119000 Oth prepar for the treatment of textilematerials,oth than liquid,cont petroleum	37.811	52.312	147.354	228.634
3403191100 Liquid oil for aircraft engine cont.petroils/oils obtain. bituminous mineral	1.082	2.132	11.273	25.453
3403191200 Other liquid prep content silicone oil,cont petrole oils,or bituminous mineral	1.473	1.478	12.455	13.052
3403191900 Other liquid for other purposes contpetrol oil or bituminous mineral oils	845.825	1.369.441	1.942.257	3.275.570
3403199000 Oth lubricating prep cont petroleum oil	273.935	675.639	973.593	2.039.076
3403911100 Liquid prep cont silicone oil-for treatof textile,or oth matt,not cont petrol	14.434	55.281	63.857	222.417
3403911900 Liquid prep for treatment of textilemater,not cont petroleum oil & silicone	71.386	205.865	160.036	497.958
3403919000 Liquid preparat for treatment of textilor the materials, not cont petroleum oil	765.023	1.091.338	1.519.274	2.408.985
3403991100 Liquid oil for aircraft engine not contpetroleum oils or oils obtain bitumin	5.623	18.558	21.386	70.900
3403991200 Other liquid prep content silicone oilcont petrol oil,or bituminous mineral	112	121	676	2.743
3403991900 Other liquid for other purpose not contpetroleum oil or bituminous mineral oils	10.038	25.513	53.131	135.991
3403999000 Preparat for treat of textile,leatheroth mater,not cont petrol oil,not liquid	1.020.312	1.193.297	1.638.210	2.417.669
3404200000 Artificial waxes & prepared waxes,ofpoly(oxyethylene) (polyethylene glycol)	165.251	338.847	372.284	688.634
3404900000 Oth artificial waxes & prepared waxes.	586.817	1.036.138	1.220.464	1.988.487
3405100000 Polishes, creams & similar preparat forwear or leather	6.201	15.082	49.650	101.019
3405200000 Polishes,creams & similar prep for themaintenance of wooden furniture	23	2.974	149	7.928
3405300000 Polishes & similar prep for coachwork,other than metal polishes	893	14.773	12.807	36.396
3405401000 Abrasive lapping & honing,in the formof flour,scouring pastes & powder	2.086	3.195	18.041	31.102
3405409000 Oth scouring pastes & powders & otherscouring preparations	40.331	85.944	73.605	180.486
3405901000 Metal polishers	5.010	42.059	34.690	75.268
3405909000 Oth polishes & cream, for footwear,furniture, floors	28.860	62.912	75.112	185.201
3406000000 Candles, tapers & the like.	32.307	106.903	41.566	134.264
3407001000 Modelling pastes, incl those put up forchildrens amusement	41.187	43.072	63.836	88.833
3407002000 Prep known as "dental wax", in sets, inpackings,retail sale or in plates	216	216	4.925	4.925
3407003000 Other preparations for use in dentistry,with a basis of plaster (of calcined	128	155	3.853	4.531
3501100000 Casein	83.624	464.440	636.466	4.146.872
3501901000 Caseinates & other casein derivatives	39.740	39.740	429.870	429.870
3501902000 Casein glues	6	6	176	176
3502110000 Egg albumin - dried	2.217	7.306	4.649	30.343
3502190000 Egg albumin - oth than dried	0	155	0	1.632
3502200000 Milk albumin,incl concentrates of >= 2whey proteins	14.980	58.666	163.282	501.100
3502900000 Oth egg albumin	5	2.753	418	26.448
3503001000 Glues of animal origin	3.490	31.722	30.839	98.855
3503002000 Gelatin in powder form with bloatinglevel a-250 or b-230 or more	45.656	117.656	231.932	363.932
3503009000 Oth gelatin derivatives,isinglass,otherglue of animal origin,excl casein glues	170.461	349.968	771.970	1.659.981
3504000000 Peptones and their derivatives, otherprotein substances and their	236.173	487.701	925.694	1.789.988
3505101000 Dextrins, soluble or roasted starches	1.437.503	2.375.116	922.266	1.594.071
3505109000 Oth dextrins & oth modified starches	5.279.352	8.612.861	3.081.336	6.154.111
3505200000 Glues based on starches/dextrins	306.797	508.916	696.803	1.177.138
3506100000 Prods suitable for use as glues/adhesivefor ret sale as glues/adhesives < 1 kg	152.912	337.674	538.122	1.896.954
3506910000 Adhesives based on polymers of heading39.01 to 39.13 or on rubber	859.373	1.935.552	2.235.178	4.898.030
3506990000 Oth prepared glues & oth preparedadhesives, nes	600.865	1.526.818	2.255.497	6.392.936
3507100000 Rennet & concentrates thereof	302	430	18.770	26.631
3507900000 Oth enzymes; prepared enzymes nes orinclude	191.076	355.796	925.768	1.778.006
3601000000 Propellent powders	0	39	0	1.437
3602000000 Prepared explosive, oth than propellentpowders	112.180	115.221	532.831	777.708
3603001000 Semi-fuses, elemented caps, signal tubes	1	1	927	927
3603002000 Safety fuses or detonating fuses	13.542	13.542	483.243	483.243
3603009000 Oth safety fuses, detonat fuses, percussion detonat caps,igniters,electric dtnt	139.757	198.731	2.237.639	3.550.217
3604100000 Firecrackers and other fireworks	44.801	287.999	29.702	218.390
3604901000 Distress signal equipment	0	305	0	1.273

**I.3. IMPOR MENURUT KOMODITI / IMPORT BY HS COMMODITY**  
**\*\*\* FEBRUARI / FEBRUARY 2009 \*\*\***

H S Uraian Komoditi Commodity Description	Berat Bersih / Net Weight (Kg)		Nilai / Value C.I.F (US\$)	
	Bulan ini Current Month	Kumulatif Cum. Jan. to date	Bulan ini Current Month	Kumulatif Cum. Jan. to date
3604909000 Oth signalling flares, rain rocket, forsignal & oth pyrotechnic articles	31.043	31.043	87.139	87.139
3606100000 Liquid/liquified-gas fuel in containersused for filling or refilling <= 300 cm	78	80	1.740	1.749
3606901000 Solid or semi-solid fuels, solidifiedalcohol & oth similar prepared fuels	0	24	0	1.223
3606902000 Lighter flints	104	199	529	624
3606903000 Oth ferro-cerium & oth pyrophoric alloyin all forms	0	1	0	5
3606904000 Resin torches, firelighters & the like	1.023	1.043	530	626
3606909000 Oth articles of combustible material asspecified note 2 to this chapter.	1.699	1.778	41.889	67.567
3701100000 Photographic plates & film in the flatfor x-ray	61.739	99.693	835.658	1.308.595
3701200000 Instant print film	3	262	576	921
3701300000 Oth plates & film, with any side>255 mmspecially for printing industri	167.607	457.832	934.094	2.312.300
3701990000 Oth plats &film photograp(h(polychrome)specially manuf for printing indust	23.090	92.736	17.866	177.857
3702100000 Film for x-ray	2.135	3.448	64.595	116.315
3702310000 Oth film,without perforat,of width notexceed 105 mm for photograp(polychrome)	0	1.913	0	64.778
3702324000 Instant print film in bands of width >=16 mm & length >=120m	6.637	6.722	20.494	21.866
3702329000 Oth film with silver halide emulsi,of a width < 105 mm	6	6	124	124
3702399000 Oth film without perforations of awidth < 105 mm	0	37	0	1.890
3702433000 Infra red transparent film, width >610 mm, length < 200 m	5.827	5.827	93.375	93.375
3702435000 Film, width > 610mm, length < 200mspecially prepared for medical service	351	5.972	3.275	76.890
3702439000 Oth film of width > 610 mm & length <120 m	4.332	13.551	55.264	164.169
3702443000 Infra red transparent film, 105mm< width < 610mm	4.824	4.824	77.289	77.289
3702445000 Film, 105mm< width<610mm,specially prepared for medical service	3	6.316	66	74.713
3702449000 Oth film, 105mm < width < 610 mm & length < 120m	6.461	20.185	79.803	157.722
3702522000 Film for color photo width<6mm, length>14 m, for cinematography	188	188	16.588	16.588
3702549000 Oth film for color photo16mm<width<35mm,length<30m, oth than for slides	4.191	9.950	10.800	28.006
3702552000 Film for color photo 16mm< width<35mm,length<30m, for cinematography	897	897	73.573	73.573
3702559000 Oth film 16mm< width<35mm, length> 30mfor color photography	0	4.681	0	175.790
3702565000 Film width>35mm,for color photographyspecially prepared for medical service	0	85	0	2.344
3702919000 Oth film oth than for color photowidth < 16mm	84	84	5.409	5.409
3702952000 Film oth than for color photo width >35 mm for cinematography	1.274	1.274	2.524	2.524
3702959000 Oth film oth than for color photography	770	770	11.134	11.134
3703100000 Photographic paper, paperboard&textil,unexposed, rolls,width of 610-1000mm	0	83	0	1.080
3703200000 Oth photograph paper, sensitis, unex-posed for color photography	45.041	94.483	112.037	205.614
3703900000 Oth photograph paper, paperboard & textsensitised, unexposed.	50.308	203.948	180.489	576.630
3704001000 Plate & film for x-ray,unexposed but notdeveloped	1	17	188	975
3704009000 Oth photograph plates,film,paper,paper-board & textiles,expos but not developec	1.697	38.330	2.864	66.961
3705100000 Photograph plates & film, exposed &developed,for offset reproduc	2	22.021	14	15.475
3705901000 Photograph plates & film, exposed &developed,for x-ray	0	2	0	855
3705902000 Microfilms, exposed and developed	766	1.503	4.611	7.735
3705909000 Oth photograph plates & film,expos &developed,oth than cinematographic film	1.823	2.883	24.746	30.636
3706101000 Newsreels,travelogues,technical & scien-tic film exposed&developed,width>=35r	1.226	4.359	90.229	324.973
3706109000 Oth cinematograph film, expos & deve-loped of a width >= 35 mm	28	397	1.498	9.893
3706909000 Oth cinematgrphic film,expos & developwith or not incorporating soundtrack	0	92	0	120
3707100000 Sensitising emulsion,for photo use (oththan varnishes, glues, adhesives),retail	1.257	2.637	15.626	27.635
3707901000 Flashlight materials, unmixed prods forphotog uses,put up in measur portions	23	23	149	149
3707909000 Oth chemical prep for photographic uses,put in measur portions, ready for use	322.637	574.275	1.193.594	1.952.835
3801100000 Artificial graphit,in the form of pasteblocks,plates or oth semimanufacts	30.724	94.338	123.451	428.304
3801200000 Colloidal/semi-colloidal graphite, inpastes,blocks,plates or oth semimanufac	363	873	4.530	15.780
3801300000 Carbonaceous pastes for electrodes &similar paste & for furnace linings	1.006.700	1.525.412	762.362	1.389.328
3801900000 Oth artificial graphit;colloidal or semigraphite,pastes, blocks or plates	46.831	54.981	148.627	207.303
3802100000 Activated carbon, including spentanimal black	169.066	414.189	397.528	797.011
3802902000 Activated clays & activated earth, incspent animal black	2.808	47.616	3.690	24.766
3802909000 Oth activat natural mineral prod,animalblack include spent animal black	558.975	1.089.534	206.088	602.068
3803000000 Tall oil, whether or not refined.	210	58.556	1.117	100.698
3804001000 Concentrated sulphite lye	2.453	5.058	9.129	21.041
3804009000 Oth residual lyes from woodpulp with ormot concentrat,desugar or chemical treat	53.113	373.460	94.703	1.001.318
3805100000 Gum, wood or sulphate turpentine oils	8.331	19.307	12.121	27.502
3805900000 Oth terpenic oil produc by the distillat of coniferous wood & oth crude paracy	64.417	132.827	133.394	308.022
3806100000 Rosin & resin acids	83.804	94.490	187.911	212.000
3806200000 Salt of rosin,of resin acid, of drv orresin acid,oth than salt of rosin addict	5.000	5.075	17.500	18.518
3806301000 Ester gums - in blocks	0	250	0	2.926
3806309000 Ester gums - in oth forms	98.083	174.976	162.155	259.866
3806909000 Oth derivates rosin & resin acidsthereof	41.876	143.059	100.405	275.707
3807000000 Wood creosote	17.206	18.006	47.135	50.348
3808501100 Intermediate preparations for themanufacture of insecticides,subhd note 1	79.731	318.998	738.624	2.347.738
3808501200 Insectisides in the form of mosquitocoils/mosquito coil powder, subhd note 1	9.468	14.033	38.900	52.963
3808501900 Insecticides, in oth form, subhd note 1	94.322	209.030	415.391	691.284
3808502000 Fungicides, subhd note 1	153.194	373.781	577.574	1.876.250
3808503000 Herbicides, anti-sprouting products andplant-growth regulators, subhd note 1	189.927	389.773	1.384.780	2.203.048
3808504000 Disinfectants, subhd note 1	8.630	15.054	32.766	74.923
3808509100 Wood preserv, being prep oth than surface coat,cont insect/fungi subhd note 1	0	3.543	0	12.025
3808509900 Oth disinfect,smlar product,put up inform/pack for retl sale, subhd 1	12.125	14.361	104.580	153.805
3808911000 Intermediate preparation for the mnfactof insecticides, not subhd note 1	4.815	141.441	414.057	2.334.711
3808912000 Insectiside in the form of mosquito coil/mosquito coil powder, not subhd note 1	0	27.599	0	55.274



**I.3. IMPOR MENURUT KOMODITI / IMPORT BY HS COMMODITY**  
**\*\*\* FEBRUARI / FEBRUARY 2009 \*\*\***

H S Uraian Komoditi Commodity Description	Berat Bersih / Net Weight (Kg)		Nilai / Value C.I.F (US\$)	
	Bulan ini Current Month	Kumulatif Cum.Jan. to date	Bulan ini Current Month	Kumulatif Cum.Jan. to date
3808919000 Insecticides, in oth form, not subhdnote 1	193.171	289.884	1.218.223	2.195.560
3808920000 Fungicides, not subhd note 1	539.397	728.445	3.018.780	3.975.367
3808930000 Herbicides, anti-sprouting products andplant-growth regulator, not subhd note 1	651.649	1.109.335	1.600.582	2.516.479
3808940000 Disinfectants, not subhd note 1	15.103	27.094	36.626	99.311
3808991000 Wood preserv,being prep oth than surface coat,cont insect/fungi not subhd note	0	25	0	3.000
3808999000 Oth disinfect,smlar product, put up inform/pack for retl sale,not subhd note 1	4.750	12.041	56.514	88.344
3809100000 Oth finish agent,dye carriers to accelewith a basis of amylaceous substances	103.676	261.041	247.509	420.298
3809910000 Oth finish agent,dye carriers to accelekind used in the textile or like indust	734.237	1.651.778	1.784.529	3.832.368
3809920000 Oth finish agent,dye carriers to accelekind used in the paper or like indust	1.001.283	1.894.606	1.989.679	3.579.813
3809930000 Oth finish agent,dye carriers to accelekind used in the leather or like indust	147.634	417.518	405.322	1.032.141
3810100000 Pickling prep for metal surfac,soldering, brazing, welding powders	359.448	1.087.151	885.724	2.717.146
3810900000 Other prep of a kind used as cores orcoating for weld electrodes or rods	662.452	996.355	1.979.981	2.782.370
3811100000 Anti-knock preparation, based on leadbased on lead compound	0	1.217	0	6.565
3811190000 Oth anti-knock preparations	98.248	149.877	288.334	531.850
3811211000 Additive for lubricat oils,cont petroliol & oil obtain from bitumin,retail	4.703	14.918	13.411	33.974
3811219000 Additive for lubricat oils,cont petroliol & oil obtain from bitumin,not retail	4.636.190	8.489.160	15.909.258	28.464.946
3811290000 Oth additive for lubricat oils,contpetrol oil & oil obtain from otmn minera	364.174	527.043	1.128.923	1.661.252
3811901000 Anti knock prep., rust preventativ& corrosion inhibitors	118.625	183.046	622.248	936.721
3811909000 Oth anti-knock prep.,for mineral oilliquid used as mineral oils	214.461	578.667	873.402	2.309.839
3812100000 Prepared rubber accelerators	426.635	770.606	962.224	2.049.101
3812200000 Compound plasticisers for rubber orplastics	183.356	278.119	395.119	594.589
3812301000 White carbon	43.675	124.977	85.463	272.781
3812309000 Oth anti oxidising prep & oth compoundstabilisers for rubber or plastics	824.808	1.681.238	2.156.321	4.298.547
3813000000 Prep. & charge for fire-extinguishercharged fire-extinguishing grenades	39.597	246.977	140.474	324.620
3814000000 Organic composite solvents & thinners,prepared paint or varnish removers	442.337	887.137	1.357.368	2.614.844
3815110000 Supported catalyst,with nickel/nickelcompounds as the active substance	48.257	76.858	432.061	711.019
3815120000 Supported catalyst, with precious metalcompounds as the active substance	719	19.455	8.655	188.039
3815190000 Oth supported catalysts	565.886	1.339.022	2.640.088	6.886.500
3815900000 Oth reaction initiators,reaction accelerators catalytic prep,nes or incld	670.877	2.112.549	2.484.257	8.459.115
3816001000 Refractory cements, mortars, concretes	499.657	1.315.758	468.226	807.673
3816009000 Oth refractory cements, mortars, concret	700.846	1.295.068	380.201	930.905
3817000000 Mixed alkylbenzenes & mixed alkylnaphthalanes oth than head 2707 or 2902	1.002.090	3.102.158	2.235.255	6.975.269
3818000000 Wafers/discs with silicon content	6.945	16.252	201.620	389.752
3819000000 Hyd brake fluids&oth for hyd trnsmssionwhether or not cont<70% weight of petrll	162.962	255.186	436.938	710.274
3820000000 Anti-freezing preparations & preparedand prepared de-icing fluids	3.553	23.796	16.442	87.213
3821001000 Prepared culture media for development	8.961	19.044	165.432	326.800
3821009000 Oth prepared culture media fordevelopment	764	11.484	47.002	134.774
3822001000 Plate,sheet,filn, foil&strip of plasticimpreghtd/coated with diag. reagents	10.166	12.474	276.944	552.024
3822002000 Paperboard,cellulose wadding&web fibreimpreghtd/coated with diag. reagents	2.647	18.034	108.190	230.569
3822003000 Sterilisation indicator strips & tapesoth thn heading 3002 or 3006	179	1.017	21.283	26.708
3822009000 Oth diagnostic/lab reagents & preparedwhether or not head 30.02 or 30.06	122.454	258.084	2.239.760	4.084.125
3823110000 Stearic acids	80.649	399.049	85.197	497.871
3823120000 Oleic acids	32.414	32.414	34.921	34.921
3823130000 Tall oils fatty acids	70.679	282.568	68.805	280.027
3823191000 Acids oil from refining	713	995	7.737	10.670
3823199000 Oth industrial monocarboxylic fatty acid	95.401	334.848	450.823	1.134.259
3823701000 Industry fatty alcohols in the formof wax	0	166	0	228
3823709000 Oth industry fatty alcohols in the formof wax	482.140	2.124.101	450.225	2.089.603
3824100000 Prepared binders for foundry mouldsor core	140.360	204.515	133.174	289.582
3824300000 Non-agglomerated metal carbides mixedtogether with metallic binders	292	292	23.899	23.899
3824400000 Prepared additives for cements, mortaror concretes	1.277.940	2.546.727	3.435.437	7.299.263
3824500000 Non-refractory mortars & concretes	38.633	76.128	18.071	24.853
3824600000 Sorbitol oth than that ofsubheading 2905.44	154	31.219	1.411	22.202
3824770000 Mix cont halogenated, drv methane,ethanecont bromomethane or bromochlororr	3	9	525	1.975
3824780000 Mix cont halogenated, drv methane,ethanecont PFC or HCFC but not CFC or HC	32.510	32.510	37.998	37.998
3824790000 Other mix cont halogenated, drv methane,ethane	73.268	93.394	185.142	251.955
3824810000 Mix & preparation containing oxirane(ethylene oxide)	200	200	2.613	2.613
3824820000 Mix & preparation containing pbbs, PCBs, PCTs	0	6	0	1.399
3824830000 Mixtures & preparation containingtris(2,3-dibromopropyl) phosphat	1	1	43	43
3824901000 Ink removers, stencil correctors&oth,corrector fluids in package	33.549	73.397	179.160	418.241
3824902000 Mixtures of chemical, of a kind used inmanufactured of foodstuff	169.085	311.101	605.495	1.087.256
3824903000 Copying pastes with a basis of gelatinpresented in bulk/ready to use	0	1	0	82
3824904000 Composite inorganic solvents	310	31.869	3.822	173.563
3824905000 Acetone oil	1.035	2.248	13.477	84.663
3824906000 Preparations/mixtures cont monosodiumglutamate	1.053	23.451	21.231	164.316
3824909000 Oth prods & preparations cont cfc-11,12,115, and halon	2.190.565	5.199.627	6.051.742	13.762.786
3825900000 Oth residual prods of the chemical/allied industry	0	2	0	100
3901103000 Polyethylene < 0,94 in liquids orpastes	137.141	173.372	171.131	223.731
3901109010 Polymers of ethylene, in granule form	12.877.663	25.646.869	11.885.538	23.149.349
3901109090 Polymers of ethylene other form	1.913.035	3.989.389	1.831.899	3.747.932
3901200000 Polyethylene having a specific gravity0.94 or more	9.329.450	16.867.650	9.364.447	15.989.566
3901303000 Ethylene-vinyl acetate copolymersin liquid or pastes	959.415	1.800.787	954.515	1.890.754
3901309000 Ethylene-vinyl acetate copolymersin other form	1.769.304	3.284.811	3.198.756	5.651.972

**I.3. IMPOR MENURUT KOMODITI / IMPORT BY HS COMMODITY**  
**\*\*\* FEBRUARI / FEBRUARY 2009 \*\*\***

H S Uraian Komoditi Commodity Description	Berat Bersih / Net Weight (Kg)		Nilai / Value C.I.F (US\$)	
	Bulan ini Current Month	Kumulatif Cum.Jan. to date	Bulan ini Current Month	Kumulatif Cum.Jan. to date
3901903000 Oth polymers of ethylene in liquidor pastes	25.488	59.040	99.829	263.196
3901909000 Oth polymers of ethylene in other form	3.732.012	7.955.733	4.172.286	8.306.234
3902101000 Polypropylene in powder form	32.307	78.009	37.935	79.003
3902102000 Polypropylene in granule form	16.299.318	30.593.059	14.291.394	26.042.823
3902109000 Polypropylene in other form	1.040.918	4.216.173	986.544	3.529.102
3902203000 Polysobutylene liquids/pastes	164.119	209.240	236.323	381.923
3902209000 Polysobutylene in oth forms	166.257	286.301	259.808	471.340
3902303000 Propylene copolymers in liquidor pastes	191.808	357.529	203.745	413.435
3902309010 Propylene copolymers in granule form	8.328.116	15.439.536	8.209.916	14.896.333
3902309090 Propylene copolymers in other form	679.542	1.333.742	661.788	1.338.542
3902903000 Oth polymers of propylene in liquidor pastes	17.221	21.185	16.561	59.168
3902909000 Oth polymers of propylene in other form	553.749	1.021.724	1.043.402	1.871.083
3903110000 Expansible polymers of styrene	909.192	1.843.096	1.055.439	2.315.213
3903190000 Other polymers of styrene	2.415.912	4.986.880	2.782.470	5.662.012
3903203000 Styrene-acrylonitrile (SAN) copolymersin aquaeous dispersion	134.024	275.628	194.645	357.522
3903209000 Oth styrene-acrylonitrile (SAN)copolymers	499.530	915.522	623.016	1.232.048
3903303000 Acrylonitrile-butadiene-styrene (ABS)copolymers in aquaeons dispersion	340.771	773.486	705.261	1.599.299
3903309000 Acrylonitrile-butadiene-styrenecopolymers in other form	2.988.002	6.193.131	5.211.240	10.793.023
3903903000 Oth polymers of styrenein aquaeons dispersion	42.798	65.734	91.566	153.953
3903909000 Oth polymers of styrenein other form	171.793	316.264	396.363	676.742
3904101000 PVC homopolymers, suspension tytenot mixed with oth substances	15.000	35.000	13.500	43.837
3904109000 PVC in other form	2.680.989	5.604.456	2.384.216	5.173.470
3904210000 Oth poly(vinyl chloride) non plasticised	59.415	174.544	55.755	161.415
3904220000 Oth poly(vinyl chloride) plasticised	214.570	821.764	197.489	690.576
3904300000 Vinyl chloride-vinyl acetate copolymers	95.647	150.630	266.545	381.398
3904400000 Other vinyl chloride copolymers	75.206	109.253	277.372	413.731
3904509000 Vinylidene chloride polymersin other form	41.720	58.596	57.666	143.584
3904610000 Fluoro-polymerspolytetrafluoroethylene	2.745	17.884	34.784	96.313
3904693000 Fluoro-polymers polytetrafluoroethylenedispersions	1.200	1.200	5.657	5.657
3904699000 Oth fluoro-polymers in other form	1.200	18.200	35.344	113.419
3904909000 Oth polymers vinyl chloride in oth forms	3.950	22.763	37.978	106.049
3905120000 Poly(vinyl acetate) in aqueousdispersions	253.852	423.263	268.168	458.775
3905190000 Other poly(vinyl acetate)	11.165	96.408	99.764	272.096
3905210000 Vinyl acetate copolymers in aqueousdispersions	363.519	637.045	406.449	733.217
3905290000 Other vinyl acetate copolymers	71.705	95.704	167.939	237.017
3905301000 Poly (vinyl alcohol) in aqueousdispersions	45.254	45.901	155.145	158.196
3905309000 Poly (vinyl alcohol)in other form	636.313	1.133.549	1.650.145	3.064.277
3905910000 Copolymers of vinyl acetate or of othervinylester	19.347	60.425	196.649	644.889
3905990000 Oth polymer of vinyl acetate/oth vinylesters;oth vinyl polymers; primary form	28.002	57.495	398.213	662.966
3906101000 Poly(methyl methacrylate) in aquaeousdispersions	52.611	116.532	126.206	248.235
3906109000 Oth poly(methyl methacrylate)in other form	437.376	719.652	1.090.554	1.805.663
3906901100 Oth acrylic copolymers in aquaeousdispersions	219.650	493.880	348.723	792.414
3906901900 Oth acrylic copolymers in other forms	697.270	1.148.806	1.638.510	2.774.236
3906909100 Oth acrylic polymers in aquaeousdispersions	134.916	351.104	297.041	680.097
3906909900 Oth acrylic polymers in other forms	1.374.445	2.937.776	3.652.137	7.948.169
3907100000 Polyacetals	255.527	515.026	684.405	1.315.157
3907200000 Other polyethers	1.347.594	2.436.059	2.594.091	5.188.482
3907302000 Epoxide resins based powder coating	45.282	97.208	301.836	484.826
3907303000 Epoxide resins in liquids/pastes	933.355	1.568.792	1.709.048	3.352.422
3907309000 Epoxide resins in oth form	700.223	1.486.511	2.099.573	4.743.703
3907400000 Polycarbonates	1.730.731	2.439.675	4.534.598	6.692.673
3907500000 Alkyd resins	28.137	67.638	84.272	140.200
3907601000 Poly(ethylene terephthalate) in aqueousdispersions	38.142	41.969	73.703	97.741
3907609000 Poly(ethylene terephthalate) in oth form	3.459.662	6.990.343	3.083.907	6.590.384
3907700000 Poly(lactic acid)	16.568	16.577	32.930	33.101
3907912000 Oth polyesters unsaturated in chip form	0	1.263	0	8.343
3907919000 Oth polyesters unsaturated in oth form	226.507	613.910	548.519	1.215.889
3907994000 Oth polyester saturated based powdercoating	67.137	164.115	71.305	375.689
3907999000 Oth polyesters saturated in oth form	1.950.601	3.162.971	2.553.627	4.071.893
3908101000 Polyamides in primary forms, polyamide-6	2.939.492	5.465.456	6.641.795	13.816.305
3908109000 Oth polymde-6,-11,-12,-6,6,-6,9,-6,10	645.620	1.734.583	1.319.597	3.242.443
3908900000 Other polyamides	170.498	254.342	578.013	837.321
3909101000 Urea resins, thiourea resin in mouldingcompound	221.397	270.933	405.441	507.254
3909109000 Other urea resins	149.228	709.120	242.899	644.497
3909201000 Melamine resins in moulding compound	278.130	441.542	518.563	936.593
3909209000 Other melamine resins	169.686	380.310	292.645	443.423
3909301000 Oth amino-resins in moulding compound	155.675	226.134	184.982	287.911
3909309000 Oth amino-resins, oth thn mouldingcompound	190.345	608.167	366.063	1.538.284
3909401000 Phenolic resins in moulding compound	35.758	69.905	120.381	263.581
3909409000 Other phenolic resins	461.032	1.082.823	851.555	2.298.978
3909500000 Polyurethanes	1.001.170	1.829.511	3.056.012	5.926.994
3910002000 Silicones in dispersions or in the formof solutions	340.089	558.499	1.559.104	2.474.525
3910009000 Silicones in oth forms	217.594	476.107	1.030.087	2.103.301

**I.3. IMPOR MENURUT KOMODITI / IMPORT BY HS COMMODITY**  
**\*\*\* FEBRUARI / FEBRUARY 2009 \*\*\***

H S Uraian Komoditi Commodity Description	Berat Bersih / Net Weight (Kg)		Nilai / Value C.I.F (US\$)	
	Bulan ini Current Month	Kumulatif Cum.Jan. to date	Bulan ini Current Month	Kumulatif Cum.Jan. to date
3911101000 Petroleum,coumarone,indene/coumaroneinde in liquid or pastes	73.661	271.959	123.349	333.814
3911109000 Petroleum, coumarone, indene/coumaroneindene in oth form	603.714	1.937.776	1.131.847	3.361.536
3911900000 Oth petroleum, coumarone, indene/coumaroneindene in oth form	289.694	730.589	1.001.878	2.283.889
3912110000 Cellulose acetates non-plasticised	845	845	51.673	51.673
3912120000 Cellulose acetates plasticised	15.229	15.733	41.911	44.704
3912201100 Water-based semi-finished nitrocellulosecellulose nitrates non plasticised	0	121	0	775
3912201900 Oth cellulose nitrates non plasticised	19.600	281.857	39.375	614.611
3912310000 Carboxymethylcellulose & its salts	337.969	925.734	940.671	2.582.336
3912390000 Oth cellulose ethers	178.833	362.394	1.048.089	2.279.025
3912902090 Other regenerated cellulose	9.840	130.344	50.990	663.369
3912909000 Oth cellulose in other form	87.446	171.080	289.003	823.845
3913100000 Alginic acid, its salts & esters	19.745	35.136	215.517	318.638
3913900000 Oth natural polymers & its modified, inprimary form	314.993	376.077	1.195.694	1.615.887
3914001000 Ion-exchangers based on plymrs of headof a kind used	6.357	217.614	18.763	502.511
3914009000 Oth ion-exchangers based on plymrs ofhead of a kind used	203.334	290.146	746.869	895.242
3915909000 Waste, parings & scrap, of other plastic	145.754	388.667	59.557	202.892
3916101000 Monofilament of polymers of ethylenechloride	108	851	1.467	8.887
3916102000 Monofilament of polymers of ethylenersods, sticks and profile shapes	20	325	190	6.091
3916201000 Monofilament of polymers of vinylchloride	16.285	26.829	59.369	107.560
3916202000 Monofilament of polymers of vinylrods, sticks and profile shapes	17.264	53.002	49.340	122.087
3916904000 Monofilament of other plasticsof hardened proteins	2.602	6.144	29.280	56.621
3916909000 Oth monofilament of other plastics	19.983	75.701	131.119	530.757
3917101000 Artificial guts (sausage casings) ofhardened proteins	6.865	11.467	204.638	338.186
3917109000 Artificial guts (sausage casings) ofcellulosic materials	44.586	91.251	324.516	655.471
3917210000 Tube,pipe,hose,fitting therefor ofplastic of polymers of ethylene	38.540	87.915	65.155	118.203
3917220000 Tube,pipe,hose,fitting therefor ofplastic of polymers of propylene	7.022	12.811	36.666	77.568
3917230000 Tube,pipe,hose,fitting therefor ofplastic of polymers of vinyl chloride	28.500	183.725	133.317	1.755.115
3917290000 Tube,pipe,hose,fitting therefor ofplastic of other plastics	139.073	229.533	433.095	703.150
3917310000 Flexible tubes, pipes and hoses havea minimum burst pressure of 27.6 mpa	71.282	110.997	378.813	528.931
3917321000 Sausage & ham casings, without fittingsof plastics	3.612	4.545	91.747	103.316
3917329000 Oth unflexible tubes, pipes & hoses, notreinforced, without fittings	94.246	158.886	251.124	525.218
3917330000 Oth, not reinforced/otherwise combinedwith oth materials/fittings of 3917.30	148	3.179	4.419	32.686
3917390000 Oth tubes, pipes and hoses	264.538	339.293	752.855	1.139.066
3917400000 Fittings of plastics	163.266	305.718	728.624	1.325.296
3918101100 Tiles of polymers of vinyl chloride	168	75.964	1.258	12.447
3918101900 Oth floor covering of polymers of vinylchloride	1.199.682	1.776.516	714.757	1.138.688
3918109000 Wall or ceiling coverings of polymers ofvinyl chloride	681.094	1.324.709	445.593	722.972
3918901100 Tiles, of polyethylene	42.965	59.622	100.747	130.120
3918901300 Oth floor coverings of polyethylene	60.362	229.465	65.251	198.475
3918901900 Oth floor coverings of oth plastics	24.443	34.095	31.759	37.936
3918909100 Wall or ceiling covering of polyethylene	302.895	601.045	656.812	1.012.531
3918909900 Wall or ceiling coverings of oth plastic	37.698	86.516	121.137	223.432
3919101000 Tape in roll,width=<20cm,of polymers of vinyl chloride	16.371	98.797	151.914	619.970
3919102100 Tape in roll,width=<20cm,of polyethyleneused in mnfctre of telephonc/elect wire	33.519	69.347	55.067	268.356
3919102900 Tape in roll,width=<20cm,of polyethyleneused for other	117.479	245.071	518.087	1.290.578
3919109000 Oth self-adhesive plate, sheet,film,inroll, width =<20 cm, of oth plastics	266.545	594.459	1.446.489	3.106.585
3919901000 Oth self-adhesive plates, sheets, film,foil, tape of polymers of vinyl chloride	60.301	117.514	895.773	1.198.629
3919909000 Oth self-adhesive plates, sheets, film,foil, tape, strip of plastics	1.170.596	2.301.828	3.054.884	5.720.672
3920100000 Oth tape of polymer of ethylene,not formfg of telephonic/electric wire	1.221.339	2.888.224	2.657.099	6.437.004
3920200010 Bopp film, of polymers of propylene	833.451	1.956.899	1.192.870	2.776.888
3920200090 Oth tape of polymer of propyleneused as an adhesive by melting	971.008	1.719.713	1.360.796	2.572.836
3920301000 Polymers of styrene used as an adhesiveby melting	1.827	85.986	2.552	77.341
3920309000 Polymers of styrene not used asan adhesive by melting	19.963	128.979	29.243	131.008
3920430000 PVC tape weight >6% of plasticiser usedot than mfg of telephonic/electric wire	73.595	314.141	392.953	927.930
3920490000 Other of polymers of vinyl chloride	654.132	1.570.740	1.120.116	2.554.863
3920510000 Oth plate,sheet,film,foilorstrip of acrypolymers of methyl methacrylate	33	127	86	309
3920590000 Oth plates,sheets,film,foil & strip othacrylic polimer of methyl methacrylate	14.320	33.232	110.393	185.898
3920610000 Film, of polycarbonates	290.543	600.653	940.413	1.927.886
3920621000 Film, of poly(ethylene terephthalate)used as an adhesive by melting	494.471	799.550	1.123.668	1.854.024
3920629000 Oth plate,sheet,foil & strip of poly-(ethylene terephthalate)	72.931	128.864	189.440	553.853
3920630000 Tapes, of unsaturated polyesters,	13	9.263	341	14.499
3920690000 Tapes, of oth polyesters, used as anadhesive by melting	450.965	903.525	920.468	2.091.918
3920711000 Cellophane film	8.561	8.561	42.803	42.803
3920712000 Viscose tear-off ribbon, foil	21.370	21.578	106.871	109.019
3920719000 Oth plate,sheet & strip of regeneratedcellulose usedoth than adhesive by melti	5	582	250	1.093
3920730000 Cellulose acetate, plasticized, usedas an adhesive by melting	0	898	0	3.276
3920790000 Plate,sheet,foil & strip of oth celluloderivatives	41	41	6.061	6.061
3920911000 Film of poly(vinyl butyral),thickness0.38-0.76mm width <= 2m	58.744	130.288	187.988	588.504
3920919000 Oth film of poly(vinyl butyral),plate,	76.775	172.610	176.917	632.624
3920921000 Plate,sheet,foil & strip of nylon 6of polyamides	1.329	1.537	41.641	43.776
3920929000 Plate,sheet,foil & strip of othpolyamides	42.862	65.226	148.284	229.528
3920941000 Phenol formaldehyde (bakelite) sheets	50.683	64.519	119.020	169.185
3920949000 Oth plate,sheet,foil & strip of phenolicresins	40	2.932	989	5.966

**I.3. IMPOR MENURUT KOMODITI / IMPORT BY HS COMMODITY**  
**\*\*\* FEBRUARI / FEBRUARY 2009 \*\*\***

H S Uraian Komoditi Commodity Description	Berat Bersih / Net Weight (Kg)		Nilai / Value C.I.F (US\$)	
	Bulan ini Current Month	Kumulatif Cum.Jan. to date	Bulan ini Current Month	Kumulatif Cum.Jan. to date
3920990010 Corrugated sheets & plates, of otherplastics	96.942	112.928	341.962	374.795
3920990090 Oth plate,sheet,foil & strip of otherplastics	112.467	304.525	743.984	1.093.582
3921111000 Plates & sheets, cellular, of polymersof styrene	63.380	230.311	45.184	250.164
3921119000 Film, foil& oth strip, cellular, ofoth than plate and sheet	21.988	91.261	60.508	238.131
3921120000 Tapes of PVC,in plates & sheets formused as mfg telepn/elect.wire	636.070	1.364.842	681.915	1.389.651
3921130000 Plates & sheets of polyurethanes	64.320	110.979	274.576	587.223
3921141000 Plates and sheets of regeneratedcellulose	0	6.762	0	1.600
3921149000 Film,foil & oth strip of regeneratedcellulose used in mfg telepn/elect.wir	25.443	26.160	50.693	58.724
3921191000 Tapes in plate & sheet,of oth plastics	677.479	861.455	653.053	830.965
3921199000 Tapes in oth form,used in the oth thanmfg of telephonic/electric wire	636.598	1.476.092	1.715.410	2.465.662
3921902000 Plates & sheets, not cellular plateand sheet	98.593	316.181	316.299	697.259
3921909000 Film,foil & oth strip, not cellularoth than plate and sheet	464.250	945.815	1.021.900	2.156.080
3922100000 Baths, shower-baths, sinks & washbasins	65.223	135.220	155.201	553.631
3922201000 Lavatory covers of plastic	13.367	42.229	69.071	199.746
3922202000 Lavatory seats, of plastics	3.347	6.004	5.243	9.616
3922901100 Parts of flushing cisterns, of plastics	5.715	13.153	32.549	61.299
3922901900 Flushing water closets (lavatory pans)and urinals	9.002	12.450	62.724	71.793
3922909000 Similar sanitary ware, of plastics	58.782	156.658	118.533	282.161
3923100000 Boxes used for cinematographic films,tape and disks	349.026	1.148.431	994.416	3.758.502
3923211000 Aseptic bag of polymers of ethylene withaluminium foil in forcing material	111.318	191.173	265.802	766.339
3923219000 Oth sacks & bags, of polymers ofethylene	648.824	935.953	1.884.379	2.662.158
3923290000 Oth articles for the conveyance or packing of goods of oth plastics	477.172	955.256	2.210.184	3.976.177
3923301000 Toothpaste tubes container, of plastic	4.913	6.918	15.839	38.680
3923309000 Carboys, bottles, flasks & similararticle, not toothpaste tube container	588.649	966.649	2.108.640	3.893.922
3923400000 Spool,cop,bobbin & similar support	64.930	131.989	458.024	874.571
3923500000 Stoppers, lids, caps and other closures	268.949	525.652	1.587.859	3.162.743
3923900000 Oth articles for the conveyance/packinggoods of plastics	320.335	659.712	1.273.973	2.676.329
3924100000 Tableware & kitchenware	329.691	743.261	973.180	2.592.129
3924901000 Bed pans, urinals (portable type) &chamber pots	7.298	11.469	17.320	37.080
3924909000 Oth household & toilet articles, ofplastics	185.643	371.403	683.627	1.283.471
3925100000 Reservoirs,tanks,vats & similar contain.capacity <= 300l	18.409	78.881	26.355	223.954
3925200000 Doors,windows & their frames & threshold for doors	100.854	196.734	83.405	166.209
3925300000 Shutters,blinds (includ venetian blinds)and similar articles and parts	58.474	124.478	122.824	231.235
3925900000 Oth builders ware of plastics, not elsewhere specified	61.783	306.648	152.614	595.071
3926100000 Office or school supplies of plastics	153.393	296.803	321.545	639.600
3926206000 Articles of apparel used for protectionof plastics	42.275	80.013	429.242	632.252
3926209000 Oth articles of plastics, including belt	389.607	1.047.563	5.566.124	7.172.890
3926300000 Fittings for furniture, coachworkor the like	40.529	81.652	476.007	759.674
3926400000 Statuettes & othornamental articles	16.878	60.312	45.523	177.536
3926901000 Floats for fishing nets, of plastics	77.655	167.105	639.225	1.578.069
3926902000 Fan & handscren, frame & handlethereof and parts	6.697	33.602	44.496	86.152
3926903200 Plastic moulds with denture prints	1	1.515	1	106.148
3926903900 Oth hygienic, medical & surgical	87.465	109.172	232.859	350.369
3926904100 Police shields, of plastics	1	1	138	138
3926904200 Protective mask & similar article forused in welding & similar works	10.872	19.403	60.436	112.308
3926904400 Life saving cushions for protection ofpersons falling from heght	10	517	730	1.380
3926904500 Reflected light nails, of plastics	4.357	4.509	81.624	83.612
3926904900 Oth safety & protective devices,	28.799	69.556	115.946	237.286
3926905300 Transmission or conveyor belts or beltin	33.064	76.805	393.383	812.231
3926905500 Plastic j-hooks & bunch blocks fordetonator	596	4.996	5.876	54.987
3926905900 Oth industrial articles, of plastics	193.967	518.003	1.145.819	3.362.339
3926906000 Nipple former,breastshell,nipple shield,hand expression funnel	9	9	352	352
3926907000 Corset busks & similar supports forarticles of appared or clothing accessor	27.346	40.613	194.648	513.502
3926908000 Cards for jewelleryorsmall objects ofpersonal adornment	47.701	81.288	80.809	151.433
3926909000 Oth articles of plastics & othmaterial	1.034.310	3.134.735	4.499.298	10.224.447
4001101100 Natural rubber latex,cont ammonia >=0.5% catrige concentrate	422.735	744.492	459.262	869.723
4001101900 Natural rubber latex,cont ammonia >=0.5% processed by other methods	0	16.400	0	18.696
4001102100 Natural rubber latex,cont ammonia <0.5% centrifuge concentrate	0	1	0	1
4001102900 Natural rubber latex,cont ammonia <0.5% processed by other methods	20.406	43.456	32.255	88.565
4001211000 Natural rubber in smoked sheets,rss grade 1	0	20.000	0	27.600
4001212000 Natural rubber in smoked sheets,rss grade 2	0	153	0	3.151
4001219000 Natural rubber in oth forms	0	20.161	0	28.065
4001221000 Tsnr, standard indonesian rubberSIR 3 cv	0	111.800	0	145.792
4001229000 Oth tehnicly specified naturalrubber (TSNR)	16.421	29.904	51.529	91.939
4001291000 Air-dried sheet,oth natural rubberin other form	0	2.312	0	4.223
4001301900 Jelutong in oth forms	0	7.604	0	26.238
4001309900 Oth balata,gutta-percha,guayule,chiclesimilar, in other form	34.125	90.575	70.599	187.503
400210000 Styrene-butadiene rubber (SBR), inlatex form	861.015	1.193.145	1.207.120	1.608.263
4002190000 Carboxylated styrene-butadiene rubber(SBR) in other form	4.609.128	8.596.376	6.905.717	16.239.149
4002200000 Butadiene rubber (BR)	4.106.308	6.152.115	6.946.703	12.697.948
4002310000 Isobutene-isoprene (butyl) rubber (IIR)	439.260	786.399	1.457.063	2.780.759
4002390000 Halo isobutane-isoprene rubber(CIIR of BIIR)	199.124	335.037	799.392	1.223.727
4002410000 Chloroprene (chlorobutadiene) rubberin latex form	90.000	256.464	162.000	477.360

**I.3. IMPOR MENURUT KOMODITI / IMPORT BY HS COMMODITY**  
**\*\*\* FEBRUARI / FEBRUARY 2009 \*\*\***

H S Uraian Komoditi Commodity Description	Berat Bersih / Net Weight (Kg)		Nilai / Value C.I.F (US\$)	
	Bulan ini Current Month	Kumulatif Cum. Jan. to date	Bulan ini Current Month	Kumulatif Cum. Jan. to date
4002490000 Chloroprene (chlorobutadiene) rubber in other form	174.215	395.789	732.314	1.669.142
4002510000 Acrylonitrile-butadiene rubber (NBR), in latex form	114.844	380.088	121.239	470.607
4002590000 Acrylonitrile-butadiene rubber (NBR), in other form	289.712	382.533	554.865	826.826
4002601000 Isoprene rubber (IR) in primary forms	20.160	20.160	60.480	60.480
4002609000 Isoprene rubber (IR) in other forms	0	136.612	0	325.646
4002700000 Ethylene-propylene-non-conjugated diene rubber (EPDM)	208.323	390.738	661.534	1.307.478
4002801000 Mixture of natural rubber latex with synthetic rubber latex	9.923	9.923	14.424	14.424
4002809000 Oth mixture of natural rubber latex with synthetic rubber latex	6.540	25.764	10.958	161.001
4002911000 Oth synthetic rubber latex & factice derived from oils of poly graft natural	298.239	418.979	340.195	553.060
4002991000 Oth synthetic rubber & factice derived from oils in oth form	59.100	146.294	220.975	493.202
4002999000 Oth synthetic rubber latex & factice derived from oils	30.124	88.815	102.055	254.759
4003000000 Reclaimed rubber in primary forms in plates, sheets or strips	695.453	1.463.107	282.046	591.107
4004000000 Waste, paring & scrap of rubber (oth hard rubbers)	203.710	402.743	107.050	264.916
4005100000 Compounded rubber with carbon black silica, unvulcanised	80.644	192.281	409.836	966.376
4005200000 Compounded rubber with solutions, oth subheading 4005.10	79.991	170.351	74.919	171.247
4005910000 Compounded rubber, unvulcanised, in plates, sheets, & strip	278.939	637.210	316.007	561.916
4005990000 Compounded rubber, unvulcanised, in oth form	98.098	710.099	184.142	656.970
4006100000 "camel-back" strips for retreading rubber tyres, unvulcanised	46.642	119.447	28.493	124.578
4006900000 Oth forms & articles of unvulcanised rubbers	440.895	604.069	926.789	1.193.372
4007000000 Vulcanised rubber thread & cord.	156.247	260.394	488.221	768.503
4008110000 Plates, sheets, & strip of cellular rubber	74.680	182.695	250.246	649.008
4008190000 Oth forms of cellular rubber	485.427	579.747	284.328	503.401
4008210000 Plates, sheets & strip of non-cellular rubber	37.748	73.592	333.096	575.763
4008290000 Oth forms of non-cellular rubber	17.882	73.627	78.245	243.605
4009110000 Tube, pipe & hose, not reinforced/other material without fitting	163.141	419.482	1.650.597	3.085.237
4009120000 Tube, pipe & hose, not reinforced/other material with fitting	31.576	56.349	219.219	494.686
4009211000 Mining slurry suction & discharge hose, without fitting	133	212	22.987	28.017
4009219000 Oth tube, pipe & hose, reinforced with other materials without fittings	64.186	222.552	752.853	1.529.233
4009221000 Mining slurry suction & discharge hose, with fittings	2.807	2.807	21.452	21.452
4009229000 Oth tube, pipe & hose, reinforced with other materials with fitting	44.736	193.003	207.783	604.359
4009311000 Mining slurry suction & discharge hose, reinforced w textile, without fitting	228	228	56	56
4009319000 Oth tube, pipe & hose, reinforced with textile, without fitting	33.757	73.096	108.401	443.831
4009321000 Mining slurry suction & discharge hose, reinforced w textile, with fitting	800	800	6.004	6.004
4009329000 Oth tube, pipe & hose, reinforced with textile, with fitting	4.000	7.950	230.401	295.091
4009411000 Mining slurry suction & discharge hose, reinforced w oth materials, without fitting	3	4	62	80
4009419000 Oth tube, pipe & hose, reinforced with other material, without fitting	83.736	121.902	475.413	1.001.979
4009421000 Mining slurry suction & discharge hose, reinforced w oth materials, with fitting	2.280	2.290	4.249	4.272
4009429000 Oth tube, pipe & hose, reinforced with other material, with fitting	177.580	341.241	2.099.290	4.365.671
4010111000 Conveyor belts/belting, reinforced with metal, width > 20cm	703	52.391	9.041	362.519
4010119000 Conveyor belts/belting, reinforced with metal, width <= 20cm	55.366	149.076	422.663	1.240.772
4010121000 Conveyor belts/belting, reinforced with textile, width > 20cm	7.101	43.682	49.189	236.155
4010129000 Conveyor belts/belting, reinforced with textile, width <= 20cm	239.313	360.361	1.220.426	1.501.712
4010191000 Oth conveyor belts/belting, reinforced with oth; width > 20cm	631	40.774	11.941	253.539
4010199000 Oth conveyor belts/belting, reinforced with oth; width <= 20cm	223.474	645.036	700.950	2.197.812
4010310000 V-belts, V-ribbed, 60cm < outside circumference <= 120cm	23.819	39.083	314.703	543.984
4010320000 V-belts, oth than V-ribbed, 60cm < outside circumference <= 120cm	3.586	4.271	12.670	16.823
4010330000 V-belts, V-ribbed, 120cm < outside circumference <= 240cm	434	5.168	18.404	59.963
4010340000 V-belts, oth than V-ribbed, 120cm < outside circumference <= 240cm	224	268	20.306	21.128
4010350000 Endless synchronous belt, 60cm < outside circumference <= 150cm	45	331	2.056	8.652
4010390000 Oth transmission belts/belting	61.511	137.582	1.149.339	2.333.388
4011100000 New pneumatic tyres, of rubber of a kind used on motor cars	263.888	538.911	822.189	1.801.793
4011201000 New pneumatic tyre, of rubber used on buses/lorries, width < 450mm	719.959	1.269.170	1.652.395	2.876.830
4011209000 New pneumatic tyre, of rubber used on buses/lorries, width >= 450mm	422.096	668.703	2.500.571	3.297.240
4011300000 New pneumatic tyres, of rubber of a kind used on aircraft	21.587	38.661	230.960	343.648
4011400000 New pneumatic tyres, of rubber of a kind used on motorcycles	84.351	186.109	171.501	372.845
4011500000 New pneumatic tyres, of rubber of a kind used on bicycles	66.518	145.602	80.930	234.518
4011610000 New pneumatic tyres, of rubber used on agricultural/forestry vehicles & machine	37.244	64.567	84.842	147.250
4011620000 New pneumatic tyres, of rubber, rim size < 61 cm, used on const/ind. vehicles mach.	3.604	11.183	16.039	53.345
4011630000 New pneumatic tyre, of rubber, rim size >= 61 cm, used on const/ind. vehicles mach	290	53.549	1.364	448.330
4011690000 New pneumatic tyre, of rubber, used for oth purpose	647.432	1.271.588	4.043.342	7.465.536
4011920000 Oth new pneumatic tyre, of rubber, used on agric./forestry vehicles mach.	44.794	72.558	120.231	201.017
4011930000 Oth new pneumatic tyre, of rubber, rim size < 61 cm, used on const/ind. vehicles mach	166.941	494.112	123.172	732.594
4011941000 Oth new pneumatic tyre, of rubber, rim size >= 61 cm, used on earth mov. mach.	35.911	64.144	116.003	220.270
4011949000 Oth new pneumatic tyre, of rubber, rim size >= 61 cm, used for oth. purposer	824.297	1.303.038	6.109.675	9.260.026
4011991000 Oth new pneumatic tyre, of rubber, used on vehicles of chap. 87	281.615	1.720.763	1.613.796	9.767.209
4011992000 Oth new pneumatic tyre, of rubber, used on earth moving mach.	29.300	87.168	138.588	504.140
4011993000 Oth new pneumatic tyre, of rubber, used for oth, width > 450mm	20	120	200	325
4011999000 Oth new pneumatic tyre, of rubber, used for oth, width < 450mm	395.594	1.177.827	2.977.478	7.881.817
4012110000 Retreaded tyres, used on motor cars	12	314	247	1.705
4012129000 Retreaded tyres, used on buses/lorries, width >= 450mm	1.861	1.903	2.903	3.895
4012130000 Retreaded tyres, used on aircraft	3.850	14.792	13.035	59.858
4012192000 Retreaded tyres, used on bicycles	0	13	0	29
4012199000 Retreaded tyres, used for oth purposes	230	230	659	659

**I.3. IMPOR MENURUT KOMODITI / IMPORT BY HS COMMODITY**  
**\*\*\* FEBRUARI / FEBRUARY 2009 \*\*\***

H S Uraian Komoditi Commodity Description	Berat Bersih / Net Weight (Kg)		Nilai / Value C.I.F (US\$)	
	Bulan ini Current Month	Kumulatif Cum.Jan. to date	Bulan ini Current Month	Kumulatif Cum.Jan. to date
4012203000 Used pneumatic tyres,used on aircraft,	10.759	10.759	387.000	387.000
4012901200 Solid tyres, 100 mm< ext dia < 100 mmfor vehicles of chapter 87	234	1.352	1.899	7.688
4012901400 Oth solid tyres,external diameter > 250width<450mm, used of chap.87.	0	1.018	0	6.621
4012901500 Oth solid tyres,external diameter >250,width>450mm, used of chap.87.09.	0	410	0	1.503
4012901600 Oth solid tyres,external diameter>250mm,of a width > 450 mm	0	136	0	537
4012901900 Other solid tyres	436	2.236	2.185	5.301
4012902900 Oth cushion tyres	684	714	821	1.056
4012907000 Replaceable tyre treads, width<450mm	0	24.433	0	29.668
4012908000 Tyre flaps	812	1.804	3.161	5.675
4012909000 Oth retreaded/used pneumatic,solid/cushion tyres, of rubber	33.415	152.998	112.074	828.903
4013101100 Inner tubes,of rubber,used on motor carwidth tyres<450mm	3.299	3.299	15.562	15.562
4013101900 Inner tubes,of rubber,used on motor carwidth tyres>450mm	0	5.405	0	3.940
4013102100 Inner tubes,of rubber,used on bus/lorriwidth tyres<450mm	45.235	59.409	33.679	49.960
4013102900 Inner tubes,of rubber,used on bus/lorriwidth tyres>450mm	26.443	94.160	20.124	219.747
4013200000 Inner tubes,of rubber,used on bicycles	8.116	25.049	17.923	60.182
4013901100 Inner tube,of rubber,use on earth movingwidth tyres<450mm	1.362	4.916	6.668	18.417
4013901900 Inner tube,of rubber,use on earth movingwidth tyres>450mm	398	398	1.767	1.767
4013902000 Inner tube,of rubber,used on motorcycleor motor scooters	164.614	370.267	272.798	495.265
4013903100 Inner tube,of rubber,used on oth vehicleof chap.87, width tyres<450mm	83	84	365	408
4013903900 Inner tube,of rubber,used on oth vehicleof chap.87, width tyres>450mm	4.279	15.049	2.913	9.938
4013909100 Oth inner tube,of rubber,suitable forfitting to tyres of width<450mm	1.578	3.363	3.040	7.054
4013909900 Oth inner tube,of rubber,suitable forfitting to tyres of width>450mm	47.262	65.651	52.606	87.746
4014100000 Sheath contraceptives	24.128	80.127	205.917	763.057
4014901000 Teats for feeding bottles & similar kind	1.626	9.631	10.970	136.534
4014904000 Stoppers for pharmaceutical use	13.356	35.560	283.072	791.411
4014909000 Oth hygienic/pharmaceutical articles,ofvulcanised rubber	13.593	32.386	134.543	320.916
4015110000 Gloves, mittens & mitts, surgical	34.972	93.420	191.981	512.628
4015190000 Gloves, mittens & mitts, for otherpurposed	27.428	124.601	309.698	822.882
4015900000 Oth article of apparel, clothing accessfor all purposed	12.109	78.476	120.042	470.538
4016100000 Oth articles of vulcanised rubber otherof cellular rubber	4.737	10.692	121.270	173.943
4016911000 Mats	6.428	10.779	68.892	92.619
4016919000 Floor coverings	3.453	85.572	19.705	128.638
4016921000 Eraser tips	38.951	73.146	323.992	377.631
4016929000 Other erasers	68.631	115.878	239.736	476.573
4016931000 Gaskets, coverings & oth, packing forelectrolytic capacitor	32.837	43.756	133.419	398.870
4016939000 Oth gaskets, washers & oth seals	355.433	675.077	3.876.495	8.658.382
4016940000 Boat/dock fenders,whether/not inflatable	75.991	150.973	209.000	555.478
4016950000 Oth articles of vulcanised rubber,	1.194	13.163	27.852	55.011
4016991100 Oth article of vulcanised rubber,for vhf of heading 87.02-87.05&87.11	192.282	370.071	1.787.411	4.608.755
4016991200 Oth article of vulcanised rubber,forvehicles 87.09,87.13,87.15&87.16	257	2.031	1.355	41.968
4016991900 Oth parts & access for vehicles of rubber	35.699	39.272	89.052	129.486
4016992000 Parts & access of rotochutes of heading 88.04	5.737	10.099	44.272	65.332
4016993000 Rubber bands	9.005	82.629	55.205	430.006
4016995100 Rubber rollers	22.868	88.361	40.751	268.409
4016995900 Oth article of a kind used in machinery/mechanical/electrical appliances, & oth	28.572	96.825	462.685	1.045.360
4016996000 Rail pad, of rubber	2	553	102	16.714
4016997000 Structural bearings including bridgebridge bearings, oth than rail pad	1.405	1.511	84.102	90.528
4016998000 Rubber grommets & rubber cover forautomotive wiring harness	37.264	66.588	332.330	864.790
4016999000 Oth articles of vulcanised rubber foroth purposed	358.404	578.564	1.282.199	3.353.404
4017000000 Hard rubber in all form,include waste & scrap, articles of hard rubber	43.184	61.601	154.441	291.285
4101200000 Whole hide & skin,weight/skin<8kg(simplydried), 10kg(dry-salt), 16kg(fresh)	142.075	332.291	55.926	138.448
4101500000 Whole hide & skin,of a weight >16 kg	59.597	188.750	33.978	119.778
4101900000 Oth raw hides & skin of bovine/equineanimals	135.620	379.005	47.370	131.000
4102100000 Raw skins of sheep/lambs with wool on	90.000	183.000	68.898	139.434
4102210000 Raw skins of sheep/lambs without wool on, pickled	71.151	72.511	592.606	597.884
4102290000 Oth raw skins of sheep/lambs withoutwool on, not pickled	45.990	88.210	16.316	54.305
4103200000 Raw hide & skin of reptiles	544	550	15.567	15.723
4103900000 Raw hide & skin of oth animal	80.964	103.976	24.445	99.431
4104110010 Bovine leather,vegetable pre-tannedfull grains, wet state	81.540	265.198	319.492	680.987
4104110090 Oth tanned/crust hide & skin of bovine,wet state, full grains	598.100	1.362.959	714.128	1.695.948
4104190000 Oth tanned/crust hide & skin of bovine,wet state, not full grains	261.223	520.962	381.464	1.188.464
4104410000 Crust vegetable (semi-tanned) hide & skins, full grains	229.137	512.265	3.656.084	7.626.371
4104490000 Oth crust vegetable (semi-tanned) hide& skin, full grains	138.330	242.515	1.540.923	2.854.438
4105100000 Tanned/crust skins of sheep/lamb,without wool on, in the wet state	67.792	126.008	523.795	1.093.579
4105300000 Tanned/crust skins of sheep/lamb,without wool on, in dry state	2.332	6.149	131.828	299.385
4106210000 Tanned/crust hide & skin of goat/kid,in the wet state	0	734	0	6.750
4106310000 Tanned/crust hide & skin of swinein the wet state	10	10	145	145
4106320000 Tanned/crust hide & skin of swinein the dry state	3.817	4.036	82.772	87.676
4106920000 Oth tanned/crust hide & skin of oth,animals in the dry state	8.061	13.086	823.088	1.341.360
4107110000 Whole hides&skins,full grains,unsplitsof bovine/equine animals	48.181	103.979	827.395	1.940.670
4107120000 Whole hides & skins,grains splits,ofbovine/equine animals	20.662	29.246	282.779	302.999
4107190000 Oth whole hides & skins,of bovine/equine animals, in oth form	117.386	302.822	2.633.254	4.337.197
4107910000 Oth whole hide & skin,including side,ofbovine/equine animals, full grains	17.479	54.791	333.404	1.050.697

**I.3. IMPOR MENURUT KOMODITI / IMPORT BY HS COMMODITY**  
**\*\*\* FEBRUARI / FEBRUARY 2009 \*\*\***

H S Uraian Komoditi Commodity Description	Berat Bersih / Net Weight (Kg)		Nilai / Value C.I.F (US\$)	
	Bulan ini Current Month	Kumulatif Cum.Jan. to date	Bulan ini Current Month	Kumulatif Cum.Jan. to date
4107920000 Oth whole hide & skin,including side,ofbovine/eguine animals, grain splits	33.750	38.151	795.129	912.260
4107990000 Oth whole hide & skin,including side,ofbovine/eguine animals, in oth forms	82.588	180.715	804.036	1.579.819
4112000000 Leather further prepared after tanning,oth than leather of heading 41.14	18.785	38.893	336.156	590.245
4113100000 Leather further prepared after tanning,of goats or kids	19.541	40.995	782.711	1.520.925
4113200000 Leather further prepared after tanning,of swine	19.120	63.214	267.560	878.110
4113300000 Leather further prepared after tanning,of reptiles	36	37	19.407	20.394
4113900000 Leather further prepared after tanning,of oth animals	12.540	15.934	203.968	366.667
4114100000 Chamois (including combinationchamoss leather	17.337	45.345	56.200	182.782
4114200000 Patent leather & patent laminatedleather, metalised leather	81.474	176.609	1.451.839	2.320.567
4115100000 Composition leather with basis ofleather in slabs, sheets/strip	4.775	46.497	139.697	747.869
4115200000 Paring&oth waste/of composition leather,not suitable for manuf. of leather artic	0	73	0	228
4201000000 Saddlery & harness for any animalof any materials	1	7	1	82
4202111000 School satchel,with outer surface ofleather, compositions/patent leather	1.647	1.658	18.272	18.452
4202119000 Trunk,suit,vanity,executive,brief-caseswith outer surface of leather	5.732	21.854	609.980	1.143.308
4202121000 School satchel,with outer surface ofplastics/textile materials	5.177	9.555	6.773	16.470
4202129000 Trunk,suit,vanity,executive,brief-casesw out surface of plastics/textile mat.	159.825	524.594	741.526	1.854.990
4202191000 School satchel,trunk,suit,vanity,brief,of wood, iron, steel or zinc	880	2.129	9.498	10.543
4202199000 School satchel,trunk,suit,vanity,brief,ot oth materials	38.332	152.827	93.232	456.263
4202210000 Hand bag with outer surface of leatheror of patent leather	7.826	50.245	449.130	850.502
4202220000 Hand bag with outer surface of plasticsheeting or of textile materials	125.724	199.380	744.269	1.474.667
4202290000 Hand bag with other outer surface	131.496	259.378	413.380	802.322
4202310000 Artcl in pocket/hand bag with outersurface of leather or of patent leather	18.327	31.112	138.733	264.309
4202320000 Artcl in pocket/hand bag with outersurface of plastics or of textile	9.547	24.429	105.394	284.384
4202390000 Article of kind normally carried pocketor in handbag with outer srfc of other	16.284	43.603	43.210	126.224
4202911000 Sport bags,with outer surface of leathercomposition leather/of patent leather	18	54	153	325
4202919000 Oth artcls with outer surface of leatheror of patent leather	2.394	9.236	182.046	273.166
4202921000 Bowling bags with outer surface ofplastic or of textile materials	1.100	1.251	16.343	18.021
4202929000 Other articles with outer surface ofplastic or of textile materials	12.262	38.517	131.773	422.455
4202991000 Bags, with outer surface of copper	0	86	0	333
4202999000 Oth than trunk, suit-cases,handbags,& similar containers	46.844	86.369	183.565	265.933
4203100000 Articles of apparelof leather or of composition leather.	2.941	4.356	82.824	123.155
4203210000 Gloves,mittens & mitts speciallydesigned for use in sports of leather	6.147	6.324	21.864	24.858
4203291000 Protective work gloves of leather orof composition leather	4.034	17.434	71.417	126.804
4203299000 Oth gloves, mittens & mitts of leatheror of composition leather	2.859	5.081	9.644	28.784
4203300000 Belts & bandoliers of leatheror of composition leather	50.848	112.725	205.228	388.485
4203400000 Oth clothing access of leatheror of composition leather	5.669	11.803	100.827	192.136
4205001000 Oth articles of leather or ofcomposition leather, boot laces ; mats	15.452	16.072	125.007	149.837
4205002000 Oth articles of leather,industrial safety belt & harnesses	7.381	11.444	15.218	32.793
4205003000 Leather strings or cords for jewelry orfor personal adornment	4.146	11.623	11.286	32.560
4205004000 Oth articles of leather/of compositionleather of a kind used in machinery	102	102	3.721	3.721
4205009000 Oth articles of leather oth thanboot laces,safety belt & leather string	1.015	3.172	21.359	67.155
4206000000 Articles of gut of goldbeaters skinof bladders or of tendons	0	108	0	1.144
4301100000 Raw furkins of mink, whole, with orwithout head, tail or paws	449	449	9.644	9.644
4303100000 Articles of apparel, clothing accessof furskin	1.742	2.403	21.813	31.855
4304009900 Artificial fur&articles thereof otharticle find purposes&sport bags	124	156	1.637	1.858
4401100000 Fuel wood,in logs,in billets,in twigs&aggots or in similar forms	0	55.070	0	55.692
4401210000 Coniferous, wood in chips or particles	9.021	9.021	6.826	6.826
4401300000 Sawdust & wood waste & scrap,whetheror not agglomerat in logs,briquet,pellet	93.707	150.776	36.581	49.366
4402900000 Wood charcoal(including shell or nutcharcoal), of oth than bamboo	15.520	15.669	24.037	36.275
4403101000 Baulks, wood in the rough,treated withpaint,stains,creosote/oth preservatives	24.972	74.678	19.665	87.668
4403109000 Oth baulk,sawlog,pit-props,poles,pilestreated with paint	700.033	1.545.078	352.472	765.957
4403209010 Coniferous,oil damar, pulpwood	1.505	1.505	10.110	10.110
4403209090 Oth wood in the rough	0	70.015	0	37.395
4403411000 Baulks of dark red meranti, lightred meranti & meranti bakau	0	102.049	0	56.654
4403419090 Oth pulp,baulk,of dark red merantilight red meranti & meranti bakau	35.371	137.232	6.572	10.147
4403491000 Oth baulks of dark red meranti lightred meranti & meranti bakau	6.665	6.665	9.863	9.863
4403499010 Pulpwood of oth tropical wood	30.244	30.244	78.330	78.330
4403911000 Baulks, sawlogs and veneer logs of oak	45.914	46.797	20.118	22.400
4403919090 Oth pulp,baulk,sawlog,pit props,polesof oak	417.973	1.429.466	151.605	562.503
4403921000 Baulks, sawlogs and veneer logsof beech	0	69.000	0	15.928
4403929090 Oth pulp,baulk,sawlog,pit props,pole ofbeech,oth thn pulpwood	0	64.750	0	38.154
4403991000 Baulks, oth meranti,beech,oak,tropical wood,ramin,keruing,kapur	0	206	0	42.610
4403999090 Oth pulp,baulk,sawlog,pit props,poles ofmeranti,tropic wood,ramin,keruing,kapur	69	559.915	625	88.790
4404200000 Hoopwood, split poles;piles, picket& the like of non coniferous	15.852	29.650	4.377	7.641
4405000000 Wood wool, wood flour.	25.284	55.266	43.401	114.526
4407100010 Coniferous,planed of a thickness > 6mm	266.664	1.788.624	242.972	1.117.797
4407100020 Coniferous,sanded or end jointedthickness>6mm	0	25.900	0	21.418
4407100090 Coniferous,oth sanded or end jointed& planed, thickness>6mm	4.327.376	8.338.680	2.894.743	5.753.351
4407210020 Mahogany,sanded or end jointedthickness>6mm	22.640	22.640	34.633	34.633
4407210090 Mahogany,oth planed, sandedend jointed,thickness>6mm	0	33.390	0	75.196
4407220090 Virola,imbuia&balsa,oth planed, sandedor end jointed,thickness>6mm	335	335	296	296
4407251010 Dark meranti/light red meranti,planedthickness>6mm	303.043	572.383	315.034	600.686
4407251090 Dark meranti/light red meranti, othplaned,sanded thickness>6mm	1.785.278	4.429.663	1.110.697	2.087.530

**I.3. IMPOR MENURUT KOMODITI / IMPORT BY HS COMMODITY**  
**\*\*\* FEBRUARI / FEBRUARY 2009 \*\*\***

H S Uraian Komoditi Commodity Description	Berat Bersih / Net Weight (Kg)		Nilai / Value C.I.F (US\$)	
	Bulan ini Current Month	Kumulatif Cum. Jan. to date	Bulan ini Current Month	Kumulatif Cum. Jan. to date
4407260090 White lauan,meranti,seraya,yellowmeranti,alan,oth planed&sanded,thick>6mm	74	74	205	205
4407280090 Iroko other planed, sanded orend jointed,thickness>6mm	58.253	87.817	54.947	101.497
4407291110 Wood, planed of jelutongthickness>6mm	22.178	22.178	16.473	16.473
4407293900 Kempas oth planed&sanded orend jointed, thickness>6mm	11.206	47.019	9.959	48.447
4407295900 Ramin wood, oth planed&sanded orend jointed,thickness>6mm	0	1	0	3.864
4407296900 Teak wood,oth planed&sanded orend jointed, thickness>6mm	8.164	8.164	13.084	13.084
4407297010 Balau wood, planedthickness>6mm	302	302	562	562
4407298090 Mengkulang wood,oth planed&sandedor end jointed, thickness>6mm	2.929	5.858	2.278	4.556
4407299900 Oth tropical wood, oth sanded or endjointed&planed,thickness>6mm	117.335	402.113	82.640	253.286
4407910010 Oth of oak wood, planedthickness>6mm	64.204	146.698	42.207	85.895
4407910020 Oth of oak wood, sanded or endjointed, thickness>6mm	4.132	22.596	5.624	21.135
4407910090 Oth of oak wood,oth planed&sandedor end jointed, thickness>6mm	1.364.572	3.561.658	963.395	2.522.224
4407920020 Oth of beech wood, sanded or endjointed, thickness>6mm	57.695	57.695	57.682	57.682
4407920090 Oth of beech wood,oth planed&sandedor end jointed, thickness>6mm	136.103	373.562	78.250	230.142
4407930010 Oth of maple wood,planedthickness>6mm	35.958	35.958	86.383	86.383
4407930020 Oth of maple wood, sanded or endjointed, thickness>6mm	51.179	51.179	131.519	131.519
4407930090 Oth of maple wood,oth planed&sandedor end jointed, thickness>6mm	144.807	377.671	66.795	233.853
4407950020 Oth of ash wood, sanded or endjointed, thickness>6mm	3.708	5.270	5.046	6.358
4407950090 Oth of ash wood,oth planed&sandedor end jointed, thickness>6mm	9.550	19.251	9.289	28.604
4407990010 Oth wood sawn or chipped lengthwise,sliced or peeled, planed thickness>6mm	544.595	705.965	181.032	243.331
4407990020 Oth wood sawn or chipped lengthwise,sanded or end jointed thickness>6mm	44.450	88.900	46.254	96.480
4407990090 Oth wood sawn or chipped lengthwise,planed or sanded thickness>6mm	2.354.468	4.965.815	1.819.357	3.690.009
4408101000 Cedar wood slats prepared for pencilmanufact;radiata pinewood for blockboard	79.935	128.208	97.418	317.260
4408103000 Face veneer sheets, coniferous	22.200	47.870	21.089	51.678
4408109000 Coniferous,oth cedar wood slats,faceveneer sheets	60.634	375.987	104.914	367.083
4408310000 Dark red meranti, light red meranti andmeranti bakau of the tropical wood	94.000	174.613	45.000	110.182
4408399000 Oth jelutong wood and oth woodprepared for pencil manufact	147.942	337.139	244.853	571.247
4408900000 Oth sheets for veneering and of thtropical wood of thickness < 6 mm	175.459	725.385	544.666	1.189.360
4409210000 Non coniferous wood cotin shapedof bamboo	20.337	20.337	17.912	17.912
4409290000 Oth non coniferous oth teak stripsfriezes for parquet flooring	31.046	97.921	38.588	105.453
4410110000 Particle board & similar board of wood	7.534.448	14.520.144	1.551.658	3.495.606
4410120000 Oriented strand & waferboard of wood	139.919	139.952	53.201	55.745
4410190000 Oth particle board,oriented strand board(osb) of wood	1.786.775	2.865.998	723.502	1.143.155
4410900000 Particle board & similar board ofother ligneous materias	536.426	1.187.341	228.154	440.521
4411120000 Medium density fibreboard (mdf)of a thickness < 5mm	1.669.648	3.823.805	771.973	1.724.783
4411130000 Medium density fibreboard (mdf)of a thickness > 5mm and < 9 mm	461.952	564.910	195.821	273.687
4411140000 Medium density fibreboard (mdf)of a thickness > 9 mm	1.562.306	4.021.437	586.284	1.568.167
4411920000 Oth fibreboard of a density >0.8g/cm3	565.955	1.339.429	259.372	669.083
4411930000 Oth fibreboard of 0,5g/cm<density<0,8g/cm3	397.544	952.655	181.831	467.664
4411940000 Oth fibreboard of a density <0.5g/cm3	325.637	382.247	138.845	162.870
4412100000 Plywood,veneered panel&similar laminated of bamboo	7.881	120.418	14.411	71.164
4412310000 Oth plywood,each thick.<6mm with atleast one outer ply of tropical wood	91.701	218.623	171.945	273.640
4412390000 Oth plywood consisting solely of sheetsof wood of each thick < 6 mm	412.087	889.862	304.710	626.706
4412940000 Oth plywood of blockboard,laminboardand battenboard	10.857	62.298	9.179	48.714
4412990000 Veneered panels&similar w/at least oneother wood	811.797	1.371.457	460.034	865.427
4413000000 Densified wood, in blocks,plates,stripsof profile shapes.	18.002	35.243	11.696	66.280
4414000000 Wooden frames for paintings, photo-graphs mirrors or similar objects.	6.777	30.794	9.021	33.330
4415100000 Cases, boxes, crates, drums & similarpackings; cable-drums	316.920	548.887	93.060	259.589
4415200000 Pallets,box pallets& other load boards;pallet collars	260.352	292.254	279.744	372.360
4416009000 Casks,barrels,vats,tubs&other coopersproducts & parts thereof, of wood	484	725	2.835	3.335
4417000000 Tools,tool bodies,tool handles,broom orbrush bodies & handles, of wood	36.235	134.001	82.250	284.313
4418100000 Windows,french-windows&their framesof wood	0	1.787	0	4.000
4418200000 Doors & their frames & thresholdsof wood	17.266	24.712	16.749	41.493
4418400000 Shuttering for concrete construal workof wood	0	387	0	864
4418500000 Shingles & shakes of wood	0	4.114	0	9.197
4418600000 Posts and beams of wood	3	4.813	10	10.772
4418790000 Oth assembled flooring panels of wood	76.643	248.679	49.935	187.022
4418909000 Other builders joinery & carpentryof wood	324.165	556.903	297.758	488.366
4419000000 Tableware and kitchenware, of wood.	11.954	13.360	43.298	45.673
4420100000 Statuettes & oth ornaments, of wood	4.648	7.910	19.322	36.062
4420901000 Wooden articles of furniture not fallingin chapter 94	0	2.870	0	14.652
4420909000 Oth wood marquetry and inlaid,casketand similar articles of wood	33.053	41.448	269.978	340.992
4421100000 Clothes hangers of wood	22.873	80.193	100.304	330.564
4421901000 Spools, cops & bobbins, sewing threadreels and the like of wood	2.692	2.692	15.065	15.065
4421903000 Wooden pegs or pins for footwear	0	14.251	0	7.020
4421904000 Candy-sticks, ice-cream sticks & icecream spoons	27.729	64.630	15.727	46.918
4421907000 Fans & handscreens, frames & handlesof wood	2.080	2.080	1.511	1.511
4421908000 Toothpicks of wood	665	40.988	5.979	22.044
4421909200 Prayer beads of wood	52	452	194	5.308
4421909900 Other wooden articles	42.112	61.616	98.729	211.015
4501100000 Natural cork, raw or simply prepared	572	572	3.417	3.417
4501900000 Waste cork; crushed, granulated orground cork.	8	2.398	1.870	16.519
4502000000 Natural cork,debarked or roughly squaredor in rectangular (includ square)blocks	0	2.728	0	5.632



**I.3. IMPOR MENURUT KOMODITI / IMPORT BY HS COMMODITY**  
**\*\*\* FEBRUARI / FEBRUARY 2009 \*\*\***

H S Uraian Komoditi Commodity Description	Berat Bersih / Net Weight (Kg)		Nilai / Value C.I.F (US\$)	
	Bulan ini Current Month	Kumulatif Cum.Jan. to date	Bulan ini Current Month	Kumulatif Cum.Jan. to date
4503100000 Corks and stoppers	951	1.017	10.390	12.070
4503900000 Other articles of natural cork.	2.585	3.716	1.919	5.955
4504100000 Blocks, plates, sheets & strip; tiles of any shape; of agglomerated cork	434	2.751	8.543	21.327
4504900000 Other articles of agglomerated cork	16.634	39.073	30.812	80.813
4601210000 Mats, matting and screens of vegetable materials of bamboo	12.818	13.368	7.225	11.700
4601220000 Mats, matting and screens of vegetable materials of rattan	63	63	28	28
4601290000 Oth mats, matting & screens of vegetable material	175	201	777	1.116
4601921000 Plaits and similar products of plaiting material of bamboo	0	16.809	0	29.838
4601929000 Other products of bamboo	130	130	61	61
4601941000 Plaits and similar products of plaiting material of vegetable materials	98	98	1.321	1.321
4601949000 Other products of vegetable material	170	170	13.587	13.587
4601991000 Mats and matting of other material	1.294	3.254	10.500	18.764
4601992000 Plaits & similar products of plaiting of other material	0	663	0	8.807
4601999000 Screens of other material	459	4.637	2.726	11.310
4602110000 Basketwork, wickerwork & other articles, of vegetable material of bamboo	3.370	5.605	10.498	22.649
4602120000 Basketwork, wickerwork & other articles, of vegetable material of rattan	0	46	0	147
4602190000 Basketwork, wickerwork & other articles, other vegetable material	1.454	7.029	1.666	9.228
4602900000 Basketwork, wickerwork & other articles, of other materials	457	1.787	8.548	10.472
4701000000 Mechanical wood pulp.	6.805.529	15.307.517	2.961.970	6.922.215
4702000000 Chemical wood pulp, dissolving grades.	19.046.077	34.555.533	16.028.716	30.180.591
4703110000 Chemical wood pulp, soda, oth than dissolving grades, unbleached, coniferous	1.724.590	2.513.872	1.163.370	1.754.171
4703210000 Chemical wood pulp, soda, oth than dissolving grades, bleached, coniferous	20.336.511	45.685.680	10.474.984	25.184.040
4703290000 Chemical wood pulp, soda, oth than dissolving grades, bleached, non coniferous	795.900	7.147.575	516.072	4.080.309
4704110000 Chemical wood pulp, sulphite, oth than dissolving grades, unbleached, coniferous	2.192	484.241	6.007	232.635
4704210000 Chemical wood pulp, sulphite, oth than dissolving grades, bleached, coniferous	677.872	1.927.151	503.888	1.470.622
4704290000 Chemical wood pulp, sulphite, oth than dissolving grades, bleached, non coniferous	0	2.101	0	4.877
4705000000 Wood pulp obtained by a combination of mechanical & chemical pulping processes	1.493.070	3.380.480	652.139	1.693.420
4706100000 Cotton linters pulp	110.748	128.012	538.042	671.144
4706200000 Pulps of fibres derived from recovered (waste & scrap) paper or paperboard	0	7	0	538
4706300000 Pulps of fibres derived from recovered of oth than bamboo	0	76	0	856
4706910000 Mechanical pulps of fibres derived from recovered paper or paperboard	308.084	308.085	184.234	184.237
4706920000 Chemical pulps of fibres derived from recovered paper or paperboard	3.686	97.344	9.361	292.966
4707100010 Unbleached kraft paper or paperboard for paper making purposes	64.846.049	159.221.335	5.962.300	14.583.144
4707200010 Oth paper, bleached chemical pulp, not colored, for paper making purposes	326.573	1.382.799	70.506	403.123
4707200090 Oth paper, bleached chemical pulp, not colored, for oth purposes	129	152	917	1.137
4707300010 Paper made mainly of mechanical pulp for paper making purposes	51.258.094	102.504.457	6.421.788	12.994.946
4707900010 Other paper, unsorted waste & scrap, for paper making purposes	17.149.650	28.062.269	1.118.348	2.141.072
4801001000 Newsprint, in rolls or sheets, weighing not more than 55 g/m <sup>2</sup>	12	40	427	717
4801009000 Newsprint, in rolls or sheets, weighing more than 55 g/m <sup>2</sup>	109.430	116.126	102.499	114.472
4802100000 Hand-made paper and paperboard	639	4.489	5.586	45.811
4802200000 Paper and paperboard of a kind used as for photo sensitive, heat-sensitive	146.267	158.998	188.561	210.395
4802400000 Wallpaper base	38.473	40.923	71.381	75.866
4802541000 Paper, no fibres used in manufac gypsboard computer cards, weight <40g/m	3.104	6.217	30.673	70.427
4802549010 Aluminium base paper weighing <20g/m <sup>2</sup> in rolls >15cm	12.645	27.242	40.171	57.334
4802549090 Oth carbonising base paper weighing <20g/m <sup>2</sup> in rolls >15cm	15.539	47.472	97.634	150.517
4802552100 Fancy paper and paperboard, in rolls of width of =< 15 cm	0	201	0	116
4802552900 Fancy paper and paperboard, other than in roll of width of >15cm	110	110	580	580
4802559000 Paper, no fibres, for other purpose <40 weight <150 g/m, roll	208.475	387.250	504.595	767.125
4802562100 Fancy paper and paperboard, in rectangular =<36cm oth side =15cm	0	1	0	2
4802562900 Oth fancy paper & paperboard	930	930	1.991	1.991
4802569000 Paper, no fibres, for other purpose <40 weight <150 g/m, sheet	1	190	30	1.493
4802570000 Other paper & paperboard, weight >40g/m <sup>2</sup> and =< 150g/m <sup>2</sup>	122.056	270.635	97.852	214.739
4802589000 Oth paper, no fibres, for other purpose weight >150 g/m	380.883	764.328	212.288	427.940
4802619000 Paper, fibres >10%, oth aluminium paper, banknotes, printing, writing, in rolls	60.986	569.565	81.283	591.916
4802629000 Oth paper, fibres, for other purpose, in sheets with 435< one side <297mm	16	95	20	178
4802690000 Oth paper, fibres, for other not purpose, of fibres >10%, paper in roll	670.734	876.316	608.493	917.884
4803003000 Cellulose wadding not further worked than being color, marble throughout the mass	392	1.703	2.781	13.377
4803009000 Oth cellulosa wading & tissue paper for toilet/facial tissue stock & similar paper	68.255	162.938	205.213	424.585
4804111000 Kraftliner paper & paperboard, in rolls or sheets, unbleached	946	23.380	5.122	45.721
4804119000 Kraftliner paper & paperboard, in rolls or sheets, bleached	1.947.671	3.995.319	973.551	2.339.615
4804191000 Kraftliner paper & paperboard, other than of kind used in mnfr of gipsium boards	7.040	23.104	18.469	47.069
4804199000 Oth kraftliner paper & paperboard	793.793	1.353.386	444.680	799.992
4804211000 Sack kraft paper for making cement bag in rolls or sheets, unbleached	4.565.911	12.234.279	4.544.558	12.416.101
4804219100 Sack kraft paper for making cement bag in rolls or sheets, bleached	0	251	0	4.237
4804219900 Oth sack kraft paper for making cement bag in rolls or sheets, unbleached	36.969	417.270	44.507	274.304
4804291000 Composite papers, in rolls or sheets	24.005	24.005	19.844	19.844
4804299000 Oth composite papers, in rolls or sheets	149.562	568.950	81.934	184.005
4804311000 Elect grade insulating kraft paper, weighing 150 g/m, unbleached	1.196	3.986	6.368	41.293
4804319000 Other kraft paper & wet strength weighing 150 g/m, unbleached	336.938	889.711	319.998	853.819
4804391000 Adhesive tape, 40-60g, used in mnfact. weight =< 150g/m <sup>2</sup> , bleached	15.648	115.153	11.724	112.859
4804399000 Adhesive tape, 40-60g, not used in mnfact., weigh =< 150g/m <sup>2</sup> , bleached	126.144	143.655	108.049	197.296
4804419000 Oth elect grade insulating kraft paper, 150< weighing <225 g/m, unbleached	102.817	353.269	74.754	222.204
4804420000 Bleached uniformly throughout the mass & >95% wood fibres, 150< weigh <225 g/m	199.424	270.356	320.279	503.760

**I.3. IMPOR MENURUT KOMODITI / IMPORT BY HS COMMODITY**  
**\*\*\* FEBRUARI / FEBRUARY 2009 \*\*\***

H S Uraian Komoditi Commodity Description	Berat Bersih / Net Weight (Kg)		Nilai / Value C.I.F (US\$)	
	Bulan ini Current Month	Kumulatif Cum.Jan. to date	Bulan ini Current Month	Kumulatif Cum.Jan. to date
4804490000 Other kraftpaper& paperboard150<weighing< 225 g/m	201.254	202.055	175.484	184.786
4804511000 Elect grade insulating kraft paper,pressboard weighing >600g/m,unbleached	2.601	2.602	1.905	1.928
4804519000 Oth wet strenght 40g to 60g,for plywoodadhesive tape,weigh>225g/m,unbleache	244.718	281.622	129.688	161.267
4804529000 Bleached oth of kind used in themnfrt of gypsum boards	30.918	54.325	14.246	18.139
4804590000 Other kraftpaper& paperboardweighing 225 g/m or more	34.992	157.060	56.698	134.438
4805110000 Uncoated paper&paperboard,semichemicalfluting paper,rolls or sheets	317.006	575.270	579.417	1.184.422
4805191000 Uncoated paper&paperboard,oth flutingpaper	0	580.588	0	301.104
4805199000 Oth uncoated paper and paperboard,in rolls or sheets	1.534.791	2.280.797	646.968	977.712
4805240000 Uncoated paper&paperboard,testlinerweighing 150 g/m2 or less	99.085	253.630	21.843	56.555
4805251000 Uncoated paper&paperboard,testlinerweighing >= 150 g/m2	121.330	240.594	44.356	96.000
4805259000 Uncoated paper&paperboard,testlineroth of weighing >= 150 g/m2	67.154	172.934	34.914	98.312
4805309000 Paper,sulphite wrapping paper,oth colored match wrapping paper	3.850	10.789	9.851	31.658
4805400000 Filter paper and paperboard	71.449	207.400	256.866	823.304
4805500000 Felt paper and paperboard	473	940	4.588	7.560
4805911000 Paper used as packing of flat glassproduct, resin<0,6%,wg<150g/m	772	859	7.676	10.096
4805919000 Uncoated paper&paperboard,oth blotting,&joss paper,weighing150g/m or less	74.046	236.622	94.390	220.358
4805929000 Uncoated paper&paperboardof oth 150<weighing<225g/m	766.258	1.406.042	2.573.163	2.929.432
4805931000 Multi-ply paper and paperboardof weighing > 225g/m2	36.728	36.728	27.439	27.439
4805939000 Uncoated paper&paperboard,of other weighing > 225g/m2	36.958	277.877	56.750	236.476
4806100000 Vegetable parchment	1.012	56.721	8.412	151.609
4806200000 Greaseproof papers	131.490	206.413	134.013	244.646
4806300000 Tracing papers	0	15.481	0	17.861
4806400000 Glassine and other glazed transparentor translucent papers	770.730	1.053.559	1.455.629	2.152.153
4807000000 Composite paper and paperboard notsurface-coated or impregnated	885.856	1.150.108	468.495	643.996
4808100000 Corrugated paper&paperboard,whether ornot perforated,in rolls or sheets	121.720	451.515	146.974	354.871
4808200000 Sack kraftpaper,creped,crinkled,whether,not embossed or perforat,rolls or sheets	14.370	14.373	81.867	82.195
4808300000 Oth kraftpaper,creped or crinkle,whetheror not embossed or perforated	3.301	32.872	10.678	97.526
4808901000 Paper&paperboard,embossed paperfancypaper used printing,cover,lining	778	809	8.524	9.082
4808909000 Paper&paperboard,oth embossedfancypaper used printing,cover,lining	14.121	81.497	44.717	131.179
4809200000 Self-copy paper	3.786	3.790	4.557	4.583
4809900000 Other self-copy paper	99.986	137.171	184.966	278.810
4810134000 Paper&paperboard for photo,heat,elect.in rolls papers of width <15cm	4	562	73	6.467
4810135000 Paper&paperboard for photo,heat,elect.in rolls papers of oth width <15cm	703	1.181	4.583	8.551
4810139010 Banknotes paper, in rollsof a width <= 15 cm	5.394	45.154	3.839	451.840
4810139090 Oth coated writing and printing paperbanknotes paper,in rolls	1.384.716	2.320.195	1.325.592	2.253.639
4810146000 Paper&paperboard for photo,heat,elect.of width < 15cm	1.164	2.088	4.368	8.417
4810149090 Oth coated writing &printing paperbanknotes paper,in sheets	0	11.203	0	9.070
4810190090 Oth banknotes paper,coated writing&printing paper, one side>435mm	38.679	135.480	565.496	1.082.037
4810223000 Paper&paperboard for photo,heat,elect.sensitive,light weight coated paper	21.008	66.498	21.653	70.232
4810229000 Oth aluminium paper base, light-weigtcoated paper	472.677	777.824	691.493	1.086.801
4810295000 Oth paper&paperboard, oth in rollof a width 15cm<one side<36cm,unfolded	2	2	224	224
4810299000 Oth aluminium paper base and artpaper oth light weight coated paper	127.582	206.512	108.648	239.956
4810313000 Kraftpaper,for separate batery plate,width<=15cm,15cm<side>36cm,unbleached	0	7	0	255
4810319000 Kraft paper,paperboard, not for writing,printing, other grafic purp. <=150 g/m2	16.531	16.735	16.088	16.668
4810329000 Kraft paper,paperboard, not for writing,printing, other grafic purp. >150 g/m2	405.500	696.189	381.225	635.276
4810392000 Paper as interleaf mtrl in proc batteryroll < 15cm, rect < 15 x 36 cm2	0	5.777	0	52.935
4810399000 Kraft paper and paperboard in other size	40.938	67.317	43.263	75.414
4810921000 Gray backboard, multi ply	16.215	16.215	9.995	9.995
4810929000 Oth paper colored for computercard & gray backboard, multi ply	259.010	339.055	257.567	322.552
4810999000 Oth paper colored for computer card,oth multi ply	168.402	288.981	226.883	523.380
4811101000 Tarred, bituminised/asphalted paper &paperboard, in roll <15cm, rect<15x36cm2	4.613	4.938	30.722	35.121
4811109000 Tarred, bituminised/asphalted paper &paperboard, in other size	79.487	102.951	202.761	285.130
4811411000 Gummed or adhesive paper&paperboard,self-adhesive	210.906	373.516	528.275	957.372
4811419000 Gummed or adhesive paper&paperboard,oth self-adhesive	413.152	895.581	706.353	1.578.471
4811491000 Oth gummed or adhesive paper&paperboardself-adhesive	17.736	25.512	109.561	124.086
4811499000 Oth gummed or adhesive paper&paperboardoth self-adhesive	258.545	888.173	409.636	1.223.097
4811511000 Paper coated,impregnated or coveredwith plastic, bleached,wg>150g/m	0	2.162	0	2.032
4811519000 Paper coated,impregnated or coveredwith plastic, unbleached,wg>150g/m	198.672	649.586	293.159	920.370
4811591000 Paper coated,impregnated or coveredoth for mnftr of papercup bottoms	3.168	25.767	27.067	135.579
4811592000 Oth paper coated,impregnated or coveredand with a lining of aluminium foil	885.157	1.695.733	2.269.431	3.761.492
4811599000 Oth paper coated,impregnated or coveredwith plastic,oth bleached,wg>150g/m	138.208	284.845	499.353	1.065.596
4811601000 Paper coated,impregnated or coveredwith wax,paraffin,stearin,oil,glycerol	484	1.335	7.587	16.488
4811609000 Paper coated,impregnated or coveredwith oth wax,paraff,stearin,oil,glycerol	134.751	235.394	222.959	433.477
4811903000 Oth paper, paperboard,cellulose waddingweb of cell fibr roll<15cm,rect<15x36cm	19.471	19.881	24.773	26.095
4811909000 Oth paper, paperboard,cellulose waddingweb of cell fibres other size	239.779	907.745	998.790	3.146.570
4812000000 Filter blocks,slabs&plates,of paperpulp	1.353	2.168	10.431	21.851
4813100000 Cigarette paper,in the formof booklets or tubes	20.250	20.671	85.135	86.248
4813200000 Cigarette paper,in the form in rolls ofa width not exceeding 5 cm	234.470	572.281	1.014.573	2.472.230
4813900000 Cigarette paper,oth in the of booklets,tubes & in rolls	397.883	1.252.028	1.942.345	4.773.208
4814200000 Wallpaper&similar wall coverings,the face side,with a grained,embossed,	57.330	175.908	88.418	279.677
4814900000 Wallpaper&similar wall coverings,oth with transparant protective plastics	102.336	279.753	322.109	822.993
4816200000 Self-copy paper (other than of 48.09)	0	15.416	0	24.180
4816900000 Other heat transfer paper & offsetplates of paper	83.210	155.489	132.564	234.875

**I.3. IMPOR MENURUT KOMODITI / IMPORT BY HS COMMODITY**  
**\*\*\* FEBRUARI / FEBRUARY 2009 \*\*\***

H S Uraian Komoditi Commodity Description	Berat Bersih / Net Weight (Kg)		Nilai / Value C.I.F (US\$)	
	Bulan ini Current Month	Kumulatif Cum.Jan. to date	Bulan ini Current Month	Kumulatif Cum.Jan. to date
4817100000 Envelopes	47.646	64.889	326.418	460.554
4817200000 Letter cards,plain postcards andcorrespondence cards	58.010	223.566	82.422	257.377
4817300000 Boxes,pouches,wallets & writingcompendiums,of paper or paperboard,	2.455	5.013	7.554	15.338
4818100000 Toilet paper	510	1.431	3.865	5.383
4818200000 Handkerchiefs,cleansing or faciaissues & towels	33.560	37.537	61.857	109.309
4818300000 Tablecloths and serviettes	4.353	4.395	28.265	28.608
4818401100 Napkins & napkin liners for babies &similar sanitary articles	522.892	1.346.235	1.265.002	3.247.022
4818401900 Oth napkins & napkin liners for babies &similar sanitary articles	61.214.078	61.938.300	3.144.102	5.223.402
4818402000 Sanitary towels,tampons & similararticles	1.075.549	2.361.317	3.676.121	7.957.191
4818500000 Articles of apparel & clothing,surgical face masks	453	2.221	2.265	22.842
4818900000 Oth articles of apparel & clothing,oth surgical face masks	110.728	263.082	282.524	646.259
4819100000 Cartons,boxes & cases, of corrugatedpaper or paperboard	583.564	1.201.176	1.195.608	3.039.179
4819200000 Boxes, of non corrugated paper &paperboard	1.023.138	2.759.918	3.746.175	9.190.697
4819300000 Sacks&bags,base of a width>40cmfor cement or fertizer packing	218.056	756.176	469.767	1.986.993
4819400000 Other sacks and bags, including cones	168.260	408.242	411.460	1.046.417
4819500000 Other packing containers,includ recordsleeves	380.038	760.911	1.698.685	3.506.832
4819600000 Box files,letter trays,storage boxes&similar articles,used in offices,shops	17.094	28.629	44.078	91.990
4820100000 Registers,account books,note books,receipt books,&similar articles	27.146	46.693	152.651	243.753
4820200000 Exercise books	10.535	18.558	17.225	31.177
4820300000 Binders(other than book covers),folders&file covers	1.854	7.900	8.506	27.189
4820400000 Manifold business forms& interleavedcarbon sets	1.378	2.083	7.941	9.824
4820500000 Albums for samples or for collections	2.824	12.198	3.452	19.623
4820900000 Other exercise book,binders,manifold,albums	16.011	87.558	38.904	198.726
4821101000 Printed,labels that form of packing forjewellery,small objects & the like	135.721	306.809	1.643.828	4.969.554
4821109000 Printed,oth labels that form of packingfor jewellery,small objects & the like	171.206	421.219	2.671.553	5.253.060
4821901000 Oth printed,labels that form of packingfor jewellery,small objects & the like	37.738	95.858	397.937	819.249
4821909000 Oth printed,oth label that form of packfor jewellery,small objects & the like	127.444	323.985	1.490.825	2.500.570
4822100000 Bobbins,spools,cops&similar of pulpo of a kind used for winding textile yarn	2.747	3.217	14.769	16.363
4822900000 Bobbins,spools,cops&similar of pulpo of a kind used for wind textile yarn	57.714	115.061	400.900	1.336.773
4823200000 Filter paper in rolls or sheets	67.689	270.054	381.307	1.541.059
4823401000 Cardiograph recording paper	598	1.075	37.105	40.138
4823409000 Oth paper for self recording for othapparatus	90.171	178.565	501.627	1.020.188
4823690000 Trays,dishes,plates,cups&the like,ofpaper or paperboard of oth than bambo	2.576	40.510	11.784	122.967
4823700000 Gaskets and washers,moulded oppressed artcles of paper pulp	39.201	39.551	62.030	68.744
4823901000 Other paper, cocooning frames forsilkworms	28.290	46.887	108.856	160.353
4823902000 Sterilization indicators,not gummed,cocooning frames for silk-worms	241	8.377	366	11.722
4823903000 Cup stock board (I.e. polyethylene (pe)in rels of width of less than 10 cm	1.128	18.215	11.026	23.681
4823904000 Telegraph or teleprinter paper in stripor rolls	560	560	4.406	4.406
4823905000 Display cards for jewellery/for smallobjects of personal adornment	0	13	0	13
4823907000 Fans&handsscreens,with paper mountsor leaves&frames of any materials	785	796	60.103	61.839
4823909000 Other,cut to size/shape,other than instrips, rolls or sheets	347.426	777.349	1.429.010	2.785.461
4901100000 Print books in official language of impctry for educations, in single sheet	485.865	548.718	1.885.677	3.259.687
4901910000 Dictionaries,wholly/essentially in theofficial language of the import country	18.718	18.719	37.731	37.732
4901991000 Oth educational,wholly/essential in theofficial language of the import country	59.367	134.664	242.579	407.755
4901999000 Oth educational,oth wholly/essential inofficial language of the import country	151.627	277.981	1.310.786	2.284.998
4902100000 Newspapers,journals & periodicalsappearing at least four times a week	13	13	443	443
4902900000 Oth newspapers, journals and periodicals	5.782	17.918	49.559	116.102
4903000000 Childrens picture,drawing or coloringbooks.	18.097	34.936	91.396	146.356
4904000000 Music,printed or in manuscript,whetheror not bound or illustrated.	3.019	3.305	19.347	20.667
4905100000 Maps&hydrographic or similar charts ofall kinds,globes	27.265	27.265	440.684	440.684
4905910000 Maps&hydrographic or similar charts ofall kinds,in book form	62	92	283	691
4905990000 Maps&hydrographic or similar charts ofall kinds,in other form	921	1.733	403	669
4906001000 Plans&drawings,including photographicreproduct&carbon copies of plans&drawi	789	789	15.847	15.847
4906009000 Plans & drawings, being originals drawnby hand, hand-written texts	67	188	4.736	80.352
4907001000 Banknotes, being legal tender	2	3	2	3
4907002000 Unused postage stamps	1	3	1	3
4907004000 Stock,share/bond certificates&similardocuments of title; cheque forms	5	7	221	321
4907009000 Other banknotes,unused postage, revenue,stock,share & the like	1.458	2.179	97.925	122.623
4908100000 Transfers (decalcomanias), vitrifiable	5.593	23.415	233.648	893.493
4908900000 Oth than transfers (decalcomanias),vitrifiable	23.703	44.033	171.204	410.863
4909000000 Printed/illustrated postcards, cardgreetings, messages/the like	67	378	1.431	3.245
4910000000 Calendars of any kind,printed,includingcalendar blocks.	1.205	5.947	7.099	29.334
4911100000 Trade advertising material, commercialcatalogues & the like	18.585	44.954	136.990	340.293
4911912000 Printedmatter,wall pictures&diagram forinstruct purposes;designs&photograph	272	566	1.661	4.450
4911913000 Printed matter,oth printed picturesand photographs	95	282	4.109	17.454
4911919000 Printed matter,oth anatomical&botanicaldiagram & wall picture	1.547	11.755	12.912	40.328
4911991000 Printed card for jewellery,small objectperson adornment,carried in the pocket	163	265	7.662	8.202
4911992000 Printed stickers for explosives	0	6	0	107
4911999000 Oth printed matter, oth printed sticker& printed card	33.054	52.000	275.189	374.731
5001000000 Silkworm cocoons suitable for reeling.	42.913	96.763	357.418	714.900
5002000000 Raw silk (not thrown).	121	6.611	3.470	20.531
5003000000 Silk waste (incl. cocoons unsuitablefor reeling, yarn waste&garneted stock).	31	280	643	1.202
5004000000 Silk yarn(oth than yarn spun fromsilk waste) not put up for retail sale.	11.033	53.370	30.504	170.708

**I.3. IMPOR MENURUT KOMODITI / IMPORT BY HS COMMODITY**  
**\*\*\* FEBRUARI / FEBRUARY 2009 \*\*\***

H S Uraian Komoditi Commodity Description	Berat Bersih / Net Weight (Kg)		Nilai / Value C.I.F (US\$)	
	Bulan ini	Kumulatif	Bulan ini	Kumulatif
	Current Month	Cum. Jan. to date	Current Month	Cum. Jan. to date
5005000000 Yarn spun from silk waste,not put upfor retail sale.	8.936	9.050	143.490	145.186
5006000000 Silk yarn & yarn spun from silk waste,put up for retail sale;silk-worm gut.	295	7.833	12.067	17.001
5007100010 Fabrics of noil silk,bleached/unbleached	3.210	4.211	40.034	114.053
5007100090 Fabrics of noil silk, oth than bleached/unbleached	1.049	1.323	37.609	43.669
5007200010 Oth fabrics,silk/silk waste >85%,oth than noil silk,bleached/unbleached	490	490	8.304	8.304
5007200090 Oth fabrics,silk/silk waste >85%,oth than noil silk,oth bleach/unbleach	145	590	2.030	10.080
5007900010 Oth fabrics,silk/silk waste < 85%,oth than noil silk,bleached/unbleached	56	1.175	1.174	7.601
5007900090 Oth fabrics,silk/silk waste < 85%,oth than noil silk,oth bleach/unbleach	1.141	1.279	23.699	26.109
5101190000 Oth shorn wool, not carded/combed,greasy, including fleece-washed wool	4.558	4.558	29.118	29.118
5101290000 Oth shorn wool, not carded/combed,degreased, not carbonised	39.213	78.187	111.207	204.854
5102110000 Fine animal hair,not carded/combedof kashmir (cashmere) goats	19.946	19.946	35.386	35.386
5105100000 Carded wool	0	55	0	594
5105290000 Combed wool not in fragments	42.895	156.027	301.453	1.109.586
5106100000 Yarn,carded, wool > 85% by weightnot put up for retail sale	11.106	11.106	80.247	80.247
5106200000 Yarn,carded, wool < 85% by weightnot put up for retail sale	62.278	118.222	411.979	815.583
5107100000 Yarn,combed, wool > 85% by weightnot put up for retail sale	1.445	1.445	21.483	21.483
5107200000 Yarn,combed, wool < 85% by weightnot put up for retail sale	0	7.949	0	48.989
5109100000 Yarn,wool/animal hair > 85%, for retailsale	0	2	0	12
5110000000 Yarn,coarse animal hair/of horsehairwether not put up for retail sale	3	3	8	8
5111110000 Woven fabric,carded,wool/animal hair>85%, weight < 300 g/m	23.479	27.367	395.927	541.962
5111190000 Woven fabric,carded,wool/animal hair>85%, weight > 300 g/m	4.574	5.887	14.287	33.463
5111300000 Woven fabric,carded, wool/animal hairmix. mainly w/made stapel	28	28	1.085	1.085
5111900000 Woven fabric,carded, wool/animal hairoth mixed	0	1.536	0	20.895
5112110000 Woven fabrics,combed wool/animal hair>85%, weight < 200 g/m	31.675	35.071	636.192	726.273
5112190000 Woven fabrics,combed wool/animal hair>85%, oth weight > 200 g/m	86.010	86.201	2.087.447	2.093.796
5112200000 Woven fabrics,combed wool/animal hairmix. mainly w/made filament	11.024	11.024	242.746	242.746
5112300000 Woven fabrics,combed wool/animal hairmix. mainly w/made stapel	11.875	13.907	292.163	301.486
5112900000 Woven fabrics,combed wool/animal hairoth mixed	9.825	14.075	214.755	257.051
5113000000 Woven fabrics of coarse animal hair/of horsehair	3.449	3.449	26.971	26.971
5201000000 Cotton, not carded/combed.	25.749.767	56.836.882	38.666.485	86.978.287
5202100000 Cotton waste,yarn waste	2	5.136	37	29.331
5202990000 Oth yarn waste & garnetted stock	266	13.436	7.317	153.163
5203000000 Cotton, carded/combed.	46.535	214.462	304.112	4.759.134
5204110000 Cotton sewing thread,not for salecont 85%/more by weight of cotton	77.541	90.341	158.336	254.956
5204190000 Cotton sewing thread,not for retail saleoth cont 85%/more of cotton	26.527	104.067	90.084	648.803
5204200000 Cotton sewing thread, for retail sale	25.835	28.110	16.764	21.480
5205110000 Single yarn,of uncombed fibres measur714.29 decitex/more, cotton>85%	217.196	670.348	312.209	1.053.199
5205120000 Single yarn,of uncombed fibres232<measuring<714.29dec,cotton>85%	288.063	407.062	453.868	671.028
5205140000 Single yarn,of uncombed fibres125<measuring<192.31dec,cotton>85%	63.808	165.032	188.486	757.082
5205150000 Single yarn,of uncombed fibres measuring<125dec (>80metric number),cotton>8	140	260	1.798	3.160
5205210000 Single yarn,of combed fibresmeasuring 714.29dec/more,cotton>85%	29.075	165.563	82.834	451.225
5205220000 Single yarn,of combed fibres232.56<measuring<714.29dec,cotton>85%	104.201	163.626	129.589	192.418
5205230000 Single yarn,of combed fibres192.31<measuring<232.56dec,cotton>85%	6.192	6.192	43.922	43.922
5205240000 Single yarn,of combed fibres125<measuring<192.31dec,cotton>85%	54.817	162.378	112.790	361.238
5205310000 Cable yarn,of uncombed fibres persingle yarn 14.29dec/more,cott>85%	21.740	21.740	70.363	70.363
5205320000 Cable yarn,of uncombed fibres persingle yarn 232.56<measur<714.29,cott>85%	32.492	92.442	100.655	300.009
5205350000 Cable yarn,of uncombed fibres persingle yarn<125 (>80 metric), cotton>85%	281	1.622	3.051	13.141
5205410000 Cable yarn,of combed per single yarn714.29 decitex/more(<14metric),cott>85%	8.894	8.894	68.588	68.588
5205420000 Cable yarn,of combed per single yarn232.56<measuring<714.29dec,cotton>85%	24	24	696	696
5205430000 Cable yarn,of combed per single yarn192.31<measuring<232.56dec,cotton>85%	4.027	9.744	13.875	35.450
5205440000 Cable yarn,of combed per single yarn125<measuring<192.31dec,cotton>85%	650	23.856	11.907	421.561
5205480000 Cable yarn,of combed per single yarn<83,33decitex(>120metric),cotton>85%	6.528	6.528	50.070	50.070
5206110000 Single yarn of uncombed fibres, 714,29or more (<14 metric),cotton<85%	17.341	34.932	57.475	115.375
5206210000 Single yarn, of combed fibres,measure>714.29(not>14 metric),cott<85%	810	18.954	7.192	26.624
5206220000 Single yarn, of combed fibres,232.56<measure<714.29 dec,cotton<85%	6.890	6.890	42.881	42.881
5206230000 Single yarn, of combed fibres,192.31<measuring<232.56dec,cotton<85%	4.259	4.259	27.590	27.590
5206240000 Single yarn, of combed fibres125<mesuring<192.31 dec	0	9.458	0	63.613
5206310000 Cabled yarn,of uncombed measuringper single yarn > 714.29 decitex	184	184	7.287	7.287
5206320000 Cabled yarn,of uncombed persingle yarn232.56<measuring<714.29dec	335	335	3.889	3.889
5206420000 Cable yarn,of combed fibres persingle yarn 232.56<measuring<714,29 decitex	9.237	9.237	119.163	119.163
5206450000 Cable yarn,of combed fibres measuringper single yarn<125decitex (>80 metric)	0	197	0	5.200
5207100000 Cotton yarn(oth than sewing thread) putcont 85%/more by weight of cotton	21.192	21.889	48.387	61.927
5207900000 Cotton yarn sewing thread put upcont 85%/more by weight of cotton	82.053	82.719	292.506	297.685
5208110000 Unbleached plain weave, weight >=85% of cotton, weighing <= 100 g/m	144.694	211.773	1.735.204	2.165.809
5208120000 Unbleached plain weave >=85% of cotton,weighing > 100 g/m	73.400	119.304	350.647	702.136
5208130000 Unbleached 3-thread/4-thread twill,incl. cross twill >=85% of cotton	14.637	18.975	204.823	241.897
5208190000 Other unbleached fabrics>=85% of cottonweighing <= 200 g/m	341.416	616.883	3.040.830	4.878.354
5208210000 Absorbent fabric bleached for surgicaluse, cotton >=85%, weighing <=200 g/m	181.291	325.585	1.302.377	2.674.121
5208220000 Bleached plain weave, weighing > 100g/m	83.279	112.997	1.015.604	1.201.770
5208230000 Bleached 3-thread/4-thread twill, incross twill >=85% of cotton	90.207	277.543	462.886	1.584.040
5208290000 Other bleached fabrics >85% of cottonweighing <= 200 g/m	82.278	373.187	393.698	3.477.576
5208310010 Plain weave dyed; voile/chemi voileweighing < 100 g/m	196.096	284.037	936.969	2.074.807
5208310030 Other garments matter weighing < 100 m/g	11.449	13.375	133.297	150.871

**I.3. IMPOR MENURUT KOMODITI / IMPORT BY HS COMMODITY**  
**\*\*\* FEBRUARI / FEBRUARY 2009 \*\*\***

H S Uraian Komoditi Commodity Description	Berat Bersih / Net Weight (Kg)		Nilai / Value C.I.F (US\$)	
	Bulan ini Current Month	Kumulatif Cum.Jan. to date	Bulan ini Current Month	Kumulatif Cum.Jan. to date
5208310090 Other dyed fabrics weighing < 100 m/g	124.523	219.220	640.624	1.482.453
5208320000 Plain weave dyed, weighing > 100 g/m	382.939	652.945	4.948.795	7.607.415
5208330000 3-thread/4-thread twill dyed,including twill	53.240	114.209	366.022	778.285
5208390000 Other dyed fabrics >85% weighing < 200 m	134.149	266.327	1.455.871	2.559.814
5208410010 String fabrics plain weave of differentcolor , weight <= 100 m/g	3.448	5.697	48.342	93.246
5208410090 Other plain weave of different color,weight <= 100 m/g	303	8.567	6.474	131.865
5208420010 String fabrics of different colorweighing > 100 g/m	168.433	273.261	1.614.085	2.864.726
5208420090 Plain weave other than string fabrics ofcolor, weighing > 100 g/m	484.828	762.719	6.583.485	9.775.200
5208430000 Diff.colour,3 or 4-thread twill, wovenfabric, 85% cotton,weight>200g/m2	4.874	6.039	19.786	43.930
5208490000 Other fabrics of different color	7.146	28.745	115.871	411.965
5208510000 Plain weave printed of different color,<= 100 m/g	6.852	72.789	114.932	983.659
5208520000 Plain weave printed of different color,> 100 m/g	12.184	84.040	209.239	606.639
5208590000 Other fabrics printed of differentcolor	32.648	113.895	645.730	1.307.806
5209110000 Plain weave unbleached cont.>=85% ofcotton, weight >200 g/m	55.617	101.287	502.509	939.937
5209120000 3-thread/4-thread twill unbleached,cont.85% of cotton, weight > g/m	1	1	15	15
5209190000 Other fabrics unbleached con.85% ofcotton, weight > 200 g/m	236.968	704.869	2.428.452	8.343.467
5209210000 Plain weave unbleached , cont.85% ofcotton, weight > 200 g/m	178	292	5.306	5.981
5209220000 Bleached, 3 or 4-thread twill, wovenfabric, 85% cotton,weight>200g/m2	172	7.955	3.253	77.977
5209290000 Other fabrics unbleached. cont.85% ofcotton, weight>200 g/m	262.266	517.101	1.967.794	3.542.699
5209310000 Plain weave dyed, cont.85% of cotton,weight > 200 g/m	179.449	421.157	1.600.863	3.335.973
5209320000 Dyed, 3 or 4-thread twill, incl. twillcont.85% of cotton, weight>200g/m	207.120	295.479	1.743.107	2.679.799
5209390000 Other fabrics dyed, cont.85% of cottonweight > 200 g/m	205.649	466.805	1.633.624	3.385.298
5209410000 Plain weave of yarns of diff color,cont 85% of cotton, wght>200 g/m	3.446	29.596	56.524	292.726
5209420000 Denim of yarns diff color, cotton>85%,weight > 200 g/m	347.668	693.125	1.509.901	2.860.947
5209430000 Oth fabrics of 3-thread /4-threadcont 85% of cotton, wght>200 g/m	1.260	2.193	10.189	17.866
5209490000 Other fabrics of yarns diff colorscont 85% of cotton, wght>200 g/m	312.917	494.030	2.431.744	4.155.855
5209510000 Printed plain weave, cont.85% of cottonweight > 200 g/m	405	6.442	5.858	64.643
5209520000 Oth.thn plain weave 3 or 4-thread twill,printed, 85% of cotton, wght>200 g/m	319	464	7.204	7.941
5209590000 Other printed fabric cont.85% of cottonweight > 200 g/m	53.517	76.729	295.671	487.433
5210110000 Unbleached plain weave, cont. <85% ofcotton, mixed with m-m-f weight<=200g/r	110.390	139.216	620.949	863.695
5210190000 Oth unbleached fabrics, cont.<85%mixed with m-m-f weight<=200g/m	220.647	286.010	1.533.271	2.377.735
5210210000 Bleached plain weave cont.<85% ofcotton, mixed with m-m-f weight<=200g/m	9.960	10.109	148.080	150.162
5210290000 Oth bleached fabrics, cont.<85% ofcotton, mixed with m-m-f weight<=200g/m	7.915	20.282	115.549	319.651
5210310000 Dyed plain weave cont. <85% ofcotton, mixed with mmf weight<=200g/m	152.830	244.651	1.361.033	2.519.562
5210320000 3-thrd/4-thrd twill, incl.twill<85%of cotton, mix w/m-m-f weight<=200g/m	11.811	21.116	62.703	140.058
5210390000 Other dyed fabrics cont. <85% ofcotton, mixed with m-m-f weight<=200g/m	56.860	79.876	912.073	1.196.941
5210410010 String fabrics of yarns of diff color<85%of cotton, with mmf weight<=200g/m	1.291	10.081	26.967	123.981
5210410090 Plain weave other than string fabrics<85%of cotton, with mmf weight<=200g/m	1.836	11.563	17.309	113.770
5210490000 Oth fabrics of diff color cont.<85% ofcotton, mixed with mmf weight<=200g/m	174.228	612.822	737.896	2.359.979
5210510000 Printed plain weave cont.<85% ofcotton,mixed with mmf weight<=200g/m	1.626	3.417	13.658	66.523
5210590000 Other printed fabrics cont.85% ofcotton, mixed with mmf weight<=200g/m	28.982	30.929	280.177	308.224
5211110000 Unbleached plain weave, cont. <85% ofcotton, mixed with m-m-f weight>200g/m	7.496	7.648	119.404	121.266
5211120000 3-thread/4-thread twill unbleachd,inctwill<85% of cotton w/mmf weight>200g/m	2.759	6.843	30.252	86.334
5211190000 Oth unbleached fabrics, cont.<85%mixed with m-m-f weight>200g/m	127.815	429.474	691.602	2.389.848
5211200000 Bleached plain weave cont.<85% ofcotton, mixed with m-m-f weight>200g/m	88.247	248.467	664.940	1.751.043
5211310000 Dyed plain weave cont. <85% ofcotton, mixed with m-m-f weight>200g/m	4.301	17.278	81.211	227.672
5211320000 3-thrd/4-thrd twill, incl.twill<85%of cotton, mix w/m-m-f weight>200g/m	583	5.231	4.796	40.373
5211390000 Other dyed fabrics cont. <85% ofcotton, mixed with m-m-f weight>200g/m	165.375	302.147	1.322.678	2.444.435
5211410090 Yarns of diff clour oth than string fab<85% of cotton, mxd w/mmf>200 g/m	0	4.391	0	34.788
5211420000 Denim of yarns diff color, cotton<85%,mix wth man-made fibr weight>200g/m	189.456	347.982	368.529	699.512
5211490000 Oth fabrics of diff color cont.<85% ofcotton, mixed with mmf weight>200g/m	1.447	1.911	14.623	16.588
5211510000 Printed plain weave cont.<85% ofcotton, mixed with mmf weight>200g/m	0	15.777	0	1.575
5211520000 3-thre/4-thread twill,incl.twill<85%of cotton, mixed with mmf weights>200g/m	86	1.471	1.292	15.127
5211590000 Oth printed fabrics cont.<85% ofcotton, mixed with mmf weight>200g/m	328	1.516	2.706	22.676
5212110000 Unbleached woven fabrics of cottonweight <=200 g/m	1.222	4.165	24.999	40.266
5212120000 Bleached woven fabrics of cottonweight <=200 g/m	88.430	246.247	543.556	1.433.696
5212130000 Dyed woven fabrics of cottonweight <=200 g/m	4	1.203	1.225	19.863
5212140000 Woven fabrics of cotton of yarns ofdifferent color weight <=200 g/m	48.090	108.911	375.475	889.399
5212150000 Printed woven fabrics of cottonweight <=200 g/m	2.314	6.134	99.364	132.626
5212230000 Dyed woven fabrics of cottonweight > 200 g/m	1.690	1.690	28.204	28.204
5212250000 Printed woven fabrics of cottonweight > 200 g/m	93	4.543	1.170	32.410
5301100000 Flax, raw/retted-flax, raw/retted	0	142	0	1.899
5301290000 Other flax, raw/processed but notspun; falk waste	0	1	0	56
5303100000 Jute & oth textile bast fibres, raw/retted	311.417	962.522	160.463	483.303
5303900000 Jute & oth textile bast fibres,processed but not spun	4	662	60	23.433
5305000021 Raw abaca fibres	8.128	41.628	3.474	33.837
5305000090 Oth than coconut, abaca, ramietextile fibres	77.284	129.284	70.846	114.828
5306100000 Single flax yarn	48.000	51.703	105.600	123.616
5306200000 Multiple (folded)/cabled flax yarn	0	93	0	2.540
5307100000 Single yarn of jute/of oth textilebast fibres of heading 53.03.	110.075	110.077	109.590	110.114
5307200000 Multiple (folded)/cabled of jute/oth fibres bast fibres of heading 53.03.	441.551	779.551	303.486	534.856
5308100000 Coir yarn of ther textile bast fibres of5303	320	354	9.181	10.196
5308200000 True hemp yarn of other textile basfibres of head 5303	300	764	12.237	12.957

**I.3. IMPOR MENURUT KOMODITI / IMPORT BY HS COMMODITY**  
**\*\*\* FEBRUARI / FEBRUARY 2009 \*\*\***

H S Uraian Komoditi Commodity Description	Berat Bersih / Net Weight (Kg)		Nilai / Value C.I.F (US\$)	
	Bulan ini Current Month	Kumulatif Cum.Jan. to date	Bulan ini Current Month	Kumulatif Cum.Jan. to date
5308901000 Paper yarn	1.298	16.078	8.319	56.619
5308909000 Other paper yarn	0	1	0	34
5309110000 Unbleached/bleached woven fabrics of flax cont.>=85% of weight of flax	139	11.206	1.232	166.781
5309190000 Other woven fabrics of flax cont.>=85% of weight of flax	100.636	209.217	1.535.392	3.064.485
5309210000 Unbleached/bleached woven fabrics of flax cont.<85% of weight of flax	9.280	9.280	61.807	61.807
5309290000 Other woven fabrics of flax cont.<85% of weight of flax	54.280	96.966	756.982	1.280.652
5310100010 Unbleached plain woven fabrics of other textile bast fibres of head 5303	32.649	130.697	34.701	151.073
5310100090 Bleached plain woven fabrics of other textile bast fibres of head 5303	1	1	13	13
5310900000 Other woven fabrics of jute/of other bast fibres of heading 53.03.	250	250	2.133	2.133
5311000000 Woven fabrics of other vegetable textile fibres; woven fabrics of paper yarn.	13.004	45.068	84.879	224.928
5401100000 Sewing thread of man-made filament of synthetic filaments	351.200	615.365	1.019.713	2.210.901
5401200000 Sewing thread of artificial filament for retail sale	111	13.985	3.689	34.987
5402110000 High tenacity yarn of nylon/other polyamide of aramids	36.548	39.022	480.720	550.153
5402190000 High tenacity yarn of nylon/other polyamide of other aramids	93.064	249.847	267.034	693.197
5402200000 High tenacity yarn of polyesters	309.357	501.476	785.846	1.484.254
5402310000 Textured yarn of nylon/other polyamides measuring single yarn <= 50 tex	122.524	298.511	1.031.778	2.277.396
5402320000 Textured yarn of nylon/other poly-amides, measuring single yarn <= 50 tex	44.410	131.100	152.461	355.603
5402330000 Textured yarn of polyesters	843.542	1.134.913	4.383.370	5.830.255
5402340000 Textured yarn of polypropylenesynthetic filament	35.066	62.589	56.751	115.919
5402390000 Other texture synthetic filament yarn	93.850	430.501	270.003	1.052.626
5402440000 Other yarn, single, of elastomeric <= 50 turns/m	149.488	249.802	943.923	1.738.364
5402450000 Other yarn, single, of nylon or other polyamides, <= 50 turns/m	167.578	303.727	528.401	1.037.191
5402460000 Other yarn, single, of polyesters, partially oriented, <= 50 turns/m	235.144	529.771	280.299	597.812
5402470000 Other yarn, single, of other polyesters for medical/surgical use, <= 50 turns/mtr	1.020.541	1.741.347	1.453.155	2.602.179
5402480000 Other yarn, single, of polypropylene, <= 50 turns/m	0	500	0	610
5402490000 Other yarn, single, of elast, nylon, polyester, polypropylene, <= 50 trn/mtr	139.317	249.159	412.200	907.911
5402510000 Other yarn, single, twist, of nylon/other polyamides, > 50 turns/m	7	74.057	26	119.479
5402520000 Other yarn, single, twist, of polyester > 50 turns/mtr	73.084	154.187	109.226	206.205
5402590000 Other yarn, single, twist, of nylon or other polyamide & polyester, >= 50 trn/mtr	1.266	7.795	14.334	50.203
5402610000 Other yarn of nylon/other polyamides, multiple/cable	55.326	116.506	45.471	132.351
5402620000 Other yarn of polyester, multiple/cable	71.867	88.332	390.504	486.023
5402690000 Other yarn, multiple/cable, of nylon/other polyamides & polyester	41.595	114.495	227.294	391.792
5403100000 High tenacity yarn of viscose rayon	13.793	41.871	44.470	119.355
5403310000 Other single yarn of viscose rayon, untwisted/with a twist < 120 turns/m	27.131	44.404	71.804	146.414
5403330000 Other single yarn of cellulose acetate	0	19.795	0	90.067
5403390000 Other single yarn	131.668	206.803	551.762	868.039
5403410000 Other multiple (folded)/cable yarn of yarn of viscose rayon	0	23.675	0	77.863
5403420000 Other multiple (folded)/cable yarn of cellulose acetate	93.103	327.107	427.280	1.513.292
5403490000 Other artificial filament yarn	11.450	41.343	46.979	121.762
5404110000 Synth monofilament of elastomeric >= 67 dctx, dim. <= 1 mm, width <= 5 mm	35.828	155.384	150.938	675.728
5404190000 Synth. monofilament of other than elast & polypropylene >= 67 dctx, dim. <= 1 mm, width <= 5 mm	166.845	471.889	1.051.945	2.894.738
5404900000 Synthetics other than filament exceeds 1 mm, width <= 5 mm	98.358	277.958	200.698	626.733
5405000000 Artificial monofilament >= 67 dec, no cross-sect, dim >= 1 mm, strip and the like	1.322	1.322	3.860	3.860
5406000000 Man-made filament yarn (other than sewing thread), put up for retail sale.	1.432	22.311	3.124	145.563
5407101100 Unbleached tyre woven fabrics & conveyor duck	307.250	398.061	1.881.574	2.620.122
5407101900 Other unbleached other than tyre woven fabrics & conveyor duck	51.495	97.991	605.625	1.312.951
5407109100 Tyre woven fabrics & conveyor duck of other woven fabrics of synthetic filament	61.706	67.694	343.739	411.444
5407109900 Other woven fabrics of synthetic filament obtained materials of head 54.04	29.161	55.532	316.801	697.319
5407200000 Woven fabric, bleached/no, obtained from strip/the like	91.135	142.234	403.140	640.475
5407300000 Fabrics specified in note 9 to section	13.573	17.204	141.786	211.870
5407411000 Woven nylon mesh fabric of untwisted weight >= 85% of filament of nylon/polyamide	15.020	21.311	138.083	179.032
5407419000 Woven fabrics obtained from high tenacity materials of heading 54.04.	30.728	84.151	120.383	373.052
5407420000 Dyed woven fabrics weight >= 85% of filament of nylon/polyamides	107.882	323.334	1.676.989	4.033.353
5407430000 Woven fabrics of yarn of different colors weight >= 85% of filament of nylon/polyamide	55	55	1.080	1.080
5407440000 Printed woven fabrics weight >= 85% of filament of nylon/polyamides	28.975	29.869	247.688	257.212
5407510000 Woven fabrics, bleached/no, cont. >= 85% of textured polyester filament	127.770	305.519	508.105	1.398.807
5407520000 Dyed woven fabrics cont. >= 85% of weight of textured polyester filament	580.843	1.477.034	4.649.685	10.298.831
5407530000 Other woven fabrics of yarn of different color weight >= 85% of textured polyester filament	22.525	69.742	82.141	325.213
5407540000 Printed woven fabrics cont. >= 85%, weight >= 85% of textured polyester filament	68.646	124.725	626.572	1.123.507
5407610000 Other woven fabrics, cont >= 85% of by weight of non textured polyester filament	918.553	2.049.939	5.970.459	11.558.174
5407690000 Other bleached/unbleached woven fabrics cont. >= 85% of polyester polymers	311.688	908.791	2.483.613	7.246.266
5407710000 Other woven fabric, bleached/no, cont. >= 85% of textured polyester filament	70.555	78.089	399.961	493.551
5407720000 Dyed woven fabrics cont. >= 85% of weight of synthetic filament	36.428	65.058	312.258	466.890
5407730000 Other woven fabrics of yarn of different color >= 85% weight of synthetic filaments	5.719	11.580	32.385	79.487
5407740000 Printed woven fabrics cont. >= 85%, weight of synthetic filament	4.242	14.309	43.822	110.487
5407810000 Woven fabrics, bleached/no, cont. < 85% weight of synthetic filament with cotton	12.641	18.868	98.386	144.126
5407820000 Dyed woven fabrics cont. < 85% of weight of synthetic filament with cotton	73.443	111.975	555.484	929.810
5407830000 Other woven fabrics of yarn of different color weight < 85% of synthetic filament with cotton	163	1.923	1.358	5.277
5407840000 Printed woven fabrics cont. < 85%, weight of synthetic filament with cotton	3.916	10.291	29.695	142.444
5407910000 Woven fabric, bleached/no, obtained other than synthetic/cotton filament	13.325	17.163	121.243	152.026
5407920000 Dyed woven fabrics obtained other than synthetic/cotton filaments	211.760	468.980	2.071.960	4.358.229
5407930000 Other woven fabrics of yarn of different color other than synthetic/cotton filament	4.266	18.277	42.550	129.243
5407940000 Printed woven fabrics obtained other than synthetic/cotton filaments	20.895	25.562	135.573	176.495

**I.3. IMPOR MENURUT KOMODITI / IMPORT BY HS COMMODITY**  
**\*\*\* FEBRUARI / FEBRUARY 2009 \*\*\***

H S Uraian Komoditi Commodity Description	Berat Bersih / Net Weight (Kg)		Nilai / Value C.I.F (US\$)	
	Bulan ini Current Month	Kumulatif Cum.Jan. to date	Bulan ini Current Month	Kumulatif Cum.Jan. to date
5408101000 Unbleached woven fabrics obtained from high yarn of viscose rayon	70	1.629	859	27.255
5408109000 Bleached woven fabrics obtained from high yarn of viscose rayon	4.395	6.086	39.607	66.562
5408220000 Dyed woven fabrics cont.>=85% weight of artificial filaments/strip	32.573	52.498	269.154	426.047
5408240000 Printed woven fabrics cont.>=85% weight of artificial filaments/strip of	10.790	61.532	132.063	547.981
5408310000 Woven fabrics, bleached/no, obtained of other artificial filament/strip	123	123	1.574	1.574
5408320000 Dyed woven fabrics obtained of other artificial filament/strip of the like	12.387	12.751	153.717	157.286
5408330000 Other woven fabrics of yarn of different color/band of other artificial filament/strip	3.800	4.184	20.737	26.296
5408340000 Printed woven fabrics obtained of other artificial filament/strip of the like	97	191	1.014	10.226
5501100000 Synthetic filament tow of nylon/other polyamides	10.954	31.948	94.130	176.030
5501200000 Synthetic filament tow of polymers	23.000	25.010	42.550	54.709
5501300000 Synthetic filament tow of acrylic/modacrylic	2.205.715	4.060.958	3.367.649	6.381.986
5501900000 Other synthetic filament tow	5.754	24.572	22.112	54.018
5502000000 Artificial filament tow, artificial filament tow.	2.209.102	4.959.307	10.392.162	23.094.487
5503100000 Synthetic staple fibres of nylon/other polyamides of aramids	54.070	63.986	311.016	363.815
5503190000 Synthetic staple fibres of nylon/other polyamides other than aramids	8.475	45.658	21.105	199.358
5503200000 Synthetic staple fibres of polyesters	4.290.425	6.809.512	4.195.261	7.073.681
5503300000 Synthetic staple fibres of acrylic/modacrylic	1.309.321	2.565.938	3.167.168	6.028.170
5503400000 Synthetic staple fibres of polypropylene	235.475	435.751	486.557	847.938
5503900010 Other synthetic staple fibres of polyvinyl alcohol	194.400	297.451	763.328	1.191.510
5503900090 Other synthetic staple fibres of other than polyvinyl alcohol	89.150	207.206	363.880	793.980
5504100000 Artificial staple fibres of viscose rayon, carded/otherwise processed for spinning	2.054.382	3.364.381	3.132.527	5.587.987
5504900000 Artificial staple fibres of viscose rayon not carded/otherwise processed for spinning	143.603	254.031	806.799	1.435.718
5505100000 Waste of man-made fibres of synthetic fibres	246	7.947	3.138	34.247
5506100000 Synthetic staple fibres of nylon/other polyamides carded, combed otherwise processed for spinning	12.212	19.520	153.096	219.854
5506200000 Synthetic staple fibres of polyester carded, combed otherwise processed for spinning	181.070	388.439	272.068	501.912
5506300000 Synthetic staple fibres of acrylic/modacrylic combed otherwise processed for spinning	35.542	81.512	87.182	207.417
5506900000 Other synthetic staple fibres, carded, combed otherwise processed for spinning.	579	80.579	3.750	30.932
5507000000 Artificial staple fibres, carded, combed otherwise processed for spinning	85	30.693	1.564	394.171
5508100000 Sewing thread of man-made staple fibre of synthetic staple fibres for retail	92.488	203.143	639.580	1.388.325
5508200000 Sewing thread of man-made staple fibre of artificial staple fibres for retail	503	2.935	2.238	27.202
5509110000 Single yarn content >=85% by weight of staple fibres of nylon/other polyamides	766	766	7.060	7.060
5509120000 Multiple/cabled yarn content >=85% by weight of staple fibre of nylon/other poly	114	198	485	565
5509210000 Single yarn content >=85% by weight of polyester staple fibres	59.108	305.409	104.915	589.105
5509220000 Multiple (folded)/cabled yarn content >=85% of polyester staple fibres	104.847	385.043	236.943	747.965
5509310000 Single yarn content >=85% by weight of acrylic/modacrylic staple fibres	73	76	1.467	1.481
5509320000 Multiple/cabled yarn content >=85% by weight of acrylic/modacrylic staple fibres	0	321	0	1.888
5509420000 Multiple (folded)/cabled yarn content >=85% of synthetic staple fibres	1.690	4.667	20.462	53.269
5509510000 Other yarn of polyester staple fibres mixed mainly with artificial staple fibres	928	928	7.921	7.921
5509520000 Other yarn of polyester staple fibres mixed wool/animal hair	148	227	5.868	6.786
5509530000 Other yarn of polyester staple fibres with cotton	181	26.206	1.321	78.951
5509590000 Other yarn of polyester staple fibres other than mixed mainly	14	746	60	14.477
5509690000 Other yarn of acrylic/modacrylic staple fibre other than cotton & animal hair	337	412	1.337	1.991
5509920000 Other yarn mixed mainly/solely with cotton	4.172	4.172	49.884	49.884
5509990000 Other yarn of synthetic staple fibres other than mixed with animal hair & cotton	23.689	45.194	93.044	129.645
5510110000 Single yarn content >=85% by weight of artificial staple fibres	39.661	108.493	145.425	403.229
5510120000 Multiple/cabled yarn content >=85% by weight of artificial staple fibres	0	265	0	2.871
5510200000 Other yarn, mixed mainly/solely with content >=85% of weight of artificial staple fibre	0	3.636	0	29.688
5510300000 Other yarn, mixed mainly/solely with content >=85% of weight of cotton	9.903	16.532	124.110	236.771
5510900000 Other yarn of artificial staple fibres content >=85% of weight of cotton	20.192	42.287	49.593	176.450
5511100000 Yarn of synthetic staple fibres, content >=85% weight of such fibres	6.476	9.508	54.960	76.431
5511200000 Yarn of synthetic staple fibres, content <85% weight of such fibres	19	19	112	112
5511300000 Yarn of artificial staple fibres put up for retail sale	7.125	15.577	75.617	165.212
5512110000 Woven fabrics of synthetic staple fibre content >=85% weight of polyester staple fibre	98.967	99.057	447.630	450.507
5512190000 Woven fabrics of synthetic staple fibre content >=85% weight, other than polyester staple fibre	112.941	228.200	882.902	1.555.814
5512210000 Woven fabrics of synthetic staple fibre content >=85% weight of acrylic/modacrylic	365	365	3.368	3.368
5512290000 Woven fabrics of synthetic staple fibre content >=85% weight of other than acrylic/modacrylic	17.635	57.630	164.276	684.822
5512910000 Other woven fabrics of synthetic staple fibre content >=85% weight of acrylic/modacrylic	0	6.720	0	101.078
5512990000 Other woven fabrics content >=85% of weight of acrylic/modacrylic staple fibres	1.553	28.013	40.065	258.900
5513110000 Woven fabrics of polyester staple fibres plain weave <=85% mix with cotton <170 g/m	170.056	208.475	984.310	1.260.623
5513120000 3-thread/4-thread twill, incl twill polyester staple fibres <=85% w/cotton	22.755	22.755	159.372	159.372
5513130000 Other woven fabrics of polyester staple fibre <=85% mixed weight <170 g/m of cotton fibre	9.929	38.888	41.145	176.536
5513190000 Other woven fabrics <85% mixed cotton weight <170 g/m of cotton	39.332	62.406	308.396	510.055
5513210000 Dyed woven fabrics of polyester staple fibres, plain weave <85% of such fibres	72.788	197.803	752.935	1.431.539
5513230000 Other dyed woven fabrics of polyester staple fibres <85%, cotton <170 g/m	10.240	13.000	89.195	111.090
5513290000 Other woven fabrics <85% such fibres, mixed cotton <170 g/m	4.753	18.408	28.961	133.158
5513310000 Woven fabrics of yarn of different color of polyester staple fibres, plain weave <85% fibres	37.711	185.136	137.932	465.078
5513390000 Other woven fabrics <85% of such fibres weight <170 g/m of cotton	4.308	28.614	38.627	1.112.697
5513410000 Printed polyester staple fibres, plain weave <85% of fibre, cotton <170 g/m	282.900	817.976	434.878	1.087.517
5513490000 Other woven fabrics <85% of fibres weight <170 g/m of cotton	53.482	80.290	179.002	369.805
5514120000 Bleached or no, 3 or 4-thread twill, polyester staple fibres <85%, cotton >170 g/m	2.438	6.416	28.677	59.412
5514190000 Other woven fabrics <85% of fibres mixed weight >170 g/m of cotton	77.513	177.089	993.267	2.589.921
5514210000 Dyed polyester staple fibres, plain weave staple fibres <85%, cotton >170 g/m, dyed	14.955	15.136	71.556	74.545
5514220000 Dyed, 3 or 4-thread twill, incl. twill polyester staple fibres <85%, cotton >170 g/m	0	429	0	8.817

**I.3. IMPOR MENURUT KOMODITI / IMPORT BY HS COMMODITY**  
**\*\*\* FEBRUARI / FEBRUARY 2009 \*\*\***

H S Uraian Komoditi Commodity Description	Berat Bersih / Net Weight (Kg)		Nilai / Value C.I.F (US\$)	
	Bulan ini	Kumulatif	Bulan ini	Kumulatif
	Current Month	Cum. Jan. to date	Current Month	Cum. Jan. to date
5514290000 Other woven fabrics<85% of fibresmixed weight >170g/m of cotton , dyed	8.951	65.542	113.956	892.698
5514300000 Woven fabrics of synth stple fibre<85%, cotton >170 g/m, diff color	0	17.342	0	75.029
5514420000 Prnt 3-thread/4-thread twill,incl twlpolyester stple fbr<85%, cotton >170g/m	73	73	102	102
5514430000 Oth printd woven fabrics of polyesterstpl fbr <85%, cotton >170 g/m	0	72	0	420
5514490000 Other printed woven fabrics<85% suchfibres, weight >170 g/m of cotton	10.503	273.727	66.095	1.484.851
5515110000 Oth woven fabrcs of synth stple fbrs ofpolyester stpl fbr mixed w/viscose rayon	230.613	402.090	2.654.548	4.849.031
5515120000 Oth woven fabrcs of synth stple fbrs ofpolyester stpl fbr mixed w/m-made flmnt	103.344	125.620	239.072	521.744
5515130000 Oth woven fabrcs of synth stple fbrs ofpolyester stpl fbr mix w/wool/anml hair	49.059	53.259	748.194	824.734
5515190000 Other woven fabrics of synth stple fbrof other polyester staple fibres	98.086	148.755	1.058.407	1.346.460
5515210000 Oth wvn fbrcs of acrylic/modacrylicmixed/solely with man-made filament	587	685	8.861	9.398
5515220000 Oth wvn fbrcs of acrylic/modacrylicmixed/solely w/wool/fine anml hair	6	6	36	36
5515290000 Oth wvn fbrcs of acrylic/modacrylic mixw/other than man-made flmnt/wool	4.639	4.791	55.048	56.454
5515910000 Oth woven fabrics mixed mainly/solelyman-made filaments	146	287	3.475	5.443
5515990000 Oth woven fabrics mixed mainly/solelywith other than man-made flmnt/wool	30.048	56.497	366.779	537.142
5516110000 Unbleached/bleached woven fabrics ofartificial staple fibre;weight>=85%	38	3.147	255	18.450
5516120000 Dyed fbrcs of artificial staple fibre;weight>=85% of artificial staple fibres	20.327	26.255	108.075	164.686
5516140000 Printed woven fabrics of yarns of diffcolor; wght>=85% of artificial staple fb	36.044	80.469	295.900	680.087
5516210000 Un/bleached woven fabrics of artificialstaple fibre mix m-m-f;weight<85%	3.092	3.092	38.345	38.345
5516220000 Dyed woven fabrics of artificialstaple fibre mix m-m-f;weight<85%	33.970	39.133	462.097	513.722
5516230000 Woven fabrics of yarn of diff colorartificial staple fibre;weight<85%	176	642	1.780	5.461
5516320000 Dyed woven fabrics of artificial staplefibre mixed with wool;weight<85%	104	202	3.518	7.008
5516410000 Un/bleached woven fabrics of artificialstaple fibre mixed cotton;weight<85%	266	266	358	358
5516420000 Dyed woven fabrics of artificial staplefibre mixed with cotton;weight<85%	0	9.391	0	61.473
5516430000 Woven fabrics of yarn of diff colorsmixed with cotton;weight<85%	9.667	11.122	63.809	75.705
5516440000 Printed woven fbrcs of artifcl staplefibre mixed with cotton;weight<85%	0	5	0	40
5516910000 Other un/bleached woven fabrics ofstaple fbr mixed w/cotton;weight<85%	1.267	1.267	491	491
5516920000 Other dyed woven fabrics of artificialstaple fibre mixed cotton;weight<85%	14.808	36.532	183.561	298.229
5516930000 Oth woven fabric of yarn of diff colorsstaple fibre mixed cotton;weight<85%	0	216	0	1.891
5516940000 Other printed woven fabrics of artifclstaple fibre mixed cotton;weight<85%	23.689	33.467	231.155	340.234
5601100000 Sanitary towels & tampons, napkinsliners for baby&similar sanitary article	904	922	3.040	3.305
5601210000 Wadding & its articles of man-madefibres	390	627	6.280	10.768
5601221000 Wrapped cigarette tow of man-madefibres	0	15	0	804
5601229000 Other wrapped cigarette tow of man-made fibres	9.024	9.024	92.601	92.601
5601290000 Wrapped cigarette tow of other thanman-made fibres	52.406	88.506	963.244	1.002.125
5601301000 Polyamide fibre flock of waddingmaterial not exeeding 5 length.	3.083	16.186	23.310	79.377
5601309000 Textile flock & dust mill nepts otherthan polyamide fibre flock;<=5 flock	322	1.324	1.909	5.867
5602100000 Needleloom felt & stich-bonded fibrecovered/laminated.	68.637	217.517	423.215	1.462.786
5602210000 Oth felt of wool/fine animal hair,notimpregnated,coated,covered	29	29	735	735
5602290000 Oth felt of oth textile materials,notimpregnated,coated,covered	1.660	12.345	38.076	163.691
5602900000 Felt, oth thn needleloom&oth felt notimpregnated, coated, covered	633	23.397	3.271	166.335
5603110000 Non woven of man-made filament, notimprgnatd,cvred/lminated;wght<=25g/m	262.387	578.731	1.244.724	2.616.471
5603120000 Non woven of m-m-f, not imprgnated,covred/lminated; 25g/m<weight<70g/m	131.660	343.390	755.075	1.546.179
5603130000 Non woven of m-m-f, not imprgnated,covred/lminated; 70g/m<weight<150g/m	208.073	455.583	488.406	1.187.859
5603140000 Non woven of m-m-f, not imprgnated,covered/laminated; weight>150g/m	294.059	425.384	1.094.397	1.686.124
5603910000 Non woven of other, weight=<25g/m2	233.258	535.946	521.548	1.141.228
5603920000 Non woven of other25g/m2 < weighing =<70g/m2	31.852	854.985	148.619	1.812.560
5603930000 Non woven of other70g/m2 < weighing =<150g/m2	100.570	115.389	210.242	285.432
5603940000 Non woven of other, weight=<150g/m2	115.053	294.297	407.709	1.647.748
5604100000 Rubber thread & cord, textile coveredand the like head 5404/5405	66.460	85.776	409.924	632.601
5604900000 Oth thn rubber thread&cord, textilecoverd&the like head 5404/5405	85.025	283.250	331.247	595.681
5605000000 Metallised yarn, whether/not gimped,metallised yarn, whether/not gimped,	2.817	4.316	19.201	21.437
5606000000 Gimped yarn, strip & the like of headgimped yarn, & strip & the like of headi	138.234	368.170	292.402	689.932
5607210000 Binder/baler twine of sisal/othertextile fibres of genus agave	423	1.604	29.132	52.919
5607290000 Othr binder/baler twine of sisal/othertextile fibres of genus agave	30.528	157.218	57.495	221.636
5607410000 Binder/baler twine of polyethylene/polypropylene	4.082	4.673	39.575	44.777
5607490000 Gimp yarn,oth thn binder/balertwine,of polyethyln/polypropyln	344.660	774.420	445.898	983.968
5607501000 V-belt cord of man-made fibres treatedresorcinol formaldehyde>=10000 dec	16.194	26.255	150.251	253.644
5607509000 V-belt cord of othr synth fbrs treatedmeasuring more than 10,000 decitex	76.231	168.387	153.147	991.482
5607901000 Other gimped yarn, of artificialsfibres, like of heading 5404/5405	15.857	23.935	238.456	315.248
5607902000 Other gimped yarn, of abaca/othhard fbrs,like of headng 5404/5405	656	1.895	1.782	17.337
5607909000 Other gimped yarn, oth thn of abacaand artificials fibres	24.296	34.070	57.672	83.454
5608110000 Made up fishing net of man-made textilematerials	156.653	357.832	373.891	587.581
5608192000 Net bags of man-made textile material	31.842	46.817	116.231	169.320
5608199000 Knotted of twine,oth than man-madetexti. matr.,fishng net&net bags	1.400	8.296	35.038	86.064
5608900000 Other knotted of twine,cordage/ropemade up fishng net and oth	64.566	79.876	131.992	209.090
5609000000 Articles of yarn,strip/the like of head5404/5405,twine,cordage,rope/cable	25.291	83.432	133.098	321.242
5701901000 Articles of yarn,like of head. 5404/5405,of cotton, oth text.matr.	0	230	0	23.071
5701909000 Articles of yarn,like of head. 5404/5405,oth than cotton, oth text.matr.	2.431	2.431	3.529	3.529
5702100000 Kelem,schumacks,karamanie&smlarhand-woven rugs, not tufted/flocked	32	32	278	278
5702200000 Floor covering of coconut fibres (coir)not tufted/flocked	0	9.155	0	5.439
5702310000 Floor cov of pile constrct of wool/fineanimal hair,not made up, not tufted/floc	1.988	1.988	64.823	64.823
5702320000 Floor cov of pile construct of man-madetext mat, not made up,not tufted/flocked	24	24	107	107
5702399000 Floor cov of pile construct of othertextile materials, not made up,not tufte	3.192	4.850	8.020	25.311



**I.3. IMPOR MENURUT KOMODITI / IMPORT BY HS COMMODITY**  
**\*\*\* FEBRUARI / FEBRUARY 2009 \*\*\***

H S Uraian Komoditi Commodity Description	Berat Bersih / Net Weight (Kg)		Nilai / Value C.I.F (US\$)	
	Bulan ini Current Month	Kumulatif Cum. Jan. to date	Bulan ini Current Month	Kumulatif Cum. Jan. to date
5702420000 Oth floor cov.of pile constrct made up,of man-made textile matrsl	21.529	226.491	31.989	373.953
5702499000 Oth floor cov.of pile constrct made up,oth thn cotton&jute,oth textile matrsl	0	1.930	0	3.177
5702920000 Oth floor cov.not of pile constrct,made up,of man-made textl matrsl	8.761	8.761	17.838	17.838
5703100000 Carpet&oth txtl flr cov.,tufted, whthr/not made up,of wool/fine anim.hair	100	834	1.830	22.229
5703200000 Carpet&oth txtl flr cov.,tufted, whthr/not made up,of nyl/n/oth plyamid	42.374	168.601	121.549	439.598
5703300000 Carpet&oth txtl flr cov.,tufted, whthr/not made up,of oth man-md-txtl mtrsl	108.375	294.286	655.996	1.373.562
5703901000 Carpet&oth txtl flr cov.,tufted, whthr/not made up,of cotton,oth textile matrsl	0	6.634	0	16.856
5703909000 Carpet&oth txtl flr cov.,tufted, whthr/nt md up,not cttn&jute fbr,oth txtl mtrl	0	7.283	0	121.363
5704100000 Tiles, having a surface <=0,3m,felt,notuffed/flocked,made up/not	1	2	15	113
5704900000 Tiles, having a surface >0,3m,felt,nottuffed/flocked,made up/not	52.806	182.885	87.509	217.751
5705100000 Oth carpet&oth txtl flr cov.,whthr/not made, of cotton	8	24	159	315
5705900000 Oth carpet&oth txtl flr cov.,whthr/not made,oth thn cotton&fibres	79.769	118.588	82.320	192.109
5801100010 Woven pile&chenille fbrc,of wool/fine animals hairs,melton cloth(tennis)	8.722	19.541	109.862	248.848
5801100090 Woven pile&chenille fbrc,of wool/fine anml hairs,oth melton cloth(tennis)	385	443	2.852	3.990
5801210000 Uncut weft pile fabrics of cotton otherthan fabrics of head 5802/5806	5.346	5.652	73.993	77.094
5801220000 Cut corduroy of cotton oth than fabricof head 5802/5806	40.219	62.035	246.691	420.544
5801230000 Oth weft pile fabrics of cotton oth thnfabrics of head 5802/5806	440	1.648	3.333	12.047
5801240000 Warp pile fabrics, epingle£(uncut) ofcotton othr than fabrics of head 5802/06	318	318	2.580	2.580
5801250000 Warp pile fabrics of cotton, cut, otherthan fabrics of head 5802/5806	11.762	16.618	75.250	122.865
5801260000 Chenille fabrics of cotton other thanfabrics of head 5802/5806	0	134	0	2.295
5801310000 Uncut weft pile fbrcs of man-made fbrsother than fabrics of head 5802/5806	870	21.070	9.951	81.951
5801320000 Cut corduroy of man-made fibres otherthan fabrics of head 5802/5806	35	35	481	481
5801330000 Oth weft pile fabrics of man-made fbrsother than fabrics of head 5802/5806	3.249	7.550	27.212	70.065
5801340000 Warp pile fbrcs, epingle(uncut) of man-made fbrs othr thn fabrnc of head 5802/06	54	54	362	362
5801350000 Warp pile fabrics of man-made fbrs,cut,other than fabrics of head 5802/5806	6.223	12.509	49.000	101.251
5801360000 Chenille fabrics of man-made fribresother than fabrics of head 5802/5806	2.248	2.248	39.489	39.489
5801901000 Othr carpet & text floor covrng of silkthan fabrics of head 5802/5806	235	1.282	2.434	10.725
5801909000 Othr carpet & text floor covrng of oththan silk/fabrics of head 5802/5806	27.412	54.229	122.893	238.168
5802110000 Unbleachd terry towelling&smlar wovenfabrics of cotton othr than head 5806	1.727	2.816	13.282	17.644
5802190000 Bleachd terry towelling&smlar wovenfabrics of cotton othr than head 5806	3.562	4.346	26.116	32.037
5802200000 Terry towelling & imilar ofothr textilemat fbrcs of cotton othr than head 5806	37.780	38.016	181.089	182.858
5802300000 Tufted textile fabrics of cotton otherthan fabrics of head 5806	57.599	57.599	320.778	320.778
5803001000 Gauze, oth thn narrow fbrcs of heading58.06, of cotton	41.414	69.202	121.354	573.189
5803009000 Gauze, oth thn narrow fbrcs of heading58.06, oth thn cotton	1.398	9.440	11.708	225.797
5804101000 Tullcs & other net fabrics of silk,notincl woven fabrics of head 6002 to 6006	3.881	14.001	191.204	292.908
5804102000 Tullcs & other net fbrcs of cotton,notincl woven fabrics of head 6002 to 6006	253	339	15.663	16.533
5804109000 Tullcs&oth net fbrnc oth than silk/cottoninc woven fabrics of head 6002 to 6006	21.956	56.558	164.064	441.173
5804210000 Mechanically made lace of man-made fbrsexcl fabrics of head 6002 to 6004	30.174	67.330	834.769	1.570.048
5804290000 Mechanically made lace of oth textilemat. excl fabrics of head 6002 to 6004	32.863	55.161	737.329	1.337.429
5804300000 Mechanically hand-made lace excl.fabricof head 6002 to 6004	7.190	11.403	211.523	304.778
5805001000 Hand-woven tapestries of cotton, whetheror not made up	496	1.009	6.043	12.361
5805009000 Hand-woven tapestries of other thancotton, whether/not made yp	10	228	8	1.284
5806101000 Woven pile fabrics of silk other thangoods of head 5807	26.433	35.552	336.703	422.582
5806102000 Woven pile fabrics of cotton otherthan goods of head 5807	4.621	9.638	113.231	139.956
5806109000 Woven pile fabrics of other than silk/cotton other than goods of head 5807	2.800	4.893	38.450	53.043
5806200000 Oth woven fabrics;weight>=5% of elasto-meric yarn/thread	169.311	242.103	2.875.639	3.864.044
5806311000 Narrow woven fabrics of cotton for mfgof inkd ribbon oth thn goods of head 580	2.877	7.375	210.246	251.208
5806312000 Backing for electrical insulating paperother than good of head 5807	33	111	280	3.191
5806313000 Slide fastener ribbons;width<=12mmother than good of head 5807	56	109	1.176	1.512
5806314000 Webbing used in covering piping, polesand the like but goods of head 5807	34	2.904	610	18.541
5806319000 Other woven fabrics excluding goods ofhead 5807	9.884	12.524	152.616	192.404
5806321000 Narrow woven fabrics of man-made fibresfor seat belt webb excl goods of head 5	18.786	119.498	299.552	1.745.676
5806322000 Slide fastener ribbon;width<=12mm of mffor seat belt webb excl goods of head 5	718	1.138	2.601	12.781
5806323000 Webbing used in covering piping, poles,other than good of head 5807	562	562	12.087	12.087
5806329000 Woven fbrcs of oth than cotton/man-madefbr other than goods of head 5807	106.979	225.320	949.135	2.223.352
5806391000 Woven fabrics of silk other than goods of head 5807	993	2.780	13.260	52.389
5806399010 Woven fabrnc for covering,piping, poles,other than goods of head 5807	643	1.202	10.698	20.810
5806399020 Narrow woven fabrics for mfg of ribbonstypewritr, no ink oth than good of head	150	303	1.899	3.461
5806399030 Narrow fabrics used for slide fastener;width<=12mm	88	88	3.901	3.901
5806399090 Narrow fabrics used for slide fastener;width>12mm	6.399	13.390	89.491	162.358
5806400000 Fabrics consist of warp without assbldby means of an adhesive	1.553	1.682	9.138	9.821
5807100000 Labels,badges, similar mat of woven,inpiece,strip,shape/size,not embroidere	180.762	482.607	2.941.517	7.363.787
5807900010 Labels,badges, similar mat of non wovenfbr in piece,strip,shape/size,not emb	22.335	69.472	332.859	836.038
5807900090 Labels,badges, similar mat of oth wovenfbr in piece,strip,shape/size,not emb	24.977	78.356	287.147	920.577
5808101000 Braid in the piece combined with rubberthreads, without embroidery, not knit/cr	65.750	68.891	2.023.338	2.076.149
5808109000 Braids not in the piece combined withthreads, without embroidery, not knit/cr	9.000	9.948	198.024	213.870
5808901000 Oth braids combined with rubber threadswithout embroidery, not knittd/crocheted	13.057	29.343	101.537	240.973
5808909000 Oth braid combined with oth than rubberthreads, without embroidery, not knit/cr	6.093	11.361	95.537	160.248
5809000000 Woven fabrics of metal thread & wovenfabrics of metallised yarn of head 5605	409	938	6.833	15.350
5810100000 Embroidery without visible ground,in piein strip motifs	1.366	1.421	40.753	45.294
5810910000 Embroidery of cotton, without visiblegorund in piece,in strip motifs	50.630	114.121	828.539	1.959.327
5810920000 Embroidery of man-made fibres, withoutvisible goround,in piece,in strip motifs	29.029	98.819	218.242	641.136
5810990000 Embroidery of other textile material,visible goround,in piece,in strip motifs	93.873	208.214	1.050.923	2.157.228

**I.3. IMPOR MENURUT KOMODITI / IMPORT BY HS COMMODITY**  
**\*\*\* FEBRUARI / FEBRUARY 2009 \*\*\***

H S Uraian Komoditi Commodity Description	Berat Bersih / Net Weight (Kg)		Nilai / Value C.I.F (US\$)	
	Bulan ini Current Month	Kumulatif Cum.Jan. to date	Bulan ini Current Month	Kumulatif Cum.Jan. to date
5811000000 Quilted textile prods in the piece,with mat aseembld othr than embrdry of 5	7.834	48.693	75.475	370.009
5901100000 Textile fabrics coated w/gum/amylaceused for covers books and the like	1.428	3.728	8.799	52.687
5901901000 Textile fabrics coated w/gum/amylacefor tracing cloth	7.150	8.467	95.639	109.071
5901902000 Textile fabrics coated w/gum/amylaceprepared painting canvas	2.285	2.285	4.722	4.722
5901909000 Textile fabrics coated w/gum/amylacefor other than tracing cloth/paintg c	4.331	15.696	10.193	26.617
5902101000 Chafer canvas type of nylon/oth poly-amides, high tenacity, rubberised	7.052	12.841	41.031	83.656
5902109000 Chafer canvas type of nylon/oth poly-amides, high tenacity, not rubberised	332.422	990.382	1.421.193	4.487.590
5902202000 Chafer canvas type of polyester, highnylon, tenacity, rubberised	183	23.693	1.574	94.198
5902209000 Chafer canvas type of polyester, highnylon, tenacity, not rubberised	154.710	393.130	654.718	1.695.205
5902900000 Tyre cord fabric of high tenacity yarn,oth thn nylm/oth polymd&polyst	51	17.425	1.751	102.663
5903100000 Textile fabrics impregnat,coat,coverwith polyvinyl chloride	1.148.571	3.915.318	1.598.467	3.866.541
5903200000 Textile fabrics impregnat,coat,coverwith polyurethane	460.904	1.007.597	4.551.550	8.692.749
5903901000 Impregnated textile fbrcs of nylon canvcoated with plastics oth than of head 59	63.935	107.629	673.253	935.369
5903909000 Oth imprgntd text fbrc of oth han nyloncanvas coated w/plastic oth thn of head	174.748	344.108	1.268.396	2.493.481
5904900000 Oth linoleum, cut to shape/not,coating applied on textile backing	0	1.121	0	18.804
5905000000 Textile wall coverings.textile wall coverings.	1.260	1.260	10.949	10.949
5906100000 Adhesive tape;width<=20cm, oth than ofheading 5902	53.462	63.575	178.273	314.640
5906910000 Knitted/crocheted linoleum, whetherof not to shape	15.128	21.756	95.065	196.824
5906991000 Linoleum for hospital rubber sheeting,whether/not cut to shape.	136	1.147	3.110	12.391
5906999000 Linoleum not for hospital rbrb sheetinwhether/not cut to shape.	53.316	56.363	113.700	150.988
5907001000 Fabrics impregnated,coated/covered oilof oil-based preparation	173	485	6.949	17.419
5907003000 Textile fbrcs impregnated, coated/covrwith fire resistant chemical	7	7	30	30
5907004000 Fabrics imprgntd,coated/covered flockvelvet, the entire surface of textile fl	2.008	22.418	18.882	105.216
5907006000 Fabrics impregnated,coated/covered othematerials	13.910	45.309	37.376	81.016
5907009000 Othe textile fabrics not impregnated,covered with othe materials	10.207	12.384	141.325	185.881
5908001000 Wick; incandescent gas mantleswhether/not impregnated	3	7.791	765	55.935
5908009000 Textile oth than wick; incandescent gasmantles, whether/not impregnated	0	7.398	0	63.981
5909001000 Fire hoses and similar textile tubing	45.189	74.321	276.061	410.544
5909009000 Othe textile hosepiping & similartextile tubing	7.550	20.701	85.125	155.212
5910000000 Transmssn/convyr belts/belting,of textl matrl, whether/not impregnated,	2.530	8.564	86.191	215.159
5911100000 Textile fabrics, felt&felt-lined wovencoated with rubber,leather/oth materi	90.010	105.291	1.197.486	1.409.944
5911200000 Bolting cloth, whether/not made up	15.872	19.477	238.331	400.666
5911310000 Textile fabrics&felts;weight< 650 g/m,in making/similar machinener	3.042	23.278	287.502	976.498
5911320000 Textile fabrics&felts;weight>= 650 g/m,in making/similar machinener	63.868	112.431	3.048.470	6.138.494
5911400000 Straining cloth of a kind used in oilr the like incl that of hair	0	4.121	0	37.000
5911901000 Textile packings & gaskets used inmaking/similar machinery	418	11.308	48.642	74.712
5911909000 Othe than textile packings & gasketsused in making/similar machinery	42.694	421.279	445.193	2.558.588
6001101000 Unbleached long pile, knitted/crocheted,mercerised	5.708	18.122	58.016	134.480
6001109000 Bleached long pile, knitted/crocheted,not mercerised	12.180	17.652	82.844	122.267
6001210000 Looped pile fabrics of cotton,knitted/crocheted	19.144	36.895	192.583	478.461
6001220000 Looped pile fabric of man made fibre,knitted/crocheted	13.216	25.326	125.403	228.648
6001290000 Looped pile fabric of oth textls matrls,knitted/crocheted	0	2.159	0	24.460
6001910000 Oth pile fabrics, of cotton,knitted/crocheted	6.287	8.496	34.465	52.935
6001921000 Oth pile fabrics, of man made fibres,unbleached	2.752	52.929	24.311	359.048
6001929000 Oth pile fabrics, of man made fibres,othe than unbleached	30.772	100.202	198.366	431.238
6001991000 Unbleached fabrics of othe textilematerials,not mercerised	20	3.355	554	31.308
6001999000 Bleached fabrics of othe textilematerials,not mercerised	6.207	9.175	49.313	82.450
6002400000 Knit/croch fbrcs;weight>5% of elastomeyam,no rubber thread, oth than of head	281.458	583.143	2.392.850	5.903.660
6002900000 Knit/croch fbrcs;weight<5% of elastomeyam,no rubber thread, oth than of head	898.536	1.982.171	7.541.452	17.640.612
6003100000 Knit/croc fbrcs of wool/fine animalhair, width<=30cm oth than 6001/6002	6	2.081	300	13.947
6003200000 Knit/crocheted fabrics of cottonwidth<=30cm oth than 60.01/60.02	20.634	35.286	88.054	209.058
6003300000 Knit/crocheted fabrics of syntheticfibr, width<=30cm oth than 6001/6002	31.826	107.681	249.267	774.896
6003400000 Knit/crocheted fabrics of artificialwidth<=30cm oth than 60.01/60.02	892	4.145	9.587	62.472
6003900000 Othr knit/croc fabrics, width<=30cmoth than 60.01/60.02	15.609	65.815	127.287	430.665
6004101000 Knitted swimwear fabric;weight 80%synth yarn; 20% elastic yarn	276.839	870.262	3.209.107	8.151.776
6004109000 Knit/crochet fabr,width<=30cmcon.>20%, oth thn of heading 6001	522.247	1.312.177	2.933.345	7.315.432
6004900000 Othe knitted/crocheted fabrics; width<=30cm othe than of heading 6001	92.240	236.142	870.916	2.394.662
6005210000 Warp knit fabrics of cotton othe than of heading 60.01-60.04	8.721	18.806	69.751	157.596
6005220000 Dyed warp knit fabrics of cotton othethan of heading 60.01-60.04	71.115	78.494	383.736	563.158
6005230000 Warp knit fabrics of yarn of diff coloroth than of heading 60.01-60.04.	69.865	69.865	629.755	629.755
6005240000 Printed warp knit fabrics of cotton oththan of heading 60.01-60.04	32.492	39.809	245.728	302.483
6005311000 Wrp knit fbrc,of synthtc,bleach/no,swimwr,of polyester&polybutylene	4.600	16.183	119.155	268.727
6005319000 Wrp knit fbrc,of synthtc,bleach/no,oth thn swimwr,of polystr&polybutyl	193.599	360.640	880.936	2.237.346
6005321000 Warp knit fbrc,of synthtc,dyed,swimwr,of polyester&polybutylene	69.418	138.638	563.706	979.835
6005329000 Warp knit fbrc,of synthtc,dyed,oth thn swimwr,of polystr&polybutyl	236.006	444.185	1.757.658	3.132.040
6005331000 Wrp knit fbrc,of synthtc,yarn diff clrs,swimwr,of polyester&polybutylene	2.233	4.442	26.972	59.090
6005339000 Wrp knit fbrc,of synthtc,yarn diff clrs,oth thn swimwr,of polystr&polybutyl	15.583	77.211	216.658	975.651
6005341000 Warp knit fbrc,of synthtc,printed,swimwr,of polyester&polybutylene	1	8.744	10	80.384
6005349000 Warp knit fbrc,of synthtc,printed,oth thn swimwr,of polystr&polybutyl	11.803	33.609	60.221	123.848
6005410000 Warp knit fabrics of artifil fibres ofthan of heading 60.01-60.04	280	280	2.240	2.240
6005420000 Dyed warp knit fabrics of artifil fibroth than of heading 60.01-60.04.	0	488	0	9.369
6005900000 Oth warp knit fabrics oth than ofheading 60.01-60.04	120.896	255.742	550.970	1.324.586
6006100000 Oth knit/crochtd fbrcs of wool/fineanimal hair oth than of head 6001-6004	122.872	225.061	1.410.108	3.457.072

**I.3. IMPOR MENURUT KOMODITI / IMPORT BY HS COMMODITY**  
**\*\*\* FEBRUARI / FEBRUARY 2009 \*\*\***

H S Uraian Komoditi Commodity Description	Berat Bersih / Net Weight (Kg)		Nilai / Value C.I.F (US\$)	
	Bulan ini Current Month	Kumulatif Cum.Jan. to date	Bulan ini Current Month	Kumulatif Cum.Jan. to date
6006210000 Oth knit/crochtd fbrcs of cottonoth than of heading 60.01-60.04.	49.547	235.363	335.193	1.997.923
6006220000 Oth dyed knit/crochtd fbrcs of cottonoth than of heading 60.01-60.04.	1.091.927	2.531.056	7.484.423	17.985.720
6006230000 Oth knit/crochtd fbrcs of yarn of difcolor oth than of heading 60.01-60.04	22.287	37.939	179.121	249.914
6006240000 Oth printed knit/crochtd fbrcs ofcotton oth than of heading 60.01-60.04.	28.718	44.432	228.573	389.089
6006311000 Oth warp knit fbrcs of nylon fibr meshfor as a backngmat for mosaic tile	20.719	37.203	170.037	285.786
6006319000 Oth warp knit fbrcs of oth than ofheading 60.01-60.04.	8.127	30.196	59.877	218.571
6006321000 Dyed nylon fibre mesh for use as backngmat for mosaic tiles oth than head 6001	219.790	574.434	1.915.135	5.273.926
6006329000 Oth dyed nylon fibres material formosaic tiles oth than head of 6001-6004	226.005	431.092	1.866.783	3.555.263
6006330000 Oth knittd/crochetd fabrc synthtc,of yarn of diff colors	213	1.792	2.817	21.947
6006340000 Oth knittd/crochetd fabrc synthtc,printed	17.823	33.460	205.303	333.331
6006410000 Oth warp knit fabrics of artificialfibres oth than of heading 60.01-60.04.	0	1.291	0	20.655
6006420000 Oth dyed warp knit fabrics of artifi-cial fibres oth than of head 60.01-60.04	150.088	301.513	960.067	1.936.458
6006430000 Oth warp knit fabrics of yarn of diffcolor oth than of heading 60.01-60.04	103	103	1.334	1.334
6006440000 Oth warp knit fabrics of artificialfibres printed oth than of head 60.01-60	6.995	7.342	69.394	71.603
6006900000 Oth warp knit fabrics oth than of artcial fibres oth than of head 6001-6004	194.070	563.122	1.549.461	4.380.435
6101200000 Male's wear of cotton oth than ofhead 61.03	1.662	7.396	41.928	82.516
6101300000 Male's wear of man-made oth thanof head 61.03	114	865	3.836	8.459
6101900000 Male's wear of oth textile materialoth than of head 61.03	1	97	4	1.538
6102200000 Female's wear of cotton,knitted/crocheted oth than of head 6104	2.744	5.843	58.621	74.823
6102300000 Female's wear of man-made fibres,knitted/crocheted oth than of head 61	953	2.446	19.181	25.392
6102900000 Female's wear of oth textile materials,knitted/crocheted oth than of head 61	30	30	867	867
6103220000 Male' ensembles of cotton	8.867	8.867	116.448	116.448
6103320000 Male's jackets & blazers of cotton	1.940	3.314	6.814	18.644
6103330000 Male's jackets & blazers of syntheticfibres	2.710	3.061	25.599	33.667
6103399000 Male's jackets & blazers of oth textilmaterials	0	143	0	2.373
6103420000 Male's trousers,bib&brace overall,breeches&shorts of cotton	16.727	17.537	55.453	60.783
6103430000 Male's trousers,bib&brace overall,breeches&shorts of synthetic fibres	1.629	5.178	23.912	62.993
6103490000 Men/boy trousr,bib&brace overll,breech&short of oth textl matrl,knitt/crochet	0	186	0	6.137
6104130000 Female's suits of synthetic fibres	0	131	0	246
6104192000 Women/girl suits,of cotton synthtcfibres,of oth textl matrl,knitt/crochet	68	103	350	442
6104199000 Female's suits of oth textile material	0	1	0	2
6104220000 Female's ensembles of cotton	104	2.663	685	6.608
6104230000 Female's ensembles of synthetic fibres	0	637	0	1.279
6104320000 Female's jackets & blazers of cotton	299	3.992	6.557	32.960
6104330000 Female's jackets & blazers of syntheticfibres	95	1.845	2.216	11.838
6104390000 Women/girl jackets&blazers,of oth textl matrl,knitt/crochet	87	213	2.759	4.353
6104410000 Dresses of wool/fine animal hair, knitted/crocheted	42	42	4.005	4.005
6104420000 Dressed of cotton	3.588	7.856	35.186	70.396
6104430000 Dressed of synthetic fibres	11.931	14.857	56.934	74.260
6104440000 Dressed of artificial fibres	833	1.413	40.534	64.274
6104490000 Dresses of other textile materials	537	1.012	19.810	28.102
6104520000 Female's skirts & divided skirts ofcotton	44	2.685	470	7.713
6104530000 Female's skirts & divided skirts ofsynthetic fibres	2.592	2.676	11.229	13.036
6104590000 Women/girl skirts&devided skirts,of oth textl matrl,knitt/crochet	99	114	4.287	5.735
6104620000 Female's trousers, bib & brace overallsbreeches & shorts of cotton	23.435	71.286	93.505	221.063
6104630000 Female's trousers, bib & brace overallsbreeches & shorts of synthetic fibres	25.141	56.241	77.340	146.451
6104690000 Womn/girl trousr,bib&brace overll,brh&short f oth textl matrl,knitt/crochet	861	4.621	24.873	73.951
6105100000 Male's wear of cotton, knitted/crocheted	22.820	32.975	337.622	508.424
6105201000 Male's wear of synthetic fibres, knittedor crocheted	1.012	3.798	30.473	86.613
6105202000 Male's wear of artificial fibres, knitteor crocheted	22	632	1.028	16.826
6105900000 Men/boy shirts of oth textls matrls,knitt/crochet	12	23	933	1.958
6106100000 Female's wear of cotton, knitted/crocheted	15.576	54.686	150.985	369.231
6106200000 Female's wear of man-made, knittedor crocheted	7.683	16.966	73.317	131.341
6106900000 Womn/girl blous,shirt&shirtblous,oth textl matrl,knitt/crochet	5.282	5.511	77.542	102.434
6107110000 Male's underpants & briefs of cotton	2.578	12.218	27.506	108.032
6107120000 Male's underpants & briefs of man-madefibres	6.849	11.068	11.275	23.122
6107190000 Male's underpants & briefsof oth textls matrls	16	4.230	611	9.879
6107210000 Male's nightshirts & pyjamas of cotton	1.895	3.194	7.917	20.451
6107220000 Male's nightshirt & pyjama of man-madefibres	0	652	0	996
6107910000 Oth wear articles of cotton	19.198	39.468	42.371	64.384
6107990000 Oth wear male of oth textls matrls	0	1	0	54
6108110000 Female's slips & petticoats of man-made fibres	112	411	2.796	13.768
6108199010 Female's slips & petticoats of silkof oth textls matrls	1	1	12	12
6108199090 Female's slips & petticoats oth thnsilk, of oth textls matrls	260	837	10.662	34.513
6108210000 Briefs & panties of cotton	20.387	33.678	72.177	143.160
6108220000 Briefs & panties of man-made fibres	79.232	135.211	203.873	355.653
6108290000 Female's brief&pantie,knitt/crochetof oth textls matrls	16	237	516	4.022
6108310000 Nightdresses & pyjamas of cotton	27.007	39.033	56.706	90.915
6108320000 Nightdresses & pyjamas of man-madefibres	14.531	21.491	22.486	37.099
6108390000 Female nightdress&pyjama,of othtextls matrls,knitt/crochet	58	58	2.484	2.484
6108910000 Negliges, bathrobes, dressing gowns ofcotton	24	94	1.018	1.526
6108920000 Negliges, bathrobes, dressing gowns ofman-made fibres	3.416	3.976	9.080	10.277
6108990000 Oth famale wear,of oth textl matrl,knitted/crocheted	167	167	4.478	4.478

**I.3. IMPOR MENURUT KOMODITI / IMPORT BY HS COMMODITY**  
**\*\*\* FEBRUARI / FEBRUARY 2009 \*\*\***

H S Uraian Komoditi Commodity Description	Berat Bersih / Net Weight (Kg)		Nilai / Value C.I.F (US\$)	
	Bulan ini Current Month	Kumulatif Cum.Jan. to date	Bulan ini Current Month	Kumulatif Cum.Jan. to date
6109101000 Men/boys't-shirts, singlets & othvests, knitted/crocheted of cotton	52.933	102.788	558.127	981.470
6109102000 Women/girls't-shirts,singlets & othvests, knitted/crocheted of cotton	33.314	52.054	550.549	810.264
6109901000 Men/boys't-shirts,singlets & oth vestsknit./crocheted of ramie, linen/silk	32	9.535	1.369	65.041
6109902000 Men/boys't-shirts,singlets & oth vestsknitted/crocheted of oth materials	16.261	56.749	240.571	370.567
6109909000 T-shirt,singlet&oth vest,knitte/crochet,of oth txtl mtrl,oth thn f rami,linn&slk	15.379	20.598	123.106	185.110
6110110000 Jerseys,pullovers, cardigans, waistcoatof wool	107	21.495	10.801	57.116
6110120000 Jerseys,pullovers, cardigans, waistcoatof kashmir (cashmere) goats	0	51	0	2.576
6110190000 Jerseys,pullovers, cardigans, waistcoatof oths wool/fine animal hair	11.693	11.716	98.013	103.763
6110200000 Jerseys,pullovers, cardigans, waistcoatof cotton	83.033	219.852	635.234	1.612.982
6110300000 Jerseys,pullovers, cardigans, waistcoatof man-made fibres	8.592	19.404	146.114	274.843
6110900000 Jersey,pullover,cardign,waiatcoat&similararticle,knitt/crochet,of oth txtl mtrl	4.692	76.003	84.230	412.966
6111200000 Babie garment&clothing accessorie,knitt/crochet,of cotton	10.228	16.459	129.885	237.996
6111300000 Babie garment&clothing accessorie,knitt/crochet,of synthtc fibres	2.914	6.114	24.352	48.226
6111900000 Babie garment&clothing accessorie,knitt/crochet,of oth txtl mtrl	0	2.455	0	66.033
6112110000 Track suits of cottonknitted/crocheted	0	9	0	309
6112120000 Track suits of synthetic fibresknitted/crocheted	328	328	4.527	4.527
6112190000 Track suits of oth txtl mtrl,knitted/crocheted	0	14	0	642
6112310000 Male's swimwear,of synthtc fibrs,knitted/crocheted	1.450	1.455	60.556	60.724
6112410000 Female swimwear,of synthtc fibr,knitted/crocheted	1.915	3.471	76.942	122.189
6112490000 Female swimwear,of oth txtl mtrl,knitted/crocheted	0	1.087	0	2.071
6113001000 Diver wetsuit,made up of knitt/cochet,fabrics of heading 5903, 5906/5907	150	312	9.048	11.666
6113002000 Protective/safety garmnt fr worker,made-up of knitt/cochet,head 5903;5906;5907	1.860	1.963	4.456	4.720
6114200000 Oth garments, knitted/crocheted ofcotton	32.745	134.464	180.524	731.032
6114300000 Oth garments, knitted/crocheted ofof man-made fibres	553	1.255	20.011	36.012
6114900000 Oth garments, knitted/crocheted ofof oth textile materials	11.767	40.338	136.758	446.513
6115100000 Panty hose & tights of graduatdcompression hosiery	32	122	546	3.524
6115210000 Panty hose & tights of synthetic fibres,single yarn<67 decitex, elastic/rubber	28	1.981	1.056	14.327
6115220000 Panty hose & tights of synthetic fibres,single yarn<67/>67 decitex,	5	25	197	1.067
6115291000 Stockings,socks,sockettes of cottonsingle yarn<67 decitex, elastic/rubber	15	241	42	851
6115299000 Panty hose & tights of oth than cottonelasticated/rubberised	1.481	4.675	6.479	13.267
6115301000 Women's full-length,knee-length hosieryof cotton, single yarn < 67 decitex	670	9.912	2.322	23.242
6115309000 Women's full-length,knee-length hosieryof oth than cotton, single yarn<67 dtex	21	47	718	1.391
6115940000 Oth stockings,socks, of wool/fineanimal hair,single yarn < 67 decitex	37	130	1.491	3.974
6115950000 Oth stockings,socks, of cotton,single yarn < 67 decitex	4.404	8.154	56.715	156.753
6115960000 Oth stockings,socks,sockettes ofsynthetic fibres,single yarn < 67 dtex	10.761	21.662	35.204	131.379
6115990000 Oth stockings,socks,sockettes ofothtextile materials, single yarn<67 dtex	1.065	1.156	7.512	7.796
6116100000 Gloves,mittens, mitts, knitted,croch.impregn., coated/covered plastics/rubber	4.507	10.313	74.919	138.156
6116910000 Gloves,mittens,of wool/fine animal hairknit. not impregn.coat.plastics/rubbers	8	258	2.672	15.317
6116920000 Gloves,mittens,of cotton knitted,croch.not impregnated coated plastics/rubbers	212	212	559	559
6116939000 Gloves,mittens,of oth th synthetic fibrsknit.not impregn.coat.plastics/rubbers	743	2.809	8.162	16.993
6116990000 Gloves,mittens,of oth textile materialsknit.not impregn.coat.plastics/rubbers	14	21	600	742
6117101000 Shawls, scarves, mufflers, mantillas,& the like of cotton	1.156	2.807	7.098	28.512
6117109000 Shawls, scarves, mufflers, mantillas,& the like of oth textile materials	5.139	7.744	71.434	90.471
6117801100 Ties, bow ties & cravats of wool/fineanimal hair	1.902	2.012	15.278	16.875
6117801900 Ties, bow ties & cravats of oth thanwool/fine animal hair	215	221	875	1.650
6117809000 Oth access of oth than wool/fineanimal hair	21.077	49.249	395.580	1.147.856
6117900000 Oth parts of garment	31.990	77.499	258.772	386.552
6201110000 Men/boys' overcoats,raincoats,car-coats,cloaks of wool/fine animal hair	58.536	58.599	90.360	91.943
6201120000 Men/boys' overcoats,raincoats,car-coats,cloaks of cotton	69	213	3.393	11.871
6201130000 Men/boys' overcoats,raincoats,car-coats,cloaks of man-made fibres	16	198	836	4.159
6201190010 Men/boys' overcoats,raincoats,car-coatscapes,cloaks of silk	2.464	2.474	26.792	26.805
6201190090 Men/boys' overcoats,raincoats,car-coats,cloaks of oth man-made fibres	7	97	14	2.439
6201910000 Men/boys' anorak, wind-cheaters/jacketsof wool/fine animal hair	17	17	1.831	1.831
6201920000 Men/boys' anorak, wind-cheaters/jacketsof cotton	445	2.214	13.640	23.301
6201930010 Men/boys' anorak, wind-cheaters/jacketsof batik	58	134	338	745
6201930090 Men/boys' anorak, wind-cheaters/jacketsof oth man-made fibres	495	2.625	21.955	61.411
6201990090 Men/boys' anorak, wind-cheaters/jacketsof oth textile materials	0	12	0	147
6202110000 Women/girls' overcoats,raincoats, car-coats, capes of wool/fine animal hair	39	42	4.246	4.405
6202120000 Women/girls' overcoats,raincoats, car-coats, capes of cotton	1.266	6.889	37.914	78.400
6202130090 Women/girls' overcoats,raincoats, car-coats, capes of oth man-made fibres	759	917	22.906	32.442
6202190010 Women/girls' overcoats,raincoats, car-coats, capes of silk	4	6	13	398
6202190090 Women/girls' overcoats,raincoats, car-coats, capes of oth textile materials	58	88	5.146	10.465
6202920000 Women/girls'anorak,wind-cheater/jacketsof cotton	474	636	16.993	22.572
6202930090 Women/girls'anorak,wind-cheater/jacketsof oth man-made fibres	294	471	13.728	16.112
6202990090 Oth famale wear,of oth txtl matr,oth than silk & ramie	8	2.341	1.309	24.755
6203110000 Men/boys'suits of wool/fine animalhair	93	266	8.610	22.968
6203120000 Men/boys' suits of synthetic fibres	0	25	0	354
6203191000 Men/boys' suits of cotton	61	70	123	3.066
6203199090 Male's suits, of oth txtl matr,oth thn silk&ramie,oth thn cotton	0	295	0	560
6203220000 Men/boys' ensembles of cotton	1.230	1.232	7.249	7.271
6203230000 Men/boys' ensembles of synthetic fibres	0	961	0	1.600
6203310000 Men/boys' jackets & blazers of woolor fine animal hair	820	1.990	38.101	90.934
6203320000 Men/boys' jackets & blazers of cotton	16.807	56.726	80.386	185.402

**I.3. IMPOR MENURUT KOMODITI / IMPORT BY HS COMMODITY**  
**\*\*\* FEBRUARI / FEBRUARY 2009 \*\*\***

H S Uraian Komoditi Commodity Description	Berat Bersih / Net Weight (Kg)		Nilai / Value C.I.F (US\$)	
	Bulan ini Current Month	Kumulatif Cum.Jan. to date	Bulan ini Current Month	Kumulatif Cum.Jan. to date
6203330000 Men/boys' jackets & blazers of syntheticfibres	2.570	4.801	40.216	58.903
6203390010 Male jackt&blazr, of oth textl matr,of silk	129	129	1.905	1.905
6203390090 Male jackt&blazr, of oth textl matr,oth than silk & ramie	496	2.241	10.206	29.427
6203410000 Trous,bib&brace overll,breech&short,of wool/fine animal hair,male wear	534	1.156	27.226	56.612
6203421000 Men/boys' bib & brace overalls ofcotton	607	5.000	5.189	28.951
6203429000 Men/boys' trousers of cotton	38.619	94.204	561.941	915.115
6203430000 Trous,bib&brace overll,breech&short,of synthtc fibres,male wear	8.482	16.940	147.114	247.616
6203490010 Trous,bib&brace overll,breech&short,of oth txtl mtrl,of silk, for mens/boys	3	3	22	22
6203490020 Trous,bib&brace overll,breech&short,of oth txtl mtrl,of ramie, for mens/boys	16	16	433	433
6203490090 Trous,bib&brace overll,breech&short,of oth txtl mtrl,oth thn rami&silk,for m	195	473	6.408	14.258
6204110000 Women/girls' suits of wool/fineanimal hair	5	26	76	2.894
6204120000 Women/girls' suits of cotton	7	750	2.333	13.281
6204130000 Women/girls/suits of synthetic fibres	0	3	0	308
6204190010 Female suit, of oth textl matr,oth thnswimwear,of silk	10	14	556	1.158
6204190020 Female suit, of oth textl matr,oth thnswimwear,of ramie	6	6	55	55
6204190090 Female suit, of oth textl matr,oth thnswimwear,oth than silk & ramie	961	2.150	7.760	36.930
6204210000 Women/girls'ensembles of wool/fineanimal hair	25	25	263	263
6204220000 Women/girls' ensembles of cotton	0	16	0	2.594
6204230000 Women/girls' ensembles of syntheticfibres	26	1.562	1.110	5.515
6204310000 Women/girls' jackets & blazers ofwool/fine animal hair	169	254	8.312	16.077
6204320000 Women/girls' jackets & blazers ofcotton	1.156	23.041	43.751	116.237
6204330000 Women/girls' jackets & blazers ofsynthetic fibres	980	5.010	28.088	54.558
6204390010 Female jackt&blazr,of oth txtl mtrl,oththn swimwear,of silk	92	118	2.073	6.303
6204390090 Female jackt&blazr,of oth txtl mtrl,oththn swimwear,of silk&ramie	801	1.116	35.995	64.373
6204410000 Dresses of wool/fine animal hairnot knitted/crocheted	65	66	1.762	1.797
6204420000 Dresses of cotton	14.679	21.908	177.223	231.263
6204430000 Dresses of synthetic fibres	5.611	9.989	87.482	125.817
6204440000 Dresses of artificial fibres	7.982	13.997	67.857	104.376
6204490010 Female dresses,of oth textl matr,oththn swimwear,of silk	1.523	2.176	77.354	127.458
6204490090 Female dresses,of oth textl matr,oththn swimwear,of silk&ramie	794	1.053	51.473	76.505
6204510000 Skirts & divided skirts of wool/fineanimal hair	117	218	3.039	9.952
6204520000 Skirts & divided skirts of cotton	9.523	23.166	110.699	178.232
6204530000 Skirts & divided skirts of syntheticfibres	2.585	4.886	57.594	104.274
6204590010 Feml skirt&dvde skrt, oth txtl mtrl,oththn swimwear,of silk	68	177	3.403	13.315
6204590090 Feml skirt&dvde skrt, oth txtl mtrl,oththn swimwear,of silk&ramie	5.412	8.401	61.047	105.990
6204610000 Women/girls' trousers,bib&brace overallbreeche,short of wool/fine animal hair	159	257	10.582	19.014
6204620000 Women/girls' trousers,bib&brace overallbreeches,shorts of cotton	55.511	210.837	507.429	1.125.766
6204630010 Women/girls' trousers,bib&brace overallbreeches,shorts of batik	11	33	427	3.515
6204630091 Women/girls' flyers coveralls	1	1	15	15
6204630099 Oth women/girls' flyers coveralls	14.365	28.313	89.460	193.886
6204690010 Trous,bib&brace overll,breech&short,of oth txtl mtrl,of silk, for womens/gir	51	73	2.451	3.897
6204690020 Trous,bib&brace overll,breech&short,of oth txtl mtrl,of ramie, for womens/gi	109	109	2.363	2.363
6204690090 Trous,bib&brace overll,breech&short,of oth txtl mtrl,oth thn silk&rami, wmn	25.649	62.709	145.385	300.309
6205200000 Men/boys' shirts of cotton	21.214	40.354	422.207	670.097
6205300000 Men/boys' shirts of man-made fibres	703	1.420	13.943	26.599
6205900010 Male's shirts,of oth textl matr,of silk	74	98	2.073	2.214
6205900020 Male's shirts,of oth textl matr,of ramie	0	27	0	558
6205900090 Male's shirts,of oth textl matr,oth thn silk&ramie	1.994	3.202	17.162	27.677
6206100000 Women/girls' blouses, shirts & shirts-blouses of silk/silk waste	2.547	8.401	94.565	131.434
6206200000 Women/girls' blouses, shirts & shirts-blouses of wool/fine animal hair	5.091	5.124	157.267	158.943
6206300000 Women/girls' blouses, shirts & shirts-blouses of cotton	33.735	135.805	476.853	850.227
6206400000 Women/girls' blouses, shirts & shirts-blouses of man-made fibres	20.842	57.133	124.868	330.711
6206900010 Female's wear,of oth textl matr,of silk	82	120	8.852	13.197
6206900020 Female's wear,of oth textl matr,of ramie	0	4	0	471
6206900090 Female's wear,of oth textl matr,oth thn silk&ramie	17.867	42.658	100.443	220.725
6207110000 Men/boys' underpants & briefs ofcotton	105	903	3.574	6.984
6207190000 Men/boys' underpants & briefs ofoth textile materials	5	8	69	179
6207210000 Men/boys' nightshirts & pyjamasof cotton	26	3.971	1.091	6.745
6207220000 Men/boys' nightshirts & pyjamasof man-made fibres	0	48	0	1.666
6207910000 Oth male wear,of cotton	1	8	16	1.281
6207990000 Oth male wear,of oth textl matr	1	1	163	163
6208110000 Women/girls' slips & petticoats of man-made fibres	66	73	1.160	1.261
6208190010 Female slip&petticoat,of oth textlmatr,of silk	0	4	0	645
6208190090 Female slip&petticoat,of oth textlmatr,oth thn silk&rami	107	326	4.631	8.294
6208210000 Women/girls' nightdresses & pyjamasof cotton	11.563	67.008	40.258	134.110
6208220000 Women/girls' nightdresses & pyjamasof man-made fibres	3.760	21.363	13.478	52.475
6208290090 Female nightdress&pyjam,of oth textlmatr,oth thn silk&rami	0	1.447	0	28.762
6208911000 Panties of cotton	0	1.503	0	2.476
6208919000 Women/girls' singlets of cotton	5.211	5.734	109.745	111.429
6208920000 Female wear of man-made fibres	18.951	19.314	59.747	61.533
6208999000 Female wear of oth textl matr,oth thnwool/fine animal hair	16	58	105	1.597
6209202000 Babies' t-shirts,shirts,pyjamas, napkins(diapers), & similar articles of cotton	1.046	2.298	19.616	38.620
6209209010 Babie garmnt&cloth accessri,of cotton,oth wear,suit,pant&similr artil	4	1.278	4	9.791

**I.3. IMPOR MENURUT KOMODITI / IMPORT BY HS COMMODITY**  
**\*\*\* FEBRUARI / FEBRUARY 2009 \*\*\***

H S Uraian Komoditi Commodity Description	Berat Bersih / Net Weight (Kg)		Nilai / Value C.I.F (US\$)	
	Bulan ini Current Month	Kumulatif Cum. Jan. to date	Bulan ini Current Month	Kumulatif Cum. Jan. to date
6209209090 Babie garmnt&cloth accessri,of cotton,oth wear,oth thn suit,pant&similr articl	2.824	3.702	38.528	59.680
6209301000 Babies' suits, pants & similar articlesof synthetic fibres	3.009	3.315	24.268	32.716
6209302000 Babies' t-shirts,shirts,pyjama, napkins& similar articles of synthetic fibres	144	144	557	557
6209303000 Babies clothing access of syntheticfibers	547	697	15.693	18.067
6209900000 Babies garment&clothing accessries,of oth textiles materials	350	990	4.284	15.841
6210101000 Garmnt,made up of fabrc of head 5602or 5603,protective works garments	91	173	1.776	3.202
6210109000 Garmnt,made up of fabrc of head 5602or 5603,oth thn protective work garmnt	47	68	552	4.675
6210201000 Oth garmnt of subhead 620111-620119,protective works garments	186	186	4.007	4.007
6210209000 Oth garmnt of subhead 620111-620119,oth thn protective work garmnt	18	63	93	162
6210301000 Oth garmnt of subhead 620211-620219,protective works garments	9	9	158	158
6210309000 Oth garmnt of subhead 620211-620219,oth thn protective work garmnt	127	555	1.511	9.261
6210400000 Oth male garmnt,made up of fabrc ofhead 5602;5603;5903;5906;5907	5.728	5.916	58.437	72.325
6210500000 Oth female garmnt,made up of fabrc ofhead 5602;5603;5903;5906;5907	298	376	8.903	11.885
6211110090 Men/boys' swimwear of oth than batik	2.784	4.225	96.160	123.984
6211120090 Women/girls' swimwear of oth than batik	644	1.376	23.122	35.694
6211320000 Men/boys' track suits of cotton	12	20.582	521	29.444
6211330000 Oth garments, mens/boys,of man-made fibres	32	1.559	1.090	23.784
6211390000 Oth garments, mens/boys,of oth textile materials	188	205	8.167	9.002
6211410000 Oth garments, women/girls'of woolor fine animal hair	12	12	115	115
6211420000 Oth garments, womens/girls,of cotton	528	1.168	23.148	29.828
6211439000 Oth garmnt,males,of man-made fibres,oth than surgical gowns	22.374	33.380	41.586	58.251
6211490000 Oth garmnt,males,of oth textilesmaterials	82	335	3.517	8.324
6212101000 Brassieres of cotton	15.012	22.701	372.560	393.038
6212109000 Brassieres of oth textile materials	212.278	306.776	734.868	1.220.157
6212201000 Girdles & panty-girdles of cotton	2	1.910	54	9.072
6212209000 Girdles & panty-girdles of oth textilematerials	5.245	5.888	29.117	32.560
6212301000 Corselettes of cotton	96	96	426	426
6212309000 Corselettes of oth textile materials	19	30	513	586
6212901000 Suspenders, garters of cotton	215	2.669	12.194	32.253
6212909000 Suspenders, garters of oth textilematerials	25.412	63.830	412.400	824.755
6213200010 Handkerchiefs, of cottonbatik	4	4	664	664
6213200090 Handkerchiefs, of cottonoth than batik	352	10.030	6.789	25.858
6213900011 Handkerchiefs of oth textile materials,of silk, batik	1	1	24	24
6214100090 Shawls, scarves, mufflers, mantillas,veils'not batik of silk/silk waste	487	2.017	12.094	71.152
6214200000 Shawl,scarve,muffler,mantilla,veils &the like, of wool/fine animals hair	7	19	527	2.866
6214300090 Shawls, scarves, mufflers, mantillas,veils' not batik of synthetic fibres	66	341	1.282	4.674
6214400090 Shawls, scarves, mufflers, mantillas,veils' not batik of artificial fibres	654	2.170	12.803	24.687
6214900090 Shawls, scarves, mufflers, mantillas,veils'not batik of oth textile materials	386	804	13.075	41.278
6215100090 Ties, bow ties & cravats' not batik of silk/silk waste	1.344	4.502	21.284	97.350
6215200090 Ties, bow ties & cravats' not batik ofman-made fibres	12.866	14.827	33.445	40.338
6215900090 Ties, bow ties & cravats of othtextiles materials, oth thn batik	214	248	707	2.945
6216001000 Protective work gloves, mittens & mitts	1.843	3.892	3.107	10.742
6216009200 Oth gloves, mittens of cotton, oth thansubheading 6216.00.10	668	1.657	2.605	7.146
6216009900 Oth gloves, mittens of oth textilematerials	1.088	2.129	6.623	14.679
6217100000 Accesories of clothing access oth thanof heading 62.12	31.125	90.003	354.992	1.037.605
6217900000 Parts of clothing access oth thanof heading 62.12	41.151	135.878	683.677	2.607.585
6301100000 Electric blankets	381	381	6.505	6.505
6301200000 Blankets not electric and travellingrugs, of wool/fine animal hair	8	8	6	6
6301300000 Blankets not electric and travellingrugs, of cotton	2.579	5.604	20.165	45.696
6301400010 Blankt(oth thn elctrc blankt)&travlngrug,of synthtc fibr,of nonwoven fabrc	244	894	3.535	11.445
6301400090 Blankt(oth thn elctrc blankt)&travlngrug,of synthtc fibr,oth nonwoven fabrc	39.030	68.830	46.364	99.201
6301900010 Oth blankets&travelling rugs,of nonwoven fabrics	1.971	1.995	15.827	16.086
6301900090 Oth blankets&travelling rugs,oth thn nonwoven fabrics	198	199	653	673
6302100000 Bed linen, knitted/crocheted	9	1.243	80	6.033
6302210000 Bed linen, printed of cotton	1.277	3.992	21.765	54.747
6302229000 Bed linen, printed of man-made fibresof woven fabrics	0	95	0	1.699
6302310000 Oth bed linen of cotton	5.867	13.135	101.190	131.024
6302329000 Oth bed linen of man-made fabricsof woven fabrics	0	1.754	0	4.957
6302390000 Oth bed linen of oth textile materials	658	664	1.987	2.079
6302510090 Oth table linen's not batik of cotton	11.471	11.539	74.029	74.149
6302590090 Oth table linen not batik of oth txtlmaterials	88	88	1.597	1.597
6302600090 Toilet,kitchen linen,of terry towelling/similar terry, not batik, of cotton	59.954	216.129	79.478	301.617
6302910090 Oth bed linen not batik of cotton	139.022	425.508	179.986	522.924
6302930090 Oth linen, of man-made fibres,oth thn batik	1.423	3.140	2.336	8.003
6302990000 Oth linen, of oth textile materials	63	63	455	455
6303120000 Curtain, blinds, valances, knitted/crocheted of synthetic fibres	0	7	0	67
6303191000 Curtain, knitted/crocheted,of othtextiles materials,of cotton	29	40	22	143
6303199000 Curtain, knitted/crocheted, of othtextiles materials,oth thn cotton	640	1.141	3.332	6.691
6303920000 Curtain not knitted/crochetedof synthetic fibres	36.322	36.322	65.100	65.100
6304110000 Bedspreads, knitted/crocheted	0	4.861	0	19.064
6304191090 Oth furnshng articl,bedsprd,of cotton,oth thn knitt/crochett,oth thn batik	3.271	4.608	16.594	22.983
6304199090 Oth furnshng artcl,bedsprd,oth thn ctnnonwvn knitt/crochett,oth thn batik	1	1	7	7
6304911000 Oth furnshng artcl,oth thn bedsprd,kntt/crocheted, mosquito nets	234.280	419.080	1.500.077	2.871.197

**I.3. IMPOR MENURUT KOMODITI / IMPORT BY HS COMMODITY**  
**\*\*\* FEBRUARI / FEBRUARY 2009 \*\*\***

H S Uraian Komoditi Commodity Description	Berat Bersih / Net Weight (Kg)		Nilai / Value C.I.F (US\$)	
	Bulan ini Current Month	Kumulatif Cum.Jan. to date	Bulan ini Current Month	Kumulatif Cum.Jan. to date
6304919000 Oth furnshng artcl,oth thn bedsprd,kntt/crocheted, oth thn mosquito nets	12	12	68	68
6304920000 Oth furnshng artcl,oth thn bedsprd,notknitt/crochet,of cotton	23	40	134	464
6304930000 Oth furnshng artcl,oth thn bedsprd,notknitt/crochet,of synthtc fibres	32.320	32.320	38.658	38.658
6304990000 Oth furnshng artcl,oth thn bedsprd,notknitt/crochet,of oth txtl mtrl	6.121	7.049	23.210	26.101
6305101100 Sack&bag,oth bast fibr head 5303,new,of jute	319.153	759.469	235.719	543.925
6305101900 Sack&bag,oth bast fibr head 5303,new,oth thn jute	188	188	932	932
6305102100 Sack&bag,oth bast fibr head 5303,used,of jute	90.540	190.170	11.340	23.814
6305102900 Sack&bag,oth bast fibr head 5303,used,oth thn jute	22	22	387	387
6305200000 Sacks and bags, of cotton	3.388	3.388	50.855	50.855
6305321000 Flexible intermediate bulk containersof nonwovens	7	28	5	814
6305329000 Flexible intermediate bulk containersnot knitted/crocheted	12.706	12.706	24.244	24.244
6305331000 Sack,bag of polyethylene/polypropylenestrip knitted/crocheted	137	1.020	1.355	6.531
6305339000 Sack,bag of polyethylene/polypropylenestrip not knitted/crocheted	1.333	10.647	11.819	23.984
6305391000 Oth sacks, bags of nonwovensof polyethylene/polypropilene	0	3.253	0	19.835
6305399000 Oth sacks,bags of not knitted/crochetedof polyethylene/polypropilene	0	153	0	4.902
6305909000 Oth sacks, bags	19	8.120	112	5.132
6306120000 Tarpaulins, awnings & sunblindsOf synthetic fibres	296	297	2.355	2.357
6306191000 Tarpaulins, awnings & sunblinds of hempof heading 53.04/coconut head. 53.05	140	140	140	140
6306199000 Tarpaulins, awnings & sunblinds of oth textile materials :	4.790	5.018	909	2.973
6306220000 Tents of synthetic fibres	5.117	5.117	12.619	12.619
6306299000 Tents of oth textiles materialsoth than cotton	0	2	0	6
6306300000 Sails	654	654	4.942	4.942
6306401000 Pneumatic mattressesof cotton	22	22	17	17
6307101000 Floor-cloths,dish-cloths,dusters, cleaning cloths of nonwovens	10.141	10.186	155.610	155.869
6307102000 Floor-cloths,dish-cloths,dusters, cleaning cloths of felts	1.044	1.044	5.932	5.932
6307109000 Floor-cloths,dish-cloths,dusters, cleaning cloths of not felts, woven	12.221	24.114	75.697	186.858
6307200000 Life-jackets and life-belts	3.772	5.104	38.537	47.194
6307903000 Umbrella covers in pre-cut triangularform	8.065	9.679	87.763	102.421
6307906000 Life harnesses	647	2.971	5.263	23.712
6307909000 Oth made up articles	21.279	49.660	285.279	653.294
6308000000 Sets consisting of woven fabric&yarn	1.860	1.929	17.765	20.326
6310101000 Used/new rags, sorted	6	16	47	306
6310109000 Scrap twine, cordage, rope and cables worn out articles of those, sorted	18	30.632	121	1.890
6310901000 Used/new rags, unsorted	6	620	180	247
6310909000 Scrap twine, cordage, rope and cables worn out articles of those, unsorted	6.592	10.220	2.510	4.853
6401100000 Waterproof footwear incorp. protectivemetal toe-cap with outer soles, rubbers	286	356	2.083	2.611
6401920000 Waterproof footwear, covering the anklebut not cover the knee,with outer soles	340	358	572	598
6401990000 Oth waterproof footwear with outer soleplastic by stitching, riveting, nailing	7.833	18.458	39.014	97.108
6402120000 Ski-boots, cross-country ski footwear & snowboard boot with outer soles,rubber	1	1	1	1
6402190000 Sports footwear with outer soles,rubberor plastics	117.795	279.651	920.317	2.347.939
6402200000 Footwear with upper straps/thongs assembled to the sole by means of plugs	202	202	2.619	2.619
6402911000 Oth footwear covering the ankle,diving boots	0	167	0	1.078
6402919000 Oth footwear covering the ankle,oth than diving boots	571	2.307	18.131	55.738
6402990000 Footwear not covering the ankle withouter soles, rubbers, plastics	129.624	791.548	353.097	2.213.825
6403191000 Sports footwear fitted with studs, bar& the like,foot ball,running,golf shoes	13	26	57	140
6403199000 Sports footwear not fitted with studs,bar & the like	19.596	48.813	445.676	1.110.319
6403200000 Footwear,outer soles of leather, uppersof leather straps accros,instep big toe	157	791	309	7.601
6403400000 Footwear,incorp. a protective metal toecap base/platform of wood	6.350	19.678	11.124	129.426
6403510000 Oth footwear with outer sole of leathercovering the ankle	286	286	13.958	13.958
6403590000 Oth footwear with outer sole of leatheroth thn covering the ankle	947	14.683	48.142	103.924
6403910000 Oth footwear covering the ankle	5.292	5.545	22.511	31.221
6403990000 Oth footwear oth thn covering the ankle	16.788	91.913	384.980	1.103.603
6404111000 Footwear with outer sole f rubbr/plastcsprt footwr fitt w spik, cleat/the like	0	209	0	704
6404119000 Footwear with outer sole f rubbr/plastcsprt footwr fitt w/o spik, cleat/th like	17.409	86.234	346.279	1.111.919
6404190000 Sports footwear for oth purposedwith outer incl. textile materials	13.176	91.543	293.815	884.663
6404200000 Footwear with outer soles of leather/composition leather	5.879	17.075	26.636	71.252
6405100000 Oth footwear, with uppers of leather/composition leather	3.822	27.127	7.883	457.512
6405200000 Oth footwear,with uppers of oth textilematerials	3.597	5.660	20.302	77.802
6405900000 Oth footwear	28.684	220.912	216.076	918.949
6406101000 Uppers & parts thereof, oth than stiffeners of metal	48.981	123.020	201.062	535.002
6406109000 Uppers & parts thereof, oth than stiffeners of oth than metal	117.936	255.418	438.419	1.110.999
6406200000 Parts of footwear with outer soles &heels, of rubber/plastics	307.303	1.012.400	1.396.252	3.690.472
6406910000 Parts of footwear of wood	3.338	4.179	20.051	35.496
6406991100 Oth part of footwear of oth materialsof iron/steel	12.241	52.441	161.422	578.803
6406991200 Oth part of footwear of oth materialsof copper	73	141	369	463
6406991900 Oth part of footwear of oth materialsoth thn iron/steel, copper	8.043	23.418	4.988	20.429
6406992100 Oth part of footwear of oth materialsof rubber/plastic in-soles	2.461	17.400	13.476	87.453
6406992900 Oth part of footwear of oth materialsof rubber/plastic out-soles	12.465	27.117	110.834	201.600
6406999000 Oth parts of footwear	62.829	217.587	985.050	2.111.587
6501000000 Hat-forms,bodies,hood of felt,not blockshape, not brims, plateoux, manchons	3	3	10	10
6504000000 Hats,oth headgear/plaited,by assemblingstrips of any material, trimmed/not	532	6.300	11.346	21.724
6505100000 Hat&oth headgear, knitt/crochet,hair-nets	2.989	3.520	35.820	48.416
6505900000 Hat&oth headgear, knitt/crochet,oth than hair-nets	10.641	22.807	109.955	231.559

**I.3. IMPOR MENURUT KOMODITI / IMPORT BY HS COMMODITY**  
**\*\*\* FEBRUARI / FEBRUARY 2009 \*\*\***

H S Uraian Komoditi Commodity Description	Berat Bersih / Net Weight (Kg)		Nilai / Value C.I.F (US\$)	
	Bulan ini Current Month	Kumulatif Cum.Jan. to date	Bulan ini Current Month	Kumulatif Cum.Jan. to date
6506101000 Protective helmets for motorcyclists whether/not lined/trimmed	60.311	108.606	182.312	340.720
6506102000 Industrial safety helmets, oth than steel helmets whether/not lined	11.900	13.903	38.297	53.941
6506103000 Steel helmets	259	354	736	3.990
6506109000 Oth safety headgear	8.297	24.427	110.129	235.028
6506910000 Oth headgear of rubber/of plastics	3.897	7.731	10.640	27.211
6506999000 Nonwoven oth than disposable headgear of oth materials	233	2.414	2.206	54.846
6507000000 Head-band, lining, cover, hat foundation, hat frame, peak & chin strap, for head-gear	18.617	40.945	221.537	320.005
6601100000 Garden/similar umbrellas	21.472	50.762	33.964	95.300
6601910000 Umbrellas having a telescopic shaft	26.365	65.086	26.282	62.494
6601990000 Umbrellas not having a telescopic shaft	111.007	304.576	103.943	343.668
6602000000 Walking-sticks, seat-sticks, whips, riding crops & the like.	44	2.755	591	36.875
6603200000 Umbrella frames, including frames mounted on shafts (sticks)	29.920	129.797	43.871	142.110
6603901000 Parts for articles of heading 66.01	4.905	37.523	5.533	31.299
6603902000 Parts for articles of heading 66.02	1.809	1.809	10.586	10.586
6701000000 Skin & oth part f bird w their feathr/down, feathr/down, feathr, part of feathrs	8.839	22.058	22.218	34.730
6702100000 Artificial flower, foliage, fruit, parts of plastics	12.488	30.744	33.206	87.413
6702900000 Artificial flower, foliage, fruit, parts of oth materials	14.425	21.248	69.780	104.031
6703000000 Human hair, dressed, thinned, bleached, othwise worked for wigs/the like	2.545	3.798	59.436	277.830
6704110000 Complete wigs of synthetic materials	806	2.288	12.090	68.603
6704190000 False beards, eyebrows, eyelashes, switches of synthetic materials	3.643	7.330	31.654	54.752
6704200000 Wigs, false beards, eyebrows, eyelashes, of human hair	204	204	1.995	1.995
6704900000 Wigs, false beards, eyebrows, eyelashes, of oth materials	3.360	5.209	4.703	8.243
6801000000 Setts, curbstones & flagstones, of natural stone (except slate)	74.657	349.551	21.843	93.276
6802100000 Tiles, cubes, similar articles, square < 7 cm, art. colored, chipping & powder	0	57	0	964
6802210000 Marble, travertine & alabaster, simply cut/sawn a flat/even surface	885.458	2.038.309	509.158	1.219.005
6802230010 Oth monumntl/buildng ston&artcl thereof, granite polished slabs	589.323	1.555.564	183.649	470.267
6802230090 Oth monumntl/buildng ston&artcl thereof, granite oth thn polished slabs	29.322	34.244	21.622	27.780
6802290000 Monumental/building stone, simply cut/sawn a flat/even surface	44.921	45.181	7.511	7.622
6802910000 Marble, travertine & alabaster, further worked	165.500	193.318	55.907	82.467
6802920000 Calcareous stone, further worked	0	898	0	2.784
6802930000 Granite further worked	190.075	219.514	46.973	57.084
6802990000 Monumental/building stone, further worked	218	793	283	21.283
6803000010 Slate (work & article of agglomerat) slabs/roofing slates	0	5	0	16
6803000090 Slate (work & article of agglomerat) oth thn slabs/roofing slates	24.510	69.949	9.905	26.265
6804100000 Millstones & grindstones for milling, grinding/pulping	134.834	608.930	398.720	1.192.027
6804210000 Millstones, grindstones, grinding of agglomerated synthetic/natural diamond	15.667	91.585	72.629	189.746
6804220000 Oth millstone, grindstone, grinding wheel & the like of oth agglomerat abrasv/ceramic	323.152	797.966	746.041	1.814.165
6804230000 Oth millstone, grindstone, grinding wheel & the like of natural stone	30.920	98.490	60.115	153.652
6804300000 Hand sharpening/polishing stones	281.577	704.200	244.900	680.613
6805100000 Natural, art. abrasive powder, grain on a base of woven textile fabric only	22.356	73.361	66.643	371.442
6805201000 Polishing discs on base of paper/paperboard only	6.848	8.564	24.637	39.762
6805209000 Oth natural abrasive on base of paper or paperboard only	45.427	144.270	146.632	373.664
6805300010 Abrasiv powder/grain, natural/artificial, base of oth materl, polishing discs	2.194	45.723	25.228	127.721
6805300090 Abrasiv powder/grain, natural/artificial, base of oth materl, oth thn polish disc	31.124	101.819	129.813	330.143
6806100000 Slag wool, rock wool & similar mineral wools, in bulk, sheets/rolls	466.619	927.956	637.813	1.114.832
6806200000 Exfoliated vermiculite, expanded clays, foamed slag, similar exp. mineral mtrials	6.250	9.405	8.413	37.967
6806900000 Insulating, sound-insulating/sound-absorbing mineral materials	242.574	431.091	591.787	799.469
6807100000 Articles of asphalt/of similar material in rolls	391.770	702.273	259.098	450.871
6807900000 Oth articles asphalt/similar material	219.526	440.786	114.424	276.176
6808000000 Panels, boards, tiles, & similar art. of vegetable fibre, agg with cement etc	217.685	367.889	305.041	478.021
6809110000 Boards, sheets faced, reinforced with paper/board only	792.991	1.535.491	149.171	302.017
6809190000 Board, sheet not faced, reinforced with paper/board only	287.018	1.444.024	48.935	200.184
6809909000 Articles of plaster/of compositions based on plaster oth than dental moulds	0	733	0	1.045
6810110000 Tile, flagstone, bricks similar article building blocks & bricks	76.338	244.259	31.789	126.991
6810190000 Tile, flagstone, bricks similar article oth thn building block & brick	23.940	100.032	20.495	153.154
6810910090 Prefabricat structrl componnt for build/civil engineer oth thn conctr build pile	540	13.162	1.208	7.760
6810990090 Oth prefabricated structural component	22.831	88.096	20.243	143.698
6811400000 Article of cemnt, cellulose fibr/the like containing asbestos	271.197	372.611	45.273	76.657
6811810000 Article of cemnt, cellulose fibr/the like not containing asbestos corrugated sheet	3	3	12	12
6811820000 Article of cemnt, cellulose fibr/the like oth sheet, panel, tile & similar article	282.127	798.941	55.446	478.614
6811830000 Article of cemnt, cellulose fibr/the like tubes, pipes and tubes/pipe fittings	11	561	1.384	6.736
6811890000 Oth article of cement, cellulose fiber/the like	6.211	6.970	29.239	41.464
6812801000 Cloth & accessori, paper, millboard & felt, fabricated crocidolite fibres	491	5.748	3.224	22.564
6812809000 Oth thn cloth & accessori, millboard & felt, paper, fabricated crocidolite fibres	30.593	72.782	215.359	424.125
6812910000 Oth fabricat asbestos fibres; mix with asbestos, cloth & accessori, footwear & headgear	540	634	7.671	8.071
6812920000 Oth fabricat asbestos fibres; mix with asbestos, paper, millboard & felt	18.898	18.898	11.706	11.706
6812930000 Oth fabricat asbestos fibres; mix with asbestos, compres fbrs joint, in sheet/roll	9.717	26.250	19.431	67.351
6812991000 Oth fabricat asbestos fibres; mix with asbestos, cloth & accessori, paper, millboard	6	716	80	9.581
6812999000 Oth fabricat asbestos fibres; mix with asbestos, oth woven/knitted fabrics	8.326	97.321	11.609	74.285
6813200000 Friction material and articles thereof containing asbestos	853	19.428	13.260	177.985
6813810000 Friction material & article thereof not containing asbestos brake lining & pad	35.845	113.577	288.282	878.270
6813890000 Friction material & article thereof not containing asbestos oth brake lining & pad	67.627	109.235	675.093	1.338.732
6814100010 Worked mica & articles of mica, agglomerated, sheets, strips, simply cut to shape	20.969	25.282	32.602	47.675



**I.3. IMPOR MENURUT KOMODITI / IMPORT BY HS COMMODITY**  
**\*\*\* FEBRUARI / FEBRUARY 2009 \*\*\***

H S Uraian Komoditi Commodity Description	Berat Bersih / Net Weight (Kg)		Nilai / Value C.I.F (US\$)	
	Bulan ini Current Month	Kumulatif Cum.Jan. to date	Bulan ini Current Month	Kumulatif Cum.Jan. to date
6814100090 Oth worked mica & articles of mica,agglomerated, reconstituted	0	5.691	0	25.252
6814900010 Worked mica & articles of mica, in rolls& pieces, simply cut to shape	944	2.973	7.147	45.425
6814900090 Oths worked mica & articles of mica	974	3.644	25.736	30.218
6815101000 Yarn/thread non-electrical articlesgraphite/carbon	746	1.835	5.442	16.182
6815102000 Bricks, paving slabs, floor tiles, etcnon electrical articles graphite/carbon	1.245	285.461	2.144	132.510
6815109000 Oth non electrical articles graphiteor carbon	4.950	9.253	46.296	118.695
6815200000 Articles of peat	250	2.413	568	2.212
6815910000 Articles of stone, contents magnesite,dolomite/chromite	244.230	244.230	56.488	56.488
6815990000 Oth articles of stone,oth thn contentmagnesite,dolomite/chromite	959	2.696	2.974	11.124
6901000000 Bricks,blocks,tiles & oth ceramic goods of siliceous fossil meals/of similar	191	35.049	4.956	55.849
6902100000 Goods of siliceous cont by weight,singly/together mg,ca,cr > 50%	1.000.873	2.611.687	1.238.530	3.070.979
6902200000 Goods of siliceous cont by weight,singly/together alumina,silica > 50%	1.483.631	4.307.697	1.602.708	4.542.601
6902900000 Goods of siliceous cont by weight, ofoth metals compound	2.483.447	3.625.632	9.575.167	10.987.143
6903100000 Oth refractory ceramic goods cont byweight, graphite/carbon > 50 %	3.772	27.233	47.179	135.788
6903200000 Oth refractory ceramic goods cont byweight, alumina/silica > 50%	8.468	59.531	41.829	170.724
6903900000 Oth refractory ceramic goods cont byweight, oth metal compound > 50%	105.578	441.259	491.420	1.392.895
6904100000 Ceramics building bricks	0	17.151	0	8.966
6904900000 Flooring blocks, support/filler tiles& the like	36.482	36.484	90.262	90.329
6905100000 Roofing tiles of ceramic	16	52.389	310	29.898
6905909000 Chimney-pots,cowls,chimney liners, architectural ornaments & oth ceramic const	22	22	189	189
6906000000 Ceramic pipes, conduits, guttering,pipefittings.	191	13.443	5.712	152.332
6907100000 Tile,cube&similar article,whether/notrectangular,circle <7cm	12	13	875	887
6907900000 Oth thn tile,cube&similar article,whether/not rectangular,circle<7cm	4.080.413	9.117.314	956.453	2.325.445
6908100000 Oth thn tile,cube&similar article,whether/not rectangular,circle>=7cm	50.276	50.276	44.755	44.755
6908901000 Oth thn tile,cube&similar arti,whethr/not rectangular,circle>=7cm,plain tile	220.711	395.999	66.324	119.075
6908909000 Oth tiles	2.107.603	4.417.329	563.608	1.205.168
6909110000 Ceramic wares for laboratory, chemicalor oth technical of porcelain/china	11.412	13.065	67.090	74.849
6909120000 Cermaic wares having a hardness >= 9the mohs scale	195.525	395.436	223.293	540.640
6909190000 Oth ceramic wares for laboratory,chemical/oth technical uses	65.976	71.726	198.018	292.867
6909900000 Ceramic trough,tub,used in agricultureceramic pots, jars for packing of goods	20.232	20.270	115.285	118.887
6910100000 Ceramic sinks, wash basins, wash basinof porcelain/china	384.050	901.243	361.559	781.217
6910900000 Ceramic sinks, wash basins, wash basinof oth than porcelain/china	155.798	263.507	157.154	236.360
6911100000 Tableware & kitchenware of porcelain/china	1.023.753	2.963.858	352.524	1.118.045
6911900000 Oth household, toilet articles ofporcelain/china	389	1.536	350	5.439
6912000000 Tableware & kitchenware, oth householdtoilet art, oth than porcelain/china	34.261	83.220	62.559	123.697
6913100000 Statuettes & oth ornamental ceramic art.of porcelain/china	85.946	163.982	65.929	131.618
6913900000 Statuettes & oth ornamental ceramic art.of oth than porcelain/china	0	6.277	0	20.999
6914100000 Oth ceramic articles of porcelain/china	3.583	3.603	1.985	2.109
6914900000 Oth ceramic articles of oth thanporcelain/china	203	9.549	2.210	17.266
7001000000 Cullet & oth waste & scrap of glass;glass in the mass.	1.000.035	2.712.923	80.615	367.468
7002100000 Glass in balls	210	998	18.624	21.937
7002200000 Glass in rods	121	1.492	258	6.684
7002311000 Fused quartz/oth fused silica forvacuum tubes	1.387	1.398	221.614	221.848
7002319010 Fused quartz/oth fused silica forenamel glass	129	176	1.586	2.056
7002319090 Glass in ball,tube of fused quartz/othfuse silica,oth thn boro silict glas tube	504	8.394	3.216	14.242
7002321000 Glass having a linear coefficient 0-300celcius for vacuum tubes	259	756	18.926	96.976
7002329010 Glass having a linear coefficient 0-300celcius for venamel glass	379.559	1.032.900	740.935	1.993.301
7002329090 Glass having a linear coefficient 0-300celc oth thn vacum/boro silict glas tube	5.978	23.476	20.005	115.677
7002391000 Oth transparent neutral glass forvacuum tubes	530	3.243	2.240	17.065
7002399090 Oth glass having linear coeff. 0-300coth thn vacum&boro silict glas tube	8.292	8.390	15.523	68.895
7003121000 Optical colored glass, not opticallyworked	11.997	15.437	141.707	191.851
7003122000 Non wired sheets,in squares/rectangularshape incl.1,2,3,4 corners cut, colored	24.994	47.996	11.112	17.425
7003129000 Oth non-wired sheets colored glass	21.165	99.255	12.326	65.154
7003199000 Oth non-wired sheets not colored glassor profiles	155.562	344.333	44.772	97.228
7003200000 Cast glass and rolled glass,wired sheets	378	12.996	5.609	9.834
7003300000 Cast glass and rolled glass,profiles	417	417	1.275	1.275
7004209000 Optical drawn, blown glass, opticallyworked,flashed,opacified, absorbent	32.290	34.869	25.583	29.118
7004909000 Oth optical drawn,blown glass,opticallyworked,flashed,opacified, absorbent	290.933	429.555	59.152	107.070
7005101000 Optical float glass,not optically worked,flashed,opacified, absorbent	0	2	0	20
7005109000 Float glass in sheet, optically workedflashed, opacified, absorbent	473.296	592.177	411.977	488.985
7005211000 Oth non-wired glass, colored, opacifiedoptical glass, not optically worked	0	52.738	0	29.216
7005219000 Oth non-wired glass, colored, opticallyworked, flashed, opacified	74.103	92.629	32.642	40.602
7005299000 Oth non-wired glass, not colored,optically worked	121.536	176.519	54.524	103.253
7006001000 Optical glass, not optically workedfor glass of heading 70,03,70.04,70.05	1.909	6.470	8.775	24.004
7006009000 Optical glass, optically worked forglass of heading 70,03,70.04,70.05	254.522	401.498	190.507	338.087
7007111000 Toughened (tempered) safety glasssuitable for vehicles of chapter 87	36.237	102.321	149.648	437.321
7007114000 Toughened (tempered) safety glass suitable for ships,boats,floating chapter 89	43	43	1.384	1.384
7007191000 Toughened (tempered) safety glass suitable for earth moving machinery	4.710	5.033	13.350	21.306
7007199000 Toughened (tempered) safety glass suitable for oth machinery	6.675	49.359	165.863	314.762
7007211000 Laminated safety glass suitable forvehicles of chapter 87	6.349	28.486	124.743	214.435
7007214000 Laminated safety glass suitable forships,boats,floating struct, chapter 88	0	17	0	151
7007291000 Laminated safety glass suitable forearth moving machinery	65	96	1.862	2.568
7007299000 Laminated safety glass suitable foroth machinery	2.260	29.947	19.522	69.160

**I.3. IMPOR MENURUT KOMODITI / IMPORT BY HS COMMODITY**  
**\*\*\* FEBRUARI / FEBRUARY 2009 \*\*\***

H S Uraian Komoditi Commodity Description	Berat Bersih / Net Weight (Kg)		Nilai / Value C.I.F (US\$)	
	Bulan ini Current Month	Kumulatif Cum.Jan. to date	Bulan ini Current Month	Kumulatif Cum.Jan. to date
7008000000 Multiple-walled insulating units of glass.	0	51.887	0	22.779
7009100000 Rear-view mirrors for vehicles	61.680	185.749	525.687	1.250.939
7009910000 Glass mirrors, unframed	4.227	83.511	15.365	230.894
7009920000 Glass mirrors, framed	19.930	89.836	45.298	287.780
7010100000 Ampoules of glass	14.809	46.675	102.473	327.308
7010200000 Stoppers, lids & oth closures of glass	5.907	11.966	11.594	53.945
7010901000 Carboys, demijohns & bottles for injectables of a capacity > 1 ltr, of glass	17	30.407	6	21.229
7010902000 Bottles & vials for antibiotics, serums & oth injectables of capacity < 1 ltr	32.504	206.595	87.584	262.579
7010903000 Oth bottles for intravenous fluids of glass	19.027	19.027	17.245	17.245
7010909000 Flask, jars, pots, phials, oth containers of glass	6.571.536	13.789.018	3.303.127	7.041.627
7011101000 Stem for electric lighting	0	4.002	0	6.161
7011109000 Glass envelopes for electric lighting other than stem	664.215	701.085	484.823	568.485
7011209000 Cathode-ray tubes, other than television	127	183	3.130	3.359
7011900000 Oth glass envelopes, bulbs, tubes, open & glass parts thereof, without fitting	317	67.291	3.607	72.052
7013100000 Glassware of a kind used for table, kitchen, toilet, office of glass-ceramic	31.752	213.648	34.754	338.288
7013220000 Stemware drinking glasses, of lead crystal	0	107	0	952
7013280000 Stemware drinking glasses, neither glass-ceramics nor lead crystal	156.155	270.359	167.963	341.397
7013330000 Other drinking glasses, of lead crystal	830	12.836	965	13.504
7013370000 Other drinking glasses, neither glass-ceramics nor lead crystal	100.831	114.602	216.555	262.133
7013410000 Glassware for table (not drinking glass) kitchen purposes, of lead crystal	1.514	5.783	1.761	8.425
7013490000 Oth glassware for table (not drinking glass) kitchen purposes, not ceramics	9.262	45.611	31.292	100.359
7013910000 Other glassware of lead crystal	5.907	5.907	6.871	6.871
7013990000 Other glassware	158.693	340.361	235.873	463.592
7014001000 Signalling glassware & optical elements for motor vehicles	85	164	1.158	1.838
7014009010 Lighthouse lamp, ship/locomotive/railway lantern, aircraft, beacons aerodromes	0	1	0	1
7014009090 Other signalling glassware & optical elements of glass, not optically worked	2.650	3.272	18.906	25.075
7015100000 Glasses for corrective spectacles	33.735	63.473	620.753	1.163.011
7015901000 Clock or watch glasses	0	15	0	14.605
7015909000 Glasses for non-corrective spectacles; hollow glass spheres & their segments	6.015	14.252	27.827	33.924
7016100000 Glass cubes & oth glass smallwares, for mosaics or decorative purposes	22.677	44.595	9.472	56.462
7016900000 Oth articles of moulded glass; leaded lights; multicellular & smlr forms	311.385	372.598	170.185	309.988
7017101000 Quartz reactor tubes and holders, for production of semiconductor	10	367	70	3.194
7017109000 Other laboratory or pharmaceutical of fused quartz or oth fused silica	11.936	26.569	231.071	432.112
7017200000 Laboratory, hygienic/pharmaceutical with coef < 5x10 <sup>-6</sup> /kelvin, 0 - 3000 c	2.995	4.372	48.802	74.193
7017900000 Laboratory, hygienic/pharmaceutical glassware, fused quartz/oth fused silica	7.642	25.840	81.902	179.637
7018100000 Glass beads, imitation pearls, imitation precious & glass smallwares	32.062	109.655	62.279	228.908
7018200000 Glass microspheres <= 1mm in diameter	63.000	63.000	19.320	19.320
7018900000 Glass eyes, not prsthtc artcls, ornaments of lamp-worked glass, not imitation jewellery	37.808	78.438	125.540	212.244
7019110000 Chopped strands, of a length <= 50 mm	49.480	67.904	64.929	90.452
7019120000 Rovings of glass fibres	47.800	125.342	59.354	158.813
7019191000 Yarn of glass fibres	185	185	762	762
7019199000 Sliver & chopped strand of glass fibers	50.300	118.527	388.418	794.658
7019310000 Mats of glass fibres	170.783	472.386	236.175	603.965
7019320000 Thin sheets (voiles) of glass fibres	61.515	66.087	189.136	247.267
7019391000 Asphalt/coal-tar impregnated glass-fibre outerwrap for pipelines	9.226	9.235	12.656	13.537
7019399000 Mattresses, boards and similar nonwoven products of glass fibres	86.143	266.551	193.374	439.320
7019400000 Woven fabrics of glass fibres rovings	16.904	173.274	22.108	175.176
7019510000 Oth woven fabric, of a width <= 30 cm	350	356	4.013	6.584
7019590000 Oth woven fabric, of a width > 30 cm	3.263	33.790	28.226	81.413
7019903000 Escape chutes of glass fibres	0	33	0	789
7019909000 Other articles of glass fibres	174.303	429.760	811.558	1.069.357
7020001100 Glass moulds for the manufacture of acrylic goods	15	140	414	1.316
7020001900 Glass moulds for other purposes	564	623	2.642	3.146
7020002000 Quartz reactor tubes & holders designed for production of semiconductor wafers	2.524	3.044	37.384	45.348
7020009000 Other articles of glass.	40.132	165.026	63.367	275.683
7101100000 Natural pearls	1.331	1.587	9.633	10.678
7101220000 Cultured pearls, worked	1	2	510	698
7102290000 Diamonds, worked, not mounted or set, industrial	78	78	4.056	4.056
7103990000 Other precious stones, worked	0	1	0	1.718
7104102000 Piezo-electric quartz, worked	1	1	228	228
7104900000 Other synthetic precious stones, worked	115	1.282	17.547	82.984
7105100000 Dust and powder of diamonds	0	3	0	66
7105900000 Dust & powder of other natural or synthetic precious/semi precious stones	3	3	966	966
7106910000 Silver, unwrought	569	2.235	178.904	392.102
7106920000 Silver, semi-manufactured	90	408	36.286	95.197
7108110000 Gold powder	19	25	92.640	124.410
7108121000 Gold in lumps, ingots or cast bars	269	1.443	4.080	861.492
7108129000 Gold in other unwrought forms :	3.432	7.719	626.118	1.129.583
7108130000 Gold, non monetary, oth semi-manufactured form	25	67	211.455	558.667
7109000000 Base metals/silver, clad with gold not further worked than semi-manufactured	208	208	432	432
7110111000 Platinum, in lumps, ingots, cast bars, powder or sponge	17	42	232	3.991
7110212000 Palladium in lumps, ingots, cast bars, powder or sponge	7	127	613	1.544
7110290000 Palladium, wrought	0	6	0	3

**I.3. IMPOR MENURUT KOMODITI / IMPORT BY HS COMMODITY**  
**\*\*\* FEBRUARI / FEBRUARY 2009 \*\*\***

H S Uraian Komoditi Commodity Description	Berat Bersih / Net Weight (Kg)		Nilai / Value C.I.F (US\$)	
	Bulan ini Current Month	Kumulatif Cum.Jan. to date	Bulan ini Current Month	Kumulatif Cum.Jan. to date
7110490000 Iridium, osmium & ruthenium, wrought	15	342	263	10.717
7113111000 Parts of jewellery of silver	317	811	544.052	1.050.603
7113119000 Jewellery of silver	0	397	0	228
7113191000 Parts of jewellery of other preciousmetal	2	4	5.491	8.699
7113199000 Jewellery of other precious metal	6	2.273	61.424	611.520
7113201000 Parts of jewellery of base metal,clad with precious metal	8	8	3.182	3.182
7113209000 Jewellery of base metal, clad withprecious metal	1.224	1.276	6.452	6.688
7114110000 Articles of silversmiths wares ofsilver, whether or not plated or clad	0	45	0	2.273
7115100000 Catalysts of platinum, in the formof wire cloth or grill	50	103	2.684	4.540
7116200000 Articles of precious/semi-preciousstones(natural/synthetic/reconstructed)	26	43	53.776	81.961
7117111000 Parts cuff-links and studs, of basemetal, whether or not plated	79	100	4.973	8.045
7117119000 Cuff-links and studs of base metalwhether/not plated with precious metal	2.559	18.164	8.603	62.257
7117191000 Bangles of base metal, whether or notplated with precious metal	11.351	13.167	42.578	71.714
7117192000 Parts of oth imitation jewelleryof base metal, whether or not plated	9	9	123	123
7117199000 Other imitation jewellery of base metalwhether or not plated	20.277	65.253	212.776	526.034
7117901000 Bangles	4.876	15.482	10.474	29.835
7117902000 Other imitation jewellery	89.472	178.058	197.185	561.111
7117909000 Parts of imitation jewellery	2.365	6.947	13.994	62.198
7118109000 Oth coin (not gold coin), not beinglegal tender	1	34	3	92
7118902000 Silver coin, being legal tender	0	385	0	159
7201100000 Non-alloy pig iron cont. by weight0.5% or less of phosphorus	283.929	699.876	142.844	411.252
7201500000 Alloy pig iron; spiegeleisen	0	329	0	987
7202110000 Ferro-manganese, cont. by weight morethan 2% of carbon	107.182	376.736	221.860	769.757
7202190000 Ferro-manganese, cont. by weight <=than 2% of carbon	78.952	143.957	163.392	374.022
7202210000 Ferro-silicon, cont. by weight morethan 55% of silicon	383.936	1.229.004	479.633	1.397.117
7202290000 Ferro-silicon, cont. by weight <=than 55% of silicon	13.635	116.834	40.664	308.106
7202300000 Ferro-silico-manganese	531.440	803.638	689.724	1.028.603
7202410000 Ferro-chromium, cont. by weight morethan 4% of carbon	2.330	27.330	20.692	54.462
7202490000 Ferro-chromium, cont. by weight <=than 4% of carbon	0	26.568	0	96.796
7202700000 Ferro-molybdenum	11.454	18.200	235.340	355.549
7202800000 Ferro-tungsten & ferro-silico-tungsten	2.509	2.509	2.400	2.400
7202910000 Ferro-titanium and ferro-silico-titanium	3.567	14.156	22.651	73.710
7202920000 Ferro-vanadium	1.000	3.250	20.904	130.882
7202930000 Ferro-niobium	4.670	6.225	2.678	20.696
7202990000 Other ferro-alloys	95.913	212.937	228.093	500.423
7203100000 Ferrous products obtained by directreduction of iron ore	0	19.200	0	13.440
7203900000 Other ferrous products	12	250	828	3.118
7204100000 Waste and scrap of cast iron	624.200	1.461.700	210.140	548.103
7204210000 Waste and scrap of stainless steel	21.434	21.434	14.124	14.124
7204290000 Waste and scrap of oth alloy steel	532.689	3.706.849	234.767	1.180.250
7204300000 Waste & scrap of tinned iron or steel	205.656	405.656	77.499	136.397
7204410000 Turnings,shavings,chips,milling waste,sawdust,filings,trimmings & stampings	114.630	654.202	26.709	200.322
7204490000 Other ferrous waste and scrap :	25.528.507	59.505.368	6.477.442	14.473.821
7204500000 Remelting scrap ingots	202	4.866	1.595	53.049
7205100000 Granules of pig iron, spiegeleison,iron or steel	354.567	691.505	335.972	713.634
7205210000 Powder of alloy steel	68.881	171.639	165.676	408.577
7205290000 Powder of pig iron, spiegeleison,iron or steel (oth than alloy steel)	174.314	215.694	301.444	571.424
7206101000 Iron and non-alloy in ingotscontaining by weight > 0.6% of carbon	21	21	1.999	1.999
7206109000 Iron and non-alloy in ingotscontaining by weight <= 0.6% of carbon	0	249	0	5.908
7206900000 Iron and non-alloy in primaryform other than ingots	14.178	23.864	187.477	461.887
7207110000 Semi-finished iron/non-alloycont. < 0,25% carbon ,rectnglr,square	18.092.594	41.960.288	7.292.025	16.670.279
7207121000 Slabs of iron/non alloy, cont.< 0,25%of carbon, other than square	104.977.470	104.977.470	46.791.942	46.791.942
7207129000 Oth semi-finished iron/non-alloycont.< 0,25% carbon ,rectnglr,not square	444.897	551.880	189.761	2.046.862
7207190000 Oth semi-finished iron/non-alloycont.< 0,25% of carbon	21.861	44.013	35.112	93.340
7207201100 Slabs of iron/non alloy,cont.by weight> 0.6% of carbon	5.805	5.805	7.067	7.067
7207201900 Oth semi-finished iron/non-alloycont. by weight > 0,6% of carbon	54.892	108.820	15.310	26.952
7207209100 Slabs of iron/non alloy,cont.by weight0,25% <= carbon <= 0,6%	0	130.044	0	101.760
7207209900 Oth semi-finished iron/non-alloycont.by weight 0,25% <= carbon <= 0,6%	1.857.517	4.735.606	1.553.905	4.879.098
7208100000 Flat-rolled iron/nas,HRC,reliefwidth > 600 mm	2.209.907	7.073.704	1.205.960	4.152.201
7208251000 Flat-rolled iron/nas,HRC,pickled,width>600 mm, thick >= 4.75 mm for re-rolling	13	108.289	254	186.327
7208259000 Flat-rolled iron/nas,HRC,pickled,width>600 mm.thick>= 4.75 mm,not re-rolling	845.502	4.865.097	1.175.858	5.481.826
7208260000 Flat-rolled iron/nas,HRC,pickled,width>600,thick > 3 mm or but thick< 4,75 mm	2.333.321	9.445.599	2.154.339	9.038.591
7208270000 Flat-rolled iron/nas,HRC,pickled,width>600mm, of a thickness of less than 3 mm	6.373.753	18.268.464	5.392.757	17.508.827
7208360000 Flat-rolled iron/nas, HRC,width >600 mm, thick >10 mm	159.051	11.721.892	295.093	13.243.833
7208370000 flat-rolled iron/nas, HRC,width >600 mm, of a 4,75< thick< 10mm	620.227	6.917.100	364.574	4.858.078
7208380000 flat-rolled iron/nas, HRC,width >600 mm, of a 3< thick< 4,75 mm	1.243.163	5.443.280	799.105	3.531.094
7208390000 Flat-rolled iron/nas, HRC,width >600 mm, thick< 3 mm	13.845.311	26.718.441	9.534.257	16.496.450
7208400000 Flat-rolled iron/nas, HRnCreliief	50.177	51.775	93.561	111.351
7208510000 Flat-rolled iron/nas, HRnC,width>600 mm, of a thickness > 10 mm	7.689.276	22.962.028	8.524.393	29.925.707
7208520000 Flat-rolled iron/nas, HRnC,width>600 mm, 4,75 < thickness < 10 mm	7.497.343	11.302.120	5.548.648	10.367.756
7208530000 Flat-rolled iron/nas, HRnC,width>600 mm, 3 < thickness < 4,75 mm	264.183	297.823	207.844	262.080
7208540000 Flat-rolled iron/nas, HRnC,width>600 mm, thickness < 3 mm	1.114.447	1.471.692	629.336	977.389
7208900000 Other Flat-rolled iron/nas	312.668	1.156.952	646.959	1.532.887

**I.3. IMPOR MENURUT KOMODITI / IMPORT BY HS COMMODITY**  
**\*\*\* FEBRUARI / FEBRUARY 2009 \*\*\***

H S Uraian Komoditi Commodity Description	Berat Bersih / Net Weight (Kg)		Nilai / Value C.I.F (US\$)	
	Bulan ini	Kumulatif	Bulan ini	Kumulatif
	Current Month	Cum. Jan. to date	Current Month	Cum. Jan. to date
7209150000 Flat-rol in coils, cold-rolledwidth > 600 mm, thickness >3 mm	341.361	964.056	388.556	1.094.778
7209160010 Flat-crc, pickled or not, 1<thick<3mm,600 < width < 1250 mm	2.777.201	8.391.503	2.511.759	8.068.447
7209160090 Flat-crc, pickled or not, 1<thick<3mm,width > 1250 mm	691.813	2.946.007	680.963	2.949.330
7209170010 Flat-crc, pickled or not, 0.5<thick<1mm,600 < width < 1250 mm	5.001.984	14.009.479	4.278.018	13.075.661
7209170090 Flat-crc, 0.5<thickness<1mmwidth > 1250 mm	1.916.955	7.343.142	2.075.056	7.739.822
7209181000 Tin-mill blackplate (tmbp), crcof a thickness < 0.5 mm	6.582.008	14.860.534	7.412.054	16.971.023
7209182000 Flat-crc, thickness<= 0,17 mmcontaining by weight<= 0.6% of carbon	1.461.470	2.423.810	888.573	1.369.744
7209189000 Flat-crc, 0,17< thickness< 0,5 mmcontaining by weight<= 0.6% of carbon	9.423.958	20.222.674	6.784.955	13.890.673
7209250000 Flat of iron/non-alloy, not in coilcold rolled, of a thickness >= 3 mm	351.342	1.053.961	271.852	828.307
7209260010 Flat of iron/non-alloy, not coil,coldrolled,1mm<thickness<3mm,width<=1,250 mm	570	279.198	1.245	167.091
7209260090 Flat of iron/non-alloy, not coil,coldrolled,1 mm<thickness<3mm,width>1,250 mm	516.390	743.936	200.772	318.865
7209270010 Flat of iron/non-alloy,not coil,coldrolled,0.5mm=<thicknes<1mm,width<1,250mm	0	33.249	0	58.696
7209270090 Oth flat of iron/non-alloy,not incoil,cold rolled,0.5mm =< thickness<1 mm	575.853	660.300	233.637	312.499
7209281000 Flat-CRnC, thickness<= 0,17 mmcontaining by weight<= 0.6% of carbon	9.072	17.192	10.948	18.802
7209289000 Flat-CRnC, 0,17< thickness< 0,5 mmcontaining by weight<= 0.6% of carbon	114.443	114.443	89.899	89.899
7209901000 Flat of iron/non-alloy, cold-rolled,corrugated form	12.709	12.709	36.125	36.125
7209909000 Flat of iron/non-alloy, cold-rolled,other than corrugated form	14.419	37.043	8.938	74.634
7210111000 Flat-rolled of iron/nas,carbon>=0.6%plated or coated with tin,thick > 0,5mm	154.539	347.220	214.208	465.549
7210119000 Flat-rolled of iron/nas,carbon< 0.6%plated or coated with tin,thick > 0,5mm	440.550	2.872.741	458.096	5.691.783
7210121000 Flat-rolled of iron/nas,carbon>=0.6%plated or coated with tin,thick < 0,5mm	1.386.478	5.155.964	2.155.726	7.999.665
7210129000 Flat-rolled of iron/nas,carbon< 0.6%plated or coated with tin,thick < 0,5mm	1.548.770	4.164.146	1.915.493	5.491.237
7210201000 Flat-rolled of iron/nas,carbon>=0.6%plated or coated with lead, thick <1,5mm	0	549.907	0	871.070
7210209000 Flat-rolled of iron/nas,carbon>=0.6%plated or coated with lead, thick >1,5mm	3.080	397.702	128.802	628.357
7210301000 Flat-rolled of iron/nas,carbon < 0.6%plated or coated with lead, thick <1,5mm	2.110.690	4.683.286	2.276.308	5.175.937
7210309000 Flat-rolled of iron/nas,carbon < 0.6%plated or coated with lead, thick >1,5mm	895.430	2.212.666	1.372.029	3.032.034
7210491000 Flat-rolled of iron/non-alloy, othwiseplated zinc,not corrugated,thick <=1.2mm	1.655.349	6.406.439	1.804.689	7.537.458
7210492000 Flat-rollof iron/nas,othwise plated zinccarbon< 0.6% ,n-coruugated,thick<= 1,5mr	26.549	145.301	29.148	140.597
7210499000 Flat-rolled of iron/non-alloy, othwiseplated zinc,not corrugated,thick > 1.2mm	280.684	1.470.635	402.706	1.767.032
7210500000 Flat-rolled iron/non-alloyplated with cromium & or chromium oxides	1.338.154	3.529.451	1.894.660	4.840.210
7210611000 Flat-rolled iron/non-alloyplated with alumnm-zinc,thickness<=1.2mm	3.459.357	7.548.946	2.889.867	6.772.750
7210619000 Flat-rolled iron/non-alloyplated with alumnm-zinc,thickness >1.2mm	3.381.214	5.033.782	2.412.471	3.327.036
7210691000 Flat-rolled iron/non-alloyplated with oth alumnm,thickness<=1.2mm	473.263	1.021.761	631.747	1.350.599
7210699000 Flat-rolled iron/non-alloyplated with oth alumnm,thickness >1.2mm	129.110	298.169	186.360	418.467
7210701000 Flat-rollof iron/nas,painted, varnished,coated plastics,carbon<0.6%,thick<=1,5mm	452.098	1.024.453	782.970	1.708.256
7210709000 Flat-rollof iron/nas,painted, varnished,coated plastics,carbon<0.6%,thick>1,5mm	169.720	552.101	115.961	484.364
7210901000 Flat-rollof iron/nas,plated,coated othmetal,carbon<0.6%,thick<=1,5mm	124.790	311.103	149.976	391.802
7210909000 Flat-rollof iron/nas,plated,coated othmetal,carbon<0.6%,thick>1,5mm	294.311	732.069	633.744	1.157.580
7211132000 Rolled on 4 faces/in closed box,HR, notclad, corrugated,carbon<=0,6%,thick<=4mm	3.464	3.464	12.777	12.777
7211139000 Rolled on 4 faces/in closed box,HR, notclad, oth shape,thick<=4mm, width>150n	33.997	1.603.901	64.399	1.386.440
7211141000 Hoop&strip iron/not alloy, HR, not cladcarbon<=0,6%,thick>=4,75mm, width<400	0	38.995	0	57.348
7211142000 Flat-rolled iron/not alloy, HR,not cladcorrugated, carbon <=0,6%,thick>=4,75mm	0	2	0	209
7211149000 Oth flat-rolled iron/not alloy,not cladhr, carbon <=0,6%,thick>=4,75mm	264.853	696.080	202.580	836.869
7211191000 Hoop&strip iron/not alloy, HR, not cladcarbon<=0,6%,thick<4,75mm, width<400mr	63.012	178.515	82.202	143.882
7211199000 Oth flat-rolled iron/not alloy,not cladhr, carbon <=0,6%, 0.17<thick<4.75 mm	695.696	1.469.047	398.383	954.250
7211232000 Hoop&strip iron/not alloy,CR, not cladcarbon<=0,25%, width < 400mm	20.507	20.507	19.785	19.785
7211239090 Oth flat-rolled iron/not alloy,not cladcr, carbon < 0.25%, thick >= 40 mm	105	22.317	154	43.248
7211292000 Hoop&strip iron/not alloy,CR, not cladcarbon >= 0,25%, width < 400mm	46.678	46.678	58.275	58.275
7211299000 Oth Hoop&strip iron/not alloy,not cladcr, carbon >= 0,25%, width < 400mm	289.179	708.847	492.609	1.133.682
7211901000 Oth Hoop&strip iron/not alloy,not cladwidth < 400mm	0	203.064	0	359.520
7211902000 Oth flat-rolled iron/not alloy,not cladcorrugated, carbon < 0,6%	23	23	259	259
7211903000 Oth flat-rolled iron/not alloy,not cladthickness <= 0.17 mm	1	1	43	43
7211909000 Oth flat-rolled iron/not alloy,not cladthickness > 0.17 mm	844.030	3.104.967	526.456	1.952.096
7212101000 Hoop,strip iron/not alloy, coated tin,width < 400mm	0	18.793	0	38.245
7212109000 Flat-rolled iron/not alloy, coated tin,400 mm <= width < 600mm	0	52.582	0	88.441
7212202000 Flat-rolled iron/not alloy,width<600mm,carbon<0.6%,thick<=1,5mm,elect coat zin	157	753	683	3.228
7212209000 Flat-rolled iron/not alloy, other shapeelect coated with zinc	0	24.982	0	59.568
7212301000 Hoop,strip iron/not alloy, coated zinc,width < 400mm non-elect coated zinc	0	121.257	0	150.589
7212309000 Flat-rolled iron/not alloy, other shape,non-elect coated with zinc	3.622	3.796	8.146	9.579
7212401000 Hoop,strip iron/not alloy, coated zinc,width < 400mm, coated with plastic	168.636	450.617	275.918	776.724
7212409000 Flat-rolled iron/not alloy, other shape,painted, varnished/coated with plastics	257.662	975.597	432.163	1.427.086
7212501010 Hoop,strip iron/not alloy, width<400 mm,coated with aluminium-zinc alloys	3.383	20.775	21.359	58.461
7212501020 Hoop,strip iron/not alloy, width<400 mm,coated with chromium	20.255	131.686	26.088	142.408
7212501090 Other hoop,strip iron/not alloy,width < 400 mm	2	82.421	28	102.403
7212502090 Other flat-rolled iron/not alloy,carbon<0,6%, thick > 1.5 mm	39.522	96.892	167.093	398.038
7212509000 Flat-rolled iron/not alloy, otherwiseplated or coated	197.481	215.179	127.812	138.626
7212601000 Hoop,strip iron/not alloy, cladwidth < 400mm	30.992	91.392	142.682	459.355
7212609000 Flat-rolled iron/not alloy, clad	6.032	27.857	4.498	27.801
7213100010 Containing indentations,ribs,grooves ofcircular crosssection <= 50 mm2	649	879	362	1.237
7213100090 Containing indentations,ribs,grooves ofshape	14.423	30.539	22.247	71.568
7213200000 Other bars, rods, hot-rolled ,in irregularly, of free-cutting steel	216.774	287.602	284.090	396.167
7213910000 Other bars, rods, hot-rolled , circularcross-section < 14 mm in diameter	2.751.110	7.398.643	2.967.595	7.761.939
7213990000 Other bars, rods, hot-rolled , notcircular	926.483	1.920.004	1.167.293	2.427.603
7214101100 Oth bars,rods of iron, non-alloy steelforged,carbon<0.6%,circlr cross-section	89	2.466	230	4.850

**I.3. IMPOR MENURUT KOMODITI / IMPORT BY HS COMMODITY**  
**\*\*\* FEBRUARI / FEBRUARY 2009 \*\*\***

H S Uraian Komoditi Commodity Description	Berat Bersih / Net Weight (Kg)		Nilai / Value C.I.F (US\$)	
	Bulan ini Current Month	Kumulatif Cum.Jan. to date	Bulan ini Current Month	Kumulatif Cum.Jan. to date
7214101900 Oth bars,rods of iron, non-alloy steelforged,carbon<0.6%,not circular	73.789	113.092	125.745	231.316
7214102100 Oth bars,rods of iron, non-alloy steelforged,carbon>=0.6%,circlr cross-section	2.079.548	4.116.830	1.031.326	2.011.763
7214102900 Oth bars,rods of iron, non-alloy steelforged,carbon >= 0.6%,not circular	266.538	412.856	296.131	688.628
7214201100 Containing indentations, ribs, groovescarbon < 0.6%, circular cross-section	35	63	632	1.874
7214201900 Containing indentations, ribs, groovescarbon < 0.6%, not circular	21.853	22.437	18.015	19.257
7214202900 Containing indentations, ribs, groovescarbon >= 0.6%, not circular	841	692.689	3.127	487.489
7214300000 Other bars & rods, not forged, offree-cutting steel	2.901	89.397	13.675	139.879
7214911010 Concrete steel, hot-rolled,hot-drawn,hot-extruded, carbon < 0.6%	257.399	341.570	123.039	1.854.036
7214911020 Shaft bars, manganese steel, hot-rolled,hot-drawn, hot-extruded, carbon < 0.6%	20.222	182.137	133.232	492.178
7214911090 Other bars & rods, hot-rolled,hot-drawnor hot-extruded, carbon < 0,6 %	287.445	553.599	247.548	447.709
7214912010 Concrete steel, hot-rolled,hot-drawn,hot-extruded, carbon >= 0.6%	0	39.980	0	20.929
7214912020 Shaft bars, manganese steel, hot-rolled,hot-drawn, hot-extruded, carbon >= 0.6%	19	92	270	1.941
7214912090 Other bars & rods, hot-rolled,hot-drawnor hot-extruded, carbon >= 0,6 %	0	209.141	0	412.518
7214991010 Carbon,oth than of circularcross-section: concrete steel	0	58	0	112
7214991020 Carbon, other than of circularcross-sect:shaft bars; manganese steel	463.949	784.569	811.229	1.387.660
7214991090 Oth. carbon, other than of circularcross-section	0	1.373	0	8.200
7214999010 Oth. carbon, other than of circularcross-section concrete steel	2	82.150	70	111.617
7214999020 Oth. carbon, other than of circularcross-sect:shaft bars; manganese steel	1.057.471	3.714.924	1.119.749	4.346.585
7214999090 Oth.Than Concrete steel, Shaft bars, manganes steel	93.612	127.717	190.662	244.165
7215100000 Oth bars & rods of iron/non-alloy steelfree-cutting steel,cold-formed/finished	653.579	1.340.433	540.112	1.230.957
7215509000 Oth bars & rods of iron/non-alloy steel	57.503	1.353.212	142.784	4.431.712
7215900010 Manganese steel/shaft bars,containingby weight less than 0.6% of carbon	49.223	116.690	46.716	128.359
7215900020 Oth Mangan steel/shaft bars,containingby weight less than 0.6% of carbon	9.976	261.204	43.523	350.495
7215900030 Manganese steel/shaft bars, containingby weight 0.6 % or more of carbon	111.775	165.815	156.376	242.518
7216100000 U, i or h sections , not further workedthan hot-rolled, of a height < 80 mm	910.396	2.934.867	1.000.207	3.968.898
7216210000 L section of iron/non-alloy steel, notworked than hot-rolled,of a height<80 mm	41.744	69.730	39.153	54.640
7216220000 T section of iron/non-alloy steel, notworked than hot-rolled,of a height<80 mm	3.263	32.740	3.192	28.080
7216310000 U, I or H sections, not further workedu sections	352.905	1.389.381	254.213	421.846
7216320000 U, I or H sections, not further workedi sections	1.053.479	2.267.777	887.196	1.661.916
7216330000 U, I or H sections, not further workedh sections	2.895.212	3.846.194	2.824.747	3.893.580
7216400000 L/T sect,not further work than hot-rollhot-drawn/extrud,a height of 80mm /more	140.352	864.093	12.640	589.049
7216501000 Oth angles,shapes&sections,not furtherof a height of less than 80 mm	0	214.866	0	305.680
7216509000 Oth angles, shapes & sect,not furtherof a height of more than 80 mm	4.340.611	7.809.396	7.935.632	11.264.390
7216610000 Angles,shapes&sections,not worked thancold-formed,obtain from flat-rolled prod	19	12.285	599	2.760
7216690000 Angle,shape&sect,not workthan cold formoth than obtain from flat-rolled product	85.487	136.808	124.708	198.648
7216910000 Oth angles,shapes&sect,not further workcold form/finish from flat roll product	12	984	163	1.312
7216990000 Oth angles,shapes&sect,not further workoth than cold form/finish,flat roll prod	48.102	755.067	102.857	3.161.101
7217101000 Wire of iron/non-alloy steel,not platd/coated,cont.carbon < 0.25% by weight	180.446	736.317	52.906	305.148
7217102200 Bead wire:flat hard steel reed wire;notplated/coated; 0.25%=< carbon<0.6%	369.641	771.112	467.199	1.151.695
7217102900 Other wire of iron or non-alloy steel,not plate/coated, 0.25% =< carbon < 0.6%	215.282	999.599	213.745	1.056.538
7217103100 Spokes wire;bead wire;flat hard steelreed wire;not plated/coated,carbon>=0.6%	3.615	28.329	48.926	143.634
7217103900 Oth wire of iron or non-alloy steel,not plated/coated, cont. carbon >= 0.6%	411.418	546.341	275.730	479.048
7217201000 Wire of iron/non-alloy steel,plated w/zinc, cont.carbon < 0.25% by weight	739.887	1.403.072	372.373	723.444
7217202000 Wire of iron/non-alloy steel,plated w/zinc,cont.carbon>0.25% & <0.45%by weight	0	5.881	0	23.332
7217209100 High carbon steel core wire,for alminiumconductors steel reinforced (acsr)	3.579	9.340	75.428	239.829
7217209900 Oth than high carbonsteel core wire,foraluminium conduct steel reinforced(acsr)	142.824	345.069	333.381	579.487
7217301000 Wire of iron/non-alloy steel,plated w/oth base metal,cont.crbn<0.25% by weight	5.029	5.035	49.636	49.842
7217302000 Wire of iron/non-alloy steel,plated w/oth base metal,cont.0.25% =<carbon <0.6%	116.911	230.127	170.337	326.181
7217303110 Copper alloy coated high carbon steelwire coated with brass	921.334	1.373.323	1.483.641	2.212.433
7217303190 Copper alloy coated high carbon steelsteel coated with other copper alloys	197.744	395.931	289.253	527.877
7217303900 Other wire of iron or non-alloy steelplated with oth base metal,carbon>=0.6%	166	133.893	2.226	72.023
7217901000 Oth wire of iron/non-alloy steel,platedzinc>=240g/m?,silicon<=0.1%,cover by pvc	20.519	32.572	82.454	111.588
7217909010 Oth wire of iron/non-alloy steel,platedcontaining by weight 0.6% or more	32.448	65.256	133.774	228.159
7217909090 Oth wire of iron/non-alloy steel,platedexcluding goods of subheading 7217.90.10	21.355	209.515	34.756	283.414
7218100000 Ingots & oth primary forms of stainlesssteel	233	234	5.671	5.724
7218910000 Semi-finished prod.of stainless steelof rectangulr (not square) cross-section	144	696	2.953	37.768
7218990000 Oth semi-finished prod.of stainlesssteel	28.679	78.891	267.853	536.703
7219110000 Flat-roll prod of stainless steel,hotrolled,in coil of a thick exceed 10mm	1.158	5.513	9.679	35.281
7219120000 Flat-roll prod of stainless steel,hotrolled,in coil of a 4.75mm=<thick<=10mm	29.327	128.871	106.633	363.291
7219130000 Flat-roll prod of stainless steel,hotrolled,in coil of a 3mm<=thick<=4.75mm	2.845.008	5.223.541	4.061.700	7.539.529
7219140000 Flat-roll prod of stainless steel,hotrolled,in coil of a thickness<=3mm	243.277	384.477	397.887	623.039
7219210000 Flat-roll prod of stainless steel,hotrolled,not in coil of a thick > 10mm	449.438	623.271	635.686	1.126.776
7219220000 Flat-roll prod of stainless steel,hotroll,not in coil of 4.75mm=<thick<=10mm	6.775.876	8.888.552	5.734.802	8.401.726
7219230000 Flat-roll prod of stainless steel,hotroll,not in coil of a 3mm<=thick<=4.75mm	431.440	967.601	1.320.851	2.880.860
7219240000 Flat-roll prod of stainless steel,hotrolled,not in coil of a thickness<=3mm	56.558	111.045	87.528	223.725
7219310000 Flat-rolled prod.of stainless steel,cold rolled, of a thickness >= 4.75 mm	21.449	43.136	47.799	392.394
7219320000 Flat-rolled prod.of stainless steel,cold rolled, 3 mm =< thickness < 4.75 mm	35.321	100.633	96.039	299.957
7219330000 Flat-rolled prod.of stainless steel,cold rolled, 1 mm < thickness < 3 mm	268.821	965.328	471.443	1.805.531
7219340000 Flat-rolled prod.of stainless steel,cold rolled, 0,5 mm =< thickness <= 1 mm	464.896	1.208.848	836.670	2.396.293
7219350000 Flat-rolled prod.of stainless steel,of a thickness < 0.5 mm	169.135	169.135	267.522	267.522
7219901000 Oth flat-roll prod.of stainless steel,thick>=1.5mm & <125mm patterns from roll	0	20.892	0	25.184
7219902000 Oth flat-rolled prod.of stainless steel,of a thickness < 0.5 mm	0	20.900	0	52.536
7219909000 Oth flat-rolled prod.of stainless steel,of a thickness >0.5 mm	145.671	216.909	169.162	287.041

**I.3. IMPOR MENURUT KOMODITI / IMPORT BY HS COMMODITY**  
**\*\*\* FEBRUARI / FEBRUARY 2009 \*\*\***

H S Uraian Komoditi Commodity Description	Berat Bersih / Net Weight (Kg)		Nilai / Value C.I.F (US\$)	
	Bulan ini Current Month	Kumulatif Cum.Jan. to date	Bulan ini Current Month	Kumulatif Cum.Jan. to date
7220111000 Hoop & strip of stainless steel, hotrolled,of a thick >= 4.75 mm,width<400mm	393	247.733	8.421	593.927
7220119000 Hoop & strip of stainless steel, hotrolled,of a thick >= 4.75 mm,width>400mm	887.583	1.030.576	634.012	719.336
7220121000 Hoop & strip of stainless steel, hotrolled,of a thick < 4.75 mm,width<400mm	7.006	7.585	31.435	33.720
7220129000 Hoop & strip of stainless steel, hotrolled,of a thick < 4.75 mm,width>400mm	131.778	241.597	318.789	647.350
7220201000 Hoop & strip of stainless steel, coldrolled, width < 400mm	76.910	129.566	113.693	207.304
7220209000 Hoop & strip of stainless steel, coldrolled, width>400mm	3.481.533	4.377.820	4.057.379	6.809.370
7220901000 Hoop & strip of stainless steel, notcold rolled, width < 400mm	5.009	26.535	28.213	103.761
7220909000 Hoop & strip of stainless steel, notcold rolled, width > 400mm	13.459.604	19.783.857	24.065.756	34.810.991
7221000000 Bars & rods, hot-rolled,in irregularlywound coils, of stainless steel.	144.258	538.879	128.840	555.339
7222110000 Bars,rods, hot-rolled, in irregularlyof circular cross-section	26.964	57.969	97.014	257.664
7222190000 Bars,rods, hot-rolled, in irregularlyof not circular cross-section	138.203	325.505	138.916	670.887
7222201000 Bars,rods, cold-formed or cold-finishedof circular cross-section	54.040	74.716	275.931	403.175
7222209000 Bars,rods, cold-formed or cold-finishedof not circular cross-section	620.079	1.439.799	1.056.973	2.936.996
7222301000 Other bars and rods of circularcross-section	29.932	39.468	176.757	245.514
7222309000 Other bars and rods of not circularcircular cross-section	809.735	1.245.228	617.279	1.006.689
7222400000 Angles, shapes and sections ofstainless steel	390.631	1.224.843	424.486	910.706
7223001000 Wire of stainless steel having a cross-sectional dimension exceeding 13 mm	1.923	16.724	4.615	61.952
7223009000 Wire of stainless steel having a cross-sectional dimension <= 13 mm	288.158	511.384	1.047.984	2.115.444
7224100000 Ingots & oth primary forms of oth alloysteel	0	248.200	0	323.063
7224900000 Semi-finished prod. of oth alloy steel	20.536	55.765	130.548	222.694
7225110000 Grain-oriented of silicon-elect steela width of 600 mm or more.	809.430	1.681.298	3.239.535	5.866.557
7225190000 Oth than Grain-orient of silico-electsteel a width of 600 mm or more.	847.903	2.885.979	1.111.001	3.684.818
7225300000 Flat-roll product of oth alloy steel,ofnot further worked than hot-roll,in coil	23.114	198.354	25.024	231.211
7225400000 Flat-roll prod of oth alloy steel,of notfurther worked than hot-roll,not in coil	1.084.477	2.923.012	1.872.711	4.961.338
7225500000 Flat-roll prod of oth alloy steel,of notfurther worked than cold-rolled	4.000	9.428	13.921	194.614
7225910000 Oth flat-rolled prod.of oth alloy steel,electrolytically plated/coated with zinc	830.498	1.724.741	1.388.311	3.059.842
7225920000 Oth flat-rolled prod.of oth alloy steel,otherwise plated or coated with zinc	7.319	48.171	13.241	29.079
7225990000 Oth flat-rolled prod.of oth alloy steel,otherwise plated or coated with not zinc	444.653	1.181.990	715.277	1.612.086
7226111000 Hoop & strip, grain-oriented of silicoelectrical steel, of a width <= 400 mm	39.929	106.099	166.105	459.576
7226119000 Hoop & strip, grain-oriented of silicoelect steel, of a width >400 mm,<600mm	136.286	147.216	689.692	713.584
7226191000 Hoop,strip,oth than grain-orient ofsilicon elect steel,of a width<= 400 mm	4.446	9.003	33.512	79.585
7226199000 Hoop,strip,oth than grain-orient ofsilii elect steel,of width>400mm,<600mm	13.360	41.886	36.957	91.697
7226209000 Hoop & strip of high speed steelof a width > 400 mm, < 600mm	6.390	226.813	23.960	357.170
7226911000 Hoop,strip of oth alloy steel,hot rolled, of a width <= 400 mm	29.423	36.530	33.067	48.877
7226919000 Hoop,strip of oth alloy steel,hot rolled, width >400 mm, <=600mm	59.187	217.296	193.614	668.379
7226921000 Hoop,strip of oth alloy steel,cold rolled, of a width<= 400 mm	79.842	143.178	128.242	217.934
7226929000 Hoop,strip of oth alloy steel,cold rolled, width >400 mm, <= 600mm	23.473	111.483	46.407	161.193
7226999000 Hoop & strip of oth alloy steel,width > 400 mm and <= 600mm	328.752	375.933	595.130	670.274
7227200000 Bars & rods, hot-rolled, in irregularlywound coils, of silico-manganese steel	301.930	301.930	214.871	214.871
7227900000 Oth bars & rods, hot-rolled, inirregularly wound coils	675.475	1.393.824	868.492	1.694.004
7228101000 Bars & rods, of high speed steel, ofcircular a cross-section	24.649	30.593	44.055	53.377
7228109000 Bars & rods, of high speed steel,not ofcircular a cross-section	53.110	76.721	50.543	110.532
7228201000 Bars & rods, of silico-manganese steel,circular a cross-section	1.886	32.819	5.131	41.926
7228209000 Bars & rods, of silico-manganese steel,not circular a cross-section	1.334.060	1.809.400	1.529.079	2.424.888
7228301000 Oth bars&rods,of silico-manganese steelof circular cross-section	1.926.076	5.622.953	2.535.505	6.603.963
7228309000 Oth bars&rods,of silico-manganese steelnot of circular cross-section	2.703.341	7.529.452	4.135.513	11.471.283
7228401000 Oth bars,rods,not further worked thanforget, of circular cross-section	0	11.927	0	33.415
7228409000 Oth bars,rods,not further worked thanforget, not of circular cross-section	161.164	418.318	174.537	388.117
7228501000 Oth bars,rods,not formed/cold finishedof circular cross-section	32.265	36.955	45.620	53.593
7228509000 Oth bars,rods,not formed/cold finishednot of circular cross-section	763.458	1.622.332	1.515.400	3.177.760
7228601000 Other bars and rods :of circular cross-section	102.144	700.786	326.168	1.567.744
7228609000 Other bars and rods :not of circular cross-section	372.902	687.995	764.090	1.621.799
7228700000 Angles, shapes and sections of otheralloy steel	423.304	649.117	370.879	573.182
7228801100 Hollow drill bars,rods, weight >=0.6%of circular cross-section	260.901	372.169	857.155	1.027.444
7228801900 Hollow drill bars,rods, weight >=0.6%not of circular cross-section	117	19.615	1.901	79.161
7228809000 Oth. Hollow drill bars and rods	78.512	159.763	532.775	1.376.721
7229200000 Wire of silico-manganese steel	194.101	218.150	268.751	292.023
7229900010 Wire of other alloy steel.of high speed steel	209.202	576.683	223.628	549.042
7229900090 Wire of other alloy steel.not of high speed steel	1.430.648	4.411.325	1.948.531	5.618.015
7301100000 Sheet piling of iron or steel	8.607	761.937	9.097	768.020
7301200000 Angles, shapes and sections of ironor steel	301.834	475.421	499.833	954.305
7302100000 Rails of iron or steel	61.675	152.712	66.022	302.359
7302300000 Switch-blades, crossing frogs, pointrods and other crossing pieces	682	31.930	7.906	65.873
7302400000 Fish-plates and sole plates of ironor steel	20.606	57.154	51.098	73.546
7302901000 Sleepers, of iron or steel	0	77.148	0	1.347.924
7302909000 Other than sleepers, of iron or steel	76.903	178.796	960.964	1.632.075
7303001010 Tubes,pipes of cast with an externaldiameter not exceeding 100 mm	11.302	29.337	62.024	160.538
7303001020 Tubes,pipes of cast with an externaldiameter not exceeding 150 mm	19.402	19.402	25.927	25.927
7303001030 Tubes,pipes of cast with an externaldiameter >150 mm and <=600 mm	58.766	58.766	79.567	79.567
7303001090 Oth.Tubes, pipes	24.311	31.168	23.320	42.459
7303009010 Hollow profiles, of cast iron withan external diameter < =100 mm	1.390	1.390	1.344	1.344
7303009090 Hollow profiles, of cast iron withan external diameter > 100 mm	570.488	1.175.158	1.594.781	3.627.670
7304110000 Tubes, pipes and hollow profiles,seamless, of stainless steel	2.205.284	3.562.765	9.459.948	11.887.678

**I.3. IMPOR MENURUT KOMODITI / IMPORT BY HS COMMODITY**  
**\*\*\* FEBRUARI / FEBRUARY 2009 \*\*\***

H S Uraian Komoditi Commodity Description	Berat Bersih / Net Weight (Kg)		Nilai / Value C.I.F (US\$)	
	Bulan ini Current Month	Kumulatif Cum.Jan. to date	Bulan ini Current Month	Kumulatif Cum.Jan. to date
7304190000 Oth.tube,pipe&hollow profile,seamless,line pipe of a kind use for oil/gas pipe	7.384.663	24.900.402	12.991.714	43.349.354
7304220010 Oth.tube,pipes&hollow profile,seamless,unfinished drill pipe (green pipe) with	198.237	220.237	1.490.963	1.599.463
7304220090 Oth.tube,pipes&hollow profile,seamless,unworked pipe end	1.404.935	1.406.569	4.821.136	4.827.449
7304230010 Unfinished drill pipe (green pipe) with yield strength less than 75,000 psi	201.000	206.764	547.081	581.906
7304230090 Oth. unfinished drill pipe (green pipe)	53.186	292.362	322.865	2.130.602
7304240010 Unfinish case&tube, yield strgh<75000Psioth.of stanlss stel for drill	20.000	62.705	28.500	84.454
7304240090 Oth.unfinish casetube&unworked,stainlesswith yield strength less than 75,000 ps	4.494	57.013	9.293	221.608
7304290010 Unfinish casetube&unworked pipe endwith yield strength less than 75,000 psi	7.137.748	10.096.690	11.891.123	18.658.497
7304290090 Oth.unfinish casetube&unworked pipe endwith yield strength less than 75,000 ps	6.789.197	23.721.732	19.978.667	49.438.653
7304311000 High press. conduits,of circular cross-sect.of iron/non-alloy steel,cold rolled	22.451	42.371	79.247	257.754
7304319000 Oth.drill Rod Casing&tubing with pin and box threads	522.292	1.244.042	1.322.532	3.229.145
7304390000 Oth. Drill Rod Casing and tubingwith pin and	1.521.587	2.693.856	3.654.765	6.418.903
7304410000 Cold-drawn or cold-rolled (cold-reduced)stainless steel	41.543	303.329	166.918	527.229
7304490000 Oth. Cold-drawn or cold-rolled(cold-reduced) stainless steel	116.818	414.378	239.385	657.768
7304511000 High press. conduits,of circular cross-sect.of oth alloy steel,cold rolled	3.234	17.854	14.379	64.384
7304519000 Oth tubes/pipes/hollow profiles,seamlesscold rolled,crclr c-s of oth alloy steel	26.025	39.127	85.467	187.604
7304590000 Oth.Drill rod casing&tubing with pin&sect.of oth alloy steel,cold rolled	733.842	1.247.393	2.439.994	3.719.190
7304900000 Oth.Drill rod casing&tubing with pin&cold rolled,crclr c-s of oth alloy steel	1.629.939	4.816.050	2.995.596	12.425.064
7305110000 Lines pipe, for oil or gas longitudinallysubmerged arc welded of iron/steel	54.543	229.122	276.560	972.573
7305120000 Lines pipe, for oil or gas other,longitudinally welded of iron/steel	0	3.076	0	11.747
7305190000 The oth.line pipe of iron/steel for oil,external diameter > 406.4mm	200.165	735.261	936.769	3.291.953
7305200000 Casing of iron/steel used in drillingfor oil/gas external diameter 406.4mm	1.035.329	2.905.217	3.199.114	5.913.189
7305311000 Lines pipe, for oil or gas longitudinallystainless steel pipes & tubes	2.778	105.797	1.870	117.701
7305319000 Oth.lines pipe,for oil/gas longitudinallystainless steel pipes & tubes	48.687	1.288.121	252.311	2.921.876
7305390000 Oth.lines pipe,for oil/gas longitudinally	10.415	45.048	14.266	85.886
7305900000 Oth.lines pipe,for oil/gas longitudinallyoth.stainless steel pipes & tubes	113.782	136.153	160.987	212.027
7306110000 Line pipe of kind use for oil/gas pipewelded, of stainless steel	22.631	159.977	56.859	946.542
7306190000 Oth.line pipe of kind use for oil/gaspipe,welded, of stainless steel	1.135.985	10.405.308	8.356.593	23.507.388
7306210000 Casing&tubing of a kind use in drillingwelded, of stainless steel	53	99	1.599	2.115
7306290000 Oth.casing&tubing of a kind use indrilling,welded,of stainless steel	4.633	1.140.189	32.909	1.169.268
7306301010 Boiler tube weld,of circualr cross-sect ofiron/non ally stel intrnl diamtr<12.5mm	117	65.920	1.546	192.460
7306301020 Boiler tube weld,of circualr cross-sect ofiron/non ally stel intrnl diamtr>=12.5mm	0	7.320	0	20.349
7306302010 Boiler tube weld,of single/double walled,coppr plate,intrnl diamtr<12.5mm	8.073	27.072	105.252	309.399
7306302020 Boiler tube weld,of single/double walled,coppr plate,intrnl diamtr>=12.5mm	993.627	997.425	937.330	952.316
7306303000 Boiler tube weld,of single/double walled,coppr plate,sheath pipe for heating	1.250	1.789	5.425	8.928
7306309010 Oth.boiler tube weld,of single/doublewalled,coppr plate,intrnl diamtr<12.5mm	21.355	57.118	111.611	301.288
7306309020 Oth.boiler tube weld,of single/doublewalled,coppr plate,intrnl diamtr>=12.5mm	429.989	775.029	526.658	1.188.324
7306401090 Oth.weld,of circualr cross-section ofweld boiler tube w intrnl diamtr>125 mm	29.912	36.648	116.445	146.142
7306402000 Welded boiler tubes of stainless steelwith internal diameter >12.5 mm	32.691	156.446	66.219	1.085.731
7306409000 Oth.,not welded of circular cross sect.with internal diameter > 12,5 mm	149.980	351.136	582.477	1.146.797
7306501010 Oth.boiler tube,weld,of circlr cross-sectn,oth alloy steel int.dmtr<=12.5mm	500	500	352	352
7306501020 Oth.boiler tube,weld,of circlr cross-sectn,oth alloy steel int.dmtr>12.5mm	268	19.892	704	2.756
7306509010 Oth.boiler tube,weld,of circlr cross-high pressure conduits	61	64	827	836
7306509020 Oth.boiler tube,weld,oth.thn high prssrconduit,oth alloy steel int.dmtr<=12.5mm	1.149	1.899	5.161	10.225
7306509030 Oth.boiler tube,weld,oth.thn high prssrconduit,oth alloy steel int.dmtr>12.5mm	115.985	169.236	6.891.430	7.080.727
7306610010 Oth.boiler tube,weld,square/rectangularcross sectin,with int.diamtr<=12,5mm	55.664	66.874	131.332	143.231
7306610090 Oth.boiler tube,weld,square/rectangularcross sectin,with int.diamtr>12,5mm	1.051	94.187	22.580	174.550
7306690010 Oth.boiler tube,non circualr crss-sectionwith internal diameter<=12,5mm	0	120	0	924
7306690090 Oth.boiler tube,non circualr crss-sectionwith internal diameter>12,5mm	9.610	132.879	9.213	474.361
7306901010 Bundy-weld pipes and tubes,with internal diameter <= 12,5mm	42	223	274	7.851
7306901090 Bundy-weld pipes and tubes,with internal diameter > 12,5mm	648	1.828	5.731	10.087
7306909010 Oth.thn bundy-weld pipes & tubes,with internal diameter <= 12,5mm	74.350	128.211	104.561	234.323
7306909090 Oth.thn bundy-weld pipes & tubes,with internal diameter > 12,5mm	1.288.068	3.349.836	2.466.387	4.902.985
7307110000 Cast fitting of non-malleable cast iron	1.269	126.421	4.681	182.840
7307190000 Cast fitting of other than non-malleablecast iron	1.553.986	2.146.795	5.522.321	7.453.675
7307210000 Other, of stainless steelflanges	324.654	860.053	2.312.542	3.530.258
7307220000 Other, of stainless steelthreaded elbows, bends and sleeves	192.996	327.025	958.403	1.639.497
7307230000 Other, of stainless steelbutt welding fittings	348.280	427.279	721.947	2.034.751
7307290000 Oth.,of stanlss steel oth.than flanges,butt welding,threaded elbow,bend&sleeve	217.534	372.848	1.036.329	1.930.585
7307910000 Tube or pipe fittings (couplings)flanges	1.089.586	2.278.604	3.351.819	8.022.909
7307920000 Tube or pipe fittings (couplings)threaded elbows, bends and sleeves	167.871	359.592	1.262.390	2.784.912
7307930000 Tube or pipe fittings (couplings)butt welding fittings	248.386	577.669	1.272.068	2.855.847
7307990000 Other tube/pipe fittings (couplings)	1.747.744	4.208.706	9.927.313	19.307.068
7308101000 Bridges and bridge sect. w prefab'tedtype joined by shear connectors	712	712	3.692	3.692
7308109000 Other bridges and bridge sections	97.005	148.849	151.095	313.903
7308201100 Towers with prefabricated modular type joined by shear connectors	2.061	2.061	6.215	6.215
7308201900 Other towers	122.641	306.513	255.062	1.171.113
7308202100 Lattice masts w prefabricated modular type joined by shear connectors	1.500	1.512	49.775	49.891
7308202900 Other lattice masts	252.809	463.986	502.476	1.065.163
7308300000 Doors, windows and their framesand thres hold for doors	105.660	218.493	266.487	795.707
7308401000 Equip. for scaffolding w prefabricatedmodlr type joined by shear connectors	101	1.904	90	626
7308409000 Other equipment for scaffolding,shuttering, propping or pit propping	287.815	490.076	1.800.144	2.167.683
7308902000 Other, prefabricated modular type joined by shear connectors	6.004	21.067	14.536	43.075

**I.3. IMPOR MENURUT KOMODITI / IMPORT BY HS COMMODITY**  
**\*\*\* FEBRUARI / FEBRUARY 2009 \*\*\***

H S Uraian Komoditi Commodity Description	Berat Bersih / Net Weight (Kg)		Nilai / Value C.I.F (US\$)	
	Bulan ini Current Month	Kumulatif Cum.Jan. to date	Bulan ini Current Month	Kumulatif Cum.Jan. to date
7308903000 Oth. corrug,curved/bent galv'd plt fass'bly.into undgrnd conduits&culvert	80	35.805	666	228.862
7308904000 Oth parts of tub/tunnels,made of formd&bended corrugated sheet of iron/steel	11.712	1.127.171	51.551	1.972.707
7308905000 Other, prefabricated modularrail for ships	8.694	14.006	63.772	71.982
7308909000 Other structures and partsof structures of iron or steel	15.772.717	24.918.537	47.475.721	76.440.931
7309000000 Reservoir,tank,vat&similar containerof iron/steel, capacity > 300 ltr	457.989	995.212	1.461.065	5.258.989
7310100010 Tank,cask,drum,can,boxe&similarfor transporting or coagulating latex	17.921	18.173	34.756	61.193
7310100020 Tank,cask,drum,can,boxe&similarof iron or steel casting in the rough	50.706	51.915	98.123	109.020
7310100030 Tank,cask,drum,can,boxe&similarother of iron/steel forging/stamping	3.548	31.172	15.557	94.820
7310100090 Oth.tank,cask,drum,can,boxe&similar	630.048	949.426	2.013.425	3.043.554
7310211010 Cans <1L,closed by soldering ofiron/steel casting in the rough	0	10.009	0	23.243
7310211020 Cans <1L,closed by soldering ofiron/steel forging or stamping in	957	5.358	5.648	22.651
7310211090 Oth.cans <1L,closed by soldering ofiron/steel	22.785	40.705	55.966	124.070
7310219010 Cans >1L & <50L,closed by soldering ofiron/steel casting in the rough	11.078	19.721	195.448	232.276
7310219020 Cans >1L & <50L,closed by soldering ofiron/steel forging or stamping in	52.172	54.056	40.233	47.006
7310219090 Oth.cans >1L & <50L,closed bysoldering of iron/steel	21.560	85.764	61.739	227.341
7310291010 Cans <1L,not soldering ofiron/steel casting in the rough	981	1.548	8.876	20.238
7310291090 Oth.cans <1L,not soldering ofiron/steel	567	15.939	3.883	64.500
7310299010 Cans >1L & <50L,not soldering ofiron/steel casting in the rough	14	944	14	2.711
7310299020 Cans >1L & <50L,not soldering ofiron/steel forging or stamping in	2.522	2.522	1.596	1.596
7310299090 Oth.cans >1L & <50L,not soldering of iron/steel	394.711	890.754	2.051.354	2.729.641
7311001100 Cont'ners for compressed/liquefied gaseamless stl cylinders, capacity< 30 ltr	33.620	53.268	43.288	84.995
7311001900 Other seamless steel cylinders	228.988	505.683	539.837	1.418.283
7311009100 Other containers of iron or steelwith capacity of less than 30 l	7.861.269	12.085.930	16.664.077	25.059.949
7311009900 Other containers of iron or steel	542.221	751.161	1.343.338	2.256.220
7312101000 Standed wr,ropes & cables for lockedcoil,flat'ed strands&non rotting wr rp	135.436	150.221	212.258	263.785
7312102000 Stranded wire,rope&cables by plated/coatd wth brass,& of a nom.d<=3mm	194.701	510.598	432.878	1.288.623
7312104000 Stranded wire, rope and cables withstranded wire of diameter of< 3 mm	43.163	64.672	179.251	301.491
7312109000 Other stranded wire, rope and cables	1.493.858	2.929.011	2.630.620	8.967.354
7312900000 Oth stranded wire, rope and cables,plaitd bnds,slings&of ir/stl not elect	989.681	1.750.215	1.853.788	3.243.409
7313000000 Barbed wr of iron/steel; twisted hoop&of a kind used f fencing of iron/stl	43.301	43.301	32.462	32.462
7314120000 Woven cloth with endless bandsfor machinery, of stainless steel	2.541	11.857	132.719	163.516
7314140000 Woven cloth, of stainless steel	6.792	26.914	111.619	324.732
7314191000 Endless bands for machinery oth thn ofstainless steel	112	45.021	857	88.476
7314199000 Other woven cloth, not stainless steel	3.454	16.423	141.236	216.362
7314200000 Grill&fencing,welded at the intersectofwr wth a max.sect.d>3mm&mesh s>100crr	270.110	989.984	179.656	634.200
7314310000 Other grill, netting & fencing,weldedat the intersect.by pltd/coatd w zinc	153.724	308.314	129.192	232.415
7314390000 Oth grill, netting and fencing,weldedat the intersection	374.267	582.091	596.831	934.505
7314410000 Oth cloth, grill, netting and fencingby plated or coated with zinc	27.196	147.233	23.633	88.953
7314420000 Oth cloth, grill, netting and fencingby coated with plastics	93.188	194.124	56.350	121.299
7314490000 Oth cloth, grill, netting and fencing	116.325	289.765	86.870	243.753
7314500000 Expanded metal	20.544	31.226	17.868	39.013
7315111100 Roller chain for bicyclesof mild steel	12.641	33.269	40.914	136.352
7315111200 Roller chain for motorcyclesof mild steel	234.592	517.902	1.112.892	2.277.797
7315111900 Other mild steel for roller chain	9.255	47.666	91.788	283.782
7315112100 Other roller chain for bicycles	150	3.030	337	4.565
7315112200 Other roller chain for motorcycles	489.742	1.351.392	1.261.446	3.500.903
7315112300 Oth roller chain transmis. type6mm < pitch length <= 3mm	472	15.647	1.157	133.707
7315112900 Other roller chain	86.808	224.063	410.224	837.381
7315120000 Other roller chainof mild steel	502.054	905.305	966.110	3.290.259
7315191200 Roller chain for motorcyclesof motorcycle chain	11.401	24.600	224.079	517.433
7315191900 Other roller chainof other mild steel	935	2.350	21.972	35.356
7315199100 Other roller chain for bicyclesof bicycle chain	1.150	1.150	19.685	19.685
7315199200 Other roller chain for motorcyclesof motorcycle chain	4.488	10.508	176.616	390.875
7315199900 Other roller chain of other thanbicycle chain&motorcycle chain	28.106	34.502	39.005	108.847
7315201000 Skid chainof mild steel	10.300	10.371	63.806	64.244
7315209000 Other Skid chainof mild steel	12.685	13.529	68.421	96.272
7315811000 Stud-linkof mild steel	504	10.362	2.577	7.354
7315819000 Other Stud-linkof mild steel	171.774	312.712	243.496	505.345
7315821000 Other, welded linkof mild steel	794	794	6.011	6.011
7315829000 Other, welded link	16.009	86.788	70.745	182.201
7315891200 Other chain for motorcyclesof mild steel	38.080	76.353	691.049	1.388.190
7315891900 Other chain of mild steel not formotorcyclcs and bicycles	38	17.209	627	97.973
7315892100 Other chain for bicyclesof other than mild steel	0	2.395	0	54.441
7315892200 Other chain for motorcyclesof other than mild steel	5.160	10.288	5.412	8.167
7315892900 Other chain not mild steel, not formotorcycles and bicycles	28.973	121.892	155.503	681.392
7315901000 Other parts of chain for motorcyclesand bicycles	1.902	4.726	21.974	65.663
7315909000 Other parts of chain not formotorcycles and bicycles	379.471	801.070	2.729.435	4.379.350
7316000000 Anchors, grapnels and parts thereof,of iron or steel	378.582	587.452	903.659	1.441.267
7317001000 Wire nails	621.249	1.108.422	214.371	446.745
7317002000 Staples	47.047	157.026	19.684	98.419
7317009010 Dog spikes for rail sleepers,carding -tacks&similar articles,of iron or steel,	667	7.764	3.751	24.697
7317009020 connector & anti-splitting,connector andHob nails for footwear, ring nails	2.645	41.693	13.413	73.365
7317009030 connector and anti-splitting, connectorHooknails	100.655	102.122	29.435	33.273



**I.3. IMPOR MENURUT KOMODITI / IMPORT BY HS COMMODITY**  
**\*\*\* FEBRUARI / FEBRUARY 2009 \*\*\***

H S Uraian Komoditi Commodity Description	Berat Bersih / Net Weight (Kg)		Nilai / Value C.I.F (US\$)	
	Bulan ini Current Month	Kumulatif Cum.Jan. to date	Bulan ini Current Month	Kumulatif Cum.Jan. to date
7317009040 connector and anti-splitting, connectorCorrugated nails, drawing pins and tacks	512.094	1.159.875	185.888	414.943
7317009090 Oth.connector and anti-splitting,conn -ector and anti splitting	1.203.662	2.145.150	480.353	870.827
7318110000 Threaded articles for coach screws	119.509	125.050	70.786	84.248
7318121000 Other wood screws with an externaldiameter not exceeding 16 mm	1.484	12.810	4.799	58.600
7318129000 Other wood screws	55.073	231.636	424.184	1.085.221
7318131000 Screw hooks and screw rings with anexternal dmtr not exceeding 16mm	315	1.608	2.606	5.482
7318139000 Other screw hooks and screw rings	15.367	76.398	124.393	402.006
7318141000 Self tapping screw with an externaldiameter not exceeding 16 mm	2.828	14.560	44.602	201.600
7318149000 Other self tapping screws	21.155	54.332	161.665	326.282
7318151100 Screw metal with/without nuts/washerswith an external diameter <=16 mm	130.457	245.070	953.277	2.266.125
7318151200 Bolts for metal, with/ without nuts ofan external diameter <= 16mm	687.666	1.267.443	3.348.362	7.191.663
7318151900 Oth screws&bolts whether/not without -their nut/washers with an ext'l dmtr>16mm	44.178	105.251	464.500	657.885
7318159100 Other screws for metal with or withoutnuts or washers	60.314	118.847	233.374	437.062
7318159200 Other bolts for metal,with or without nuts	209.991	469.843	719.016	1.816.560
7318159900 Other screws and bolts whether or notwith their nut or washers	214.207	831.563	2.181.388	4.289.044
7318161000 Nuts with an external diameter notexceeding 16 mm	75.192	244.285	520.042	1.497.263
7318169000 Other nuts	939.977	2.490.832	3.020.410	6.699.650
7318191000 Other threaded articles of an externaldiameter not exceeding 16 mm	2.744	11.162	39.006	77.056
7318199000 Other threaded articles of ironand steel	73.497	184.016	501.220	914.559
7318211000 Non threaded artic. for spring washers&oth lock washers w an ext'nal d<16mm	574	5.082	11.590	73.186
7318219000 Other spring washersand other lock washers	53.638	89.557	642.090	1.054.020
7318221000 Other washers with an externaldiameter not exceeding 16 mm	37.652	85.571	280.980	1.437.571
7318229000 Other washers	124.466	238.127	1.354.066	2.738.823
7318231000 Rivet with an external diameternot exceeding 16 mm	17.018	29.392	103.923	230.547
7318239000 Other rivets	16.121	27.047	224.974	319.949
7318241000 Cotters& cotters pins with an externaldiameter not exceeding 16 mm	52.036	81.331	178.093	343.426
7318249000 Other cotters and cotter pins	39.226	84.133	471.018	1.135.004
7318291000 Oth non threaded articles with anexternal diameter <= 16 mm	19.275	51.993	312.506	539.266
7318299000 Other non threaded articles	362.417	692.215	2.480.185	6.120.285
7319200000 Safety pins	22.126	27.131	31.073	51.321
7319300000 Other pins	69.464	117.335	796.054	1.397.965
7319900000 Oth similar articles for use in hand,of iron or steel	22.517	69.985	110.722	482.740
7320101000 Leaf springs and leavesfor motor vehicles	26.836	116.916	207.083	394.935
7320109000 Other leaf springs and leaves	10.867	24.153	146.058	310.969
7320201000 Helical springs for motor vehicles	20.211	112.579	330.297	973.295
7320209010 Other Helical springs for motor vehiclesFor motor vehicles or earth moving	14.806	34.822	253.639	549.972
7320209090 Other Helical springs for motor vehicles	31.093	95.778	207.659	726.707
7320901000 Other springs and leavesfor motor vehicles	31.234	63.084	309.245	708.474
7320909000 Other springs and leaves	138.872	195.421	718.901	1.492.672
7321110000 Cooking appliances and plate warmersFor gas fuel or for both gas and other	36.973	86.641	125.426	393.933
7321120000 Cooking appliances and plate warmerswith liquid fuel	6.021	7.007	5.628	5.751
7321190000 Other Cooking appliances & plate warmersincluding appliances for solid fuel	0	5.832	0	21.337
7321810000 Other appliances with gas fuel orfor both gas and other fuels	15.510	15.590	26.910	27.062
7321820000 Other appliances with liquid fuel	1.174	1.174	853	853
7321890000 Other appliances with solid fuel	0	4.568	0	6.427
7321901000 Oth cooking appliances & plate warmersOf burner for kerosene stoves	3.419	19.255	3.418	58.340
7321909000 Other Cooking appliances and platewarmers	682.621	1.372.365	1.200.406	3.002.390
7322110000 Radiators and parts of cast iron	15	437	732	9.021
7322190000 Other parts of radiators	38.905	51.980	454.699	575.978
7322900000 Other radiators for central heating	74.350	101.848	1.216.366	1.444.792
7323100000 Iron/steel wool; pot scourers&scouringor polishing pads, gloves and the like	28.758	117.267	33.559	134.208
7323911000 Kitchenware of cast iron ,not enamelled	32.577	74.086	69.557	109.416
7323919000 Household articles of cast ironnot enamelled	93.458	167.833	253.269	581.596
7323920000 Household articles of cast iron,enamelled	916	7.256	10.216	32.681
7323931000 Kitchenware of stainless steel	173.153	370.234	403.034	1.051.436
7323939000 Other household articlesof stainless steel	51.445	144.837	65.044	272.908
7323940000 Household of iron(oth. than cast iron)or steel, enamelled	54.237	167.159	40.653	210.308
7323991000 Other kitchenware	109.907	234.864	172.734	457.361
7323999000 Other household articlesof iron or steel	74.495	210.039	275.684	490.322
7324100000 Sinks and wash basins,of stainless steel	125.217	223.519	396.334	691.089
7324210000 Bath of cast iron, whetheror not enamelled	4.506	4.607	17.117	17.798
7324290000 Bath of stainless steel	31.251	46.253	188.272	265.247
7324901000 Sanitary ware for flushing waterclosets or urinals (fixed type)	16	52	28	695
7324902000 Sanitary ware of bedpans,urinals( portable type ) and chamber pots	0	68	0	176
7324909000 Other sanitary ware	78.705	260.955	177.639	505.412
7325101000 Other cast articles of non malleablecast iron by latex spouts & latex cups	0	155	0	2.120
7325109000 Other cast articles ofnon malleable cast iron	114.370	204.762	417.970	785.313
7325910000 Grinding balls and similar articlesfor mills	589.003	2.805.763	471.130	2.574.491
7325991000 Other cast articles of malleable castiron by latex spouts and latex cups	8	8	101	101
7325999000 Other cast articles ofmalleable cast iron	25.200	135.741	123.671	590.281
7326110000 Grinding balls&similar artic.for millsforged/stamped but not further works	1.891.265	5.795.675	2.627.372	6.797.532
7326190000 Other articles of iron or steelbut not forged or stamped	167.137	379.306	977.794	2.124.906
7326202000 Articles of iron or steel wirefor rat traps	1.145	1.162	1.570	1.593

**I.3. IMPOR MENURUT KOMODITI / IMPORT BY HS COMMODITY**  
**\*\*\* FEBRUARI / FEBRUARY 2009 \*\*\***

H S Uraian Komoditi Commodity Description	Berat Bersih / Net Weight (Kg)		Nilai / Value C.I.F (US\$)	
	Bulan ini Current Month	Kumulatif Cum.Jan. to date	Bulan ini Current Month	Kumulatif Cum.Jan. to date
7326205000 Articles of iron or steel wireWire poultry cages and the like	7.412	35.499	34.620	67.901
7326209000 Other articles of non ironor steel wire	67.788	100.062	228.797	403.296
7326901000 Ships' rudders not forged or stamped	12.384	166.652	36.789	1.772.697
7326903000 Stainless stl shield&clamp assembly wthruhb.sl for hubless cast ir&pipes fit.	79.643	149.761	483.586	1.100.979
7326905000 Rat traps but not forged or stamped	101	5.126	110	44.278
7326907000 Stainless steel shield, clamp assemblyHorsesshoes; riding boot spurs	351	3.070	18.442	72.927
7326909000 Other articles not forged or steamed	2.097.508	3.958.225	7.951.676	14.586.228
7401000000 Copper mattes, cement copper(precipitated)	1	3.128	65	16.796
7402000000 Unrefined copper,copper anodes for elec-trolytic refining.	1.200	1.274	31.658	34.270
7403110000 Refined copper for cathodes andsections of cathodes	176.252	3.101.765	559.722	11.832.906
7403120000 Refined copper for wire-bars	1.166	1.509	11.837	20.509
7403130000 Refined cooper for billets	49	49	73	73
7403190000 Other refined copper, unwrought	58.184	81.288	132.367	204.313
7403210000 Copper alloys for copper-zinc basealloys (brass)	69.718	265.246	291.358	1.206.741
7403220000 Copper alloys for copper-tin basealloys (bronze)	20.226	46.116	52.827	203.930
7403290000 Copper alloys for oth copper alloys(oth than master alloys of head.74,05)	24.555	26.787	209.138	272.869
7404000000 Copper waste and scrap.	90.409	332.266	106.744	835.219
7406100000 Powders of non-lamellar structure	32.361	65.733	203.439	512.867
7406200000 Powders of lamellar structure; flakes	10.594	37.074	101.640	314.528
7407103000 Profiles of refined copper	795	2.814	5.366	25.719
7407109000 Other Profiles of refined copper	219.460	432.025	1.112.783	1.991.345
7407210000 Profiles of refined copperOf copper-zinc base alloys (brass)	179.688	505.444	566.219	1.648.771
7407290000 Other of copper alloys	48.722	101.429	1.740.755	1.987.496
7408110000 Copper wire.Of which the maximum cross-sectional	138.491	1.071.105	578.695	4.167.607
7408190000 Other wire of refined copperr	373.681	779.583	1.086.146	2.010.274
7408210000 Copper wire of copper alloys withcopper zinc base alloys (brass)	131.742	310.493	829.902	1.841.239
7408220000 Copper wire of copper alloys w copper-nick bs alloys/c-nickel-zinc bs alloys	4.295	12.525	26.176	158.883
7408290000 Other copper alloys for copper wire	5.502	63.150	34.809	401.654
7409110000 Copper plates, sheets and strips, of refined copper in coils	71.227	606.431	557.435	3.472.955
7409190000 Copper plates, sheets and strips, of refined copper, not in coils	166.259	210.003	917.992	1.344.654
7409210000 Copper plates, sheets,strips, of copperzinc base alloys (brass), in coils	155.296	429.239	857.674	2.940.697
7409290000 Copper plates, sheets,strips, of copperzinc base alloys (brass), not in coils	96.710	168.196	370.131	698.098
7409310000 Copper plates, sheets,strips, of coppertin base alloys (brass), in coils	25.277	54.813	174.422	454.367
7409390000 Copper plates, sheets,strips, of coppertin base alloys (brass), not in coils	25.509	25.887	49.302	61.749
7409400000 Copper-nickel base alloy (cupro-nickel),copper-nickel-zinc base alloys unrefined	467	40.927	10.739	362.213
7409900000 Other copper alloys, unrefined	2.905	3.395	1.421	68.449
7410110000 Copper foil, refined, thickness < 0.15mm, not backed	51.213	116.135	284.219	666.960
7410120000 Copper alloys, refined, thickness< 0.15 mm, not backed	7.059	51.027	27.713	230.373
7410210010 Reinforced sheets/plates of polyamide,of refined copper, backed	7.685	28.727	44.108	145.688
7410210020 Reinforced sheets/plates of polyamide,Copper clad laminate for PCBs	241.891	443.286	1.005.571	1.873.669
7410210090 Reinforced sheets/plates of polyamide,Copper clad laminate not for PCBs	41.490	48.904	219.897	294.584
7410220000 Reinforced sheets/plates of polyamide,Of copper alloys, unrefined	41.775	47.838	204.863	233.027
7411100000 Copper tubes & pipes of refined copper	167.459	369.096	738.560	2.038.621
7411210000 Copper tubes & pipes of copper alloyswith copper-zinc base alloys (brass)	40.715	131.835	282.189	723.896
7411220000 Copper tubes & pipes of copper alloyswith cupro-nickel or nickel silver	1.071	17.129	10.012	153.137
7411290000 Other copper tubes and pipes	135.077	370.267	591.744	1.610.281
7412100000 Copper tube or pipe fitting ofrefined copper	758	762	12.877	12.889
7412201000 Copper tube or pipe fitting ofcopper-zinc base alloys (brass)	7.037	30.240	33.767	162.898
7412209000 Copper alloys, not brass, refined	10.456	136.546	66.108	517.221
7413000000 Stranded wire,cable,plaited bands,of copper, not electrically insulated.	145.451	196.427	275.587	407.738
7415101000 Nails&tacks(incl.drwing pins)of copperiron or steel with head of copper	7.051	36.367	31.944	53.514
7415102000 Staples and similar articles of copper	66	1.719	545	889
7415109000 Tacks, drawing pins, & similar articles	9.634	22.153	115.866	235.083
7415210000 Washers (including spring washers)but not threaded	7.628	11.208	54.612	77.638
7415290000 Other articles of copper, not threaded	8.738	10.082	49.281	81.925
7415331000 Screws	13.603	31.296	68.838	181.383
7415332000 Bolts and nuts	23.907	39.024	79.484	229.522
7415390000 Other articles of copper, threaded	97.727	128.151	175.452	307.437
7418110000 Pot scourers and scouring or polishingpads, gloves and the like	0	142	0	680
7418190000 Other Pot scourers & scouring/polishing	21.296	27.141	17.391	22.644
7418200000 Sanitary ware and parts thereof	16.086	17.361	82.356	99.239
7419100000 Chain and parts thereof of copper	16.714	18.524	25.661	28.857
7419910010 Fittings for fire hoses, of copper	290	353	5.351	6.493
7419910020 Reservoirs, tanks, vats and similarof copper	8.672	14.528	24.413	83.555
7419910030 Electroplating anodes,machine beltfor ships or other vessel	24.420	46.103	82.398	248.887
7419910090 Oth table, kichen,cast, moulded,stamped/forged but not further worked	453	2.243	7.810	27.409
7419991000 Electroplating anodes,machine beltfastener,fitting for ships,fire hoses	10	8.635	190	23.775
7419992000 Similar containers not fitted withmech./terminal equip. of a cap.of <=300l	75	3.412	462	84.230
7419993100 Grill and netting of copper wirefor machinery	273	4.040	13.982	116.919
7419993910 Grill and netting of copper wireCloth suitable for making mosquito nets	622	704	2.174	2.761
7419993990 Other grill and netting of copper wire	129	487	1.719	6.991
7419994000 Other grill and netting of copper wireSprings	5.179	7.367	38.947	61.675
7419999000 Other articles of non copper	5.857	28.272	209.343	294.288

**I.3. IMPOR MENURUT KOMODITI / IMPORT BY HS COMMODITY**  
**\*\*\* FEBRUARI / FEBRUARY 2009 \*\*\***

H S Uraian Komoditi Commodity Description	Berat Bersih / Net Weight (Kg)		Nilai / Value C.I.F (US\$)	
	Bulan ini Current Month	Kumulatif Cum. Jan. to date	Bulan ini Current Month	Kumulatif Cum. Jan. to date
7501100000 Nickel mattes	0	124	0	1.294
7501200000 Nickel oxide sinters&oth intermediateproduct of nickel metallurgy	0	111	0	595
7502100000 Nickel, not alloyed	50.709	104.788	499.245	963.175
7504000000 Nickel powders and flakes.	2.564	3.008	67.154	82.484
7505110000 Bars, rods and profiles of nickel,not alloyed	10	97	32	3.531
7505120000 Bars, rods & profiles of nickel alloys	271	363	19.364	24.746
7505210000 Wire of nickel, not alloyed	2.292	7.381	36.964	105.823
7505220000 Wire of nickel alloys	1.241	3.113	42.619	93.683
7506100000 Nickel plates, sheets, strip&foil ofnickel, not alloyed	152	3.352	5.923	164.245
7506200000 Nickel plates, sheets, strip and foilof nickel alloys	56.806	69.030	361.649	512.061
7507110000 Tubes and pipes of nickel, not alloyed	387	2.684	2.019	142.422
7507120000 Tubes and pipes of nickel alloys	236	9.994	5.627	16.527
7507200000 Tube or pipe fittings	7.459	11.159	15.816	87.272
7508100000 Cloth, grill and netting,of nickel wire	414	414	4.931	4.931
7508903000 Bolts and nuts of non nickel	17.658	35.623	20.049	36.120
7508909010 Electro-plating anodes,wrought or un-wrought, including those produced by	8.586	59.104	82.706	261.532
7508909020 Screens for printing machines	4.760	6.847	129.534	190.695
7508909090 Other Nickel tubes, pipes, tube, pipefittings	333	13.731	391.012	770.660
7601100000 Aluminium, not alloyed	6.685.500	13.007.536	11.076.544	23.543.527
7601200000 Aluminium alloys	5.192.135	13.256.637	9.137.066	26.075.935
7602000000 Aluminium waste and scrap.	837.351	1.919.247	783.730	2.087.310
7603100000 Aluminium powders of non-lamellarstructure	30.958	38.349	45.063	107.245
7603200010 Aluminium powders and flakes of flakes	403	20.770	1.160	19.871
7603200020 Aluminium powders and flakes,powderof lamellar structure	1.996	6.199	21.343	46.593
7604101000 Bars and rods of aluminium not alloyed	4.440	81.782	25.948	195.578
7604109010 Profiles suitable for use as heat sinkwith cross-sect.dimension < 17,5x17,5 cm	206	1.652	4.403	17.672
7604109090 Oth profiles suitable for use as heatsink	55.140	58.756	193.724	206.318
7604211000 Perforated tube profile for evaporatorcoils of mtr veh. ac mach.of alum.ally	35.166	37.156	20.344	72.810
7604219000 Oth hollow profiles of aluminium alloys	247.928	442.433	1.002.214	1.775.730
7604291010 Extruded bars and rods not surfacetreated	5.575	28.825	25.169	120.301
7604291020 Extruded bars and rods surfacetreated	4.929	4.929	18.977	18.977
7604293000 Y-shaped profiles for zip fasteners,in coils of non aluminium alloys	1.113	5.126	11.985	40.971
7604299000 Other bars, rods and profiles ofnon aluminium alloys	274.207	382.447	445.356	663.103
7605110000 Alum. wire of aluminium not alloyedwhich the max.cross-sect' dim.exceeds	716	8.972	4.810	58.139
7605191000 Aluminium wire of non aluminium notalloyed with a diameter < 0.0508 mm	368	1.056	5.622	19.155
7605199000 Other aluminium wire of non aluminiumnot alloyed	13.772	25.828	54.749	77.375
7605291000 Aluminium wire of non aluminium alloywith a diameter not exceeding 0.254mm	1.062	2.185	19.070	39.593
7605299000 Other aluminium wire of non aluminiumalloys	62.680	84.948	111.328	248.979
7606110010 Aluminium plates,sheets&strip of plainor figured by rolling of thick.>0.2mm	9.360	38.089	102.783	218.625
7606110090 Oth aluminium plates,sheets&strip ofplain/figured by rolling of thick.>0.2mm	85.168	286.484	383.214	1.275.696
7606121010 Can stock (alloy 3004,3104 or 5182, ofthickness > 0,25 mm, in coil	9.862	20.119	94.669	140.264
7606121090 Oth.Can stock (alloy 3004,3104, 5182,of thickness > 0,25 mm, in coil	16.837	31.873	114.255	146.312
7606123100 Sheets o alum. rigid cont.sheets alloy5182,5082,hardnessh19<1,000mm in width	163.264	216.486	747.516	949.216
7606123910 Other aluminium sheet/coilnot exceeding 1,000 mm in width	213.052	556.733	623.278	1.933.720
7606123920 Other aluminium sheet / coilxceeding 1,000 mm in width	1.831.745	4.015.184	4.428.586	9.403.770
7606123990 Other aluminium sheet	79.434	654.234	341.682	2.642.103
7606124000 Oth, plain/figured by roll./press. butnot surface treatedof non alum. alloys	22.630	162.918	83.731	324.183
7606129000 Other aluminium plate rectanguler ofaluminium alloys	353.249	495.065	2.320.195	2.572.114
7606912000 Oth alum. not alloyed,plain/figured byrolling/pressing b not surface treated	155	155	234	234
7606919000 Oth aluminium plate, not rectanguler ofaluminium, not alloyed	31.977	33.139	471.920	541.678
7606923010 Venetian blind slat,whether or notrolled or cut, in width $\phi$ 1,000 mm	19.320	19.320	22.960	22.960
7606923020 Sheet or coil of alum. rigid containersheet alloy 5182,5082,hardness h19	36.160	97.730	68.112	292.761
7606923090 Oth.than Sheet/coil of aluminium rigidcontainer sheet alloy 5182,5082,hard h19	43.423	226.515	58.952	220.321
7606929090 Other aluminium alloys	137.034	235.539	240.809	372.774
7607110000 Aluminium foil not backed, rolledbut not further worked	309.082	558.586	1.195.423	2.340.853
7607191000 Foil of aluminium alloy A1075 or A3903not back,oth than rolled but not worked	23.934	117.410	132.084	630.070
7607199000 Oth than foil aluminium alloy A1075/a3903 not back,oth than roll but notwork	65.428	116.602	493.645	913.773
7607204000 Aluminium foil backed for imitationgold or silver	114	991	4.324	8.602
7607209010 Aluminium foil laquer coated (white orof thickness >0,05 mm or < 0,15 mm	40.378	143.626	193.622	588.922
7607209090 Oth.aluminium foil, backed,thickness <=0.2 mm	68.824	154.603	415.762	955.972
7608100000 Aluminium tubes and pipes ofaluminium, not alloyed	74.054	138.806	345.681	512.777
7608200000 Aluminium tubes and pipesof aluminium alloys	40.810	75.759	212.730	427.047
7609000000 Aluminium tube or pipe fittings (forexample, coupling,elbows,sleeves)	32.796	67.366	267.109	513.787
7610100000 Alum. structures for doors, windows &their frames and thresholds for doors	33.223	469.092	143.812	4.501.154
7610901000 Oth alum. structures for bridges andbridge section, towers, lattice masts	0	1.313	0	9.656
7610909000 Other aluminium structures	87.806	235.304	184.441	606.460
7611000000 Aluminium reservoirs, tanks, vats andsimilar containers for any material	189	5.011	909	10.823
7612100000 Alum. collapsible tubular containers	10.609	23.198	168.818	265.509
7612901000 Aluminium casks, drums, cans, boxes andseamless containers for fresh milk	628	968	1.840	4.813
7612909000 Oth.aluminium casks,drums,cans, boxes& containers, for any material	548.206	656.568	1.543.930	2.068.435
7613000000 Aluminium containers for compressedor liquified gas	2.477	2.773	14.357	16.439
7614101100 Cable with steel core of circularcross section not exceeding 500 mm	2.386	97.822	19.251	334.549
7614101900 Other cable wth steel core	3.019	126.107	28.094	339.755

**I.3. IMPOR MENURUT KOMODITI / IMPORT BY HS COMMODITY**  
**\*\*\* FEBRUARI / FEBRUARY 2009 \*\*\***

H S Uraian Komoditi Commodity Description	Berat Bersih / Net Weight (Kg)		Nilai / Value C.I.F (US\$)	
	Bulan ini Current Month	Kumulatif Cum.Jan. to date	Bulan ini Current Month	Kumulatif Cum.Jan. to date
7614109000 Other stranded wire with steel core	16.475	24.795	45.952	180.950
7614901900 Other cable without steel core	34	47	94	362
7614909000 Other stranded wire without steel core	9.784	19.012	110.242	223.397
7615110000 Pot scourers and scouring or polishing pads, gloves and the like of aluminium	290	290	255	255
7615190000 Oth table, kitchen/oth household articles & parts thereof of aluminium	48.669	138.784	75.861	240.293
7615209000 Other sanitary ware and parts thereof of aluminium	36.779	99.375	114.288	347.662
7616101000 Nails of aluminium	12.606	17.115	15.660	109.015
7616102000 Staples and hooks of aluminium	9.968	14.132	44.788	116.797
7616109000 Tacks, rivets, cotters, cotter pins and washers of aluminium	40.201	72.958	559.998	1.222.864
7616910000 Other cloth, grill, netting and fencing, of aluminium wire	30.846	63.318	27.676	55.961
7616992000 Ferrules for use in the manufacture of pencils	13.072	15.122	72.292	101.414
7616993000 Alum. slugs, round, of such dim. that the thick's > one tenth of the diameter	28.107	130.280	154.641	447.732
7616994000 Bobbins, spools, reels and similar supports for textile yarn	626	10.299	9.083	67.476
7616999010 Venetian blinds	489	13.875	18.460	88.695
7616999090 Other articles of aluminium	167.067	443.408	826.265	1.821.894
7801100000 Refined lead	2.097.753	5.448.115	2.403.621	6.480.870
7801910000 Oth unwrought lead & containing by weight antimony as the principal oth element	1.904.783	3.607.766	2.340.215	4.559.033
7801999000 Oth unwrought lead & containing by weight	8.633	591.583	15.610	710.807
7804110000 Sheets, strip and foil of a thickness < 0,2 mm	985	1.934	4.846	25.595
7804190010 Lead embossed, cut to shape, perforated, coated, printed, backed, reinforce material	0	37.335	0	206.014
7804190090 Oth. lead plates, sheets, strip and foil, lead	533	4.921	6.420	46.720
7804200000 Powders and flakes	1.789	2.084	7.469	8.184
7806002000 Other articles of lead, bars, rods, profiles and wire	12.227	13.507	105.117	166.138
7806003000 Other articles of lead, tubes, pipes and tube or pipe fittings (for	26	2.055	197	19.139
7806009010 Lead wool, washers, electro-plating anodes	2.465	6.083	77.490	119.275
7806009090 Other articles of lead	2.750	17.223	67.160	140.299
7901110000 Zinc not alloyed containing by weight 99.99% or more of zinc	3.874.959	6.751.096	4.776.438	8.212.975
7901120000 Zinc not alloyed containing by weight < 99.99% of zinc	2.325.792	4.723.335	3.329.676	7.277.456
7901200000 Zinc alloys	574.523	1.116.771	806.194	1.559.120
7902000000 Zinc waste and scrap.	0	3	0	44
7903100000 Zinc dust	226.972	323.776	604.308	821.089
7903900000 Zinc powders and flakes	82.254	172.968	208.728	471.031
7904000010 Zinc wire, bars, rods, not surface treated	34.595	71.797	76.655	133.771
7904000090 Zinc profiles	36.926	50.329	21.579	30.098
7905001010 Zinc plates, sheets, strip not surface treated	146.711	240.315	199.935	383.053
7905001020 Zinc plates, sheets, strip surface treated	57.744	73.396	79.606	97.748
7905002010 Zinc foil not surface treated	46.281	117.660	23.748	105.965
7905002090 Zinc foil surface treated	6.745	6.745	13.384	13.384
7907003000 Gutters, roof capping, skylight frames & oth fabricated building components	275.750	359.045	282.932	344.146
7907004000 Zinc tubes, pipes, tube, pipe fittings (couplings, elbows, sleeves)	3.183	3.396	5.525	5.833
7907009010 Electro-plating anodes; stencil plates	6.665	67.592	92.604	230.888
7907009090 Oth articles of zinc oth than domestic	87.285	257.549	256.948	620.245
8001100000 Tin, not alloyed	197	14.718	1.736	83.482
8001200000 Tin alloys	2.404	4.815	33.417	65.734
8002000000 Tin waste and scrap.	13.758	14.378	144.534	149.729
8003000000 Tin bars, rods, profiles and wire.	6.351	32.255	301.947	841.772
8007002000 Other articles of tin, sheets and strip, plates, thickness > 0,2 mm	0	65.730	0	115.485
8007003000 Tin-foil (whether or not printed or backed), thick < 0,2 mm, powder & flakes	2	2	41	41
8007004000 Tin-Tubes, pipes and tube or pipe fittings (for example, couplings, elbows, sleeves)	311	311	1.002	1.002
8007009010 article of tin, collapsible tubes for dentifrices, colours, and the like,	418	418	5.444	5.444
8007009090 Other articles of tin	123.586	240.449	127.140	228.246
8101100000 Tungsten (wolfram) powders	505	8.064	21.910	84.022
8101940000 Unwrought tungsten, including bars and rods obtained simply by sintering	86	86	2.793	2.793
8101960000 Tungsten wire	70	276	1.093	18.642
8101990010 Tungsten bar & rods, oth than those obtained by sintering, profiles, sheet, strip	276	558	22.687	40.413
8101990090 Other tungsten (wolfram)	2.705	3.028	57.632	97.589
8102100000 Molybdenum powders	0	86	0	1.620
8102950000 Molybdenum bar & rods, oth than those obtained simply by sintering, profiles, strip & foil	20	230	165	881
8102960000 Molybdenum wire	488	661	78.593	93.255
8102990000 Other molybdenum	2	2	20	20
8103200000 Unwrought tantalum, including bars and rods obtained simply by sintering; powders	17	1.884	7.020	385.674
8103900000 Other tantalum	1	1	615	615
8104110000 Unwrought magnesium containing at least 99.8 % by weight of magnesium	31.401	53.229	88.749	149.941
8104190000 Other unwrought magnesium	15.374	16.055	9.678	11.693
8104300000 Magnesium raspings, turnings & granules, graded according to size; powders	1.534	1.534	43.615	43.615
8104900000 Other magnesium	13	63	32	512
8105201000 Unwrought cobalt	0	10.050	0	62.419
8105209000 Mattes cobalt; cobalt powders	7	17	1.319	3.423
8105900000 Other cobalt mattes	114	174	54.509	69.800
8106009000 Other bismut	0	40	0	1.324
8107900000 Other cadmium	42	42	548	548
8108200000 Unwrought titanium; powders	3	3	67	67
8108900000 Other titanium	21.553	58.301	286.996	447.007

**I.3. IMPOR MENURUT KOMODITI / IMPORT BY HS COMMODITY**  
**\*\*\* FEBRUARI / FEBRUARY 2009 \*\*\***

H S Uraian Komoditi Commodity Description	Berat Bersih / Net Weight (Kg)		Nilai / Value C.I.F (US\$)	
	Bulan ini Current Month	Kumulatif Cum.Jan. to date	Bulan ini Current Month	Kumulatif Cum.Jan. to date
8109200000 Unwrought zirconium; powders	1	1	12	12
8109900000 Other zirconium	3.307	4.054	6.370	12.366
8111000000 Manganese and articles thereof, includewaste and scrap.	5.000	5.000	18.250	18.250
8112190000 Other beryllium	504	504	18.016	18.016
8201100000 Spades and shovels	531	676	10.460	11.760
8201301000 Hoes (mamooties) and rakes	81	81	336	336
8201309000 Mattocks and picks	33	204	1.368	5.920
8201400000 Axes, bill hooks and similar hewing tool	7	7	16	16
8201500000 Secateurs & similar one-handed prunersand shears (including poultry shears)	70	6.838	608	19.996
8201900000 Other hand tools of a kind used inagriculture, horticulture or forestry	864	864	989	989
8202100000 Hand saws	29.181	129.698	46.364	152.828
8202200000 Band saw blades	14.530	58.520	162.851	298.945
8202310000 Circular saw blades with working partof steel	4.053	11.830	14.487	39.480
8202390000 Other circular saw blades,including parts	11.222	44.176	62.928	195.991
8202400000 Chain saw blades	7.569	38.918	13.537	54.363
8202910000 Straight saw blades for working metal	4.149	4.547	7.237	20.168
8202991000 Straight saw blades	1.155	1.371	9.309	14.056
8202999000 Other saw blades	53.349	141.431	360.640	588.040
8203100000 Files, rasps and similar tools	3.842	36.324	7.707	60.400
8203200000 Pliers (including cutting pliers),pincers, tweezers and similar tools	99.278	309.150	143.521	445.364
8203300000 Metal cutting shears and similar tools	19.116	48.489	47.807	123.290
8203400000 Pipe-cutters, bolt croppers,perforating punches, and similar tools	17.595	103.222	145.167	465.402
8204110000 Hand operated spanners and wrencheson - adjustable	157.393	291.077	956.512	1.249.363
8204120000 Hand operated spanners and wrenchesadjustable	102.816	255.551	174.909	432.176
8204200000 Interchangeable spanner sockets,with or without handles	56.739	136.277	217.650	415.906
8205100000 Drilling, threading or tapping tools	17.459	64.572	173.030	321.993
8205200000 Hammers and sledge hammers	166.066	430.479	193.996	564.674
8205300000 Planes, chisels, gouges andsimilar cutting	104.789	203.919	130.964	211.652
8205400000 Screwdrivers	36.663	95.813	93.950	224.930
8205511000 Flat irons	22	24	184	214
8205519000 Other household tools	11.396	14.029	57.451	65.726
8205590000 Other hand tools , oth than househodtools	152.884	251.523	307.465	647.671
8205600000 Blow lamps	0	3	0	69
8205700000 Vices, clamps and the like	85.094	215.203	249.114	813.278
8205800000 Anvils; portable forges; hand-/pedal-op'ted grinding wheels with frameworks	1.920	5.111	60.881	94.327
8205900000 Sets of articles of two or moreof the foregoing subheadings	48.232	102.354	315.049	655.115
8206000000 Tools of two/more of the headings82.02to82.05 put up in sets for retail sale	104.359	162.077	596.387	851.401
8207130000 Rock drilling or earth boring toolswith working part of cermets	672	15.447	17.067	142.531
8207190000 Other rock drilling or earth boringtools, including parts	91.082	294.473	2.931.448	8.344.502
8207200000 Dies for drawing or extruding metal	44.604	425.413	913.011	6.267.084
8207300000 Tools for pressing, stampingor punching	78.839	157.368	2.363.562	3.639.835
8207400000 Tools for tapping or threading	21.340	32.679	392.178	650.990
8207500000 Tools for drilling,other than for rock drilling	69.123	119.573	1.177.606	1.903.728
8207600000 Tools for boring or broaching	5.151	7.320	174.563	344.479
8207700000 Tools for milling	16.095	23.007	259.256	445.446
8207800000 Tools for turning	12.192	27.456	471.253	809.900
8207900000 Other interchangeable tools	61.064	115.433	1.138.205	2.444.667
8208100000 Knives and cutting bladesfor metal working	25.038	36.296	217.637	518.100
8208200000 Knives and cutting bladesfor wood working	51.841	120.775	295.609	598.749
8208300000 Knives&cutting blades f kitchen app'es/for mach. used by the food industry	329	4.117	2.501	39.144
8208400000 Knives&cutting blades for agricultural, horticultural or forestry machines	1.529	45.640	15.395	120.109
8208900000 Other knives and cutting blades	82.823	157.397	1.279.841	2.024.614
8209000000 Plates, sticks, tipsand the like for tools,	12.444	22.028	398.802	718.465
8210000000 Hand-operated mechanicalappliances, weighing	69.922	116.927	54.074	117.942
8211100000 Knives with cutting blades,serratedor not and sets of assorted articles	13.675	14.626	18.396	29.109
8211910000 Table knives having fixed blades	6.792	26.820	14.472	100.146
8211925010 knives ,fix blades, handle of base metalfor agricultural, horticultural/forestry	23	198	229	608
8211925090 knives ,fix blades,handle oth than metalfor agricultural, horticultural/forestry	1.865	1.972	1.045	2.861
8211929010 Flick or spring knives; hunting,divingand scouts knives,penknives;blades>15 cm	424	701	628	12.808
8211929020 Other knives having fixed bladeswith handle of base metal	34	1.961	67	8.917
8211929090 Other knives having fixed bladeswith handle oth than base metal	704	4.908	10.013	37.997
8211932010 Knives,oth than fixed blades,with handlebase metal, for agricultural, forestry	0	1	0	774
8211932090 Knives,oth than fixed blades,handle oththan metal, for agricultural, forestry	23	7.794	225	15.225
8211939010 Knives having other than fixed bladeswith handle of base metal	106	106	146	146
8211939090 Knives having other than fixed blades,with handle oth than base metal	1.035	5.497	32.541	55.896
8211940000 Blades with handle of base metal	3.666	29.678	31.799	87.376
8211950000 Knives with handles of base metal	1.624	1.810	11.120	11.951
8212100000 Razors	30.525	39.313	164.218	211.270
8212201000 Safety razor bladeswith double-edged razor blades	48.076	156.527	620.648	2.227.793
8212209000 Other razors and razor blades	19.577	68.123	15.140	117.662
8212900000 Other parts of razors and razor blade	335	558	54.219	54.816
8213000000 Scissors, tailors' shearsand similar shears,	50.503	126.772	102.689	208.084
8214100000 Ppr knives,ltr openers,erasing knives,pencil sharpeners and blades therefor	29.443	105.049	99.964	283.365

**I.3. IMPOR MENURUT KOMODITI / IMPORT BY HS COMMODITY**  
**\*\*\* FEBRUARI / FEBRUARY 2009 \*\*\***

H S Uraian Komoditi Commodity Description	Berat Bersih / Net Weight (Kg)		Nilai / Value C.I.F (US\$)	
	Bulan ini Current Month	Kumulatif Cum.Jan. to date	Bulan ini Current Month	Kumulatif Cum.Jan. to date
8214200000 Manicure or pedicure sets and instruments	17.376	32.195	30.428	61.491
8214900000 Other articles of cutlery	35.431	87.160	45.771	114.323
8215100000 Spoons, forks, ladles, skimmer, cake serv. & fish knives sets of assorted articles	2.502	15.309	6.762	59.479
8215200000 Similar kitchen and tableware, other sets of assorted articles	2.166	53.605	5.360	92.395
8215990000 Other similar kitchen and tableware	75.484	291.869	292.446	666.597
8301100000 Padlocks	95.179	345.901	125.442	467.863
8301200000 Locks of a kind used for motor vehicles	112.004	207.577	836.822	1.859.323
8301300000 Locks of a kind used for furniture	154.998	390.686	218.116	446.686
8301400000 Other locks	185.846	791.169	547.451	1.620.452
8301500000 Clasps and frames with clasps, incorporating locks	5.326	10.078	65.139	104.547
8301600000 Parts of padlocks and lock	129.673	317.414	960.752	2.131.021
8301700000 Keys presented separately	19.835	43.007	27.981	66.188
8302100000 Hinges	517.114	1.351.883	1.306.757	2.245.835
8302200000 Castors	135.250	379.346	195.315	454.461
8302300000 Oth mountings, fittings and similar articles suitable for motor vehicles	54.723	266.289	389.979	1.852.286
8302413010 Hasps ; suitable for buildings suitable for building	98.952	269.150	70.758	188.697
8302413090 Bolts, hooks, eyes and staples suitable for building	57.116	146.091	48.128	121.856
8302419000 Other mountings suitable for building	249.178	812.688	387.290	1.012.087
8302421000 Bolts and hasps suitable for furniture	92.667	103.073	143.981	152.977
8302429000 Other Mounting ; suitable for furniture	654.029	1.618.457	1.345.886	3.197.762
8302491000 Mounting of a kind suitable for saddlery	24.301	47.466	26.105	75.817
8302499000 Other mounting ; oth than of a kind suitable for saddlery	174.732	399.814	393.746	742.577
8302500000 Hat-racks, hat-pegs, brackets and similar fixtures	17.540	63.120	70.472	181.491
8302600000 Automatic door closers	17.975	63.931	79.299	168.607
8303000000 Armoured/reinforced safes, strong-boxes and doors and safe deposit lockers	194.763	280.507	349.557	526.495
8304001000 Filing cabinets or card-index cabinets	23.607	51.485	94.310	137.619
8304002000 Office or desk equipment of copper or of lead	307	488	679	1.538
8304009000 Other similar office or desk equipment	111.208	251.569	467.666	1.426.427
8305101000 Fittings for double loop wire binders double loop wire binders	166	17.665	1.685	25.045
8305109000 Fittings for loose-leaf binders or files other than double loop wire binders	30.814	117.250	47.838	158.750
8305200000 Staples in strips	59.536	159.342	83.571	187.895
8305900000 Letter coners, paper clips, indexing tags office articles	94.029	284.431	186.390	554.031
8306101000 Bells for cycles	2.239	4.462	23.738	35.292
8306102000 Bells, gongs and the like, of copper	0	182	0	2.134
8306109000 Bells, gongs and the like, other than of copper	1.982	4.134	7.759	12.308
8306210000 Statuettes and other ornaments plated with precious metal	0	10	0	67
8306291000 Statuettes and other ornaments, of copper or lead	352	352	1.460	1.460
8306299000 Statuettes and other ornaments, of other than copper or lead	1.479	10.307	2.918	60.917
8306301000 Photograph, picture or similar frames; mirrors : of copper	201	201	6.030	6.030
8306309000 Photograph, picture or similar frames; mirrors : of other than copper	1.519	92.183	2.994	175.531
8307100000 Flexible tubing of base metal, with or without fitting of iron or steel	26.532	67.833	873.690	1.141.539
8307900000 Flexible tubing of base metal, with or without fitting of other base metal	25.355	32.205	3.083.299	3.124.690
8308100000 Hooks, eyes & eyelets of base metal of a kind used for clothing, footwear, awnings & handbags	145.672	378.346	1.567.391	3.298.258
8308200000 Tubular/bifurcated rivets of base metal of a kind used for clothing, footwear	10.045	23.491	151.489	230.970
8308901000 Beads of base metal	16.020	58.791	176.624	334.418
8308902000 Spangles of base metal	1.814	2.852	5.555	14.449
8308909000 Other clumps and parts	118.955	344.099	749.662	1.649.247
8309100000 Crown corks of packing accessories of base metal	4.519	24.575	39.171	112.073
8309901000 Capsules for bottles of base metal	109	6.365	6.325	107.408
8309902000 Top ends of alum. cans of base metal	207.869	420.598	1.245.467	2.515.029
8309903000 Other caps for cans of base metal	49.571	233.317	159.436	543.743
8309904000 Bung for metal drums; bung covers; seals; case corner protectors	5.410	13.810	41.657	84.482
8309905000 Other packing accessories, of aluminium	42.842	102.021	385.827	978.472
8309909000 Other packing accessories, of base metal	23.320	70.489	284.540	742.405
8310000000 Sign, name, address and similar plates, numbers, and other symbols, of base metal	21.331	32.483	96.734	255.370
8311101000 Coated electrodes of base metal, for electric arc-welding : In rolls	389.695	946.003	405.461	1.012.973
8311109000 Coated electrodes of base metal, for electric arc-welding, In other than rolls	1.116.744	2.616.456	1.813.967	4.688.185
8311201000 Cored wire of base metal, for electric arc-welding : In rolls	219.241	563.378	424.528	986.801
8311209000 Cored wire of base metal, for electric arc-welding : In other than rolls	104.462	360.992	306.724	742.458
8311301000 Coated rods & core wire of base metal for sold, braz/welding by flame in roll	226.266	372.885	491.426	876.380
8311309000 Coated rods & core wire, base metal, for sold, braz/weld by flame in other than roll	159.190	348.111	628.009	1.456.346
8311900000 wire and rods, of agglomerated base metal powder, used for metal spraying.	329.341	606.015	537.304	1.048.672
8401100000 Nuclear reactors	94	101	1.354	8.014
8401300000 Fuel elements (cartridges),	120	140	1.695	17.124
8401400000 Parts of nuclear reactors	384	384	92.650	92.650
8402111000 Watertube boiler electric with a steam production exceeding 45 tons per hour	5.497	5.497	24.532	24.532
8402121100 Watertube boilers elect. with a steam 15 tons <= steam prod. < 45 tons/hours	3	421.727	73	1.031.603
8402121900 Watertube boilers electric with a steam prod < 15 tons /hours	4.450	31.774	46.469	191.899
8402122900 Watertube boilers not electric with a 15 tons <= steam prod. < 45 tons/hours	615.447	897.962	1.575.299	2.126.823
8402191100 Electric boilers with a steam prod. < 15 tons/hours	1	105.001	1	108.541
8402191900 Other vapour elect generating boilers, incl hybrid boilers, steam prod <= 15 ton/hours	105.445	105.445	225.980	225.980
8402192900 Other not-elect generating boilers, incl hybrid boilers, steam prod <= 15 ton/hours	0	141.270	0	342.379
8402901000 Boiler bodies or shells generating boilers	2.006	47.922	7.219	451.521

**I.3. IMPOR MENURUT KOMODITI / IMPORT BY HS COMMODITY**  
**\*\*\* FEBRUARI / FEBRUARY 2009 \*\*\***

H S Uraian Komoditi Commodity Description	Berat Bersih / Net Weight (Kg)		Nilai / Value C.I.F (US\$)	
	Bulan ini Current Month	Kumulatif Cum.Jan. to date	Bulan ini Current Month	Kumulatif Cum.Jan. to date
8402909000 Other parts of steam or other vapourgenerating boilers	2.443.780	3.732.857	11.810.838	20.568.243
8403100000 Boilers of central heating boilers otherthan those of heading 84.02.	2.003.915	2.087.486	4.881.732	4.969.579
8403901000 Boiler bodies or shells central heatingboilers oth than those of heading 84.02.	342	535	1.426	6.180
8403909000 Other part of central heating boilersoth than those of heading 84.02.	296.979	384.853	1.210.804	8.914.574
8404101010 Soot remover for use with boilers ofheading 84.02	257.857	276.854	673.532	834.693
8404101090 Oth auxiliary plant for use with boilerstof heading 84.02	7.299.112	20.227.696	24.316.979	68.854.897
8404102000 Oth auxiliary plant for use with boilerstof heading 84.03	270.944	400.707	674.482	1.923.197
8404200000 Condensers for steam orother vapour power units	130.387	464.722	8.519.346	10.339.001
8404901100 Boiler bodies or shellsof goods of subheading 8404.10.10 :	648	648	7.697	7.697
8404901900 Part oth than boiler bodies or shellsof goods of subheading 8404.10.10 :	12.880	65.033	617.190	819.996
8404902900 Part oth than boiler bodies or shellsof goods of subheading 8404.10.20 :	33	33	2.811	2.811
8404909000 Other parts of auxiliary machineryfor use with boilers	2.442.213	3.602.669	14.207.915	22.659.826
8405100000 Producer gas/water gas generators,withor without purifiers; acetylene gas	84.648	303.430	806.426	3.658.704
8405900000 Parts of producer gasor water generators	122.393	130.200	736.857	1.205.632
8406100000 Turbines for marine propulsion	149.862	159.913	1.370.239	1.433.592
8406810000 Turbines oth than marine propulsionof an output exceeding 40 MW	3.917.482	5.826.918	23.289.151	34.357.667
8406820000 Turbines oth than marine propulsionOf an output not exceeding 40 MW	248.073	318.388	2.458.361	3.391.720
8406900000 Parts of steam turbines and parts	1.632.192	3.793.925	10.866.954	31.464.620
8407100000 Spark-ignition rprctg piston enginesfor aircraft	4.218	7.913	2.534.012	3.336.773
8407210000 Outboard motors, marine propulsion engines	85.156	121.713	2.364.635	3.300.178
8407291000 Spark-ignition rprctg piston engn foroth marine prop egn, output =< 22.38kw	42.319	89.444	71.540	189.045
8407299000 Spark-ignition rprctg piston engn foroth marine prop egn, output >750kw	20.238	20.835	634.418	639.316
8407310000 Reciprocating piston engine of vichileof chapter 87 ,capacity <=50 cc	14.582	14.582	3.815	3.815
8407320000 Reciprocating piston engine of vichileof chapter 87 ,50cc< capacity <=250 cc	296.803	573.871	2.202.398	5.510.917
8407330000 Reciprocating piston engine of vichileof chapter 87 ,250cc< capacity <=1000 cc	87	87	6.877	6.877
8407341000 Piston engine for pedestrian controlledtractors, cylinder capacity <= 1,100 cc	5.290	10.580	110.783	223.815
8407343000 Spark ignition rprctg piston engn of acyl.capa exc.1000 cc for vhc.of hd 87.11	1.638	8.758	35.125	197.006
8407349000 Piston engn of a capacity exc. 1000 ccoth.for tractors,vhc.of hd 87.11, 87,01	84.108	741.595	1.149.501	5.884.127
8407901000 Oth spark-ignition recipro pist engineof a power not exceeding 18.65 kw	62.205	276.295	279.902	1.293.532
8407909000 Oth spark-ignition recipro pist engineof a power > 22.38kw (30hp)	66	1.133	203	1.623
8408104000 Comprss-igntn piston eng.for marinepropulsion of a power not exceed 750 kw	149.143	528.036	394.540	1.370.092
8408109000 Comprss-igntn piston eng.for marinepropulsion of a power exceeding 750 kw	130.808	433.098	2.740.439	8.966.898
8408201100 Comprss-igntn piston engines for vhcls8701.10, output <= 60 kw	1.420	12.319	5.815	119.994
8408201200 Comprss-igntn piston eng oth for vhcls8701.10, output <= 60kw,fully ass	105.448	203.261	170.640	272.457
8408201900 Comprss-igntn piston engines for vhclsoth 87,not fully assemble,output < 60kw	27.885	411.650	101.526	5.500.411
8408209100 Comprss-igntn piston engines for vhcls8701.10, oth output not exceed 60 kw	116	116	2.295	2.295
8408209200 Comprss-igntn piston eng oth for vhcls8701.10,oth.output <= 60kw,full ass	320.075	767.441	4.493.055	10.748.223
8408209900 Comprss-igntn pist engines oth for vhcl8701.10,oth.output <= 60kw,not fully ass	31.259	42.210	550.269	719.288
8408901010 Comprss-igntn piston engn for earth movemach. of an output not exc. 18,65 kw	252	6.752	34.466	254.081
8408901020 Comprss-igntn piston engn,railway loc/tramway vhc.of output not exc.18,65 kw	106	106	943	943
8408901090 Compr-ign piston engn oth for earth movemach,railway loc.output not exc.18,65k	208.708	300.039	935.419	1.563.470
8408905010 Comprss-igntn piston engn for earth movemach. of an output exc. 100 kw	39.098	87.606	241.022	1.617.682
8408905090 Compr-ign piston engn oth.for earth movemach,railway loc. an output exc. 100 k	124.110	365.013	845.054	3.052.720
8408909100 Compr-ign piston eng for earth move machoth.an output>100kw, and <=18,65 k	50.803	53.731	50.583	136.787
8408909900 Comp.ign.piston eng.oth,earth move machrail loc. oth output exc.100kw,not18,6	175.291	290.136	658.556	1.455.760
8409100000 Parts suitable for aircraft engines	17	1.907	5.697	43.073
8409911100 Carburettors & parts thereof for earthmoving machinery, spark-ignition	15.880	46.301	310.625	1.185.404
8409911200 Cylinder blocksfor earth mov machinery,spark-ignition	1.476	2.676	27.205	37.781
8409911300 Cylinder linersfor earth mov machinery,spark-ignition	3.942	23.690	63.353	125.525
8409911400 Heads and head coverfor earth machinery,spark-ignition	8.041	11.481	44.555	133.595
8409911500 Pistons for earth mov machinery,spark-ignition	2.777	12.533	52.713	95.841
8409911600 Piston rings,gudgeon pinsfor earth movemachinery, spark-ignition	5.812	15.927	100.375	697.869
8409911900 Oth parts suitable for earthmoving machinery, spark-ignition	23.351	45.338	149.824	714.288
8409912100 Carburettors&part thereof for vhcles of87.01, power =< 22.38 kw, spark-ignition	3.007	11.634	38.048	164.360
8409912200 Cylander blocks for vehicle of head 87.01power =< 22.38 kw, spark-ign	1.107	1.532	35.745	51.373
8409912300 Cylinder liners for vehicle of head 87.01power =< 22.38 kw, spark-ign	414	442	559	601
8409912400 Heads and head cover for vhcls of 87.01power =< 22.38 kw, spark-ign	1.671	1.734	10.045	10.177
8409912500 Pistons for vehicles of 87.01,power =< 22.38 kw, spark-ign	12.812	16.347	127.868	231.257
8409912600 Piston rings & gudgeon pins for vhcls of87.01,power =< 22.38 kw, spark-ign	14	364	52	852
8409912900 Oths parts suitable for vehicles 8701,power =< 22.38 kw, spark-ignition	10.393	20.832	95.650	166.204
8409914100 Carburettors and parts thereof for vehicles 87.11, spark-ignition	183.069	559.400	6.512.603	15.355.805
8409914200 Cylinder blocks, crank casesfor vhcls 87.11,spark-ignitio	145.610	528.576	1.264.352	4.651.987
8409914300 Cylinder linersfor vehicles 87.11,spark-ignition	365	818	3.230	11.228
8409914400 Heads and head coverfor vehicles 87.11,spark-ignition	239.276	606.760	6.501.786	15.297.253
8409914500 Pistons for vehicles 87.11,spark-ignitio	10.001	39.607	127.234	364.283
8409914600 Piston rings and gudgeon pins forfor vehicles 87.11,spark-ignition	15.085	33.135	282.169	675.393
8409914900 Oth parts suitable for vehiclesheading 87.11, spark-ignition	152.067	336.575	3.336.240	7.217.673
8409915100 Caburettors and parts thereof for othvehicles of chapter 87, spark-ignition	67.544	124.420	446.873	1.234.068
8409915200 Cylinder blocks, crank cases for othvehicles of chapter 87, spark-ignition	591.812	956.539	3.467.725	8.085.246
8409915300 Cylinder liners for othvehicles of chapter 87, spark-ignition	60.037	91.858	141.339	192.714
8409915400 Heads and head cover for othvehicles of chapter 87, spark-ignition	47.144	107.396	457.822	1.086.974
8409915500 Pistons for oth vehicles of chapter 87,spark-ignition	26.022	89.827	527.004	1.132.743
8409915600 Piston rings and gudgeon pins for othvehicles of chapter 87, spark-ignition	83.645	178.598	651.383	1.359.241

**I.3. IMPOR MENURUT KOMODITI / IMPORT BY HS COMMODITY**  
**\*\*\* FEBRUARI / FEBRUARY 2009 \*\*\***

H S Uraian Komoditi Commodity Description	Berat Bersih / Net Weight (Kg)		Nilai / Value C.I.F (US\$)	
	Bulan ini	Kumulatif	Bulan ini	Kumulatif
	Current Month	Cum. Jan. to date	Current Month	Cum. Jan. to date
8409915900 Oth parts suitable for vehicles foroth vehicles 87, spark-ignition	330.769	602.214	4.094.117	8.741.922
8409916100 Cyl.block,crank case,marine propul eng.power<= 22.38kw for vssl of 89 spark-ign	286	2.099	3.988	5.022
8409916200 Piston for marine propuls eng, power<=22.38 kw for vssls of 89, spark-ign	18	77	461	725
8409916300 Oth.for vssls chapt.89,marine propul engof a power <= 22.38 kw, spark-ignition	4.845	17.178	7.625	39.059
8409916400 Cyl.block,crank cases,marine propuls engpower>22.38kw for chapter 89,spark-igr	19	1.811	995	7.616
8409916500 Pistons for marine propuls eng.of power>22.38 kw for vssls of 89,spark-ign	301	1.270	9.351	23.387
8409916600 Oth.for chapt.89 for marine propuls eng.of a power>22.38 kw, spark-ignition	2.462	6.427	50.920	110.829
8409917100 Carburettors & parts thereof for othengines, spark-ignition	55.376	55.724	454.148	457.685
8409917200 Cylinder block for oth eng,spark-ign	7.737	7.869	135.857	138.902
8409917300 Cylinder liner for oth eng,spark-ign	16.311	17.803	56.781	68.689
8409917400 Heads and head cover for oth engines,spark-ignition	22.873	36.654	49.372	85.060
8409917500 Pistons for oth engines,spark-ignition	8.871	24.989	144.201	1.057.767
8409917600 Piston rings and gudgeon pins for othengines, spark-ignition	2.691	2.852	81.675	89.843
8409917900 Oth parts for oth engines,spark-ignition	264.770	479.644	2.168.022	4.096.102
8409991100 Carburettors & parts thereof for earthmoving machinery, comp-ignition	358	2.765	49.499	136.677
8409991200 Cylinder blocks for earth moving mach,comp-ignition	1.142	17.423	32.536	114.664
8409991300 Cylinder liners for earth moving mach,comp-ignition	82	1.105	3.287	4.911
8409991400 Heads and head cover for earth movingmachinery, comp-ignition	10.851	23.714	112.836	282.166
8409991500 Pistons for earth moving machinery,comp-ignition	16.666	24.591	157.907	224.490
8409991600 Piston ring & gudgeon pin for earth movemachinery, comp-ignition	4.735	9.209	52.669	87.767
8409991900 Oth parts suitable for earthmoving machinery, comp-ignition	30.779	85.044	346.138	932.693
8409992200 Cylndr blocks for vehicles of 87.01comp-ignition	31	31	2.925	2.925
8409992300 Cylndr liners for vehicles of 87.01comp-ignition	0	5.034	0	20.640
8409992400 Heads and head cover for vhcls of 87.01comp-ignition	952	963	13.192	13.568
8409992500 Pistons for vehicles of 87.01,comp-ignition	6.687	6.852	27.414	28.089
8409992600 Piston ring&gudgeon pin for vhcls of87.01 comp-ignition	223	292	2.460	4.329
8409992900 Oths parts suitable for vhcls 87.01,comp-ignition	1.949	2.174	9.749	17.013
8409994100 Caburettors and parts thereof for othvehicles of chapter 87, comp-ignition	34.288	131.624	339.212	1.427.144
8409994200 Cylinder blocks for oth vhcls of chapt87, comp-ignition	77.620	201.055	692.979	2.186.238
8409994300 Cylinder liners for oth vehicles ofchapter 87,comp-ignition	19.087	53.796	131.907	282.613
8409994400 Heads and head cover for vehicles ofchapter 87,comp-ignition	32.238	84.365	354.572	1.080.323
8409994500 Pistons for oth vehicles ofchapter 87,comp-ignition	29.764	57.812	120.547	327.414
8409994600 Pistons ring & gudgeon pins for vhcls ofchapter 87, comp-ignition	19.910	41.211	102.459	286.934
8409994900 Oth parts suitable for vehicles foroth vehicles 87, comp-ignition	226.186	551.537	2.210.370	6.172.827
8409995100 Cyl.block,crank case,marine propuls.eng.power<= 22.38kw for vssl of 89,comp-ign	40	40	303	303
8409995200 Piston for marine propul eng of power<=22.38 kw for vssls of 89,comp-ignition	0	923	0	2.520
8409995300 Oth.for vssls chapt.89,marine propul engof a power<= 22.38 kw, comp-ignition	15	8.090	104	18.956
8409995400 Cyl.block,crank cases,marine propuls engof power>22.38kw for vssl 89, comp-ign	0	248	0	742
8409995500 Pistons for marine propuls eng.of power> 22.38 kw for vssls of 89,comp-ign	165	783	765	2.643
8409995600 Oth.for vssls,chap89,marine propuls engof a power>22.38 kw, comp-ignition	5.266	9.541	64.176	154.443
8409996100 Carburettors & parts thereof for othengines, comp-ignition	5.062	7.055	1.677	12.359
8409996200 Cylinder blocks for oth engines,comp-ignition	15.282	28.994	257.421	741.914
8409996300 Cylinder liners for oth engines,comp-ignition	19.396	60.630	310.563	562.730
8409996400 Heads and head cover for oth engines,comp-ignition	13.258	27.091	201.578	537.567
8409996500 Pistons for oth engines, comp-ignition	22.750	45.654	224.222	808.932
8409996600 Piston rings and gudgeon pins for othengines, comp-ignition	10.347	13.431	51.573	90.052
8409996900 Oth parts for oth engines,comp-ignition	337.904	698.564	3.876.502	8.126.464
8410110000 Hydraulic turbine&water wheels of power<= 1,000 kw	33.914	48.514	269.412	320.525
8410120000 Hydraulic turbines and water wheels of apower>1,000 kw but not exceed 10,000	98	98	14.702	14.702
8410130000 Hydraulic turbines and water wheels ofa power exceeding 10,000 kw	23.055	39.018	906.040	2.481.225
8410900000 Parts hydraulic turbines, water wheels,including regulators	192.215	735.517	1.113.719	4.274.605
8411110000 Turbo-jets of a thrust not exceed 25 kn	160	9.619	39.039	6.915.251
8411120000 Turbo-jets of a thrust exceeding 25 kn	9.087	34.844	5.516.877	15.671.813
8411210000 Turbo-propellers of a power not exceed1,100 kw	380	8.030	225.368	7.856.249
8411220000 Turbo-propellers of a power exceeding1,100 kw	16.853	16.866	3.505.566	3.506.354
8411810000 Oth gas turbines of a power not exceeds5,000 kw	15.790	87.430	1.029.834	1.583.665
8411820000 Oth gas turbines of a power exceeding5,000 kw	281.673	292.805	20.805.140	22.160.952
8411910000 Parts of turbo-jets/turbo-propellers	1.073	6.083	1.407.759	3.332.184
8411990000 Oth parts of gas turbines	643.001	1.153.468	59.222.154	77.676.242
8412100000 Reaction engines oth than turbo-jets	1.844	1.907	26.047	29.579
8412210000 Hydraulic power engines and motorswith linear acting (cylinders)	88.406	164.367	1.047.907	1.906.175
8412290000 Oth hydraulic powerengines and motors	306.686	615.970	4.799.993	7.317.905
8412310000 Linear act (cylinders), for pneumaticpower engines and motors	4.380	7.266	125.606	282.905
8412390000 Oth linear acting (cylinders) forpneumatic power engines and motors	8.946	14.565	173.351	306.386
8412800000 Oth engines and motors	51.111	165.182	833.184	3.804.940
8412901000 Parts of reaction engines of subhead8412.10.00	8.202	10.743	18.330	61.963
8412909000 Oth parts of power engines & motors	71.979	135.051	819.468	1.671.855
8413110000 Pump fitted/design to a measu device fordispnsng fuel/lubric,used in fill stat	18.638	63.988	257.429	1.066.711
8413191000 Pumps fitted/designed to a measuringdevice electrically operated	75.711	175.269	901.827	2.104.639
8413192000 Pumps fitted/designed to a measuringdevice and not electrically operated	1.243	3.269	28.026	79.234
8413201000 Water pump for hand pump,oth than thoseof subheading 8413.11or 8413.19	2.655	24.380	19.467	167.582
8413209000 Oth hand pumps, oth than thoseof subheading 8413.11or 8413.19	33.927	136.772	162.332	386.427
8413301100 Fuel,lubric.,cool medium pump,earth movemach/motor vhcle, reciproc/rotary typ	106.674	178.359	1.917.083	2.846.572



**I.3. IMPOR MENURUT KOMODITI / IMPORT BY HS COMMODITY**  
**\*\*\* FEBRUARI / FEBRUARY 2009 \*\*\***

H S Uraian Komoditi Commodity Description	Berat Bersih / Net Weight (Kg)		Nilai / Value C.I.F (US\$)	
	Bulan ini Current Month	Kumulatif Cum. Jan. to date	Bulan ini Current Month	Kumulatif Cum. Jan. to date
8413301900 Fuel,lubric.,cool medium pump,earth movemach/motor vhcl,not recipro/rotary typ	339.337	947.414	4.340.040	13.594.076
8413309100 Oth fuel,lubric,cool medium pumps,intercombust piston eng recipro/rotary type	4.920	28.817	69.161	668.811
8413309900 Oth fuel,lubric,cool medium pumps,intercombust piston eng oth recipro/rotary typ	67.143	129.406	1.365.172	2.245.273
8413401000 Concrete pumps, electrically operated	258	10.053	871	73.158
8413402000 Concrete pumps, not electric operated	16.494	21.590	105.437	106.935
8413501000 Oth reciprocating positivedisplacement pumps, electric operated	20.841	32.937	381.311	731.806
8413502000 Oth reciprocating positivedisplacement pumps,not electric operated	6.521	73.706	73.565	609.084
8413601000 Oth rotary positive displacement pumps, electrically operated	28.771	81.444	264.232	536.539
8413602000 Oth rotary positive displacement pumps, not electrically operated	3.776	5.592	177.756	265.625
8413701000 Single stage,water pump for belt driveror direct coupling	39.977	351.882	144.957	1.765.105
8413702200 Impulse-turbo water pumps of < 100 w&electrically operated for household use	23	9.953	1.340	52.328
8413702900 Impulse-turbo water pumps of a capacity>100w electric operated for household u	419.491	1.433.631	4.426.570	9.190.795
8413703000 Oth centrifugal pumps not electricallyoperated	62.720	88.350	121.137	169.013
8413811000 Oth pumps, electrically operated	320.754	1.165.976	2.836.547	7.481.273
8413812000 Oth pumps, not electrically operated	307.277	932.593	2.394.906	11.390.652
8413821000 Liquid elevators, electrically operated	301.407	562.758	1.413.955	3.356.177
8413822000 Liquid elevators,not electric operated	15.908	32.363	836.039	1.201.903
8413911000 Parts of pumps of subheading 8413.20.10	1.550	12.183	84.048	370.023
8413912000 Parts of pumps of subheading 8413.20.90	1.560	1.631	5.707	8.847
8413913000 Parts of pumps of subheading 8413.70.10	3.416	129.998	142.250	2.596.176
8413914000 Parts of pumps of oth centrifugal pumps	72.181	189.651	899.393	2.511.140
8413915000 Parts of oth pumps,electric operated	741.734	1.791.774	3.326.356	8.220.615
8413919000 Parts of oth pumps,not electric operated	98.370	223.707	1.497.705	3.955.898
8413921000 Part of liquid elevator,electric operate	26.999	461.337	97.500	634.741
8413922000 Part of liquid elevators, nonelectrically operated	601	1.697	9.701	16.789
8414101000 Electrically operated, vacuum pumps	156.377	319.236	2.418.017	3.357.286
8414102000 Not electrically operated, vacuum pumps	2.850	7.199	68.310	120.339
8414201000 Bicycle pump,hand/foot operated air pump	36.239	57.779	53.091	67.869
8414209000 Oth than bicycle pump,hand/foot operatedair pumps	21.881	51.703	36.110	130.128
8414301000 Compressor, capacity>21kw/hourhaving displace/revolution >220cc	766.000	1.084.291	1.724.383	2.977.734
8414309000 Compress,oth.capacity>21kw/hour,have displace/revolution > 220cc	1.086.285	2.629.599	4.347.456	11.412.572
8414400000 Air compressors mounted on a wheeledchasis for towing	290.852	483.385	1.822.693	3.164.077
8414511000 Table fans & box fan with a self contelectric motor of an output <= 125 w	331	874	8.058	25.388
8414519000 Oth than table fan box fan wth self contelectric motor of an output <= 125 w	34.086	131.639	104.358	503.780
8414591000 Oth fans of a capacity <= 125 kw	142.975	157.147	1.427.793	1.586.679
8414599000 Oth fans oth of a capacity <= 125 kw	48.951	79.025	293.901	539.499
8414601000 Hoods having a max horizontal side notexceeding 120 cm, fitted with a filter	0	9.209	0	52.294
8414609000 Hoods having a max horizontal side notexceed 120 cm,not fitted with a filter	15.968	686.213	144.769	1.505.472
8414801100 Hoods having a maximum horizontal sideexceeding 120 cm, fitted with filter	1.958	337.568	39.608	318.300
8414801200 Hoods having a maximum horizontal side>120cm,not fit with filter for ind use	363	7.433	21.024	70.989
8414801900 Hoods have a max horizontal side>120cmnot fit with fill oth than for ind use	262	7.533	129	36.337
8414803000 Free piston generators for gas turbines	4.957	9.991	159.756	320.765
8414804100 Gas compr modul for use in oil drill oththan those of subhd 841430 and 8414.40	495	300.443	14.412	12.243.451
8414804200 Oth than gas compres,capacity>21kw/hourdisplace/revolution > 220cc	117.948	152.730	2.187.683	2.566.162
8414804900 Oth than gas compres,oth capa>21kw/hourhave a displace/revolution > 220 cc	83.017	262.176	1.513.402	4.731.937
8414805100 Electrically operated, air pumps	4.061	31.039	35.033	371.147
8414805900 Not electrically operated, air pumps	7.817	15.790	640.510	789.630
8414809110 Electrically operated,blowers & the like	46.750	173.683	538.449	1.456.505
8414809190 Electrically operated, oth thanblowers & the like	84.249	179.800	381.785	1.705.203
8414809900 Oth air pumps, not electrically operated	786	14.693	40.905	47.510
8414901100 Parts of pumps/compressors,of electricoperated equipment	128.553	350.058	421.020	2.822.474
8414901200 Parts of electric operated equipment ofsub headings 8414.60/8414.80	55.085	152.891	1.166.979	2.644.391
8414901900 Oth parts of electrically operatedequipment	169.699	640.420	503.531	1.873.903
8414909100 Parts of non electric operated equip ofsubheading 8414.10, 8414.20/8414.40	1.344	12.247	18.597	208.853
8414909900 Oth parts of non electrically operatedequipment	153.959	330.841	1.209.852	2.403.507
8415100000 Air conditioning mach,windows/wall typeself-contained/'split system'	1.463.324	3.331.655	8.042.780	23.094.167
8415811100 Inc.refri,versible heat pump,used inaircraft of an output <= 21.10 kw	19.247	38.863	35.108	83.882
8415811900 Inc.refri,reverse heat pump,used in aircraft oth.of output >21,10kw/not	2.967	10.346	39.977	50.406
8415819100 Refri.revrs heat pump,oth.used aircrafrail,road,output>21,10kw,airfl>67,96m3/m	10.858	10.858	139.688	139.688
8415819900 Refri.revrs heat pump,oth.used aircrafrail,road,output<21,10kw,airfl>67,96m3/m	8.069	18.671	46.640	152.318
8415821100 Oth,incorp a refrigerat unit of usedaircraft,output>21,10kw,airfl>67,96m3/m	8	8	73	73
8415821900 Oth,incorporat.a refri unit of used aircraft oth.output>21,10kw,airfl>67,96m3/m	8.721	8.724	43.217	43.257
8415822000 Oth,incorporating.a refrigerating unitof a kind used in railway rolling stock	0	9	0	139
8415823000 Oth,incorporat.a refri unit of a kinduse in road vhcle oth.those subhd8415.20	17	32	365	1.005
8415829000 Oth,incorporat.refri unit oth.of a kindused in aircraft,railway,road vehicles	68.888	238.437	477.546	1.623.804
8415833000 Not incorporat.a refri unit of a kindused in road vhcl oth.those subhd8415.20	10	23	466	1.229
8415839000 Not incorp a refri unit oth.of a kindused in aircraft,railway,road vehicles	98.864	242.840	563.698	1.560.013
8415901200 Chassis/cabinet,welded&painted,parts ofmachines of an output <= 21.10 kw	16.051	83.131	20.724	112.353
8415901900 Oth chassis/cabinet,welded&painted,partof machines of an output<= 21.10 kw	98.872	317.453	665.057	1.531.814
8415902200 Oth chassis/cabnt,welded&paint,part ofmach.of output>21,10 kw,airflow>67,96m3	23.565	28.973	57.163	124.147
8415902300 Chass/cabinet,welded&paint,part of machof output>21.10 kw,oth airflow>67,96m3	0	1	0	24
8415902900 Oth.chass/cab,welded&paint,part of machof output>21,10kw,oth airflow>67,96m3	12.600	24.299	80.605	118.371
8415903190 Cab,weld/paint,part of mach output 26.38-52.75kw,airflow>67.96,oth use air/rail	0	241	0	11.282

**I.3. IMPOR MENURUT KOMODITI / IMPORT BY HS COMMODITY**  
**\*\*\* FEBRUARI / FEBRUARY 2009 \*\*\***

H S Uraian Komoditi Commodity Description	Berat Bersih / Net Weight (Kg)		Nilai / Value C.I.F (US\$)	
	Bulan ini Current Month	Kumulatif Cum. Jan. to date	Bulan ini Current Month	Kumulatif Cum. Jan. to date
8415903200 Oth cabinet,weld/paint,part of mach ofoutput 26.38-52.75kw,air flow>67.96	463	1.027	9.100	18.055
8415903900 Oth cab,weld/paint,part mach of output26.38-52.75kw,airflow>67.96,use air/rail	0	325	0	1.461
8415904110 Chas/cab,weld/paint,part mach a output>52.75kw,air flow>67.96,use air/railway	0	73	0	120
8415904190 Chas/cab,weld/paint,part mach a output>52.75kw,airflow>67.96,oth use air/railw	68	68	1.774	1.774
8415904200 Oth chas/cab,weld/paint,part of mach ofoutput > 52.75kw,air flow>67.96	41.923	92.484	678.428	1.585.715
8415904390 Chas/cab,weld/paint,part mach a output>52,75kw,oth airflow>67.96,use air/rail	100.260	151.819	368.206	584.639
8415904900 Chas/cab,weld/paint,part mach output>52,75kw,oth airflow>67.96,oth use air/rail	75.523	100.454	753.318	970.938
8416100000 Furnace burners for liquid fuel	12.531	15.687	686.233	758.727
8416200000 Oth furnace burner,includ combinationburners	23.785	112.362	965.249	1.279.874
8416300000 Mechanical stokers,including their mechgrate,mech ash discharg&similar app	52.260	260.800	210.486	1.607.143
8416900000 Parts of furnaces burners for liquid/solid/gas fuel, mechanical stokers	43.245	143.153	658.019	2.630.146
8417100000 Furnaces & ovens for the roast,melt/othheat treat,of ore,pyrite metal non-elect	290.519	561.804	734.412	1.465.217
8417200000 Bakery ovens,including biscuit oven,nonelectric	121.660	127.925	380.586	407.669
8417800010 Incinerators, non-electric	7.631	20.695	38.618	223.751
8417800090 Oth than incinerators, non-electric	226.740	345.218	298.976	1.643.509
8417900000 Part furnaces & ovens for the roasting,melting non-electric	65.343	231.304	667.029	2.873.019
8418101010 Household type, comb refrigrtr-freezecapacity < 230 l	136.172	173.580	593.476	770.803
8418101090 Household type, comb refrigrtr-freezecapacity > 230 l	169.052	335.028	770.200	1.594.723
8418109000 Comb refrigrtr-freeze fitted with seprtextnl doors, oth than household type	91.465	221.546	340.591	728.603
8418210010 Refrigerator,household typ with comprestype of capacity not exceeding 230 l	137.538	202.220	473.146	704.054
8418210090 Refrigerator,household typ with comprestype of capacity > 230 l	64.932	126.819	318.237	656.628
8418290010 Refrigerator,household type oth thancompress type of capacity<=230 l	115	299	450	1.271
8418290090 Refrigerator,household type oth thancompres type of capacity > 230 l	862	2.452	3.083	8.548
8418300000 Freezer of the chest type, not exceed800 l capacity	79.769	241.508	225.393	613.141
8418400000 Freezer of the upright type, not exceed900 l capacity	4.278	4.278	3.625	3.625
8418501000 Refrigerating chambers, capacity > 200 l	30.298	33.515	252.100	278.972
8418509000 Refrigerating chambers not exceeding 200capacity	94.832	353.552	1.256.399	2.586.929
8418610000 Heat pump oth than ACMachinesof heading 84.15	0	37.003	0	353.090
8418691000 Beverage coolers	73.072	79.175	174.479	210.878
8418692000 Water chillers with a refrigeratingcapacity of 100,000 l/more	63.777	225.897	704.102	1.805.405
8418693000 Drinking water coolers	2.840	2.986	27.947	39.293
8418695000 Scale ice-maker units	0	706	0	5.084
8418699000 Oth refrigrtr/freez equip,oth than heatpump oth than air condition mach hd84.15	23.380	319.587	192.081	2.678.874
8418911000 Part for good,sub 8418.(10,21,29,30,40),furniture to refri/freez	402	39.267	16.933	131.898
8418919000 Oth parts furniture designed to receiverfrigerat/freezing equipment	92.020	287.450	301.146	859.492
8418991000 Evaporators and condensers	114.510	233.211	662.984	1.182.523
8418992000 Cabinets and doors, welded/painted	114.731	218.450	180.127	375.712
8418994000 Aluminium rollbonds for sub 8418.10.10,8418.21, 8418.22 and 8418.29	3.096	36.525	22.164	111.332
8418999000 Oth part refrig & freezers equipmentelectric/oth	92.842	326.617	433.216	1.582.704
8419111000 Instant gas water heaters,for householdtype, non electric	1.634	21.050	9.415	108.696
8419119000 Instant gas water heaters for oth thanhousehold type, non electric	2.058	2.208	13.736	16.334
8419191000 Oth instant gas water heaters for household type,non electric	2.658	4.555	7.923	12.122
8419199000 Oth instant gas water heaters for oththan household type,non electric	8.516	9.623	33.230	47.700
8419200000 Medical,surgical/laboratory sterilisers	5.504	164.343	153.837	1.628.569
8419311010 Evaporators,dryers for agri products,electrically operated	0	4.255	0	69.698
8419311090 Oth.than evaporators,dryers for agriproducts, electrically operated	20.418	150.775	81.959	469.140
8419312010 Evaporators,dryers for agri products,non electrically operated	0	5.748	0	29.124
8419312090 Oth.than evaporators, dryers for agriproducts,non electrically operated	64	31.834	6.545	57.261
8419321000 For wood, paper pulp, paper/paperboard,electrically operated	122.751	250.303	4.184.104	5.884.636
8419391100 Machinery by a proces involving heatingfor the printed of electrical operated	53.682	58.900	1.239.500	1.307.382
8419391900 Oth machinery by a process involvingheating for the printed of elect oper	107.266	430.374	3.648.434	5.066.338
8419392000 Machinery by a proces involving heatingfor the printed of not electric operat	570	570	15.177	15.177
8419401000 Distilling/rectifying plantelectrically operated	209.135	240.421	2.460.688	2.822.063
8419402000 Distilling/rectifying plantnot electrically operated	0	1.065.332	0	8.596.977
8419501000 Cooling towers	250.378	386.359	1.596.025	2.202.710
8419502000 Condensers for air conditionersfor motor vehicles	33.286	86.714	561.832	1.266.012
8419503000 Oth condensers for air conditioners	11.999	42.731	73.258	218.472
8419504000 Oth condensers electrically operated	153.054	297.086	1.429.995	2.486.497
8419509000 Oth condensers not electricallyoperated	96.180	191.315	13.881.531	15.794.796
8419601000 Machinery for liquefying air/oth gaseselectrically operated	14.017	33.486	379.297	425.921
8419811000 Oth.mach,plant & equip for making hotdrinks/for cook/heat food,elect operated	4.041	13.018	33.457	85.156
8419812000 Oth.mach,plant&equip for make hot drink/for cook/heat food,not elect operated	2.987	10.749	16.139	90.486
8419891100 Evaporators for air-conditioning machfor motor vehicles,electricall operated	40.990	98.678	579.096	1.340.029
8419891300 Machinery by a proces involving heatingelectcr for the manuf of PCB/PWB's/PCA'	4.528	4.528	31.693	31.693
8419891900 Oth mach for making hot drinks/forcooking/heating food,electricall operate	232.138	334.431	1.710.353	3.026.366
8419892000 Oth mach for making hot drinks/forcooking/heating food,not electri operate	2.818	23.203	49.556	101.565
8419901200 Part mach for the treat.matrial by procinvolve heat,print circuit,wiring,elect	6.348	42.242	60.819	173.155
8419901900 Oth.part mach,the treat.matrial by procinvolve heat,print circuit,wiring,elect	114.295	735.540	461.588	3.006.184
8419902000 Part mach,plant/laboratory equipment,of non-electrically operated articles	73.404	111.645	247.926	774.269
8420101000 Apprts.for the app of dry film/liquidphoto resist,etc, calender/oth roll mach	9.543	21.028	18.388	511.957
8420102100 Roller-type ironing mach suitable for domestic use	0	377	0	30.302
8420102900 Wringers suitable for domestic use	0	5.206	0	102.605
8420109000 Oth calendering/oth rolling machin	1.151	3.416	8.676	81.578

**I.3. IMPOR MENURUT KOMODITI / IMPORT BY HS COMMODITY**  
**\*\*\* FEBRUARI / FEBRUARY 2009 \*\*\***

H S Uraian Komoditi Commodity Description	Berat Bersih / Net Weight (Kg)		Nilai / Value C.I.F (US\$)	
	Bulan ini Current Month	Kumulatif Cum. Jan. to date	Bulan ini Current Month	Kumulatif Cum. Jan. to date
8420912000 Parts cylinders for ironing machines or wringers suitable for domestic use	0	37	0	1.363
8420919000 Oth parts cylinders for calendering or oth rolling machines	52.234	68.121	97.460	185.297
8420991000 Oth parts of apparatus for the applicof dry film, liquid photo resist, etc	226	226	11.249	11.249
8420999000 Oth parts for calendering/othrolling machines	2.464	3.116	38.693	41.618
8421110000 Centrifuges, including centrifugal dryers for cream separators	56	545	2.723	23.466
8421120010 Clothes-dryers, of capacity not exceeding 30 l	0	1.072	0	4.470
8421120020 Clothes-dryers, of capacity exceeding 30 l	151	151	564	564
8421191000 Centrifuges, including centrifugal dryers for sugar manufacture	25.010	30.174	365.473	495.716
8421199000 Oth centrifuges, including centrifugal dryers	3.240	29.532	72.544	858.286
8421211100 Filtering machin & appar water electric for domestic use of a cap <= 500 l/h	10.057	60.581	64.943	402.180
8421211900 Oth filter machin & appar water electric of a capacity <= 500 l/h	36.544	494.098	519.360	2.470.095
8421212100 Filtering machin & apparat water electric for domestic use of a capacity > 500 l/h	11.713	24.949	56.866	132.136
8421212900 Oth filter machin & appar water electric of a capacity > 500 l/h	257.715	445.592	1.510.812	3.482.987
8421221000 For filter/purify beverages oth than water of a capacity <= 500 l/hr	210	626	4.885	8.489
8421222000 For filter/purify beverages oth than water of a capacity >500 l/hr	10.259	24.218	294.809	413.416
8421231100 Oil filters for earth moving machinery internal combustion engines	62.339	148.191	720.756	1.829.280
8421231900 Oth oil filters for earth moving machinery internal combustion engines	14.024	35.358	224.966	499.219
8421232100 Oil filters for motor vehicles of chapter 87	50.804	109.719	495.743	1.113.667
8421232900 Oth oil filters for motor vehicles of chapter 87	26.422	72.966	299.840	751.409
8421239100 Oil filters for oth earth moving machin and motor vehicles of chapter 87	44.954	73.641	401.886	1.009.953
8421239900 Oth oil filters for oth earth moving machin & motor vehicles of chapter 87	25.726	51.713	475.960	740.064
8421291000 Filtering/purifying machin & appar for medical/laboratory use	679	13.137	34.905	230.733
8421292000 Filter/purify mach & apparatus for liquid of a kind used for sugar manufacture	0	1	0	12
8421293000 Filter/purify mach & apparatus for liquid of a kind used in oil drill operations	19.924	37.931	375.172	589.384
8421294000 Filter/purify mach & apparatus for liquid, petrol filters	4.285	15.537	34.929	105.232
8421295000 Filter/purify mach & apparatus for liquid oil filter oth than those subhd 8421.23	27.355	34.336	286.903	340.675
8421299000 Oth filtering machinery & apparatus for liquids not electrically operated	132.121	376.056	2.513.501	7.295.586
8421311000 Intake air filters for inter combustion engines for earth moving machinery	11.726	34.764	123.076	365.704
8421312000 Intake air filters for inter combustion engines for motor vehicles of chap 87	35.349	71.952	287.368	730.925
8421319000 Oth intake air filters for internal combustion engines	77.033	145.373	769.422	1.478.047
8421391000 Laminar flow units oth than intake airfilter for internal combustion engines	12.828	14.523	1.459.276	1.485.884
8421399000 Oth laminar flow units oth intake airfilter for internal combustion engines	209.769	1.859.453	3.467.522	14.937.171
8421911000 Parts of goods of subheading 8421.12, of centrifuges, includ centrifugal dryers	0	57	0	1.395
8421912000 Parts of goods of subheading 8421.19.10 of centrifuges, includ centrifugal dryers	990	3.697	133.340	209.792
8421919000 Parts of subhd 8421.11.00/8421.19.90 of centrifuges, includ centrifugal dryers	7.281	28.668	130.562	478.206
8421992000 Parts filter cartridges of filter, subhd 8421.23	30.287	40.478	404.131	611.972
8421993000 Parts of goods of subheading 8421.31	43.509	76.679	414.598	836.588
8421999100 Oth parts of goods of subheading 8421.29.20	271	357	2.860	3.889
8421999200 Oth parts of goods of subheading 8421.21.11/8421.21.21	29.775	107.618	112.350	456.715
8421999300 Oth part of subhd 8421.31, 8421.23.11, 8421.23.19, 8421.23.91/8421.23.99	10.959	20.232	198.268	329.460
8421999900 Oth parts of centrifugal, including centrifugal dryers	209.495	674.152	2.182.368	5.156.886
8422111000 Dish washing machin of the household type, electrically operated	273	3.034	515	11.900
8422190000 Dish washing machines of the oth household type	4.927	14.014	73.879	237.133
8422200000 Machinery for cleaning/drying bottles oth containers	8.970	32.852	24.112	392.967
8422300000 Machinery for filling, closing, sealing, or labelling bottles, cans, boxes, etc	101.164	208.078	2.441.395	6.441.935
8422400000 Oth packing/wrapping machinery (including heat-shrink wrapping mach)	156.840	420.116	10.824.050	25.277.195
8422901000 Parts of goods of subheading 8422.11	88	587	898	5.781
8422909000 Part goods of subhd 8422 of oth than subheading 8422.11	31.488	51.500	1.673.515	3.536.950
8423101000 Personal weighing machin, including baby & household scales, electrically operated	147	6.663	1.720	20.924
8423102000 Personal weighing machin, including baby & household scales, not electric operated	2.368	41.914	4.556	79.635
8423201000 Scales for continuous weighing of goods on conveyors, electrically operated	20.162	163.041	157.530	1.206.358
8423202000 Scales for continuous weighing of goods on conveyors, not electrically operated	0	10.852	0	16.082
8423301000 Constant weight scales, predetermined weight scales & hopper scales, electric operated	4.343	20.981	34.068	204.598
8423302000 Constant weight scales, predetermined weight scales & hopper scales, not electric operated	3.401	19.496	8.204	23.421
8423811000 Oth weighing machinery, max capacity <= 30 kg, electrically operated	7.391	14.175	25.680	89.613
8423812000 Oth weighing machinery, max capacity <= 30 kg, not electrically operated	5.052	9.401	13.089	45.036
8423821100 Oth weigh mach, having a maximum weighing capacity <= 1 000 kg, electric operated	3.461	3.823	47.854	52.984
8423821900 Oth weigh mach, oth having a max weighing capacity <= 1 000 kg, electric operated	34	1.840	595	7.185
8423822100 Oth weigh mach, having a maximum weighing capacity <= 1 000 kg, not electric	0	623	0	1.444
8423822900 Oth weigh mach, oth having a max weighing capacity <= 1 000 kg, not electric	742	823	9.285	11.250
8423891000 Oth weigh mach, oth capacity exceed 30 kg or not but not exceeding 5 000 kg, elec	1.923	69.558	37.256	317.779
8423892000 Oth weighing mach, oth capacity > 30 kg and <= 5,000 kg, not elect	3.200	4.933	7.640	17.192
8423901000 Weighing machine weights	1.952	3.555	53.428	95.633
8423902100 Weighing machin weights, not electrically operated	23.144	60.231	712.063	2.019.269
8423902900 Parts of weighing machinery, electrically operated	386	2.726	10.427	64.909
8424109000 Fire extinguishers, whether/ not charged for oth aircraft use	26.850	78.855	117.668	326.807
8424201900 Spray guns & similar appliances for oth agricultural/horticultural, electric operated	280	315	3.735	9.113
8424202900 Spray guns & similar appliances for oth agricultural/horticultural, not electric	897	897	11.071	11.071
8424301000 Steam/sand blasting machines, electrically operated	18.577	72.004	324.754	1.064.904
8424302000 Steam/sand blasting machines, not electrically operated	8.057	70.051	137.736	177.360
8424811000 Oth mech appliances for agricultural/horticultural, drip irrigation systems	1.752	1.769	46.990	47.050
8424812000 Oth mech appliances for agricultural/horti, oth drip irrigation systems, elect	5.014	12.024	27.919	52.705
8424813000 Oth mech appliances for agricultural/horti, hand-operated insecticide sprayers	22.183	51.725	75.406	171.522

**I.3. IMPOR MENURUT KOMODITI / IMPORT BY HS COMMODITY**  
**\*\*\* FEBRUARI / FEBRUARY 2009 \*\*\***

H S Uraian Komoditi Commodity Description	Berat Bersih / Net Weight (Kg)		Nilai / Value C.I.F (US\$)	
	Bulan ini Current Month	Kumulatif Cum.Jan. to date	Bulan ini Current Month	Kumulatif Cum.Jan. to date
8424814000 Oth.mech appliances for agricultural/hortikultural, not electically operated	5.560	12.382	33.752	115.550
8424891000 Hand operated household sprayers of capacity not exceeding 3 l	1.870	2.812	5.526	22.308
8424892000 Oth appliances oth. agri/hortikultural,spray heads with dip tubes	1.033	42.284	18.079	203.436
8424894000 Wet processing equipment,by projecting,dispersing/spraying of chemical,etc	10.287	10.328	84.786	85.128
8424895000 Oth appliance for projecting,dispersing/spraying liquids/powders/fire,electric	46.522	54.229	497.451	580.620
8424899000 Oth appliance for projecting,dispersing/spray liquid/powders/fire,not electric	19.372	163.942	476.332	3.788.431
8424901100 Parts of fire extinguisher,electricallyoperated	7.780	7.900	497.080	510.179
8424901900 Parts of fire extinguisher, not electricoperated	46.911	178.296	409.992	1.755.807
8424902100 Parts of spray guns, of good of subhead8424.20.11,electrically operated	79	79	556	556
8424902300 Parts of spray gun,oth of good of subhd8424.20.11,electrically operated	846	5.698	25.003	42.174
8424902400 Parts of spray gun, of goods of subhead8424.20.11,not electrically operated	5.670	6.507	14.256	23.364
8424902900 Oth parts of spray guns and similarappliances	1.813	2.572	88.985	146.738
8424903100 Parts of steam/sand blasting mach &similar jet projecting mach,electric	458	7.229	6.342	102.126
8424903200 Parts of steam/sand blasting mach &similar jet projecting mach,non electric	454	12.012	6.671	103.608
8424909100 Parts of oth appliance of subhead8424.81.10/8424.81.20	10	136	105	3.132
8424909200 Parts of oth appliance of subhead8424.81.30/8424.81.40	460	4.376	3.027	20.542
8424909900 Oth mechanical appliances(whether/nothand operated)	59.158	127.347	673.277	1.474.795
8425110000 Pulley tackle & hoists oth than skipfor raising vehicles, by electric motor	74.277	216.229	829.941	2.150.933
8425190000 Pulley tackle & hoists oth than skipfor raising vhcles,oth by electric motor	37.650	164.733	131.948	973.883
8425310000 Oth winches; capstans,poweredby electric motor	28.187	67.707	219.941	403.798
8425390000 Oth winches;capstans,oth than poweredby oth electric motor	395.327	996.730	5.134.643	9.737.206
8425410000 Jacks hoists of built in jacking systemof a type used in garages	31.422	183.646	84.113	877.115
8425421000 Jacks used in tipping mechanism forlorries	147	607	3.402	5.002
8425429000 Oth jacks and hoists, hydraulic	120.750	320.657	283.058	791.918
8425491000 Oth jacks;hoists of a kind used forraising vehicles, electrically operated	7.570	21.017	58.492	115.963
8425492000 Oth jacks;hoists of a kind used forraising vehicles, not electric operated	123.453	184.155	207.859	336.858
8426110000 Overhead traveling cranes on fixedsupport	143.622	555.647	1.425.934	6.100.137
8426120000 Mobile lifting frames on tyres andstraddle carries	271.175	317.232	1.121.431	1.261.395
8426191000 Bridge cranes and gantry cranes	2.022.782	2.050.407	9.013.964	9.035.136
8426199000 Oth bridge cranes and gantry cranes	748.958	3.708.261	2.817.920	14.559.582
8426200000 Tower cranes	63.375	980.359	236.145	2.673.408
8426300000 Portal/pedestal jib cranes	43.805	69.453	522.712	923.901
8426410000 Oth machinery,self propelled,on tyres	599.829	599.835	5.680.806	5.681.181
8426490000 Oth machinery,self propelled,oth thanon tyres	3.982	60.101	6.814	1.275.598
8426910000 Oth derricks machin designed formounting on road vehicles	33.667	89.859	75.612	331.300
8426990000 Oth derricks mach oth designed formounting on road vehicles	483.065	504.215	3.761.250	4.354.217
8427100000 Self-propelled trucks powered by anelectric motor	157.944	407.092	818.143	2.333.184
8427200000 Oth self-propelled trucks	707.439	1.956.100	2.963.047	12.430.947
8427900000 Oth trucks	120.408	219.551	1.077.851	1.503.935
8428101000 Passenger lifts	269.306	1.241.422	1.046.263	6.297.520
8428102100 Oth lifts of a kind used in buildings	0	908	0	1.373
8428102900 Oth lifts oth than of a kind used inbuildings	6.601	36.311	71.301	279.777
8428109000 Skip hoists	30.959	31.209	75.700	81.875
8428201000 Pneumatic elevators and conveyorsfor agricultural use	19	136.763	691	778.441
8428202000 Automated machines for the transport,handling & storage of PCB/PWBs/PCAs	7.233	16.374	132.686	371.675
8428209000 Oth pneumatic elevators & conveyors	96.896	259.101	2.315.338	5.566.625
8428310000 Oth continuous act elevators &conveyorspecially designed for underground use	6.394	14.718	14.809	28.894
8428321000 Oth continuous act elevators &conveyorsof bucket type,used for agri type	0	2.736	0	70.933
8428329000 Oth continuous act elevators &conveyorsof bucket type,oth used for agri type	2.431	202.980	21.896	628.313
8428331000 Oth continuous act elevators &conveyorsof belt type, of agricultural type	32.922	32.922	141.057	141.057
8428332000 Automated mach for the transport,hand& storage of PCB/PWBs,belt type	195.721	247.589	580.956	1.138.772
8428339000 Oth continuous act elevators &conveyors,oth of belt type	106.815	892.287	668.627	4.752.147
8428391000 Pneumatic elevators and conveyorsof agricultural type	3.932	111.251	55.614	283.744
8428393000 Oth automated machin for transport,hand & storage of PCB/PWBs/PCAs	0	2.440	0	247.079
8428399000 Oth continuous-action elevators &conveyors, for goods/materials	504.515	624.198	1.948.815	2.534.680
8428400000 Escalators and moving walkways	61.067	920.591	176.949	2.283.800
8428909000 Oth mach,oth than lift,handl,load/unloadmach,hand&storage of PCB/PWBs/PCA	79.004	259.950	675.382	3.820.641
8429110000 Track laying, bulldozers and angledozers	405.413	616.027	3.763.400	5.876.362
8429190000 Bulldozer & angledozers oth track laying	215.708	884.310	316.926	7.155.612
8429200000 Graders and levellers	561.324	1.034.679	3.448.036	9.704.586
8429300000 Scrapers	32	19.460	2.390	103.210
8429401000 Road rollers	207.343	252.687	273.084	336.295
8429403000 Tamping machines	105.670	349.150	485.364	1.958.377
8429510000 Front-end shovel loaders,mechanicalexcavators and shovelloaders	2.164.582	3.305.627	13.507.250	21.429.432
8429520000 Mach with a 360,revolving super struct,mech shovels,excavators and shove loac	1.180.574	5.416.384	9.451.520	41.911.393
8429590000 Mech shovels,excavators & shove loaderoth front-end shovel, mach. with a 360	1.287.457	1.333.293	10.629.088	10.860.684
8430100000 Pile-drivers and pile-extractors	407.192	996.076	3.702.451	6.846.628
8430310000 Coal/rock cutters and tunnelingmachinery, self-propelled	3.865	48.562	79.202	634.802
8430390000 Coal/rock cutters and tunnelingmachinery,oth than self-propelled	35.760	45.683	1.269.734	1.375.800
8430410000 Oth boring/sinking machineryself-propelled	390.144	657.303	4.568.805	7.940.373
8430491000 Wellhead platforms & integrated producmodules for use in drilling production	39.299	39.299	397.695	397.695
8430499000 Oth wellhead platforms & integrat prodmodules for use in drilling production	1.512.908	1.744.679	19.750.250	22.346.826
8430500000 Oth moving,grading,levelling,scrappingmachinery, self-propelled	66.600	314.855	100.500	2.984.319

**I.3. IMPOR MENURUT KOMODITI / IMPORT BY HS COMMODITY**  
**\*\*\* FEBRUARI / FEBRUARY 2009 \*\*\***

H S Uraian Komoditi Commodity Description	Berat Bersih / Net Weight (Kg)		Nilai / Value C.I.F (US\$)	
	Bulan ini Current Month	Kumulatif Cum. Jan. to date	Bulan ini Current Month	Kumulatif Cum. Jan. to date
8430610000 Tamping/compacting machinery,not self-propelled	0	135.739	0	881.706
8430690000 Oth machinery of hedaing 84.30, notself-propelled	11.069	19.457	474.590	518.991
8431101300 Parts suitable for of goods of subhead8425.19,8425.39or8425.49,electri operat	17.635	30.812	60.480	115.213
8431101900 Oth parts suitable for of goods ofheading 84.25,electrically operated	50.676	68.613	430.961	551.679
8431102200 Part suitable for goods of sub 8425.11,842520,8425.31,8425.41,8425.42,not ele	8.669	54.281	57.460	150.839
8431102900 Oth parts suitable for of goods ofheading 84.25,not electrically operated	29.007	42.293	822.760	893.676
8431200000 Parts suitable for goods of head 84.27	24.363	73.979	303.775	684.281
8431311000 Parts of goods of shd 8428.10.(21,29),8428.10.90,of lift skip hoist/escalators	82.756	165.128	213.326	424.471
8431312000 Parts of goods of shd 8428.10.10),8428.40.00,of lift skip hoist/escalators	54.236	136.636	282.959	531.465
8431391000 Part suitable for goods sub 8428.20.10,8428.32.10, 8428.33.10/8428.39.10	1.634	10.129	13.321	198.771
8431392000 Parts suitable for goods of subheading8428.90	6.234	13.249	176.516	495.771
8431394000 Part of auto mach. for trnsport/storageof PCB/PWBs/PCAs	477	4.256	11.053	58.752
8431399010 Part of oth lift,handl/load mach,telph/conveyor	74.857	419.226	814.536	3.573.887
8431399090 Oth parts of machinery of head 84.25	27.798	52.950	243.745	546.941
8431410000 Buckets, shovels, grabs and grips,ofmach of head 84.26, 84.29/84.30	1.088.162	1.397.531	4.070.864	5.189.962
8431420000 Bulldozer/angledozer blades of machof heading 84.26, 84.29/84.30	139.440	254.953	444.488	926.544
8431430000 Parts of boring/sinking mach of subhead8430.41/8430.49	1.453.115	3.283.806	32.032.021	60.003.830
8431491000 Parts of machinery of heading 84.26	60.211	120.646	956.880	1.992.662
8431492000 Cutting edges/end bits forscrapers,graders/levellers	513.728	1.678.056	1.303.259	4.281.099
8431493000 Parts of road rollers	56.702	80.943	175.789	287.476
8431499000 Oth parts of machinery of heading84.26, 84.29/84.30	2.163.972	6.765.992	15.430.958	43.002.179
8432100000 Ploughs	0	5.263	0	43.438
8432210000 Disc harrows	1.910	1.910	8.596	8.596
8432290000 Scarifiers, cultivators, weeders, hoesand oths harrows	14.245	25.701	46.272	142.024
8432300000 Seeders, planters and transplanters	0	2.484	0	35.528
8432400000 Manure spreaders & fertiliser distributo	1.566	14.084	4.931	336.865
8432801000 Oth machinery for soil preparation/cultivation;of agricult/horticultr type	13.369	25.153	319.804	650.223
8432802000 Lawn/sports-ground rollers	0	894	0	19.890
8432809000 Oth machinery for soil preparation/cultivation	614	614	16.961	16.961
8432901000 Parts of machinery of subheading8432.80.90	480	491	10.065	11.198
8432909000 Parts oth machinery for soilpreparation/cultivation	195.932	217.123	1.942.252	1.996.798
8433110000 Mowers for lawns,parks/sports-groundswith the cutting device rotate horizon	1.547	65.709	32.007	215.760
8433199000 Oth mowers for lawns, parks/sportgrounds,oth than manually operated	67.171	102.313	331.852	619.380
8433200000 Oth mowers,including cutter bars fortractor mounting	5.179	7.697	95.120	110.017
8433300000 Oth haymaking machinery	178	269	10.219	17.061
8433520000 Oth threshing machinery	2.705	2.959	13.075	17.371
8433530000 Root/tuber harvesting machines	72	72	5.008	5.008
8433591000 Cotton pickers and cotton gins	0	2.057	0	10.065
8433601000 Machin for cleaning,sorting/grading eggfruit/oth agricultur prod,electric	0	50	0	5.000
8433602000 Machin for cleaning,sorting/grading eggfruit/oth agricultur prod,not electric	711	711	230.000	230.000
8433901000 Part mach:castor,of diameter(inc yres)>100mm,<= 250mm,width wheel =30mm	5	10	28	283
8433902000 Parts mach:castor,oth of goods of subhd8433.11/8433.19.90	560	843	10.195	14.276
8433909000 Parts mach: oth castors	4.847	7.398	12.325	27.899
8434201000 Dairy machinery, electrically operated	191	20.635	19.373	718.046
8434901000 Parts of milking & dairy mach.of electoperated machines	19.255	23.760	289.060	509.839
8434902000 Parts of milk & dairy mach of non electoperated machines	249	8.257	8.119	327.297
8435101000 Presses,crushers & manufacture of wine,cider,fruit juices,electric operated	9.293	18.564	48.072	97.268
8435102000 Presses,crushers & manufacture of wine,cider,fruit juices,not electri operated	0	623	0	3.043
8435901000 Parts of presses,crushers & manufactureof wine,cider,fruit juices,electr opera	36	5.177	738	52.894
8435902000 Parts of presses,crushers & manufactureof wine,cider,fruit juices,not electric	0	85.559	0	350.272
8436101000 Machinery for preparing animal feedingstuffs, electrically operated	14.682	45.291	231.428	352.514
8436211000 Poultry incubators & brooders,electrically operated	0	6.183	0	66.822
8436291000 Oth poultry-keeping machinery,electrically operated	26.466	49.587	134.766	199.545
8436292000 Oth poultry-keeping machinery,not electrically operated	662	702	4.459	16.205
8436801100 Germination plant mach, agriculturalor horticultural type,electric operated	226	5.836	2.285	49.725
8436802100 Germination plant machin, agriculturalalor horticultural type,not electric	859	3.261	14.300	41.272
8436802900 Oth germination plant machinery, notelectric operated	117	117	300	300
8436911000 Parts of poultry-keeping machinery/poultry,incubator & brooders,electric	22.636	70.124	131.186	316.244
8436912000 Parts of poultry-keeping machinery/poultry,incubator&brooders,not electric	52	52	3.322	3.322
8436991100 Parts oth of poultry-keeping machin,agri & horti type,electric operated	3.468	13.686	57.219	59.483
8436991900 Parts oth of poultry-keeping machin,oth than agri&horti type,elect operated	17.808	20.775	61.140	98.604
8436992100 Parts oth of poultry-keeping machin,agri & horti type,not electric operated	240	4.823	5.245	57.807
8436992900 Parts oth of poultry-keeping machin,oththan agri&horti type,not elect operated	51.697	60.743	181.114	290.090
8437101000 Machinery for bread grains;winnowing &cleaning machin, electrically operated	147.098	221.636	1.482.273	2.688.450
8437103000 Mach for clean,sorting/grad seed,graintdried leguminous vegetables,oth, elect	47.976	62.653	893.196	917.911
8437104000 Mach for clean,sorting/grad seed,graintdried leguminous vegetable,oth,not elect	2.807	2.807	73.332	73.332
8437801000 Macinery for rice hullers & cone typerice mills,electrically operated	35	30.209	6.348	54.623
8437802000 Macinery for rice hullers & cone typerice mills,not electrically operated	19.702	82.603	14.105	62.799
8437803000 Macinery for industrial type coffeand corn mills,electrically operated	0	2.122	0	92.553
8437804000 Macinery for industrial type coffe& corn mills,not electrically operat	10.852	76.103	7.770	83.713
8437805100 Polishing machines for rice,sifting andsieving,bran cleaner,electric operate	1.087	35.105	11.628	228.383
8437805900 Oth polishing mach for rice,sifting andsieving,bran cleaner,electric operate	15.141	21.371	109.784	127.679
8437806100 Polishing machines for rice,sifting andsieving,bran cleaner,not electric	14.795	74.071	12.055	99.308

**I.3. IMPOR MENURUT KOMODITI / IMPORT BY HS COMMODITY**  
**\*\*\* FEBRUARI / FEBRUARY 2009 \*\*\***

H S Uraian Komoditi Commodity Description	Berat Bersih / Net Weight (Kg)		Nilai / Value C.I.F (US\$)	
	Bulan ini Current Month	Kumulatif Cum.Jan. to date	Bulan ini Current Month	Kumulatif Cum.Jan. to date
8437806900 Oth polishing mach for rice,sifting andsieving,bran cleaner,not electric	998	68.143	26.232	151.103
8437901100 Parts of machin of subheading 8437.10,electrically operated	55.579	68.099	491.462	756.790
8437901900 Parts of machines oth than of subhead8437.10,electrically operated	85.511	216.085	144.205	736.954
8437902900 Oth parts of machines of subheading8437.10, not electrically operated	30.933	31.821	76.721	78.484
8438101000 Bakery mach,macaroni,spaghetti/similarproducts, electrically operated	86.913	173.179	798.123	1.414.484
8438102000 Bakery mach,macaroni,spaghetti/similarproducts, not electrically operated	17.508	35.614	52.230	206.494
8438201000 Mach for the manufac of confectionary,cocoa/chocolate, electrically operated	128.513	295.032	1.526.535	4.358.290
8438301000 Mach for sugar manufac, electricallyoperated	20.662	72.061	331.896	807.649
8438501000 Mach for the preparation of meat/poultry,electrically operated	23.572	38.549	642.980	742.774
8438502000 Mach for the preparation of meat/poultry,not electrically operated	0	3.687	0	8.376
8438601000 Machiner for the preparation of fruits,nuts/vegetab, electrically operated	33.164	59.081	972.125	1.043.027
8438602000 Machiner for the preparation of fruits,nuts/vegetab, not electric operated	18.229	30.160	24.160	42.498
8438801100 Coffee pulpers, electrically operated	307	50.635	12.523	2.218.131
8438801200 Coffee pulpers, not electricallyoperated	3.680	3.680	41.740	41.740
8438809100 Oth coffee pulpers,electric operated	23.923	104.784	232.633	1.526.723
8438809200 Oth coffee pulpers,not electric operated	25.906	28.232	14.967	18.219
8438901100 Parts of goods of subheading 8438.30.10electrically operated	64	4.502	5.623	75.846
8438901200 Part of coffee pulper,electric operatedmachines	0	1	0	1.081
8438901900 Parts of oths goods of heading 84.38electrically operated	20.476	42.405	485.433	675.360
8438902100 Parts of goods of subheading 8438.30.20not electrically operated	57.579	63.659	213.314	262.364
8438902900 Parts of oth goods of heading 84.38.20of coffee pulpers,not electric operated	85.702	129.407	393.762	618.633
8439100000 Machinery for making pulp of fibrouscellulosic material	34	39	150	261
8439200000 Machinery for making paper/paperboard	19.225	793.376	38.814	3.786.880
8439300000 Machinery for finishing paper/paperboard	82.811	201.554	269.245	4.092.619
8439911000 Part of machin for mak pulp of fibrouscellulosic material,electrically operat	1.780	26.939	125.046	1.121.089
8439912000 Part of machin for mak pulp of fibrouscellulosic material,not electric operat	800	19.341	55.046	844.340
8439991000 Parts for making/finishing paper/paperboard, electrically operated	525.675	1.215.662	5.475.432	22.021.494
8439992000 Parts for making/finishing paper/paperboard, not lectrically operated	86	451	3.719	21.960
8440101000 Book-binding mach, includ book-sewing,electrically operated	23.545	44.012	332.618	501.765
8440102000 Book-binding mach, includ book-sewing,not electrically operated	10.958	13.722	36.310	42.549
8440901000 Parts of book binding & sewing machineselectrically operated machines	988	1.088	36.171	36.313
8440902000 Parts of book binding & sewing machinesnot electrically operated machines	522	578	1.710	13.420
8441101000 Cutting machines, electrycally operated	185.244	623.627	1.032.737	4.934.468
8441102000 Cutting mach, not electrycally operated	5.336	11.263	85.553	248.215
8441201000 Machin for making bags,sacks/envelopeselectrically operated	15.137	66.491	405.179	467.525
8441202000 Machin for making bags,sacks/envelopesnot electrically operated	0	7.411	0	395.880
8441301000 Mach for mak cartons,boxes,cases,tubedrum/similar containers,electric operat	45.259	85.740	509.604	902.484
8441401000 Machines for moulding articles in paperpulp,paper/paperboard,electri operat	11.123	50.112	9.374	495.307
8441801000 Oth machinery for making up paper pulp,paper/paperboard,electrically operat	164.238	406.530	3.218.854	6.879.721
8441802000 Oth machinery for making up paper pulp,paper/paperboard,not electric operat	21.062	21.062	213.577	213.577
8441901000 Part of machin for mak up paper pulp,paper/paperboard,cutting mach,elec opert	63.317	165.730	2.137.025	3.064.056
8441902000 Parts of machin for mak up paper pulp,paper/paperboa,cutting mach,not elec op	85	6.374	522	223.618
8442301000 Machinery, apparatus and equipment,electrically operated	12.538	40.750	223.353	1.529.275
8442302000 Machinery, apparatus and equipment,not electrically operated	0	7.200	0	100.000
8442401000 Parts of electrically operated machin,apparatus/equipment	4.059	4.588	100.931	103.503
8442402000 Parts of the foregoing mach,apparatus/equipment,non electrically operated	988	2.389	23.483	79.194
8442500000 Plate,cyls&oth.print comp,plates,cyl &lithograph stones,prepared print purpose	8.541	29.723	253.668	523.701
8443110000 Print.mach.used for print by mean platescyl&oth print,offset print mach,reef fed	86.086	328.269	755.077	1.584.960
8443120000 Print.mach.use,print by mean plate cyl&oth print,offset print mach,sheetfed,off	64.240	119.965	1.706.350	2.912.360
8443130000 Oth offset printing machinery	119.643	408.772	789.126	5.184.232
8443140000 Letterpress printing mach, reel-fed,excluding flexographic printing	92.450	92.450	162.008	162.008
8443160000 Flexographic printing machinery	12.376	29.436	59.470	151.470
8443170000 Gravure printing machinery	147.159	254.548	2.275.028	3.322.202
8443190000 Oth than gravure,flexografhic,letterpress,oth offset printing mach	177.694	279.391	2.407.941	3.773.117
8443311010 Printer-copier,ink-jet,color,capable ofconnecting to a data machine/network	196.416	289.160	1.477.094	2.133.936
8443311090 Printer-copier,ink-jet proces,no color,capable of connect to data mach/network	1.249	8.686	10.580	47.543
8443312010 Printer-copier,laser proces,color,capable connect to data mach/network	861	1.958	52.265	165.221
8443312090 Printer-copier,laser proces,no color,capable connect to data mach/network	103.702	155.301	1.545.934	2.655.796
8443313010 Combination printer-copier-facs mach,color,connect to data mach/network	44.964	94.769	850.338	1.765.127
8443313090 Combination printer-copier-facs mach,no color,connect to data mach/network	17.572	51.339	265.169	1.107.567
8443319010 Oth mach which perform >= 2 functionof printing,copying/facsimile; color	530	530	19.613	19.613
8443319090 Oth mach which perform >= 2 function ofprinting,copying/facsimile,no color	3.654	41.120	109.948	332.601
8443321010 Dot matrix printer,color,capable ofconnect to data machine/network	9	19	1.523	2.577
8443321090 Dot matrix printer,no color,capable ofconnect to data machine/network	17.093	32.053	716.112	1.264.350
8443322010 Ink-jet printer,color,capable ofnconnect to a data machine/network	422.091	722.377	3.436.437	6.832.925
8443322090 Ink-jet printer,no color,capable ofconnect to a data machine/network	4.134	14.440	165.182	278.852
8443323010 Laser printer,color,capable of connecto a data machine/network	5.244	12.040	81.595	183.644
8443323090 Laser printer,no color,capable ofconnect to a data machine/network	11.413	26.345	68.111	350.380
8443324090 Facsimile machine,no color,capable ofconnect to a data machine/network	2.386	13.705	64.468	170.931
8443325090 Mach of screen print machinery,no color,capable of connect to data mach/netwo	1.018	1.024	31.194	31.594
8443329010 Mach of oth material,color,capable ofconnect to data machine/network	2.413	3.918	90.264	123.982
8443329090 Mach of oth material,no color,capableof connect to data machine/network	71	71	15.082	15.082
8443391900 Electrostatic photocopy apparatus,directprocess, no color	18.939	292.300	34.776	435.724

**I.3. IMPOR MENURUT KOMODITI / IMPORT BY HS COMMODITY**  
**\*\*\* FEBRUARI / FEBRUARY 2009 \*\*\***

H S Uraian Komoditi Commodity Description	Berat Bersih / Net Weight (Kg)		Nilai / Value C.I.F (US\$)	
	Bulan ini Current Month	Kumulatif Cum.Jan. to date	Bulan ini Current Month	Kumulatif Cum.Jan. to date
8443392010 Electrostatic photocopy apparatus,in-direct process,color	101	1.094	5.069	39.842
8443392090 Electrostatic photocopy apparatus,in-direct process,no color	19.287	32.994	673.065	984.576
8443393090 Oth photocopy apparatus incorporating,optical system,no color	2.558	2.790	87.881	88.219
8443399090 Oth print mach,no color,not capable ofconnect to data machine/network	50	73	10.000	11.039
8443910000 Part & accessori of print machinery usedfor print by component of head 84.42	315.764	736.712	20.719.184	40.931.928
8443991000 Part & accessori of screen print machi-nerly for manufact of print circuit board	111	144	11.367	11.786
8443992000 Ink-filled printer cartridges	123.219	167.694	5.669.224	7.170.850
8443993000 Paper feeders and sorters	31	31	70	70
8443999000 Oth part & accessori of screen printingmachinery	419.267	924.817	9.830.213	22.085.952
8444100000 Mach for extrude,texture/cut man-madetextile material,electric operate	78.421	170.883	3.051.587	3.201.700
8444200000 Mach for extrude,texture/cut man-madetextile material,not electric operate	11	11	40	40
8445111000 Carding machines,electrically operated	0	10.555	0	21.680
8445112000 Carding machines,not electricallyoperated	0	6.369	0	120.911
8445121000 Combing machines, electrically operated	0	5.075	0	133.357
8445131000 Drawing/roving machines,electricallyoperated	17.693	28.422	136.217	247.916
8445191000 Other machines for preparing textilefibres; electrically operated	35.897	39.222	656.589	915.431
8445192000 Other machines for preparing textilefibres; not electrically operated	5	5	728	728
8445201000 Textile spinning machines;electrically operated	43.493	105.968	1.210.475	1.990.897
8445301000 Textile doubling/twisting machines;electrically operated	0	10.203	0	87.660
8445401000 Textile winding(including weft-winding)or reeling machin,electrically operated	48.016	100.742	855.382	1.166.434
8445901000 Oth machinery for preparing textile,electrically operated	126.588	190.499	396.641	900.679
8445902000 Oth machinery for preparing textile,not electrically operated	0	93	0	19.067
8446101000 Machines for weaving fabrics of a width<= 30 cm, electric operated	2.772	20.987	2.100	111.700
8446102000 Machin for weaving fabrics of a width<= 30 cm,not electric operated	0	1.900	0	11.406
8446210000 Machine for weaving fabrics of a width> 30 cm, Power looms, shuttle type	0	210	0	210
8446290000 Machine for weaving fabrics of a width>30 cm, Oth than Pwr looms,shuttle type	229.543	824.037	843.949	3.402.424
8446300000 Machine for weaving fabrics of a width> 30 cm, shuttleless type	114.404	189.730	238.780	342.130
8447111000 Circular knitting mach,cylinder diamtr<= 165 mm, electrically operated	117.850	144.996	230.049	335.022
8447112000 Circular knitting mach,cylinder diamtr<= 165 mm,not electrically operated	0	314	0	1.000
8447121000 Circular knitting mach,cylinder diamtr>165 mm, electrically operated	4.080	31.619	102.000	203.840
8447201000 Flat knitting & stitch bonding machine,electrically operated	122.105	342.410	829.607	2.034.795
8447901000 Machines for making gimped yarn,tulle,lace&mach for tufting,electric operated	40.838	178.018	660.239	1.671.161
8447902000 Machines for making gimped yarn,tulle,lace&mach for tufting,not elec operated	100.000	100.011	201.598	201.732
8448111000 Dobbies & jacquards, card reducing,electrically operated	312	29.309	6.685	188.466
8448112000 Dobbies & jacquards, card reducing, notelectrically operated	52	2.997	9.885	19.374
8448191000 Oth auxiliary machin for mach of heading84.44, 84.45, 84.46, 84.47, electric	2.988	56.846	23.876	204.664
8448192000 Oth auxiliary machin for mach of heading8444, 8445, 8446, 84.47, not electric	9.536	66.375	42.709	325.799
8448200000 Parts&accessories of mach of heading84.44/their auxiliary machinery	29.247	82.558	654.024	2.101.129
8448310000 Card clothing of mach of heading 84.45	7.155	12.527	65.096	132.508
8448320000 Parts&accessories of mach for preparingtextile fibres,other than card clothing	5.349	17.459	148.439	283.803
8448330000 Spindles, spindle flyers,spinning rings,and ring travellers of mach 84.45	4.967	8.292	164.920	310.742
8448390000 Other parts & accessories of mach ofhead 84.45/their auxiliary machinery	103.143	242.037	1.352.240	2.964.600
8448420000 Reeds for looms, healds & heald-framesfor weaving machines	9.108	21.805	189.026	331.109
8448491100 Shuttles, for electrtrically operatedweaving machine	417	16.334	7.184	119.978
8448491900 Oth parts & acces, for elect operatedweaving machine	41.386	100.689	674.833	961.647
8448492000 Parts & acces, for non electriclyoperated weaving machine	2.256	3.007	10.465	22.502
8448510000 Sinkers, needles&other articles used informing stitches	3.304	11.538	599.496	1.664.278
8448590000 Othe parts&accessories of mach ofhead 8447/their auxiliary machinery	28.271	72.829	392.438	568.815
8449002000 Mach for the manufacture/finishing offelt/nonwovens, not elect operated	370	2.406	7.585	16.886
8450111000 Household/laundry-type washing machin;fully-automatic mach;capacity <= 6 kg	83.123	355.444	315.930	1.638.436
8450119000 Household/laundry-type wash mach;fully-automatic machine;capacity > 6 kg	572.231	1.078.654	2.391.371	4.356.375
8450120010 Household/laundry-type wash mach;built-in centrifugal drier,capacity <= 6 kg	83.609	189.630	368.230	826.383
8450120020 Household/laundry-type wash mach;built-in centrifugal drier,capacity > 6 kg	223.877	995.082	919.086	3.113.080
8450190010 Other household/laundry-type wash mach;dry linen capacity <= 6 kg	227	2.555	496	5.575
8450190020 Other household/laundry-type wash mach;dry linen capacity > 6 kg	0	255.129	0	419.702
8450200000 Household/laundry-type washing mach;a dry linen capacity >10 kg	41.882	131.211	236.468	688.393
8450901000 Parts of goods of subheading 8450.20	0	3.704	0	8.216
8450902000 Parts of goods of subheading 8450.11,8450.12 or 8450.19	68.512	307.040	331.235	1.214.276
8451100000 Dry-cleaning machines	0	2.384	0	26.519
8451210000 Drying machines,each of a dry linencapacity not exceeding 10 kg	6.781	13.755	27.030	60.300
8451290000 Drying machines,each of a dry linencapacity exceeding 10 kg	19.599	102.214	134.232	493.739
8451300000 Ironing machines and presses(including fusing presses)	14.549	43.357	101.793	379.123
8451400000 Washing, bleaching or dyeing machines	126.090	196.116	763.904	943.236
8451500000 Mach. for reeling,unreeling,folding,cutting/pinking textile fabrics	10.817	39.390	32.884	143.188
8451801000 Other machinery exclude machines of hd84.50; for domestic use	230	230	9.625	9.625
8451809000 Other machinery exclude machines of hd84.50; not for domestic use	109.807	217.374	725.223	1.525.652
8451901000 Parts of machines or dry linen capacityno exceeding 10 kg	295	327	2.454	9.208
8451909000 Parts of oth machines of heading 8451	1.838	76.329	46.118	806.478
8452100000 Sewing machines of the householdtype	58.881	140.698	83.825	245.224
8452210000 Oth sewing machines, automatic units	164.296	225.426	1.367.242	1.636.506
8452290000 Oth sewing machines, not automatic units	144.784	359.568	774.043	1.774.685
8452300000 Sewing machine needles	9.898	25.091	48.065	124.086
8452400000 Furniture, bases and covers for sewingmachines and parts thereof	25.376	30.289	40.352	52.435

**I.3. IMPOR MENURUT KOMODITI / IMPORT BY HS COMMODITY**  
**\*\*\* FEBRUARI / FEBRUARY 2009 \*\*\***

H S Uraian Komoditi Commodity Description	Berat Bersih / Net Weight (Kg)		Nilai / Value C.I.F (US\$)	
	Bulan ini Current Month	Kumulatif Cum. Jan. to date	Bulan ini Current Month	Kumulatif Cum. Jan. to date
8452901100 Arms,beds,stands,flywheel,belt guard;treadles/pedals of subhead 8452.10	3.604	18.458	25.755	66.690
8452901900 Oth part of sewing mach of machinery of subheading 8452.10	7.847	13.347	18.779	66.442
8452909010 Arms beds,foot & pedals of mach excludesubheading 8452.10	873	11.427	12.867	56.235
8452909090 Other parts of sewing mach of machinery exclude subheading 8452.10	46.297	254.187	223.218	608.897
8453101000 Machinery for prepare,tanning/work hides, skins/leather, elect operated	3.021	92.000	83.196	373.624
8453201000 Machinery for making/repairing footwear, electrically operated	72.628	140.523	614.370	1.010.682
8453202000 Machinery for making/repairing footwear, not electrically operated	745	10.858	3.997	47.596
8453801000 Mach for make/repaire other articles of hides,skins,not sewing machine,electric	37.295	74.431	81.421	327.992
8453802000 Mach for make/repaire other articles of hides,skins,not sewing machin,not elect	11.319	14.244	41.879	49.635
8453900000 Parts of goods of heading 84.53	6.564	25.362	100.867	257.119
8454100000 Converters	8.694	16.282	1.078.676	1.141.639
8454200000 Ingot moulds and ladles	43.055	67.842	1.346.964	2.027.638
8454300000 Casting machines	81.669	234.186	196.259	1.257.612
8454900000 Parts of goods of heading 84.54	117.481	212.449	1.010.237	1.546.845
8455100000 Tube mills	171.359	256.209	632.255	649.755
8455210000 Oth Rolling mills, hot or combination hot/cold	389	22.655	2.025	32.289
8455220000 Oth Rolling mills, cold	0	1.300	0	26.564
8455300000 Rolls for rolling mills	156.943	471.427	618.155	1.634.630
8455900000 Other parts of metal-rolling mills and rolls therefor.	155.606	434.908	935.379	2.757.319
8456100000 Machines tool for work any material by removal material, operated by laser/photon	89	686	39.824	81.662
8456200000 Machines tool for work any material by removal material, operated by ultrasonic	1.053	1.069	21.760	26.515
8456300000 Machines tool for work any material by removal material, electro-discharge	6.566	38.566	20.000	341.550
8456902000 Wet process equip for the application by immersion of electrochemical solutions	0	112	0	7.495
8456909000 Oth mach tool for work any material by other operating processes	11.182	20.796	334.217	681.322
8457100000 Machining centres	131.155	235.246	1.794.099	3.093.502
8457200000 Unit construction machines (single-station)	26.892	57.807	45.042	129.813
8457300000 Multi-station transfer machines	0	1.947	0	64.738
8458110000 Horizontal lathes, numerically controlled	58.983	174.963	1.074.597	3.607.437
8458190000 Horizontal lathes, not numerically controlled	97.169	204.943	1.002.753	1.960.876
8458910000 Other lathes, numerically controlled	86.490	141.229	2.377.983	3.750.978
8458990000 Other lathes, not numerically controlled	73.728	286.231	612.756	5.577.408
8459101000 Way-type unit head machines electrically operated	24.190	24.312	259.130	278.121
8459102000 Way-type unit head machines, notelectrically operated	26.170	26.170	751.609	751.609
8459210000 Dilling machines, numerically controlled	11.975	98.102	336.686	1.502.825
8459291000 Dilling machines, electrically operated	27.563	89.493	292.331	1.904.343
8459292000 Dilling machines, not electrically operated	0	4.049	0	10.724
8459310000 Boring-milling machines, numerically controlled	0	14.000	0	16.779
8459391000 Oth boring-milling machines, electrically operated	286	72.274	17.494	189.643
8459392000 Oth boring-milling machines, notelectrically operated	21.298	21.298	422.493	422.493
8459401000 Oth boring machines, electrically operated	70.057	90.309	593.556	657.584
8459402000 Oth boring machines, not electrically operated	8.751	10.995	129.618	139.143
8459510000 Milling machines, knee-type, numerically controlled	575	996	3.227	7.055
8459591000 Oth milling machines, knee-type, electrically operated	13.500	23.457	33.750	54.847
8459592000 Oth milling machines, knee-type, notelectrically operated	706	915	10.063	10.110
8459610000 Other milling machines, numerically controlled	2.144	17.983	39.635	352.040
8459691000 Other milling machines, not numerically controlled, electrically operated	3.257	191.257	37.915	3.996.566
8459692000 Other milling machines, not numerically controlled, not electrically operated	0	4.394	0	35.582
8459701000 Threading/tapping machines, electrically operated	3.630	217.941	112.609	830.754
8459702000 Threading/tapping machines, notelectrically operated	454	454	9.293	9.293
8460110000 Flat-surface grinding mach, an accuracy of at least 0.01 mm, numeric controlled	15.598	17.106	505.668	518.538
8460191000 Oth flat-surface grinding mach, accuracy of at least 0.01 mm, electric operated	114.861	151.396	526.466	721.915
8460192000 Oth flat-surface grinding mach, accuracy of at least 0.01 mm, not electric operated	14.719	21.233	598.805	641.606
8460210000 Other grinding mach, an accuracy of at least 0.01 mm, numerically controlled	0	7.990	0	183.415
8460291000 Other grinding mach, an accuracy of at least 0.01 mm, electrically operated	112.216	140.898	351.426	1.390.588
8460292000 Other grinding mach, an accuracy of at least 0.01 mm, not electric operated	52	7.470	182	249.730
8460311000 Machine tools, numeric controlled, for sharpening carbide diamet <= 3.175 mm	166	169	577	22.410
8460319000 Oth sharpening (tool/cutter grinding) machines, numerically controlled	4.350	27.235	29.066	232.700
8460391000 Oth sharpening (tool/cutter grinding) machines, electrically operated	15.236	19.189	136.469	154.599
8460392000 Oth sharpening (tool/cutter grinding) machines, not electrically operated	0	204	0	3.143
8460401000 Honing/lapping mach, electrically operated	12.137	32.274	146.597	1.334.123
8460402000 Honing/lapping mach, not electrically operated	0	1.336	0	4.272
8460901000 Oth mach-tools for deburring, abrasives/polishing products, electric operated	9.482	19.765	543.664	606.338
8460902000 Oth mach-tools for deburring, abrasives/polishing products, not electric operated	7.080	9.935	356.409	361.900
8461201000 Shaping/slotting machines, electrically operated	13.421	101.554	35.140	976.673
8461202000 Shaping/slotting mach, not electrically operated	0	6.128	0	19.647
8461301000 Broaching mach, electrically operated	1.832	7.834	54.013	295.274
8461401000 Gear cutting, gear grinding/gear finishing mach, electric operated	51.416	76.029	791.331	860.083
8461402000 Gear cutting, gear grinding/gear finishing mach, not electric operated	3.010	3.024	8.264	8.459
8461501000 Sawing/cutting-off machines, electrically operated	72.603	150.054	552.051	1.565.202
8461502000 Sawing/cutting-off machines, notelectrically operated	1.389	12.187	8.555	39.774
8461901000 Oth mach-tool for planing/shaping/slott by cermets, electrically operated	19.528	71.614	70.952	1.283.038
8461909000 Oth mach-tool for planing/shaping/slott by cermets, not electrically operated	9.310	28.845	323.791	493.391
8462101000 Forging/die-stamping machines (including presses) & hammers, electric	103.455	493.101	629.209	2.969.947



**I.3. IMPOR MENURUT KOMODITI / IMPORT BY HS COMMODITY**  
**\*\*\* FEBRUARI / FEBRUARY 2009 \*\*\***

H S Uraian Komoditi Commodity Description	Berat Bersih / Net Weight (Kg)		Nilai / Value C.I.F (US\$)	
	Bulan ini Current Month	Kumulatif Cum.Jan. to date	Bulan ini Current Month	Kumulatif Cum.Jan. to date
8462102000 Forging/die-stamping machines(includ pres)&hammers,not electric	1.085	36.785	49.322	147.947
8462210000 Bend,fold,straighten/flattening machine(includ pres),numeric control	105.356	171.029	1.005.735	1.381.579
8462291000 Bend,fold,straighten/flattening machine(includ pres),not nmrc control,elect	86.669	183.970	1.259.067	2.302.551
8462292000 Bend,fold,straighten/flattening machine(incl pres), not nmrc control,not elect	9.103	16.775	75.137	365.446
8462310000 Shearing machine (incl press),oth thancombine punching mach,numeric control	0	25.175	0	78.251
8462391000 Shearing machine (incl press),oth thanbine punching mach,not nmrc cntrl,elect	49.276	222.235	649.663	1.200.409
8462392000 Shearing mach (incl press),oth than binepunch mach, not nmrc control,not elect	9.930	24.396	35.613	120.122
8462410000 Punching/notching mach,incl comb punch &shearing mach,numeric control	348	76.008	500	179.850
8462491000 Punching/notching mach,incl comb punch &shearing mach,not numeric cntrl,lek	52.515	101.437	321.501	1.005.423
8462492000 Punching/notching mach,incl comb punch &shear mach,not numric cntrl,not elec	212	220	2.133	2.211
8462910000 Hydraulic presses	122.109	253.885	812.512	1.690.910
8462991000 Mach for manufac of boxes,cans& similar contain of tin plate, electric.	15.003	52.720	342.920	754.018
8462995000 Oth machine for working metal byforging,hamming,electric operated	32.036	110.308	629.732	1.146.705
8462996000 Oth machine for working metal byforging,hamming,not electric operated	4.735	4.753	4.885	5.217
8463101000 Draw-benches for bars,tube,profile,wire,or the like, electrically operated	176	21.951	54.102	173.755
8463102000 Draw-benches for bars,tube,profile,wire,or the like, not electrically operated	0	1	0	223
8463201000 Thread rolling machines, electricallyoperated	5.348	10.058	191.988	209.158
8463301000 Machines for working wire,electricallyoperated	4.603	127.460	68.166	1.297.326
8463302000 Machines for working wire, notelectrically operated	0	230	0	7.383
8463901000 Oth mach tool for work metal/cerments,without remove material,elect operated	62.652	187.219	1.569.669	1.974.813
8463902000 Oth mach tool for work metal/cerments,without remove material,not elect operat	16.500	20.378	42.630	78.163
8464101000 Sawing mach for working stone,ceramics electricly operated	0	4.099	0	22.046
8464201000 Grinding/polishing machines,electrically operated	6.592	29.141	111.790	192.385
8464202000 Grinding/polishing machines,not electrically operated	265	982	2.412	6.592
8464901000 Oth mach tool for work stone,ceramics/like mineral material,elect operated	90.889	172.080	1.084.102	2.106.934
8464902000 Oth mach tool for work stone,ceramics/like mineral material,not elect operate	1.302	10.098	1.549	36.183
8465100000 Mach, can carryout different type opera-tion without tool charge for such operat	53.922	68.696	124.841	196.710
8465911000 Sawing machines for scoring PCB/PWB's electricly operated	1.653	15.346	18.361	56.911
8465912000 Other sawing mach for scoring PCB/PWB's, electricly operated	50.850	134.462	132.512	321.877
8465919000 Other sawing mach for scoring PCB/PWB's, not electricly operated	2.162	2.536	8.507	13.636
8465921000 Mach tools for routing PCB/PWB'ssubstrates,shank dmtr <=3.175 mm	3.377	10.528	24.797	81.772
8465922000 Oth planing,milling/moulding (bycutting) mach,electricly operated	35.827	159.167	582.173	1.146.750
8465929000 Oth planing,milling/moulding (bycutting)machines,not electric operated	23.473	29.006	152.514	215.225
8465931000 Grinding, sanding/polishing machines,electricly operated	23.120	68.908	217.543	367.728
8465932000 Grinding, sanding/polishing machines,not electricly operated	2	12.878	6	53.003
8465941000 Bending/assembling machines,electricly operated	3.507	14.946	27.245	168.809
8465951000 Drilling mach for manufac PCB/PWB's,with a spindle speed > 50.000 rpm	6.584	10.546	91.160	95.048
8465953000 Other drilling/morticing machines,electricly operated	12.767	15.843	21.427	36.035
8465959000 Other drilling/morticing machines, notelectricly operated	21.477	37.679	307.437	421.596
8465961000 Splitting, slicing/paring machines,electricly operated	14.334	89.643	204.875	1.491.515
8465993000 Lathes, electricly operated	739	21.126	8.654	48.220
8465994000 Lathes, not electricly operated	1.033	1.033	1.157	1.157
8465995000 Oth mach for deburring surfaces of PCB/PWB's, for scoring laminati presses	1.073	7.492	14.200	67.276
8465996000 Other mach-tools for nailing,stapling,glueing/otherwise assem,electric	118.846	311.028	368.497	765.628
8465999000 Other mach-tools for nailing,stapling,glueing/otherwise assem,not electric	57.212	184.923	334.835	2.543.483
8466101000 Tool hold.self-open dieheads for 8456.908460.31,8465.91,8465.92,8465.95,846:	5.307	5.972	455.668	512.297
8466109000 Other tool holders & self-openingdieheads	169.166	180.506	1.870.844	2.336.096
8466201000 Work holders for sub 8456.99, 8460.31,8465.91, 8465.92, 8465.95, 8465.99	4.113	8.953	100.802	135.094
8466209000 Work holders for other machine	48.234	58.703	829.394	1.136.942
8466301000 Dividing head,special attach for 8456.908460.31,8465.91,8465.92,8465.95&846	10.685	10.844	124.009	130.499
8466309000 Dividing heads & other specialattachments for oth machine-tools	20.009	29.359	613.414	749.284
8466910000 Parts&acces suitable for machine ofheading 84.64	41.560	174.781	366.984	885.320
8466921000 Parts&acces suitable for mach subhead8465.92.10, 8465.95.10, 8465.99.50	826	16.563	6.969	42.235
8466929000 Parts & acces suitable for mach ofother subheading 84.65	13.896	45.588	173.337	471.877
8466932000 Parts&acces suitable for mach subhead8456.90.10,8456.90.20,8460.31.10	1.143	2.054	43.081	61.438
8466939000 Parts&acces suitable for mach ofother headings 84.56 to 84.61	77.146	170.141	3.167.924	5.896.302
8466940000 Parts & acces suitable for machineother headings 84.62 or 84.63	324.359	424.918	2.451.708	4.164.377
8467110000 Tool for work in the hand,pneumatic,rotary type (incl rotary percussion)	6.124	10.856	310.483	403.517
8467190000 Tool for working in the hand,pneumatic,in other type	4.078	10.671	52.987	262.775
8467210000 Drills of all kinds with selfcontained electric motor	13.161	114.895	60.558	298.569
8467220000 Saws with self containedelectric motor	6.215	30.103	8.112	61.689
8467290000 Oth tool for working in the hand,with self-contained electric motor	131.220	466.608	282.489	1.029.595
8467810000 Chain saws	64.242	131.059	196.726	451.578
8467890000 Oth tool for working in the hand	57.558	111.191	754.065	1.265.796
8467911000 Part of chain saw,of elect-mechanic forwork in hand,self-cont. electric motor	0	535	0	5.130
8467919000 Part of other chain saw	50.307	90.997	285.013	378.425
8467920000 Parts of pneumatic tools	1.793	4.862	63.647	139.105
8467991000 Part of tool of subhead 8467.21, 8467.22or 8467.29	12.587	29.335	40.537	96.979
8467999000 Part of tool of of oth heading 8467	121.970	212.762	196.149	379.339
8468100000 Hand-held blow pipes	229	229	1.390	1.390
8468201000 Hand-operated gas welding, brazing/cutting appliances for metal	9.637	14.327	85.304	110.060
8468209000 Other gas-operated machinery &apparatus	76.905	225.960	456.940	3.351.146
8468800000 Other machinery and apparatus for soldering, brazing/welding	8.103	33.132	10.156	589.734

**I.3. IMPOR MENURUT KOMODITI / IMPORT BY HS COMMODITY**  
**\*\*\* FEBRUARI / FEBRUARY 2009 \*\*\***

H S Uraian Komoditi Commodity Description	Berat Bersih / Net Weight (Kg)		Nilai / Value C.I.F (US\$)	
	Bulan ini Current Month	Kumulatif Cum.Jan. to date	Bulan ini Current Month	Kumulatif Cum.Jan. to date
8468901100 Parts of goods of subheading8468.10	0	1.298	0	1.762
8468901200 Parts of goods of subheading8468.20.10	8.962	23.138	61.546	109.243
8468909000 Parts of other Heading 8468	12.467	29.381	125.034	263.799
8469001000 Word-processing machines	12	12	9	9
8469009090 Other typewrites	7.429	15.703	65.639	102.946
8470100000 Electronic calculators, cpble of operatiwithout an extnl source electric power	60.545	211.089	2.686.159	3.880.249
8470210000 Electronic calculating machinesincorporating a printing device	7.519	7.635	43.040	44.740
8470290000 Other electronic calculating machines	1.903	10.378	9.106	102.574
8470300000 Other calculating machines	37.287	71.058	52.254	148.010
8470500000 Cash registers	8.180	15.314	117.342	244.956
8470902000 Accounting machines	0	393	0	3.340
8470909000 Machines for pocket-size data record,reproduc,display mach with calculat	447	1.694	1.275	27.557
84711301000 Handheld computer incl palmtop & PDAs	451	1.294	169.152	731.791
8471302000 Laptop incl notebooks	214.642	609.044	25.967.636	59.973.524
8471309000 Oth portable digital automatic dataproc mach,weigh not more than 10 kg	5.236	83.290	317.184	1.359.983
8471411000 Personal computers excl 8471.30with at least a CPU and an input/output	89.589	232.147	2.155.038	5.503.280
8471419000 Oth automatic data processing machineswith at least a CPU and an input/output	33.416	59.789	1.625.724	4.999.580
8471491000 Personal computers excl 8471.30presented in form of systems	86.400	296.707	3.542.660	9.873.474
8471499000 Oth automatic data processing machinespresented in form of systems	22.942	265.625	6.553.229	17.709.680
8471501000 Processing units for personal computerother of subhd 8471.41 or 8471.49	40.493	86.815	1.862.933	4.053.171
8471509000 Oth Processing unitsother of subhd 8471.41 or 8471.49	140.076	285.937	3.248.701	6.308.436
8471603000 Computer keyboards	13.050	206.936	117.951	726.726
8471604000 X-ycoordinate input devices,includingmouse,light pens,joystick,track balls	69.663	215.216	442.635	1.040.871
8471605000 Plotters whether input/output units ofheading 84.71or of heading 90.17	9.179	12.967	4.648	31.305
8471609000 Other input/output units,whether/not contain storg unitsthe same housing	369.615	496.979	3.557.190	4.654.899
8471701000 Floppy disk drives	66.948	104.998	3.583.731	7.204.056
8471702000 Hard disk drives	204.676	430.833	3.240.117	5.539.252
8471703000 Tape drives	2.275	3.221	263.734	396.376
8471704000 Optical disk drives,including cd-romdrives,dvd drives & cd-r drives	155.517	314.622	8.126.549	17.783.804
8471705000 Proprietary fmat strge device includ me-dia therefor f automat. dt proc.mach	11.369	16.385	676.174	1.079.599
8471709100 Backup management systems	17.340	21.590	964.831	1.443.244
8471709900 Other storage units ofautomatic data processing machine	38.108	59.990	2.514.908	3.074.077
8471801000 Control and adaptor units	33.222	70.556	392.166	1.141.547
8471807000 Sound card and video card	12.663	43.103	124.770	417.657
8471809000 Other units of automatic dataprocessing machines	56.893	159.829	6.778.604	13.480.421
8471901000 Bar code readers	2.879	9.946	57.980	199.865
8471902000 Optical character readers,document/image scanners	34.353	61.272	912.186	1.274.458
8471909000 Other units automatic data processingmachines	69.485	151.636	899.947	1.557.867
8472101000 Duplicating machines, electricallyoperated	12.309	12.718	76.894	91.004
8472102000 Duplicating machines, not electricallyoperated	540	540	1.054	1.054
8472301000 Machin for sorting/folding mail/forinserting mail in envelopes,electric	0	25	0	4.277
8472302000 Machin for sorting/folding mail/forinserting mail in envelopes,not elect.	1.125	1.125	1.517	1.517
8472901000 Automatic teller machines	60.463	76.719	1.497.222	1.735.317
8472902000 Electronic fingerprint identificationsystem	3.118	4.430	42.764	67.568
8472903000 Other office machines,electricallyoperated	11.012	18.292	178.290	300.254
8472909000 Other office machines,not electricallyoperated	18.579	28.022	36.118	104.801
8473101000 Printed circuit assemblies for word-processing	127	11.092	2.142	168.394
8473109000 Other parts & access of the mach ofheading 84.69	2.928	13.287	274.827	714.610
8473210000 Parts & access electronic calculatngmach sub 8470.10, 8470.21/8470.29	517	1.782	14.481	59.198
8473290000 Parts & access of other machines ofheading 84.70	4.499	5.443	121.091	1.123.679
8473301000 Assembled printed circuit boardsfor machines of heading 84.71	261.991	736.280	6.245.726	10.496.607
8473309000 Parts & access ofother machines ofheading 84.71	640.665	1.441.969	27.524.426	51.094.016
8473401100 Parts including printed circuit assembfor machines of heading 84.72	440	450	48.453	49.403
8473401900 Other parts&accessories of the machof heading 84.72,for electric operate	11.664	20.140	179.771	307.702
8473402000 Other parts&accessories of the machheading 84.72,for non electric operate	0	366	0	454
8473501100 Parts&accessories suitable for usewith mach of heading 84.71,electric	52.509	74.598	355.259	558.752
8473501900 Parts&accessories suitable for usewith mach head 84.69 & 84.72,electric	111.456	133.780	40.325	84.923
8473502000 Part&aces suitable for use with machof heading 84.69-84.72,non-electric	582	582	22.111	22.111
8474101000 Sorting,screening,separating/washingmachines, electrically operated	137.818	590.397	843.532	2.134.596
8474102000 Sorting,screening,separating/washingmachines, not electrically operated	11.158	11.803	16.800	20.445
8474201100 Crushing/grinding machines forstone electrically operated	391.557	748.728	1.103.877	2.694.969
8474201900 Crushing/grinding mach for earth,oresoth mineral substances,electric operat	214.060	2.040.711	1.036.118	7.044.036
8474202100 Crushing/grinding mach for stone notelectrically operated	13.381	73.796	17.832	276.518
8474202900 Crushing/grinding mach for earth,oresoth mineral substances,not electric	43.149	1.016.640	78.087	4.152.414
8474311000 Concrete/mortar mixers, electricallyoperated	9.531	42.682	66.902	208.583
8474312000 Concrete/mortar mixers, notelectrically operated	4.836	37.330	5.710	31.028
8474321000 Mach for mixing mineral substances withbitumen,electrically operated	1.883	4.526	36.324	60.635
8474322000 Mach for mixing mineral substances withbitumen,not electrically operated	6	14.891	23	77.035
8474391000 Other mixing/kneading machineselectrically operated	33.634	52.851	505.787	1.284.955
8474392000 Other mixing/kneading machines notelectrically operated	0	1.743	0	23.164
8474801000 Mach for agglomerating,shaping/mauldsolid mineral fuels,electric operat	54.736	233.046	289.882	2.755.830
8474802000 Mach for agglomerating,shaping/mouldsolid mineral fuels,not elect. operat	5.082	28.859	54.983	114.211
8474901000 Parts of mach for heading 8474.10 to8474.80 of electric operated machines	1.064.913	2.542.204	6.486.419	14.469.048

**I.3. IMPOR MENURUT KOMODITI / IMPORT BY HS COMMODITY**  
**\*\*\* FEBRUARI / FEBRUARY 2009 \*\*\***

H S Uraian Komoditi Commodity Description	Berat Bersih / Net Weight (Kg)		Nilai / Value C.I.F (US\$)	
	Bulan ini Current Month	Kumulatif Cum.Jan. to date	Bulan ini Current Month	Kumulatif Cum.Jan. to date
8474902000 Parts of mach for heading 8474.10 to 8474.80 of not electric operat mach	264.188	380.688	580.305	1.601.026
8475101000 Mach for assembl electric/electronicclamps tubes/valves,electric operat	9.033	27.282	103.373	442.283
8475102000 Mach for assembl electric/electronicclamps tubes/valves,not elect. operated	40	47	2.230	2.790
8475210000 Machines for making optical fibresand preforms thereof	0	6.327	0	181.483
8475290000 Other machines for manufacturing/hot working glass/glassware	17.519	25.949	191.502	413.973
8475901000 Parts of machine for heading 8475.10 to 8475.29 of electric operated machin	158.613	221.414	4.275.283	6.781.923
8475902000 Parts of machine for heading 8475.10 to 8475.29 of not elect. operated mach	0	17.153	0	20.447
8476290000 Other automatic beverage-vendingmachines	12.422	82.406	210.646	556.594
8476890000 Other automatic goods-vendingmachines	19.140	40.754	193.421	393.710
8476901000 Parts of automatic goods-vend machincorpor heating/refriger,elect.operat	120.805	179.625	2.100.375	2.914.066
8476909000 Parts of automatic goods-vendingmach	12.569	68.788	94.774	625.470
8477101000 Injection-moulding machines formoulding rubber	342.252	573.753	3.290.568	5.350.249
8477103100 P.v.c. injection moulding machine	188.988	312.121	775.384	1.129.516
8477103900 Other injection-moulding machinesfor moulding plastics	26.714	108.006	243.367	336.611
8477201000 Extruders for extruding rubber	0	30.802	0	50.975
8477202000 Extruders for extruding plastics	616.049	1.116.448	36.818.563	44.573.592
8477300000 Blow moulding machines	79.489	206.738	779.486	3.207.601
8477401000 Vacuum moulding & other thermo formingfor moulding/forming rubber	56.458	362.478	255.277	1.260.541
8477402000 Vacuum moulding & other thermo formingfor moulding/forming plastics	110.270	131.790	1.812.674	2.018.966
8477510000 Mach for mould/retread pneunt tyres,for moulding/othwise forming inner tub	46.685	301.618	293.717	2.611.217
8477591000 Other machine for moulding/otherwise-forming for rubber	136.829	145.439	946.227	1.092.505
8477592000 Other machine for moulding/otherwise-forming for plastics	74.416	74.416	201.561	201.561
8477801000 Other machinery for rubber,electrically operated	473.303	1.012.168	3.213.294	8.995.411
8477802000 Other mach for rubber,not electricallyoperated	75.020	177.770	695.363	1.441.222
8477803100 Lamination presses for the manufactrof PCB/PWBs	30.123	30.123	106.271	106.271
8477803900 Other machinery for plastics,electrically operated	10.624	25.165	222.335	316.266
8477804000 Other machinery for plastics, notelectrically operated	4.089	19.734	45.211	205.573
8477901000 Parts of electrically operatd mach forworking rubber/products from rubber	82.087	271.734	2.041.899	5.771.768
8477902000 Part of nonelectric opratd mach forworking rubb/fr the manuf product rubb	24.334	100.432	612.945	1.911.842
8477903200 Pars of lamination presses fr themanuf of PCB/PWBs	49	89	7.729	10.697
8477903900 Oth parts not in 8477.90.31-32	17.602	43.027	380.056	695.376
8477904000 Part of non elect.mach fr workig plast/manuf of prodct frm plastic material	26.155	96.481	301.865	866.910
8478101000 Machinery for preparing/making uptobacco, electrically operated	80.528	377.483	3.381.309	10.427.440
8478102000 Machinery for preparing/making uptobacco, not electrically operated	375	375	1.000	1.000
8478901000 Part of cigar/cigarette,electricallyoperated mach	8.451	106.735	376.425	2.312.361
8478902000 Part of cigar/cigarette,nonelectrically operated mach	2.069	2.109	58.657	73.246
8479101000 Machinery fr public works,building/thelike electrically operated	74.187	134.769	107.030	242.894
8479102000 Machinery fr public works,building/thelike not electrically operated	3.626	8.304	25.317	91.926
8479201100 Machinery for making palm oilelectrically operated	787.633	1.427.428	6.921.671	10.610.894
8479201900 Machinery for preparing palm oilelectrically operated	389.550	400.965	1.877.129	2.121.123
8479202100 Machinery for making palm oil notelectrically operated	20.966	56.174	39.900	1.154.057
8479202900 Machinery forpreparing palm oil notelectrically operated	7.394	9.231	29.867	62.537
8479301000 Presses for the manufacture ofparticle board electrically operated	31.646	47.321	58.486	216.844
8479302000 Presses for the manufacture ofparticle board not electrically opertd	7	6.242	2.731	8.890
8479401000 Rope/cable making mach,electrically operated	2.388	166.744	174.870	1.179.370
8479402000 Rope/cable making mach, notelectrically operated	0	7.181	0	49.555
8479500000 Industrial robots, not elsewherespecified/included	9.036	19.118	181.395	629.758
8479600000 Evaporative air coolers	19.029	102.706	83.617	566.874
8479811000 Oth mach&mechanical appliance fortreating metal,electrically operated	124.762	462.528	3.612.636	8.812.308
8479812000 Oth mach&mechanical appliance fortreating mtl,nonelectrically operated	1.487	74.963	3.430	404.384
8479821000 Mixing,kneading,crush,grind,screen, &otherwise machine,electrically operated	395.044	975.716	3.444.941	6.703.201
8479822000 Mixing,kneading,crush,grind,screen, &otherwise machine,not elect operated	36.031	90.849	683.304	942.442
8479892000 Chemical vapour deposition app forflat panel display production	36.131	58.485	1.635.238	2.395.192
8479893000 Oth apparatus, electrically operated	229.976	360.311	3.999.380	7.426.669
8479894000 Oth apparatus,nonelectrically operated	100.395	143.158	1.793.162	3.164.990
8479902000 Part of goods of subheading8479.89.20	5.984	8.878	539.504	861.227
8479903000 Part of oth electrically operatedmachines	157.282	335.044	1.586.415	3.896.273
8479904000 Part of nonelectrically operatedmachines	57.267	77.945	1.134.364	1.858.028
8480100000 Moulding boxes for metal foundry	127.689	158.894	217.601	974.002
8480200000 Mould bases	142.972	298.241	561.105	2.011.649
8480301000 Moulding patterns, of copper	0	1.446	0	24.250
8480309000 Moulding patterns, of other material	145.137	413.621	1.798.105	3.705.203
8480410000 Moulds for metal/metal carbidesinjection/compression types	14.587	23.861	87.926	191.174
8480490000 Moulds for metal/metal carbides notinjection/compression types	68.378	189.485	1.262.983	2.949.046
8480500000 Moulds for glass	5.461	26.153	107.434	712.192
8480600000 Moulds for mineral materials	29.969	241.008	186.652	1.430.489
8480710000 Moulds for rubber,plastics, injection/compression type	627.643	1.059.943	9.891.990	16.804.188
8480790000 Mould for rubber,plastics, not injection, compression type	31.742	132.284	722.054	3.925.148
8481101100 Pres-reduce valve,iron/steel,manualoperate sluice,5 cm <=int dia <40cm	36.061	54.015	980.978	1.143.775
8481101900 Pres-reduce valve,iron/steel,automaticoperate sluice,5 cm <=int dia <40cm	108.168	605.578	1.069.673	4.218.081
8481102000 Pressure-reducing valves of copper/copper alloys	15.330	28.047	172.443	286.683
8481109000 Pressure-reducing valves not of iron/steel,not of oth metal,not of plastics	662.800	864.920	6.856.392	11.004.002
8481201000 Valve for pneumatic tran,manual operatesluice, 5 cm <=internal diameter<40cm	5.419	18.961	165.203	315.038

**I.3. IMPOR MENURUT KOMODITI / IMPORT BY HS COMMODITY**  
**\*\*\* FEBRUARI / FEBRUARY 2009 \*\*\***

H S Uraian Komoditi Commodity Description	Berat Bersih / Net Weight (Kg)		Nilai / Value C.I.F (US\$)	
	Bulan ini Current Month	Kumulatif Cum.Jan. to date	Bulan ini Current Month	Kumulatif Cum.Jan. to date
8481209000 Valves not of iron/steel, not of othmetal,not of plastics	79.005	164.631	953.547	1.945.632
8481301000 Cast iron valve of swing check-valvetype,40 <=inlets internal diamtr<600 mm	15.599	89.616	256.428	883.253
8481302000 Check (nonreturn) valve,copper/copperalloy, internal diameter < 25 mm	974	3.010	20.542	31.603
8481309000 Other check (nonreturn) valve	340.520	678.097	5.177.142	8.652.039
8481401000 Safety/relief valves of iron/steel	112.369	176.395	641.060	1.068.122
8481409000 Oth safety/relief valves	202.361	376.779	2.666.130	6.726.458
8481801100 Valves fr inner tube of copper/copperalloys	68.726	127.290	476.406	1.135.536
8481801200 Valves for inner tubesof oth materials	5.672	7.599	33.178	47.868
8481801300 Valves for tubeless tyres of copper/copper alloys	0	17	0	182
8481801400 Valves for tubeless tyres of othmaterials	4.475	6.147	48.672	128.946
8481802100 Lpg cylinder valves having inlet &outlet internal diameters<=2.5cm	458.010	613.855	2.313.487	3.000.979
8481802200 Lpg cylinder valves having inlet &outlet internal diameters>2.5cm	913	7.156	8.847	24.245
8481803000 Cocks/valves,whether/not fitted withpiezo electric igniters for gas stove	97.266	263.601	481.119	1.366.894
8481804900 Oth soda water bottle valves;gas operatebeer dispensing units	131.575	409.488	282.161	883.911
8481805100 Mixing tapes and valves,of plastic,1 cm < internal diameter <= 2,5cm	9.181	25.037	5.252	16.542
8481805900 Others mixing tapes and valves	88.530	270.777	141.634	632.488
8481806100 Water pipeline valve,manual operatesluice,5cm<inlet/outlet int diamtr>=40cm	7.344	41.571	41.655	74.175
8481806200 Cast iron gate valve,inlet diamtr>=4cm &cast iron butterfly valve,inlet dia>=8cm	80.814	119.097	474.579	946.686
8481806300 Cast iron gate valve,inlet diamtr<4cm &cast iron butterfly valve,inlet dia <8cm	357.706	566.479	1.655.364	3.079.104
8481806500 Other hog nipple waterers	1.174	2.138	19.838	33.703
8481806600 Nipple joint valves,of plastics, 1 cm<=internal diameter < 2,5 cm	0	171	0	251
8481806700 Other nipple joint valves	3.348	22.340	33.998	165.084
8481807100 Ball valves,of plastics, 1 cm <=internaldiameter < 2,5 cm	7.204	59.019	147.469	921.206
8481807200 Other ball valves	534.849	986.482	7.737.153	15.420.327
8481807300 Gate valve,manual operate,of iron/steel,5cm<=inlet/outlet internal diamtr<40cm	141.784	389.047	803.273	2.043.096
8481807400 Gate valve,manual operate,of iron/steel,inlet/outlet internal diamtr < 40cm	10.656	32.582	249.831	957.217
8481807500 Manifold valves of plastics, 1 cm <=internal diameter < 2,5 cm	30	30	40.712	40.712
8481807600 Other manifold valves	57.138	155.564	719.716	1.378.323
8481808100 Pneumatic control valve,of plastics,1 cm <=internal diameter < 2,5 cm	3.395	3.443	1.457.771	1.462.000
8481808200 Other pneumatic controlled valve	19.162	27.997	288.653	388.437
8481808300 Oth valve of plastic,inlet diamtr>=1cm,outlet diamtr <= 2,5 cm	25	284	298	808
8481808400 Oth valve of plastic,inlet diamtr>=1cm,outlet diamtr > 2,5 cm	217	270	19.757	21.691
8481808500 Oth valve of plastic,with other size ofinlet/outlet diameter	33.743	109.449	135.967	1.583.192
8481808600 Other valve of stainless steel/nickle,manual operate,weighting < 3 kg	40.889	89.919	207.363	511.888
8481809100 Ball valves	53.684	77.474	481.058	739.111
8481809900 Other valves and similar appliances forpipes	441.654	936.634	14.142.594	26.104.569
8481901000 Parts of housing for sluice/gate valves	1.780	5.721	39.857	264.400
8481902100 Bodies, for water taps	1.403	11.096	6.254	46.392
8481902300 Others bodies for taps, cocks, valves,and similar appliances	27.738	55.621	173.151	488.375
8481902900 Others parts for taps, cocks, valves, &similar appliance of int. dimtr <= 25mm	66.367	181.797	1.004.007	2.239.547
8481903000 Valve bodies/stems of inner tube/tubeless tyres valves	40.967	70.013	377.531	670.208
8481904000 Valve cores of inner tube valves/tubeless tyres valves	6	7	476	586
8481909000 Others parts for taps, cocks, valves,and similar appliances	91.703	248.757	1.793.260	3.897.440
8482100000 Ball bearings	595.581	1.454.771	7.526.756	17.074.934
8482200000 Tapered roller bearings,includingcone&tapered roller assemblies	62.841	172.388	930.379	2.866.557
8482300000 Spherical roller bearings	101.250	218.963	675.388	1.272.504
8482400000 Needle roller bearings	22.595	43.853	569.918	1.174.726
8482500000 Oth cylindrical roller bearings	74.260	162.467	946.703	2.637.433
8482800000 Oth,including combined ball/rollerbearings	530.636	1.190.976	3.851.435	8.146.941
8482910000 Balls, needles and rollers	85.528	133.312	954.353	1.691.862
8482990000 Other parts of ball and roller bearings	341.556	616.031	2.251.198	4.242.855
8483101000 Transmission shafts for earth movingmachinery	57.531	100.231	802.832	1.357.196
8483102100 Transmissi shafts for enginesf vechiclehead 87.01exc 8701.10/8701.90	6.219	7.345	119.194	150.130
8483102200 Transmission shafts for engines ofvehicles of subhead 8701.10/8701.90	685	716	2.199	3.819
8483102300 Transmission shafts for engines ofvehicles of heading 87.11	228.472	480.665	4.062.087	8.712.759
8483102400 Transmission shafts for engines ofoth vehicles of chapter 87	773.465	1.746.642	6.278.672	15.143.483
8483103100 Transmission shafts for marine propul-sion engines of an output<=22.38 kw	0	257	0	760
8483103900 Transmission shafts for marine propul-sion engines of an output>22.38 kw	27.158	89.513	535.811	1.416.029
8483109000 Oth transmission shafts	557.164	835.364	7.208.858	12.633.841
8483201000 Bearing housing incorporating forearth moving machinery	18.751	53.023	58.502	173.734
8483209000 Bearing housing incorporating not forearth moving machinery&motor vehicle	33.838	83.959	231.185	1.381.332
8483301000 Bearing housing not incorporating forearth moving machinery	21.607	65.358	244.648	784.223
8483309000 Bearing housing not incorporat not forearth moving machinery&motor vehicle	209.671	530.463	1.274.142	3.148.902
8483401100 Gear&gearing for engines of vehiclesof head 87.01exc subhead 8701.10/90	51.957	115.674	704.902	1.388.538
8483401300 Gear&gearing for engines of vehiclesof heading 87.11	139.878	363.895	3.179.377	7.154.781
8483401400 Gear&gearing for engines of othvehicles of chapter 87	346.005	665.281	3.491.032	10.238.479
8483402100 Gear&gearing for marine propulsionengines of an output<=22.38 kw	4.412	23.112	65.571	203.779
8483402900 Gear&gearing for marine propulsionengines of an output>22.38 kw	143.045	493.176	1.117.302	5.764.126
8483403000 Gear&gearing for the engines of earthmoving machinery	47.586	102.416	587.469	1.669.469
8483409000 Gears and gearing for oth engines	367.046	1.106.995	5.480.530	15.707.091
8483500000 Flywheels&pulleys,including pulleyblocks	249.819	587.302	2.188.811	4.309.046
8483600000 Clutches&shaft couplings(includinguniversal joint)	378.180	778.478	5.135.716	9.860.994
8483901100 Parts of 8783.10 for pedestrian controlltractors of subheading 8701.10	1.976	45.199	51.886	284.536

**I.3. IMPOR MENURUT KOMODITI / IMPORT BY HS COMMODITY**  
**\*\*\* FEBRUARI / FEBRUARY 2009 \*\*\***

H S Uraian Komoditi Commodity Description	Berat Bersih / Net Weight (Kg)		Nilai / Value C.I.F (US\$)	
	Bulan ini Current Month	Kumulatif Cum.Jan. to date	Bulan ini Current Month	Kumulatif Cum.Jan. to date
8483901300 Parts of 8783.10 for oth tractors of heading 87.01	15.873	17.752	498.146	547.931
8483901400 Parts of 8783.10 for goods of heading 87.11	8.148	82.057	183.788	772.595
8483901500 Parts of 8783.10 for oth goods of chapter 87	15.619	54.145	278.641	934.313
8483901900 Parts of 8783.10 for oth	73.897	89.908	1.065.979	1.322.319
8483909100 Oth toothed wheels for pedestrian controlled tractors of subheading 8701.10	0	787	0	12.464
8483909300 Oth toothed wheels for oth tractors of heading 87.01	1	2	25	31
8483909400 Oth toothed wheels for goods of heading 87.11	57.708	135.764	650.808	1.540.087
8483909500 Oth toothed wheels for oth goods of chapter 87	67.839	133.568	976.405	2.109.660
8483909900 Oth toothed wheels for others	127.577	260.216	920.465	1.812.888
8484100000 Gaskets & similar joint metal sheeting comb with oth material/2 more layers	154.992	328.751	2.257.698	4.710.474
8484200000 Mechanical seal	23.018	79.551	743.676	1.570.244
8484900000 Sets/assortments of gaskets & similar joints	183.035	262.605	3.421.076	5.416.081
8486101000 Apparatus for rapid heating of semiconductor wafers	8	31	377	713
8486102000 Spin dryers for semiconductor wafer processing	557	558	2.855	2.892
8486103000 Machines for producing semiconductor wafer by removal of material, laser/ photon beam	4	4	3.014	3.014
8486105000 Grinding, polishing, lapping machines for processes of semiconductor wafers	0	370	0	10.326
8486106000 Apparatus for growing/pulling monocrystal semiconductor boules	0	169	0	12.046
8486109000 Oth machines & apparatus for the manufacture of boules/wafers	16	66	202	2.932
8486201100 Chemical vapour deposition app. for semiconductor production	6	6	325	325
8486201300 Physical deposition app. by sputtering on semiconductor wafer, for semiconductor product	32	58	530	1.512
8486201900 Other film formation equipment	0	4	0	551
8486203100 Deflash mach, spraying appliance for etching, stripping, cleaning semiconductor wafer	0	816	0	41.256
8486203900 Other etching and stripping equipment	36	2.423	789	124.563
8486204900 Other lithography equipment	13	28	165	868
8486205100 Dicing machines for scribing/scoring semiconductor wafers	15	15	1.350	1.350
8486209100 Lasercutters for cut contact tracks in semiconductor production by laser beam	3.901	4.251	115.269	117.779
8486209200 Mach. for bend, fold and straightening semiconductor leads	3.317	3.698	20.000	75.370
8486209400 Inductance/dielectric furnace, oven for the manufacture of semiconductor device/on wafer	71	71	7.915	7.915
8486209900 Other mach. & apparatus for the manufacture of semiconductor devices/electronic circuit	4.272	4.326	8.916	15.719
8486301000 App. for dry etch pattern on flat panel display substrates	465	1.415	7.742	22.352
8486309000 Other mach. and app. for the manufacture of flat panel displays	56	56	48.920	48.920
8486402000 Die attach app, auto-tape/wire bonders, auto-mach.trans/handle/storage, wafer bc	13.969	14.005	81.072	81.176
8486403000 Moulds for manufacture of semiconductor devices	7.635	8.212	54.550	57.834
8486405000 Photomicrographic microscope with equipment design to handle of s-wafer/recticle	2	2	166	166
8486409000 Other machines and apparatus specified in note 9(c) to this chapter	1	16	108	1.178
8486901100 Parts and accessories of app for rapid heating of semiconductor wafer	144	241	20.308	20.870
8486901200 Parts & accessories of spin dryers for semiconductor wafer processing	0	3	0	25
8486901300 Parts & accessories of mach. for prod. semiconductor wafers by removal/laser/ photon beam	700	749	28.243	29.410
8486901400 Tool holders & self-open diehead, of mach for sawing s-boule to slice/wafer to chip	106	106	12.364	12.364
8486901500 Oth parts, access. of mach. for sawing monocrystal s-boule to slice/wafer to chip	182	2.320	22.471	82.863
8486901600 Parts & access. of grind, polish, lap mach for processing of semiconductor wafers	32	36	1.348	3.073
8486901900 Oth parts, access. of mach. and app. for the manufacture of boules/wafers	7	63	43	6.487
8486902200 Parts & access. of epitaxial depo. mach, spinner for coat photo. emuls on s-wafer	1	1	7	7
8486902500 Oth parts & access. of spray for etch, strip, clean, dev s-wafer, dry-etch pattern	83.046	169.888	220.747	386.856
8486902600 Tool holder/self-open diehead, of dicing mach laser cutters, fold, straighten s-lead	0	71	0	5.596
8486902700 Other part and accessories of dicing mach laser cutters, fold, straighten s-lead	460	460	79.310	79.310
8486903100 Part & access of app for dry etching pattern of flat panel display substrates	0	2	0	201
8486903300 Oth. part & access of app for wet etching develop, strip/clean flat panel display	0	214	0	10.047
8486904200 Part & access of die attach app, auto-tape/wire bonder, encapsul equip for assembly	7.786	8.167	55.507	64.704
8486904900 Part and access of other mach & app specified in note 9(c) to this chapter	7.871	9.322	37.417	69.430
8487100000 Ships/boats propellers and blades	124.051	650.316	738.351	3.933.107
8487900010 Oil seal rings	65.114	159.548	696.821	1.445.197
8487900090 Oth mach. parts, not cont. electric connector, insulator, coil, oth elec. features	89.940	394.335	1.929.682	3.265.816
8501101100 Stepper dc motors of an output =<37.5w	28.202	43.590	806.144	1.283.146
8501101200 Spindle dc motors of an output =<37.5w	14.508	24.888	474.873	732.535
8501101900 Others dc motors of an output =<37.5w	80.189	279.298	1.130.885	2.146.300
8501109100 Stepper universal (AC/DC) motors of an output =<37.5w	209	6.972	1.974	239.352
8501109200 Spindle universal (AC/DC) motors of an output =<37.5w	9.256	26.755	694.046	1.673.956
8501109900 Others universal (AC/DC) motors of an output =<37.5w	119.289	271.864	1.422.671	3.228.373
8501201100 Universal (AC/DC) motors of an output >746 w and < 1 kw	66	66	2.614	2.614
8501201900 Universal (AC/DC) motors of an output >37.5 w and <= 746 w	89.371	238.168	220.330	414.110
8501202000 Universal (AC/DC) motors of an output >1 kw	1.042	46.124	13.709	303.689
8501311000 Dc motors an output =< 750 w	75.426	212.878	1.222.912	2.547.631
8501312000 Dc generators an output =< 750 w	46.499	120.354	81.847	480.969
8501320000 Dc motors/dc generator an output > 750 w and <= 75 kw	173.767	402.220	277.625	566.476
8501330000 Dc motors/dc generator an output >75 kw and <= 375 kw	25.997	52.729	153.068	318.644
8501340000 Dc motors/dc generator an output > 375kw	507	8.130	42.310	174.223
8501401000 Oth AC motors, single-phase of an output <=1kw	72.076	171.634	322.844	608.604
8501402000 Oth AC motors, single-phase of an output >1kw	184.028	345.610	339.730	694.205
8501510000 Oth AC motors, multi-phase of an output <=750 w	152.708	368.094	1.017.760	1.829.404
8501521000 Oth AC motors, multi-phase of an output > 750w and <=1kw	42.178	116.254	258.326	527.484
8501522000 Oth AC motors, multi-phase of an output > 1 kw and <= 37.5 kw	186.103	744.437	591.069	2.078.935
8501523000 Oth AC motors, multi-phase of an output > 37.5 kw and <= 750 kw	210.169	326.815	465.644	981.504

**I.3. IMPOR MENURUT KOMODITI / IMPORT BY HS COMMODITY**  
**\*\*\* FEBRUARI / FEBRUARY 2009 \*\*\***

H S Uraian Komoditi Commodity Description	Berat Bersih / Net Weight (Kg)		Nilai / Value C.I.F (US\$)	
	Bulan ini	Kumulatif	Bulan ini	Kumulatif
	Current Month	Cum. Jan. to date	Current Month	Cum. Jan. to date
8501530000 Oth AC motors,multi-phase of anoutput >75kw	98.428	285.209	790.042	1.875.613
8501611000 AC generator of an output <=12.5 kva	158.600	284.276	194.165	346.717
8501612000 AC generator of an output > 12.5 kva & <=75kva	121.054	252.701	1.367.881	1.903.303
8501621000 AC generator of an output > 75 kva & <= 150 kva	3.323	71.305	7.249	115.910
8501629000 AC generator of an output > 150 kva & <= 375 kva	28.540	47.872	23.296	67.139
8501630000 AC generator of an output > 375 kva & <=750kva	147.787	151.553	677.665	695.609
8501640000 AC generator of an output > 750 kva	103.987	489.616	5.141.804	13.896.712
8502110000 Generat sets with compression ignitioninter combust piston output <=75 kva	373.285	728.257	1.296.145	2.938.971
8502121000 Generating sets with spark-ignit interncombust pist output >75kva & <=125kva	6.442	53.219	126.742	370.168
8502129000 Generating sets with spark-ignit interncombust pist output >125kva & <=375kva	145.506	310.215	427.836	1.226.475
8502131000 Generating sets with spark-ignit interncombust pist output > 12500 kva	1.027.084	1.585.353	32.958.360	50.485.855
8502139000 Generating sets with spark-ignit interncombust pist output >375kva & <=12500 kva	376.880	869.771	4.478.314	10.754.966
8502201000 Generating sets with spark-ignit interncombust piston output <=75 kva	254.970	696.288	329.928	883.840
8502202000 Generating sets with spark-ignit interncombust piston output >75kva & <=100kva	62.668	118.343	65.860	132.186
8502203000 Generat sets with spark-ignition intrncombust piston output>100kva & <=10000kva	367.638	467.078	10.661.057	12.659.118
8502204100 Generating sets with spark-ignit interncombust piston output >12500 kva	8.000	19.500	115.552	238.724
8502204900 Generating sets with spark-ignit interncombust piston output>10000kva & <=12500kva	98.227	114.566	319.488	384.490
8502391000 Oth generating sets not wind-poweredof an output <=10 kva	44.199	82.820	86.702	168.618
8502392000 Oth generating sets not wind-poweredof an 10 kva<output<=10,000 kva	45.265	136.397	408.747	2.161.359
8502393900 Oth generating sets not wind-powered ofan output > 10,000 kva & <=12,500 kva	69.010	90.655	544.446	1.121.411
8502400000 Electric rotary converters	10.361	13.701	117.384	177.146
8503001100 Stators for ceiling fans for generatorsof an output <= 10000 kw	38.237	41.582	634.890	1.180.587
8503001200 Parts of motors for generators ofan output <=1.5 kw & >75kw	2.199	12.301	5.488	157.778
8503001300 Parts of motors for generators ofan output >1.5 kw & <=75kw	874	14.017	3.373	96.673
8503009000 Parts of motors for generators ofan output >75 kw & <= 10000 kw	1.041.464	1.927.599	14.544.370	25.231.175
8504100000 Ballasts, for discharge lamps/tubes	230.721	607.247	1.006.162	3.273.307
8504211000 Step-voltage regulators;instrumnttransformer with a power handl cap<=5kva	18.645	95.555	59.316	185.930
8504219100 Liquid dielect transformer with handlingcap>5kva & <=10kva, side voltage>=66 k	575	3.902	78.804	124.257
8504219900 Liquid dielect transformer with handlingcap>5kva & <=10kva, side voltage <66 k	33.261	69.029	187.826	424.246
8504221100 Step-voltage regulator, side voltage>=66kv & handling cap>650kva & <=10000kv	50	50	3.095	3.095
8504221900 Step-voltage regulator of a high sidevoltage of <66,000 volts	1.273	11.680	2.806	125.418
8504229100 Liquid dielect transformer, side voltage>=66 kv, handl cap >650 kva & <=10000k	2	6	1.770	2.540
8504229900 Liquid dielect transformer, side voltage< 66 kv, handl cap >650 kva & <=10000k	28.475	61.427	217.385	450.672
8504231000 Liquid dielectric transformers, powerhandl cap > 10000kva & <= 15000kva	53	1.582	3.374	11.887
8504232900 Liquid dielectric transformers, powerhandl cap > 20000kva	358.584	892.679	5.428.264	11.433.143
8504311000 Instrum. potential transformer, powerhandling capacity <= 1 kva	6.966	12.079	139.420	233.198
8504312000 Instrum. current transformer with powerhandling capacity <= 1 kva	48.612	133.440	473.305	1.602.327
8504313000 Flyback transformer, power handlingcapacity < 1 kva	26.887	56.775	219.032	413.519
8504314000 Intermediate frequency transformer,power handling capacity <= 1 kva	11.676	16.826	213.437	350.878
8504315000 Step up/down transformer,slide regulatorhandling capacity <= 1 kva	121.396	188.584	1.052.301	1.968.191
8504319000 Oth transformer having power handlingcapacity <= 1 kva	112.293	312.200	1.774.966	7.710.378
8504321100 Matching transformers, power handlingcapacity > 1 kva and <= 5 kva	2.498	5.129	58.984	94.071
8504321900 Oth instrument transformator, powerhandling capacity > 1 kva and <= 5 kva	94	926	3.402	5.631
8504322000 Instrmt used with toys,scale modelsor similar recreational models	5.200	5.201	13.421	13.945
8504324100 Matching transformers, power handlingcapacity > 5 kva and <= 10 kva	0	407	0	8.363
8504324900 Oth instrument transformator, powercapacity > 5 kva and <= 10 kva	140	156	1.279	1.302
8504325100 Matching transformers, power handlingcapacity > 10 kva and <= 16 kva	0	153	0	3.453
8504325900 Oth instrument transformator, powercapacity > 10 kva and <= 16 kva	17.078	26.606	122.055	233.007
8504331100 Matching transform.side voltage >= 66kv& power cap. > 16 kva and <= 500 kva	0	2.119	0	18.838
8504331900 Oth instrum transform.side voltage>=66kv& power cap. > 16 kva and <= 500 kva	1.295	1.530	29.651	37.037
8504339100 Matching transform. side voltage < 66kv& power cap. > 16 kva and <= 500 kva	342	596	7.999	15.071
8504339900 Oth instrum transform. side voltage<66kv& power cap. > 16 kva and <= 500 kva	156.995	159.657	817.846	843.729
8504341100 Matching transform.side voltage >=66kv &power cap >10000 kva & <=15000 kv	230	230	4.435	4.435
8504341200 Oth instrum transform.side voltage>=66kvpower cap >10000 kva & <=15000 kv	13.270	22.089	253.190	258.702
8504341400 Oth instrum transform. side voltage<66kvpower cap >10000 kva & <=15000 kva	0	62.361	0	1.077.075
8504342900 Oth instrument transform. with powerhandling capacity >15000 kva	96.833	261.597	573.870	2.645.064
8504401100 Uninterrupted power supplies (ups)	332.540	929.019	1.695.560	6.362.842
8504401900 Other static converter for automaticdata processing machines	55.344	182.026	4.524.180	14.504.356
8504402000 Battery chargers having a rating>100 kva	23.288	46.958	138.477	356.040
8504403000 Other rectifiers	33.005	120.252	1.061.957	3.293.734
8504404000 Inverters	22.824	56.707	486.429	987.875
8504409000 Other static converter	227.102	565.332	2.471.198	6.772.901
8504501000 Inductors for power supply for automaticdata process mach&unit thrf,telecom apj	10.736	86.289	1.447.828	1.970.744
8504502000 Chip type fixed inductors	7.513	13.744	341.489	579.827
8504509100 Other inductors, with power handlingcapacity > 2500 kva and <= 10000 kva	7.780	16.602	636.762	964.368
8504509200 Other inductors having a power handlingcapacity > 10000 kva	6.486	8.599	188.250	236.234
8504901000 Parts of goods of subheading 8504.10	886	4.144	24.910	74.753
8504902000 Parts of printed circuit assmb good sub8504.40.11,8504.40.19,8504.50.11	78	652	1.851	8.673
8504903100 Radiator panel,flat tube radiator assembfor distrib&power transformer <=10000kv	19.347	31.889	53.646	250.114
8504903900 Oth part of electrical transformers ofa capacity <= 10,000 kva	98.397	152.195	842.947	1.113.917
8504904100 Radiator panel,flat tube radiator assembfor distrib&power transformer >10000 kv	0	600	0	7.270
8504904900 Oth part of electrical transformers ofa capacity > 10,000 kva	12.522	13.607	18.500	35.640
8504905000 Other, for inductors of capacity<= 2500 kva	725	2.939	6.135	123.093

**I.3. IMPOR MENURUT KOMODITI / IMPORT BY HS COMMODITY**  
**\*\*\* FEBRUARI / FEBRUARY 2009 \*\*\***

H S Uraian Komoditi Commodity Description	Berat Bersih / Net Weight (Kg)		Nilai / Value C.I.F (US\$)	
	Bulan ini Current Month	Kumulatif Cum.Jan. to date	Bulan ini Current Month	Kumulatif Cum.Jan. to date
8504906000 Other, for inductors of capacity> 2500 kva	44	44	3.237	3.237
8504909000 Parts of goods of heading 8504 oth thansubheading 8504.10.	136.636	326.374	1.870.115	3.485.508
8505110000 Permanent magnet of metal	48.645	81.993	429.524	876.658
8505190000 Permanent magnet not of metal	80.863	272.729	985.708	2.803.642
8505200000 Electro magnetic couplings, clutchesand brakes	13.939	39.315	131.401	351.902
8505901000 Electro magnetic/permanent magnetchucks,clamps&similar holdg devices	21.449	40.400	173.343	433.365
8505902000 Parts of goods of subheading 8505.20	269	1.274	40.545	58.888
8505909000 Oth non-permanent magnet	24.482	73.234	795.747	1.294.593
8506101000 Manganese dioxide having external volume<=300 cm of primary cell/batteries	9.045	23.896	85.045	177.519
8506109000 Manganese dioxide having external volume> 300 cm of primary cell/batteries	63.660	289.924	389.017	1.588.220
8506300000 Mercuric oxide of primary cell/batteries	148	933	616	2.061
8506400000 Silver oxide of primary cell/batteries	94	94	52	52
8506500000 Lithium of primary cell/batteries	11.115	43.660	136.480	390.410
8506600000 Air-zinc of primary cell/batteries	365	684	1.517	2.848
8506801000 Zinc carbon, having an external volume<=300 cm of primary cell/batteries	0	18.954	0	93.427
8506802000 Zinc carbon, having an external volume> 300 cm of primary cell/batteries	2.151	3.607	9.321	25.395
8506809000 Other primary cell/batteries	176.149	497.365	4.245.580	9.562.256
8506900000 Parts of primary cells/batteries	155.298	369.461	2.694.256	5.091.814
8507101000 Lead-acid, for starting piston engineof a kind used for aircraft	209	345	9.863	13.077
8507109000 Lead-acid, for starting piston engineof a kind used not for aircraft	315.479	581.962	1.076.151	1.971.393
8507209000 Oth lead-acid accumulator of a kindused not for aircraft	733.373	1.413.335	2.731.833	5.069.502
8507300000 Nickel-cadmium of electric accumulatorsincluding separator therefor	13.491	40.019	147.325	251.200
8507801100 Lithium ion accumulators of a kind usedfor laptop (incl. notebook, subnotebook)	351	8.809	20.820	153.461
8507801900 Other lithium ion accumulators	407	8.072	2.862	110.541
8507809000 Other accumulator	85.963	242.147	427.004	2.186.167
8507901100 Plate of goods of subheading 85.07.908507.10	13	22	1.317	1.335
8507901900 Plates for other accumulators	273	11.175	2.100	88.810
8507909200 Battery separators in sheets, rolls/cutto size of materials oth than PVC	63.591	100.476	253.221	460.962
8507909300 Part of goods of subheading 8507.10.90	2.640	2.640	154.462	154.462
8507909900 Part of good of heading 8507.10 oth thansubheading 8504.10.90	9.930	34.596	368.578	671.940
8508110000 Vacuum cleaner with self-contained electa power < 1,500 w & a dust bag < 20 l	17.079	36.041	165.214	356.839
8508190000 Oth vacuum cleaners with self-containedelectric	20.362	65.632	89.153	392.147
8508600000 Other vacuum cleaners	7.485	15.805	107.283	165.089
8508700010 Part of vacuum cleaner for domestic use	5.395	8.642	52.584	93.892
8508700090 Part of vacuum cleaner other than domestic use	2.315	2.626	24.999	30.616
8509400000 Food grinder&mixer,fruit/vegetable juiceextract with self-contained elect motor	54.149	267.546	200.846	1.225.040
8509801000 Floor polishers with self-containedelectric motor	9.085	19.592	26.450	67.276
8509809000 Oth electro-mechanic domestic applianceswith self-contained electric motor	8.385	81.856	20.752	1.342.788
8509901000 Part of goods of subheading 8509.80.10	9	1.339	26	4.663
8509902000 Part of goods of subheading 8509.40.10or 8509.80.90	33.711	336.846	66.073	352.527
8510100000 Shavers, with self-contained electricmotor	15.714	18.943	36.600	127.311
8510200000 Hair clippers, with self-containedelectric motor	14	4.352	533	11.271
8510300000 Hair-removing appliances,with self-contained electric motor	16	144	542	1.824
8510900000 Parts of shavers, with self-containedelectric motor	13.128	31.295	387.889	856.929
8511101000 Sparking plugs suitable for aircraftengines	24	6.452	16.244	372.545
8511109000 Other sparking plugs	71.019	177.696	872.136	1.488.783
8511200000 Ignition magnetos, magneto-dynamos,magnetic flywheels	35.347	68.825	441.628	708.783
8511302000 Unassembled distributors/ignition coilexcluding those for aircraft engines	3.981	13.261	132.664	347.918
8511309000 Other distributors; ignition coils	124.481	267.493	1.814.805	3.948.561
8511401000 Starter motors & dual purpose starter-generators for aircraft engines	220	5.325	447.495	579.742
8511402000 Other unassembled starter motors	5.014	13.570	57.059	125.582
8511403000 Starter motors for vehicles of heading87.01 to 87.05	82.196	174.853	890.324	1.679.039
8511409000 Other starter motor	121.473	298.841	1.864.692	5.404.972
8511501000 Other generator suitable for aircraftengines	6	6	1.763	1.763
8511502000 Other unassembled alternators	375	522	10.298	21.400
8511503000 Oth alternators for vehicles of heading87.01 to 87.05	124.267	288.799	1.335.090	2.987.840
8511509000 Other generators	80.726	265.785	1.119.749	2.402.984
8511800000 Other equipment of electrical ignitionor internal combustion engines	10.902	25.023	139.674	335.069
8511900010 Parts of goods for aircraft engines	125	732	20.815	50.370
8511900091 Contact points	37.341	43.967	226.325	397.547
8511900099 Other parts of electrical ignition/internal combustion engines	240.414	513.096	2.922.357	6.984.472
8512100000 Lighting/visual signalling equipmentof a kind used on bicycles	6.914	18.444	50.489	88.821
8512201000 Lighting/visual signalling equipmentfor motor cars, assembled	282.162	479.808	3.339.738	6.552.112
8512202000 Unassembled lighting/visual signalingequipment	13.240	20.013	66.409	122.148
8512209000 Other lighting/visual signallingequipment	31.890	107.350	467.292	1.858.802
8512301000 Horns and serenes, assembled	31.686	53.470	124.255	296.535
8512302000 Unassembled sound signalling equipment	176	757	4.620	6.737
8512309000 Other sound signalling equipment :	8.250	32.369	112.817	323.515
8512400000 Windscreen wiper, defroster & demisters	48.553	77.004	269.324	629.490
8512901000 Parts of goods of subheading 8512.10	913	49.166	9.408	584.128
8512902000 Parts of goods of subheading 8512.208512.30/8512.40	114.992	227.353	1.279.579	2.978.037
8513101000 Miners helmet lamps	728	3.472	24.350	59.786
8513102000 Quarrymens lamps	9.159	9.159	13.238	13.238

**I.3. IMPOR MENURUT KOMODITI / IMPORT BY HS COMMODITY**  
**\*\*\* FEBRUARI / FEBRUARY 2009 \*\*\***

H S Uraian Komoditi Commodity Description	Berat Bersih / Net Weight (Kg)		Nilai / Value C.I.F (US\$)	
	Bulan ini Current Month	Kumulatif Cum.Jan. to date	Bulan ini Current Month	Kumulatif Cum.Jan. to date
8513109000 Other portable electric lamps	62.654	262.397	246.975	794.734
8513903000 Parts of reflectors for flashlights;plastic switch	22.827	35.969	24.813	36.068
8513909000 Oth part of portable elect lamp designed to fuct by their own source of energy	126.993	235.174	427.260	666.471
8514100000 Resistance heated furnaces and ovens	38.074	120.387	514.950	1.910.239
8514209000 Oth furnaces/oven function by induction or dielectric loss	1.225	112.815	28.840	741.506
8514302000 Oth elect furnace/oven for the manufact of PCB/printed wiring board	0	31	0	336
8514309000 Other furnaces and ovens	148.819	224.922	832.025	1.955.424
8514400000 Oth equipment for the heat treatment of materials by induction/dielectric loss	3.773	8.808	20.390	506.780
8514902000 Part of industrial/laboratory electric furnaces/oven for manufact of PCB/PWB	2.683	3.371	72.999	121.673
8514909000 Other parts of furnaces and ovens	339.789	754.791	758.282	1.619.584
8515110000 Soldering irons and guns	20.377	31.889	51.386	78.640
8515191000 Mach and app for soldering component on PCB/printed wiring boards	6.324	32.995	15.633	102.214
8515199000 Other brazing/soldering machines and apparatus	8.194	20.595	60.353	825.204
8515210000 Mach and app for resistance welding of metal fully/partly automatic	3.478	22.038	32.592	208.061
8515290000 Mach and app for resistance welding of metal non-automatic	68.743	144.032	191.435	403.708
8515310000 Mach and app for arc welding of metal fully/partly automatic	43.349	91.632	1.204.723	2.024.973
8515391000 AC arc welders, transformer type non-automatic	12.968	54.621	71.038	240.860
8515399000 Mach and app for arc welding of metal non-automatic	70.558	183.365	351.500	1.083.656
8515801000 Electric mach & app for hot spraying of metals/sintered metal	235	235	3.899	3.899
8515809000 Electric mach & app not for hot spraying of metals/sintered metal	27.231	79.734	378.432	888.718
8515901000 Parts of AC arc welder, transformer type	1.059	1.603	51.336	89.465
8515902000 Parts of mach & app for soldering component on PCB/printed wiring boards	800	5.884	42.198	81.994
8515909000 Other parts in heading 8515	119.212	198.443	1.954.327	2.723.237
8516101000 Electric instantaneous/storage water heaters	31.127	135.904	164.121	762.044
8516103000 Electric immersion water heaters	256	1.272	2.441	19.043
8516290000 Oth electric space heating app/electric soil heating apparatus	911	3.553	14.035	165.332
8516310000 Hair dryers	1.012	13.052	12.416	78.349
8516320000 Other hair-dressing apparatus	9.078	52.968	32.425	109.781
8516330000 Hand-drying apparatus	578	2.580	1.428	9.941
8516401000 Electric smoothing irons of kind designed to use steam from the indust boilers	3.185	20.344	3.866	33.858
8516409000 Other electric smoothing irons	1.277	24.927	4.695	117.079
8516500000 Microwave ovens	22.487	38.652	100.122	212.043
8516601000 Rice cookers	328.011	899.831	1.336.754	3.341.606
8516609000 Cooking plates,boiling rings,grillers &roasters	44.819	109.099	168.802	474.037
8516710000 Coffee/tea makers	5.319	17.116	69.534	136.959
8516720000 Toasters	177	8.154	471	33.037
8516791000 Kettles	1.810	16.306	8.327	66.967
8516799000 Other electro-thermic appliances	15.979	136.627	106.165	543.780
8516801000 Elect heating resistor for type-founding/type-setting mach; for indust. furnaces	38.552	39.938	437.733	496.421
8516802000 Sealed hotplates for domestic appliances	0	54	0	95
8516803000 Other electric heating resistors for domestic appliances	9.039	9.778	32.147	37.720
8516809000 Other electric heating resistors not for domestic appliances	6.228	23.766	198.253	522.538
8516902000 Parts of goods of sub 8516.33,816.50,8516.60, 8516.71/8516.79.10	203.935	559.864	393.222	1.203.684
8516903000 Parts of goods of sub 8516.10	67.116	101.715	220.759	360.961
8516909000 Other parts of goods of sub 8516	704.660	1.623.666	2.951.201	6.218.869
8517110000 Line telephone sets with cordless handsets	3.144	4.516	32.547	258.698
8517120000 Telephones for cellular networks/for other wireless networks	231.085	685.414	39.919.555	94.767.587
8517180000 Other telephone sets	55.495	176.005	1.006.344	2.408.823
8517610010 Set top boxes which have a communication functions of base station	1.217	1.617	210.414	223.503
8517610090 Other base stations	43.798	92.660	13.169.371	17.015.876
8517621000 Radio transmitters/receivers for simult.interpretaion at multilingual conference	163	178	42.935	43.535
8517622100 Control & adaptor units, incl. gateways,bridges and routers	5.116	19.232	157.487	2.220.492
8517622900 Oth unit of automatic data process mach other than those of heading 84.71	287	1.140	57.958	85.683
8517623000 Telephonic/telegraphic switching app	4.783	16.862	153.151	1.093.766
8517624100 Modems including cable modems and modem cards	53.224	81.079	3.874.506	4.923.045
8517624200 Concentrators/multiplexers	23.249	277.806	1.527.020	4.608.184
8517624990 Oth app for carrier-current line system for digital line systems	7	5.308	1.344	87.431
8517625100 Wireless lans	31	3.974	418	71.055
8517625200 Transmission/reception app for simultaneinterpretaion at multilingual conference	13	806	85.650	261.663
8517625300 Other transmission apparatus for radio-telephony/radio-telegraphy	68.692	275.910	25.602.157	56.576.115
8517625900 Transmission/reception app.for simultaneinterpretaion at multilingual conference	2.743	17.762	141.571	583.655
8517626100 Transmission apparatus for radio-telephony/radio-telegraphy	22	810	17	28.302
8517626910 Data compression tools	0	5	0	1.204
8517629000 Oth mach for the reception, conversion &transmis/regenerate of voice,images,da	287.061	462.437	11.577.868	20.595.547
8517691000 Portable receiver for call, alert/page &paging alert devices, including pagers	0	9	0	349
8517692000 Oth app. for transmission/recept voices for radio-telephony/radio-telegraphy	1.731	1.731	110.112	110.112
8517699000 Oth app. for transmission/recept voices	10.922	23.439	1.607.479	2.765.900
8517701000 Parts of control and adaptor units incl.gateways, bridges, routers	5.161	5.813	581.830	685.433
8517702100 Parts of cellular telephones	9.370	23.336	70.100	110.587
8517702900 Oth parts of transmission app, oth than radio-broadcasting/television trans app	57.409	84.442	2.203.962	3.782.560
8517703100 Other printed circuit boards, assembled for line telephony/line telegraphy	1.378	6.287	262.196	371.629
8517703200 Other printed circuit boards, assembled for radio-telephony/radio-telegraphy	339	958	8.018	48.206
8517703900 Other printed circuit boards, assembled for other	217.624	541.032	4.012.759	11.818.665



**I.3. IMPOR MENURUT KOMODITI / IMPORT BY HS COMMODITY**  
**\*\*\* FEBRUARI / FEBRUARY 2009 \*\*\***

H S Uraian Komoditi Commodity Description	Berat Bersih / Net Weight (Kg)		Nilai / Value C.I.F (US\$)	
	Bulan ini Current Month	Kumulatif Cum.Jan. to date	Bulan ini Current Month	Kumulatif Cum.Jan. to date
8517704000 Antennae of a kind used with apparatusfor radio-telephony/radio-telegraphy	121.091	272.938	2.785.974	7.630.629
8517709100 Oth parts for line telephonyor line telegraphy	9.981	10.036	292.669	298.857
8517709200 Other parts for radio-telephonyor radio-telegraphy	0	14.418	0	468.950
8517709900 Other parts in subheading 85.17.70	267.362	2.169.272	27.229.071	69.331.591
8518101100 Microphones having a frequency rangeof 300 hz to 3.4 khz	109	19.353	5.501	43.199
8518101900 Oth microphones,whether/not withtheir stands	14.562	42.803	67.049	279.592
8518109000 Other microphones	49.784	99.293	413.222	986.892
8518210000 Single loudspeakers, mounted in theirenclosures	298.375	743.141	1.080.191	2.533.667
8518220000 Multiple loudspeaker,mounted inthe same enclosures	25.401	210.210	162.164	963.498
8518291000 Box assembly speakers	3.560	5.941	73.133	89.254
8518292000 Loudspeakers,without housing, havinga freq 300 hz to 3.4 khz	74	12.814	476	23.410
8518299000 Other loudspeakers	207.288	532.208	2.659.335	4.382.596
8518301000 Headphones	26.128	42.998	102.866	201.752
8518302000 Earphones	36.198	72.797	215.793	373.297
8518303100 Handsets for telephonic apparatus	91	876	1.402	48.736
8518303900 Other headphones and earphones,combined microphone/speaker sets	2.269	2.728	41.540	43.062
8518309000 Sets consisting of a microphone and oneor more loudspeakers	15.267	21.988	93.556	276.174
8518401000 Audio-frequency electric amplifiers,having 6/more inputs signal lines	1.399	1.650	30.434	37.943
8518402000 Audio-frequency electric amplifier usedas repeaters in line telephony	122	122	447	447
8518403000 Audio-frequency electric amplifier usedas repeater in telephony not line tlpny	27	35	1.165	1.731
8518409000 Other amplifier listrik audio-frekuensi	21.457	133.238	159.802	551.834
8518500000 Other electric sound amplifier sets	37.138	159.260	178.582	524.087
8518901000 Parts of subhead 8518.10.11,8518.29.208518.30.40, 8518.40.20,inc print circuit	149.849	362.543	900.423	2.604.985
8518902000 Parts of goods of subheadings 8518.40.10	1	1.665	22	52.822
8518909000 Parts of goods of subheadings 8518.50.108518.50.20	495.226	958.881	1.658.801	2.982.131
8519200000 App operated by coins, banknotes, bankcard, token/by other mean of payment	99	99	1.445	1.445
8519300000 Turntables (record-decks)	99	150	890	1.020
8519811000 Pocket size cassette recorders, thedimensions of which < 170 x 100 x 45 mm3	1	5	1	7
8519812000 Cassette recorders,with amplifiers/loud-speakers, operate with ext. source-power	0	335	0	60.853
8519813000 Compact disc players	1.576	9.835	13.001	39.620
8519816000 Magnetic tape recorder incorp soundreproducing app, digital audio type	5.898	11.123	35.300	130.762
8519817000 Other sound reproducing app, cassettetype	16.533	30.151	25.838	67.881
8519819000 Other apparatus using magnetic, opticalor semi-conductor	3.392	17.173	123.930	225.848
8519892000 Record-players with/without loudspeakers	0	14	0	105
8519899000 Other apparatus not using magnetic,optical/semiconductor	56.726	98.265	211.427	405.296
8521100000 Magnetic tape-type of video recording/reproducing apparatus with video tuner	42	105	1.083	36.721
8521901100 Laser disc player for used in cinemato-graphy, television/broadcasting	7	57	109	1.623
8521901900 Other laser disc players	8.989	17.943	76.312	152.022
8521909100 Oth video recording for used in cinematography, television/broadcasting	27.956	67.683	175.787	335.516
8521909900 Oth video recording/reproducing app,whether/not incorp. a video tuner.	172.305	435.062	4.496.469	8.762.019
8522100010 Pick-up cartridges for special used incinematography, television/broadcasting	43	25.691	1.358	356.743
8522100090 Other pick-up cartridges	667	21.872	15.460	307.409
8522901000 PCB assemblies for TV, broadcastingcinematograph sound recorder/reproducer	34.771	155.245	473.193	1.012.897
8522902000 Printed circuit boards assemblies fortelephone answering machines	0	21	0	129
8522904000 Audio/video tapedecks and compact discmechanisms	6.897	13.314	120.943	230.377
8522905000 Audio/video reproduction heads, magneticitype, magnetic erasing heads and rod:	270	1.172	4.735	22.710
8522909100 Oth parts, accessories of cinematographysound recorders/reproducers	35.608	46.624	4.368.436	4.809.183
8522909200 Other parts of telephone answeringmachines	893	893	69.864	69.864
8522909300 Other parts and accessories for goods ofsubheading 8519.81/heading 85.21	59.753	164.907	2.764.543	7.879.721
8522909900 Other parts and accessories for goods ofsubheading 85.19 other than 85.19.81	225.079	523.408	11.536.544	28.869.163
8523211000 Cards incorporating a magnetic stripeunrecorded	5.494	7.970	400.642	422.179
8523212000 Cards incorporating a magnetic stripe-recorded	25	239	1.044	2.047
8523291100 Magnetic tapes, of a width < 4mm forcomputer tapes, unrecorded	12	241	364	33.675
8523291200 Magnetic tapes, of a width < 4mm forvideo tapes, recorded	436	436	2.139	2.139
8523291910 Other magnetic tapes, of a width < 4mmunrecorded	12.249	16.745	47.686	70.879
8523291990 Other magnetic tapes, of a width < 4mmrecorded	5	5	15	15
8523292100 Magnetic tapes, of a width >= 4mm, and< 6.5 mm for computer tapes, unrecorde	2.284	2.284	4.135	4.135
8523292200 Magnetic tapes, of a width >= 4mm, and< 6.5 mm for computer tapes, recorded	6.279	7.349	16.791	19.354
8523292910 Other magnetic tapes, of a width >= 4mm,and < 6.5 mm, unrecorded	3.462	9.646	16.232	89.655
8523293100 Magnetic tapes, of a width >=6.5 mm forcomputer tape,in pancake/jumbo,unrecc	180	562	19.972	47.917
8523293200 Magnetic tapes, of a width >=6.5 mm forother computer tapes, unrecorded	139	145	15.330	15.881
8523293910 Oth magnetic tapes, of a width >=6.5 mm,unrecorded	69.911	166.732	262.632	651.672
8523293990 Oth magnetic tapes, of a width >=6.5 mm,recorded	0	3	0	13
8523294100 Magnetic discs for reproducingphenomena other than sound/image	1	7	7.000	7.497
8523294200 Magnetic discs for reproducing representof instruction, data, sound, image	2.367	5.257	38.771	81.588
8523294300 Other magnetic discs, unrecorded	16.443	16.446	62.640	63.600
8523294400 Other magnetic discs, recorded	0	1	0	350
8523299100 Magnetic media for computer use, unrecorded	39.050	92.637	86.033	200.404
8523299300 Magnetic media for reproducing representof instruction, data, sound, image	963	5.726	17.666	63.032
8523299900 Other magnetic discs	16.438	38.682	109.219	306.665
8523401100 Discs for laser reading systems forcomputer use, unrecorded	6.324	6.338	299.977	316.172
8523401200 Discs for laser reading systems forreproducing phenomena not sound/image	2.446	5.847	18.094	46.168
8523401300 Discs for laser reading systems forreproducing sound only	3	5	1.440	2.080

**I.3. IMPOR MENURUT KOMODITI / IMPORT BY HS COMMODITY**  
**\*\*\* FEBRUARI / FEBRUARY 2009 \*\*\***

H S Uraian Komoditi Commodity Description	Berat Bersih / Net Weight (Kg)		Nilai / Value C.I.F (US\$)	
	Bulan ini Current Month	Kumulatif Cum.Jan. to date	Bulan ini Current Month	Kumulatif Cum.Jan. to date
8523401400 Discs for laser reading system for reprorepresent of instruct,data,sound,image	9.635	11.387	2.455.331	3.229.166
8523401900 Other discs for laser reading systems	38	3.248	1.118	119.778
8523409100 Optical media for computer use,unrecorded	2.585	16.175	27.686	77.687
8523409200 Optical media for reproducingphenomena not sound/image	0	27	0	153
8523409400 Optical media for reproducing, representof instruction, data, sound, image	644	1.585	1.177.487	2.015.939
8523409910 Other optical media, unrecorded	685	1.036	2.460	102.300
8523409990 Other optical media, recorded	1.395	2.549	244.297	988.533
8523511000 Solid-state non-volatile storage devicesuitable for computer use, unrecorded	0	16	0	772
8523513000 Solid-state non-volatile storage devicesrepresent. of instruct,data,sound,images	129	129	41.663	41.663
8523519010 Solid-state non-volatile storage devicesunrecorde	0	4.547	0	8.091
8523519090 Solid-state non-volatile storage devicesrecorded	41	48	2.077	2.192
8523520000 Smart cards	102.143	153.982	18.441.762	22.599.998
8523591000 Proximity cards and tags	178	232	5.350	5.687
8523592000 Other semiconductor media, suitablefor computer use, unrecorded	696	696	140.381	140.381
8523594000 Oth semiconductor media, suitable repro,represent of instruct,data,sound,image	3.004	3.004	150.500	150.500
8523599090 Other semiconductor media, recorded	1	6.683	124	130.330
8523801000 Oth disc,tapes, solid-state non-volatilestorage for computer use, unrecorded	292	682	333.979	555.680
8523803000 Oth disc,tape,solid-state non-vitl forrepro,represent of instruct,data,sound	54.625	115.667	191.876	421.396
8523809090 Oth discs,tapes,solid-state non-volatilestorage recorded	16.141	16.572	382.730	389.804
8525500010 Transmission apparatus forradio-broadcasting	59	132	3.828	79.384
8525500020 Transmission apparatus for television	2.604	3.499	232.815	253.063
8525500090 Other transmission apparatus for other	717	2.205	53.969	631.368
8525600000 Transmission apparatus incorporatingreception apparatus	931	1.347	130.841	221.783
8525801000 Web cameras	7.264	18.187	64.551	192.166
8525802011 Digital still image video cameras	4.950	10.731	84.605	234.938
8525802019 Other digital camera	60.730	112.129	7.651.449	7.950.573
8525802020 Video camera recorders	6.282	22.426	20.001	200.659
8525809000 Television camera	12.414	28.757	72.984	7.115.340
8526101000 Radar app, ground base,/of a kind forincorp in civil aircraft/seagoing vessel	2.585	16.885	88.264	3.392.570
8526109000 Other radar apparatus	4.739	6.064	346.287	383.206
8526911000 Radio navigational aid app, for incorpin civil aircraft/seagoing vessel	6.697	12.803	154.175	255.325
8526919000 Other radio navigational aid apparatus	189.916	427.223	1.446.477	3.327.817
8526920000 Radio remote control apparatus	30.998	97.699	408.609	1.470.093
8527120000 Pocket-size radio cassette-players	8.601	11.847	7.575	19.381
8527131000 Oth app combined with sound, recordingor reproducing apparatus, portable	20.076	101.952	48.491	243.705
8527139000 Oth app combined with sound, recordingor reproducing apparatus, not portable	14	390	1.511	19.711
8527191900 Reception app capable of plan, manage,monitor electromagnet spect not portabl	17.537	18.496	26.859	41.528
8527199900 Oth radio-broadcast receiver can operatewithout ext source of power,not portabl	2.101	2.126	50.667	51.629
8527210000 Radio-broadcast receiver,use ext sourcepower combined with sound record app	20.072	44.143	756.200	1.178.252
8527290000 Radio-broadcast receivers,not capable ofoperate without extern source of power	12.617	25.202	574.644	1.113.842
8527919000 Oth recept app for radio-broadcast,combi-ned with sound record app. not portabl	15.346	51.983	150.784	414.541
8527921000 Oth recept app for radio-broadcast, notcombined with sound record app. portabl	0	2.662	0	30.524
8527929000 Oth recept app for radio-broadcast, notcombi with sound record app not portabl	346	21.318	13.159	254.880
8527991000 Other reception app for radio-broadcast,portable	2	12.168	10	32.497
8528411000 Colors cathode-ray tube monitor forused in auto data proc. system, hd 84.71	960.994	1.998.482	678.780	1.583.282
8528412000 B/w of cathode-ray tube monitor forused in auto data proc. system, hd 84.71	248	10.131	16.154	27.546
8528491000 Oth color cathode-ray tube monitor usedin auto data process system head. 84.7	2.842	7.465	248.135	475.574
8528492000 Oth b/w/monch color cathode-ray tubemonitor in auto data proc system,hd 8471	45	45	1.820	1.820
8528511000 Projection type flat panel display unitfor auto data process system hd 84.71	17.040	80.835	437.601	729.623
8528512000 Oth color monitor use in an auto dataprocess system head. 84.71	345.398	766.148	1.633.707	3.948.841
8528513000 Other b/w/monochrome monitor used inautomatic data process system hd 84.71	74	508	16.850	25.796
8528591000 Oth colors monitors use in an auto data	3.926	29.852	89.858	229.153
8528592000 Other b/w/monochrome monitors	34	464	5.738	10.352
8528619000 Oth projector for used in an automaticdata process system head. 84.71	144	340	27.180	29.406
8528690000 Other projectors	6.070	13.983	161.077	187.830
8528711000 Recept app for TV, not design to incorpvideo display,with communication funct	3.506	3.515	54.475	57.801
8528719000 Other recept. app for TV, not design toincorporation a video display	7.557	21.324	172.842	488.575
8528721000 Other color receivers, battery operated	2	2	16	16
8528729000 Other color receivers, not batteryoperated	109.689	663.936	2.304.356	14.044.766
8528739000 Other b/w receiver, not battery operated	29.179	30.272	60.839	63.020
8529102000 Parabolic aerial reflector dishes fordirect broadcast,multi-media system&part	85.927	386.920	1.084.140	2.661.237
8529103000 Telescopic, rabbit & dipole antennae fortelevision/radio receivers	16.722	31.618	40.002	84.484
8529104000 Aerial filters and separators	582	25.024	15.626	245.322
8529106000 Feed horn (wave guide)	11.957	29.399	291.943	529.827
8529109200 Other aerial/reflector with transmtionapparatus for radio-broadcasting/tv	4.206	34.460	42.281	162.015
8529109900 Aerials&reflect.s of all kinds not forradio-telephony/radio-telegraphy	41.249	131.024	989.873	1.959.657
8529902000 Parts of decoders suitable for use withthe app of headings 85.25 to 85.28.	9.839	76.886	342.471	1.757.062
8529904000 Parts of digital cameras/video camerarecorders with app of hd 85.25 to 85.28	392.716	398.074	53.578.013	54.327.079
8529905100 Other PCB, assembled for goods ofsubheading 8525.50/8525.60	7.570	15.462	42.822	85.654
8529905200 Other PCB, assembled for goods of subhd8527.(13;19;21,29, 91 atau.99)	93.024	187.382	417.170	737.054
8529905300 Other PCB, assembled for flat paneldisplay of heading 85.28	10.086	19.419	346.880	620.162
8529905400 Other PCB, assembled for TV receiversof heading 85.28	38.323	84.000	186.536	395.184
8529905900 Other PCB	137.490	335.113	2.528.295	6.130.796

**I.3. IMPOR MENURUT KOMODITI / IMPORT BY HS COMMODITY**  
**\*\*\* FEBRUARI / FEBRUARY 2009 \*\*\***

H S Uraian Komoditi Commodity Description	Berat Bersih / Net Weight (Kg)		Nilai / Value C.I.F (US\$)	
	Bulan ini	Kumulatif	Bulan ini	Kumulatif
	Current Month	Cum.Jan. to date	Current Month	Cum.Jan. to date
8529909100 Parts of TV receivers suitable for with the apparatus of hd 85.25 to 85.28	1.720.365	3.192.930	13.162.503	31.090.498
8529909400 Parts of flat panel display for use with the apparatus of hd 85.25 to 85.28	1.627	2.151	32.547	244.409
8529909900 Other parts suitable for use with the apparatus of hd 85.25 to 85.28	243.539	535.889	4.746.172	10.666.149
8530100000 Elect. signall, safety/traffic control equip for railways/tramways	1.225	1.743	201.493	214.030
8530800000 Elect. signall, safety/traffic control equip for road,inland waterway,park fasc	72.869	75.497	574.678	596.603
8530900000 Part of electrical signall, safety/traffic control equipment	2.963	4.616	26.232	112.664
8531101000 Burglar alarms	7.934	10.468	29.717	61.624
8531102000 Fire alarms	775	4.289	96.023	256.049
8531103000 Smoke alarms	5.554	22.657	141.356	195.069
8531109000 Other alarms and similar apparatus	23.874	42.453	839.284	1.247.586
8531200000 Indicator panel incorp liquid crystal devices (lcd)/light emitting diode (led)	67.398	116.609	4.079.887	8.425.204
8531801100 Door bells, buzzers and dings	1.014	8.075	5.193	75.096
8531801900 Other electric bells	1.260	6.160	67.898	159.498
8531802000 Flat panel displays(including electroluminescence, plasma and other technolog	88	448	3.580	7.105
8531809010 Telegraphic apparatus for ships engine rooms	152	782	1.026	84.916
8531809090 Other electric sound/visual signaling apparatus	6.541	16.509	185.518	346.707
8531901000 Parts incl, printed circuit assemblies of sub heading 8531.20/8531.80.20	2.065	2.345	48.044	58.539
8531909000 Other parts of electric sound/visual signaling apparatus	9.708	22.454	266.043	999.473
8532100000 Fixed capacitor design for use in 50/60hz circuit, reactive power >0.5 kvar	78.100	150.687	2.962.117	5.327.565
8532210000 Tantalum fixed capacitors	1.168	2.235	105.301	182.407
8532220000 Aluminium electrolytic fixed capacitors	71.860	158.586	2.299.044	4.784.503
8532230000 Ceramic dielectric, single layer of fixed capacitor	5.016	14.018	814.758	1.198.085
8532240000 Ceramic dielectric, multilayer	13.900	27.605	905.483	1.840.867
8532250000 Dielectric of paper/plastics of fixed capacitor	17.634	47.949	188.886	437.885
8532290000 Other fixed capacitors	68.933	171.374	1.165.689	2.707.964
8532300000 Variable/adjustable(pre-set) capacitors	89.474	141.144	1.789.059	3.459.424
8532900000 Parts of other fixed capacitors	90.784	219.976	3.945.338	9.408.488
8533101000 Fixed carbon resistors, composition/film types surface mounted	10.634	28.395	478.202	1.203.486
8533109000 Fixed carbon resistors, composition/film types not surface mounted	43.003	59.080	2.348.994	3.121.404
8533210000 Oth fixed resistors for a power handling capacity <= 20w	9.986	22.708	1.094.408	2.059.693
8533290000 Oth fixed resistors for a power handling capacity > 20w	22.745	43.879	684.815	2.077.765
8533310000 Wirewound variable resistors, rheostats, for a power handling capacity <= 20w	166	504	2.961	3.783
8533390000 Wirewound variable resistors, rheostats, for a power handling capacity > 20w	2.452	7.494	62.645	561.445
8533400000 Other variable resistors, including rheostats and potentiometers	5.614	19.052	92.306	284.590
8533900000 Parts of electrical resistors	19.936	75.415	460.052	1.411.239
8534001000 Printed circuits, single-sided	54.190	106.639	1.359.996	2.696.677
8534002000 Printed circuits, double-sided	2.890	17.728	137.440	367.607
8534003000 Printed circuits, multi-layer	24.555	85.082	833.181	2.465.921
8534009000 Oth printed circuits	187.526	445.275	6.450.398	15.456.801
8535100000 Fuses for voltage >1000volts	3.475	23.452	77.654	177.121
8535211000 Automatic circuit breakers for a volt < 72.5 kv, moulded case type	6.333	7.722	132.848	149.455
8535219000 Automatic circuit breakers for a volt < 72.5 kv, other than moulded case type	35.015	100.648	764.747	2.445.317
8535290000 Automatic circuit breakers for a volt >= 72.5 kv, moulded case type	14.309	19.117	887.972	1.353.688
8535301000 Isolating switches, make-&-break switches suitable for a volt > 1 kv & < 40 kv	4.271	22.439	35.003	112.716
8535302000 Isolating switches, make-&-break switch for voltage >= 66 kv	1.418	1.788	5.449	10.506
8535309000 Isolating switches, make-&-break switch for voltage >= 40 kv and < 66 kv	74.563	125.038	1.299.669	2.753.297
8535400000 Lightning arresters, voltage limiters and surge suppressors	40.839	113.559	754.728	2.820.688
8535901000 Bushing and tap changer assemblies for electricity distrib/power transformers	36.264	86.641	767.464	1.761.767
8535909000 Oth elect app. for switch/prot. elect circuits, for make connect elect circuits	718.132	1.015.232	4.785.706	7.631.745
8536101000 Thermal fuses; glass type fuses for voltage <= 1000volts	10.167	33.671	243.990	536.413
8536109000 Other fuses for voltage <= 1000 volts	36.418	185.133	486.992	981.622
8536201000 Automatic circuit breakers moulded case type for voltage <=1000volts	4.654	8.969	95.207	208.495
8536202000 Auto-circuit breaker for incorp into elec-thermic for voltage <=1000volts	89	1.571	1.946	8.725
8536209000 Other automatic circuit breakers for voltage <=1000volts	86.932	119.420	1.507.442	2.147.709
8536300000 Oth apparatus for protecting electrical circuits	164.356	336.618	1.200.710	3.823.989
8536410000 Relay for a voltage <= 60 volts circuits	32.267	62.748	1.476.457	2.175.971
8536490000 Relay for a voltage > 60 volts and <= 1000 volts	75.601	146.287	2.080.341	3.196.749
8536502000 Over current, residual current automatic switches for voltage <= 1000 volts	9.100	14.798	166.791	290.948
8536503100 High inrush switch, commutator for stoveranges, microphone switch, domestic us	1.944	5.179	6.209	35.275
8536503900 High inrush switch, commutator for stoverange, microphone switch, not domestic u	43.820	107.071	490.989	1.145.569
8536504000 Miniature switches for rice cooker/oven toasters	1	1	2	2
8536505000 Electronic AC switch consist of optical couple input, output circuits, elect switc	3.492	20.185	126.477	429.626
8536506100 Make, break switches for domestic use with rated current carry cap < 16 amps	153	1.300	627	7.210
8536506900 Make, break switch not for domestic use with rated current carry cap < 16 amps	2.205	13.514	51.730	123.585
8536509100 Starters for elect motor, fuses, switch, fuse, suitable for use in electric fans	10.451	225.591	726.292	2.206.256
8536509910 Smoke switches	371	1.635	35.731	58.952
8536509990 Oth electronic AC switches for voltage < 1000 v & ac current <= 11 amps	259.133	465.403	2.842.614	5.789.495
8536611000 Lamp-holders of a kind for compact lamp or halogen lamps	5.941	9.627	24.869	46.687
8536619000 Lamp-holders oth than compact lamps/halogen lamps	66.797	225.811	199.788	526.028
8536691100 Telephone plugs for domestic use, rate current carrying capacity < 16 amps	7.333	13.121	38.008	210.401
8536691900 Telephone plugs not for domestic use, rate current carrying capacity < 16 amps	39.376	75.788	210.294	538.998
8536692100 Av sockets, cathode ray tube sockets for tv, radio receive, cap < 16amp, domestic us	3.340	3.340	595	595
8536692900 Av sockets, cathode ray tube sockets for tv, radio recv, cap < 16amp, not domestic u	11.451	26.836	44.610	144.692

**I.3. IMPOR MENURUT KOMODITI / IMPORT BY HS COMMODITY**  
**\*\*\* FEBRUARI / FEBRUARY 2009 \*\*\***

H S Uraian Komoditi Commodity Description	Berat Bersih / Net Weight (Kg)		Nilai / Value C.I.F (US\$)	
	Bulan ini Current Month	Kumulatif Cum.Jan. to date	Bulan ini Current Month	Kumulatif Cum.Jan. to date
8536693100 Sockets,plug for co-axial cable,printedcircits, domestic use, radio equip,<16amps	484	3.354	10.793	54.999
8536693900 Sockets,plug for co-axial cable,printedcircits,not domestic use,radio equip,<16amp	59.926	93.314	4.603.116	6.308.720
8536699100 Other plug and sockets, domestic use,radio equip., acapacity < 16 amps	3.344	10.013	83.468	234.069
8536699900 Other plug & sockets, not domestic use,radio equip., acapacity < 16 amps	37.569	72.392	503.511	992.058
8536700000 Connectors for optical fibres, opticalfibres bundles/cables	16.839	31.086	183.414	501.685
8536901100 Connection, contact elements for wiresand cables; wafer probers	22.971	128.138	490.388	2.174.425
8536901900 Other connection, contact elements forwires and cables; wafer probers	44.712	96.149	501.479	6.721.877
8536902100 Junction boxes for domestic use, cap. <16 amps, for use elect fan/radio	5.255	30.298	90.902	582.117
8536902900 Junction boxes not for domestic use, cap. <16 amps, for use elect fan/radio	52.619	258.237	1.293.846	4.818.692
8536903100 Cable connectors consist of a jack plug,domestic use,<16amp, for elect fan/radic	28.739	50.987	417.592	1.069.014
8536903900 Cable connectors consist of a jack plug,not domestic,<16amp, for elect fan/radio	138.857	364.575	3.376.136	7.844.432
8536909100 Oth cable connect consist of jack plug, cap. <16 amps, for use elect fan/radio	13.089	125.835	286.189	1.466.578
8536909910 Connector & socket cable for ic,printedcircuit	54.747	184.832	1.381.807	4.547.922
8536909990 Other connector and socket cable	309.937	977.336	3.593.307	8.926.056
8537101000 Switchboards&control panels for voltage<= 1000 volt	83.836	160.931	1.688.327	3.208.323
8537102000 Distribution boards for use with goodsof hd.84.71,85.17,85.25 < 1000 volt	1.460	5.028	40.654	117.154
8537103000 Programmable logic controllers for auto-mach for trans. for voltage <=1000volt	254	8.638	1.606	278.148
8537109000 Oth board for elect control for voltage<= 1000volt	771.238	999.043	6.361.035	10.723.513
8537201100 Switchboards incorp. elect instrum forbreak, connect/protect elect circit>66 kv	231.116	292.972	26.893.030	27.260.230
8537201900 Switchboards incorp. elect instrum forbreak,connect/protec e-circit<1000v&>66kv	58.313	173.010	1.197.911	1.480.678
8537202100 Control panel incorp. elect instrum forbreak,connect/protect e-circuit > 66 kv	27.427	36.010	780.222	820.771
8537202900 Other control panels for a voltage>1,000 volts	233.279	392.551	1.831.637	8.042.139
8537209000 Oth board for electric control fora voltage > 1000 volt	1.004.727	1.648.466	7.211.552	14.319.379
8538101100 Parts of programmable logic controllersfor auto mach for trans. for <=1000v	1.379	4.091	107.081	341.626
8538101200 Board,panel,console,desk,cabinets ofuse in radio equipment, voltage <= 1000v	1	2	19	36
8538101900 Oth board,panel,console,desk,cabinets ofused in radio equipment, voltage<=100	56.501	113.957	568.186	1.167.552
8538102100 Parts of programmable logic control forauto-mach for trans. for voltage >1000 v	688	1.828	38.529	74.315
8538102900 Board,panel,console,desk,cabinets ofused in radio equip, voltage>1000 v	32.559	143.632	993.461	3.100.398
8538901100 Oth board,panel,console,desk,cabinetsconnect for wires, wafer prober<=1000 v	20.889	37.914	417.594	935.384
8538901200 Parts of goods of subhd 8536.50.50,8536.69.30,8536.90.10 for voltage<=1000v	14.488	26.209	138.620	317.871
8538901900 Other parts of boards,panels consoles,for voltage <=1000 volt	36.184	64.246	486.988	972.711
8538902100 Parts/printed circuit ass. of telephoneplug connec for wires,wafer prober>1000v	4.513	15.631	57.511	209.913
8538902900 Other parts of boards,panels consoles,for voltage > 1000 volt	205.458	537.227	8.387.000	19.252.028
8539101000 Sealed beam lamp units for motorvehicles of chapter 87	18.230	33.682	128.073	303.083
8539109000 Other sealed beam lamp units	22.600	35.454	72.473	144.444
8539212000 Tungsten halogen for used in medicalequipment	2	46	552	647
8539213000 Tungsten halogen for used for vehicles	17.179	27.985	254.407	564.534
8539214000 Other reflector lamp bulbs of tungstenhalogen	390	1.343	7.268	12.863
8539219000 Oth tungsten halogen	9.399	40.661	143.087	381.307
8539222000 Other filament lamps, infra red, power<200 & voltage>100v in medical equip	0	33	0	3.079
8539223000 Other reflector lamp bulbs of a power<=200w & for voltage > 100 volt	150	436	1.912	6.739
8539229000 Other filament lamps, infra red, power<=200 w& voltage>100v	1.069	4.772	16.515	50.155
8539291000 Other filament lamps, excluding uvor infra-red lamps, in medical equipment	13	25	344	635
8539292000 Other filament lamps, excluding uvor infra-red lamps, for motor vehicles	44.879	132.292	569.937	1.820.440
8539293000 Other reflector lamp bulbs	6.671	11.634	84.434	173.950
8539294000 Flashlight bulbs; miniature indicatorbulbs, rated up to 2.25 v	255	1.302	585	5.729
8539295000 Other filament lamps, capacity > 200w &<=300w, voltage>100volts	4.291	4.317	15.859	16.635
8539296000 Other filament lamps, capacity < 200w &<=300w, voltage <= 100volts	413	657	11.766	18.847
8539299000 Other filament lamps, excl ultra-violetor infra-red lamps	53.555	113.337	366.276	738.384
8539311000 Tubes for compact fluorescent lamps	21.528	95.709	738.175	1.367.030
8539319010 Tube lamps	75.281	108.261	372.493	607.367
8539319020 Compact fluorescent lamps	45.963	57.123	450.745	616.610
8539319090 Other fluorescent, hot cathode	529.338	2.131.419	3.549.245	14.702.821
8539320000 Mercury/sodium vapour lamps; metalhalide lamps	27.545	42.187	520.241	813.585
8539391000 Tubes for compact fluorescent lamps,cold cathode types	20.017	39.641	44.892	75.957
8539392000 Discharge lamps for decorative andpublicity purposes	0	83	0	223
8539393000 Other fluorescent cold cathode types	763	1.403	5.430	17.514
8539394000 Electric lamps for mtr vehicle/cycles	24.282	28.637	178.452	205.259
8539399000 Discharge lamps, other than uv lamps	14.874	34.721	95.709	183.739
8539410000 Arc lamps	35	243	63.081	65.873
8539490000 Ultra-violet/infra-red lamps	8.609	25.455	58.421	144.934
8539901000 Part of alumi end caps for fluorescentlamps alum. screw caps for incand lamps	171.081	372.445	2.268.880	4.335.616
8539902000 Oth parts,for lamps of vehicles of allkinds	3.930	11.097	25.164	54.893
8539909000 Oth part of elect filament/dischargelamps including sealed beam lamp unit	211.336	431.710	3.074.622	5.219.373
8540110000 Color cathode-ray television picturetube incl video monitor cathode-ray tube	1.996.167	3.789.761	4.993.680	8.758.772
8540120000 B/w cathode-ray TV picture tubes,incl video monitor cathode-ray tubes	41	203.257	85	140.229
8540200000 Tv camera tubes; image converters andintensifiers; other photo-cathode tubes	0	28	0	262
8540401000 Data/graphic display tubes color foruse with articles of heading 85.25	9	1.402	3.363	246.530
8540409000 Data/graphic display tube color not foruse with articles of heading 85.25	18	18	593	593
8540500000 Data/graphic display tubes, black andwhite/other monochrome	23	2.356	928	18.469
8540600000 Other cathode-ray tubes	51	320	242	11.087
8540710000 Magnetrons of microwave tubes	19	120	429	26.526
8540720000 Klystrons of microwave tubes	0	3	0	40

**I.3. IMPOR MENURUT KOMODITI / IMPORT BY HS COMMODITY**  
**\*\*\* FEBRUARI / FEBRUARY 2009 \*\*\***

H S Uraian Komoditi Commodity Description	Berat Bersih / Net Weight (Kg)		Nilai / Value C.I.F (US\$)	
	Bulan ini Current Month	Kumulatif Cum. Jan. to date	Bulan ini Current Month	Kumulatif Cum. Jan. to date
8540790000 Travelling wave tube, carciotrons exclgrid-controlled tubes of microwave tubes	55	397	4.883	5.788
8540810000 Receiver/amplifier valves and tubes	117	1.375	94.503	297.803
8540890000 Other valves and tubes	233	768	59.661	88.697
8540910000 Parts of cathode-ray tubes	11.980	21.668	303.570	507.239
8540991000 Parts of microwave tubes	1	1	4	4
8540999000 Other parts of thermionic, cold cathodeor photo cathode valves and tubes	227	559	3.900	53.440
8541100000 Diodes, other than photosensitive/lightemitting diodes	133.993	321.237	6.512.581	14.244.041
8541210000 Transistor with a dissipation rateof < 1 w	3.815	10.898	240.826	676.635
8541290000 Transistor with a dissipation rateof >= 1 w	41.862	100.517	2.986.642	5.123.121
8541300000 Thyristors,diacs and triacs, other thanphotosesintive devices	2.207	5.673	340.358	958.860
8541401000 Light emitting diodes	10.102	23.969	609.504	1.273.508
8541402000 Photocells, including photodiodes/photo-transistors	2.131	9.942	102.229	1.194.868
8541409000 Oth photosensitive semiconductor device,including photovoltaic cells	12.442	39.832	1.812.808	4.981.862
8541500000 Other semiconductor devices	21.595	44.869	562.624	1.688.347
8541600000 Mounted piezo-electric crystals	3.644	20.051	368.048	964.483
8541900000 Parts of diodes,transistors & simillarsemiconductor devices	25.546	32.844	1.359.664	1.870.494
8542310000 Processors,controller, converter, logiccircuit, amplifier, clock timing circuit	71.151	144.580	6.120.070	16.060.443
8542320000 Memories of elect integrated circuits	12.761	32.452	564.210	1.518.338
8542330000 Amplifiers of elect integrated circuits	3.673	15.647	58.875	213.555
8542390000 Other electronic integrated circuits	99.415	215.280	29.368.846	59.886.129
8542900000 Parts of electronic integrated circuits	91.130	183.263	23.159.247	41.505.720
8543100000 Particle accelerators	67	1.836	943	13.877
8543200000 Signal generators	1.590	17.273	38.277	111.113
8543302000 Wet processing equip. for the applic.by immersion of chemical/elec.chemical	0	195	0	10.883
8543309000 Oth machines & app for electroplating,electrolysis/electrophoresis	27.250	110.110	1.556.039	4.625.816
8543701000 Electric fence energisers	8	57	432	32.634
8543702000 Remote control apparatus, other thanradio remote control apparatus	68.998	110.361	332.855	535.624
8543703000 Electrical machines with translationor dictionary functions	1.283	4.928	179.724	464.367
8543704000 Equip for the removal of dust particlesor elimination of electrostatic charge	406	863	33.178	40.524
8543705000 Integrated receiver/decoder ird fordirect broadcast multimedia systems	87.463	186.405	1.888.341	3.223.342
8543709010 Electrical mine detonators	364	4.863	30.882	85.715
8543709090 Other electrical detonators	59.475	228.773	473.020	1.583.334
8543901000 Parts of goods of subheading 8543.10/8543.20	12.759	14.514	57.757	124.992
8543902000 Parts of goods of subheading 8543.30.20	7.008	19.461	10.351	40.685
8543903000 Parts of goods of subheading 8543.70.30	8.967	34.674	59.316	285.091
8543904000 Parts of goods of subheading 8543.70.40	36	36	2.914	2.914
8543905000 Parts of goods of subheading 8543.70.50	8	213	53	1.051
8543909000 Other parts of goods of heading 8543	62.948	131.491	871.872	1.592.899
8544110010 Winding wire of copper, laquered/enamelled	106.500	444.462	935.788	4.288.696
8544110020 Winding wire of copper, cover with papertextile material/PVC	73.858	214.964	678.821	1.421.128
8544110030 Winding wire of copper, laquer/enamelled& cover with paper, textile material/PVC	68.559	140.561	334.808	693.921
8544110040 Winding wire of copper, rect cross-sect.and without connectors	65.137	118.092	523.688	972.080
8544110090 Other winding wire of copper	386.934	789.714	3.090.008	5.470.396
8544191000 Winding wire not of copper, laquered/enamelled	717	3.152	9.161	32.839
8544192000 Winding wire not of copperof manganese resistance wire	6.406	46.308	16.250	2.361.798
8544199000 Other winding wire not of copper	677.130	1.100.757	3.624.691	5.814.666
8544201000 Insulated cables fitted with connectors,for a voltage <=66.000volts	229.300	441.603	992.090	2.575.239
8544202000 Insulated cable not fitted withconnector for a voltage <=66.000volts	465.885	919.601	3.294.108	5.707.300
8544203000 Insulated cables fitted with connectorsfor a voltage >66.000volts	981	6.696	20.458	81.441
8544204000 Insulated cables not fitted withconnectors for a voltage >66.000volts	3.268	24.327	38.424	460.770
8544301000 Wiring harnesses for motor vehicles	47.360	96.274	721.972	1.476.484
8544309000 Oth ignition wiring sets,oth wiring setfor used in vehicles, aircraft/ships	151.783	328.569	1.593.261	3.990.422
8544421100 Telephone, telegraph, radio relay cables submarine, for communication, <= 80 v	2.861	27.741	18.855	411.698
8544421900 Other fitted with connectors for telecom-munication, voltage <= 80 v	32.462	71.838	975.296	2.007.980
8544422000 Fitted with connectors for telecom-munication voltage > 80 v & <= 1000 v	32.673	90.151	245.716	611.233
8544423000 Battery cables for voltage <= 1000 v	2.468	9.349	20.388	84.508
8544429000 Oth fitted with connector, for voltage<= 1000 volts	284.184	757.135	2.893.641	7.242.829
8544491100 Telephone,telegraph,radio relay cables submarine, not for communication, <=80 v	43.744	82.549	622.436	1.269.737
8544491900 Other fitted with connectors not for telmunication, voltage <= 80 v	58.581	205.603	443.279	1.743.249
8544492100 Shielded wire for mnfact.of auto-wiringharnesses, not for communication, <=80 v	356.243	453.052	1.450.209	2.120.704
8544492900 Oth fitted with connectors, <= 80 v,not for used for telecommunications	19.491	77.044	311.128	1.128.368
8544493100 Telephone,telegraph,radio relay cables submarine, for communic., >80v & <=1000	14.267	14.708	104.996	105.963
8544493900 Oth fitted with connectors for telecommunication, voltage > 80 v and < 1000 v	62.765	92.122	460.061	572.525
8544494000 Other fitted with connectors, > 80 v & <= 1000 v of a kind not used for telecom	49.028	223.933	492.123	2.280.786
8544601000 Other electric conductors, volt > 1 kvand <= 36 kv	157.645	290.814	742.732	1.844.133
8544602100 Plastic insulated elec.cable havingcross sec<=400mm for 36kv<volt<=66kv	19.916	34.131	20.979	101.225
8544602900 Plastic insulated elec.cable havingcross sec>400mm for 36kv<volt<=66kv	114.940	317.580	901.365	2.772.564
8544603000 Other electric conductors, for a voltage> 66 kv	72.245	454.816	2.041.557	4.763.706
8544701000 Optical fibre cables teleph,telegraph,radio relay cables,submarine	188	7.350	3.851	1.012.990
8544709000 Other optical fibre cables	96.543	195.137	771.348	1.795.000
8545110000 Electroda of a kind used for furnaces	43.786	682.255	143.199	2.599.760
8545190000 Electroda of a kind used not for furnace	4.275	19.451	31.438	128.168
8545200000 Carbon brushes for electrical purpose	16.337	35.448	413.151	652.947

**I.3. IMPOR MENURUT KOMODITI / IMPORT BY HS COMMODITY**  
**\*\*\* FEBRUARI / FEBRUARY 2009 \*\*\***

H S Uraian Komoditi Commodity Description	Berat Bersih / Net Weight (Kg)		Nilai / Value C.I.F (US\$)	
	Bulan ini Current Month	Kumulatif Cum.Jan. to date	Bulan ini Current Month	Kumulatif Cum.Jan. to date
8545900010 Battery carbons	116.560	304.770	455.416	1.169.680
8545900090 Lamp carbon, oth articles of graphite/oth carbon, with/without metal	26.778	39.303	264.473	435.848
8546100000 Electrical insulators of any material of glass	4	164.092	177	730.891
8546200010 Ceramic bushing for tranformator	29.135	49.519	215.358	451.522
8546200090 Oth elect insulators of any material of ceramics	231.082	446.400	698.312	1.158.985
8546900000 Oth elect insulators not of glass and of ceramics	388.996	476.410	1.639.477	2.634.466
8547100000 Insulating fitting of ceramics	230	41.699	1.466	515.299
8547200000 Insulating fitting of plastics	62.655	195.775	1.999.167	4.033.759
8547901000 Elect conduit, joints therefor, of basemetal lined with insulating materials	18.874	55.051	181.386	589.501
8547909000 Oth insulating fittings for elect mach, appliances/equipment, being fittings	164.039	356.664	774.764	1.590.515
8548101100 Lead acid scrap of primary cells/battery/elect accumulators used in aircraft	36	36	2.120	2.120
8548109000 Other waste, scrap of primary cells, primary	0	1	0	80
8548901000 Image sensors contact type comprising a photo-conductive sensor element	5.428	18.051	156.062	254.285
8548902000 Printed circuit assemblies incl such assemblies for external connections	29.079	63.955	2.231.350	4.668.572
8548909000 Other electrical parts of mach and app, nes	31.634	78.943	1.778.092	3.902.702
8601100000 Rail locomotives powered from an external source of electricity	36	3.939	1.664	70.345
8602100000 Diesel-electric locomotives	340	16.465	18.335	220.604
8603100000 Self-propelled railway, tramway coach, vantruck powered from ext. source of elect	300	2.233	2.176	18.484
8603900000 Self-propelled railway, tramway coach, vantruck not power from ext source of elec	15	16	488	891
8604000000 Railway/tramway maintenance/service vehicles, whether/not self-propelled	72.586	72.586	857.810	857.810
8606100000 Tank wagons and the like	8	53	230	838
8606910000 Railway/tramway goods vans & wagon not self-propelled covered and closed	0	535	0	3.758
8606990000 Railway/tramway goods vans & wagon not self-propelled open, removable height > 60c	0	4	0	1.911
8607120000 Other bogies and bissel-bogies	25.077	29.477	118.089	136.329
8607190000 Oth, including parts axles & wheels	7.280	663.951	233.084	3.577.613
8607210000 Air brakes and parts thereof	169	569	1.089	29.200
8607290000 Brakes and parts thereof other than airbrakes	8	1.328	845	36.008
8607300000 Hooks & oth coupling devices, buffers, and parts thereof	1.930	3.861	23.881	48.401
8607910000 Other parts of locomotives	0	2.000	0	117.008
8607990000 Other part of troling stone	216	17.887	38.022	117.020
8608002000 Electromechanic equip of railway/tramway track fixtures, fitting, mechanic signal	822	6.218	130.248	165.669
8608009000 Non-electromech equip of railway/tramway track fixtures, fitting, mechanic signal	6.502	18.938	21.008	113.325
8609001000 Containers of metal design & equip for carriage by one/more modes of transport	71.870	97.196	564.037	663.235
8609009000 Other containers design & equip for carriage by one/more modes of transport	41.072	195.764	43.260	415.627
8701101100 Pedestrian controlled tractors, power <= 22.5 kw for agricultural use	5.649	6.518	13.568	25.600
8701102900 Pedestrian controlled tractors, power > 22.5 kw oth than for agricultural use	1.475	4.886	17.385	21.908
8701209000 Road tractors for semi-trailers, not ckd	96.603	343.380	781.739	3.688.538
8701302000 Track-laying tractors of a cylinder cap > 1100 cc	0	72.070	0	677.335
8701901100 Agriculture tractors of a cylinder cap <= 1100 cc	6.173	19.704	34.000	95.613
8701901900 Agriculture tractors of a cylinder cap <= 1100 cc	255.446	517.088	1.581.414	2.858.489
8701909100 Other tractors of a cylinder capacity <= 1100 cc	0	2.463	0	16.000
8701909900 Other tractors of a cylinder capacity > 1100 cc	49.000	253.288	198.055	1.512.199
8702102100 Motor vehicles for the transport >= 10 p, vehicle weight < 6 t, not ckd, diesel	208.059	214.341	2.139.031	2.225.835
8703101000 Golf cars, including golf buggies	0	14.237	0	27.297
8703109000 Vehicles specially designed for travel on snow and similar vehicles	0	1.930	0	110.629
8703221910 Sedan/station wagon, 1,000-1500cc, not ckd internal combust reciprocating piston engine	412.868	1.459.524	3.942.254	12.665.886
8703221990 Oth motor cars, 1,000-1500 cc, not ckd internal combust reciprocating piston engine	124.111	666.774	469.334	4.675.335
8703231000 Ambulances, 1500-3000 cc intern combust reciprocating piston engine	0	2.770	0	3.317
8703234190 Other motor cars, 1500-1800 cc, ckd internal combust reciprocating piston engine	2.500	2.500	6.879	6.879
8703234290 Other motor cars, 1800-2000 cc, ckd internal combust reciprocating piston engine	68.172	205.900	458.537	1.399.604
8703235110 Sedan/station wagons, 1500-1800 cc, not internal combust reciprocating piston engine	9.749	315.538	117.689	3.678.530
8703235190 Other motor cars, 1500-1800 cc, not ckd internal combust reciprocating piston engine	29.624	104.417	303.853	1.133.403
8703235210 Sedan/station wagons, 1800-2000 cc, not internal combust reciprocating piston engine	4.470	93.337	61.028	1.023.900
8703235291 Oth motor car, 1800-2000 cc, (4x2) system, not ckd, int combust reciprocating piston engine	0	15.726	0	162.133
8703235310 Sedan/station wagon, 2000-2500cc, not ckd internal combust reciprocating piston engine	54.157	167.257	731.258	2.333.033
8703235391 Oth motor car, 2000-2500cc, (4x2) system, not ckd, int combust reciprocating piston engine	481.519	797.851	5.241.002	8.579.764
8703235392 Oth motor car, 2000-2500cc, (4x4) system, not ckd, int combust reciprocating piston engine	15.310	18.890	167.187	209.487
8703235410 Sedan/station wagon, 2500-3000cc, not ckd internal combust reciprocating piston engine	22.125	44.175	514.015	1.068.971
8703235492 Oth motor car, 2500-3000cc, (4x4) system, not ckd, int combust reciprocating piston engine	20.540	20.540	227.890	227.890
8703245010 Sedan/station wagons, > 3000 cc, not ckd internal combust reciprocating piston engine	37.697	61.165	918.504	1.542.897
8703245091 Oth motor cars, > 3000 cc, (4x2) system, not ckd, int combust reciprocating piston engine	20.391	24.360	227.931	277.438
8703245092 Oth motor cars, > 3000 cc, (4x4) system, not ckd, int combust reciprocating piston engine	113.649	162.270	1.165.978	1.927.808
8703325100 Sedan/station wagon, 1500-2000cc, not ckd, diesel	6.390	20.875	35.781	190.978
8703325900 Other motor cars, 1500-2000 cc, not ckd, diesel	3.600	3.600	32.724	32.724
8703329900 Other vehicles, 2000-2500 cc, not ckd, diesel	225.885	249.598	1.929.365	2.331.657
8703335100 Other motor cars, 2500-3000 cc, not ckd, diesel	0	2.592	0	24.200
8703335200 Other motor cars, > 3000 cc, not ckd, diesel	0	8.660	0	93.456
8703339000 Other vehicles, > 2500 cc, not ckd, diesel	0	10.398	0	209.660
8704102100 Damper designed for off highway, > 24 t, ckd	0	1.211.755	0	19.374.378
8704102200 Damper designed for off highway, > 24 t, not ckd	4.914.975	8.145.420	58.126.924	96.736.012
8704211900 Other vans, <= 5 t, ckd, diesel	8.401	8.401	825.847	825.847
8704212900 Other vans, <= 5 t, not ckd, diesel	2.294.458	2.464.863	16.965.094	18.657.907
8704222900 Other vans, 5-6 t, not ckd, diesel	3.890	9.214	1.896	78.323

**I.3. IMPOR MENURUT KOMODITI / IMPORT BY HS COMMODITY**  
**\*\*\* FEBRUARI / FEBRUARY 2009 \*\*\***

H S Uraian Komoditi Commodity Description	Berat Bersih / Net Weight (Kg)		Nilai / Value C.I.F (US\$)	
	Bulan ini Current Month	Kumulatif Cum.Jan. to date	Bulan ini Current Month	Kumulatif Cum.Jan. to date
8704222919 Other vans, 6-10 t, not ckd, diesel	0	2.826	0	4.809
8704234900 Other vans, > 24 t, not ckd, diesel	306.478	925.695	2.275.629	6.695.692
8704312900 Other vans, <= 5 t, not ckd,internal combustion piston engine	5.933	686.893	75.898	3.715.002
8704328900 Other vans, > 24 t, not ckd, internalcombustion piston engine	7.000	7.000	42.732	42.732
8705100000 Crane lorries	46.870	46.870	345.274	345.274
8705300000 Fire fighting vehicles	0	17.280	0	346.120
8705905000 Street clean vhcl, incl cesspit emptiermobile clinic;spray lorries of all kinds	0	13.207	0	181.546
8705909000 Other special purpose motor vehicles	62.019	96.890	2.154.205	3.125.144
8706002000 Chasis fitted with engines for vehiclesof heading 8702	55.200	55.200	136.688	136.688
8706003000 Chasis fitted with engines for vehiclesof heading 8703	5.505	5.505	89.720	89.720
8706005000 Chasis fitted with engines for vehiclesof heading 8705	0	232	0	532
8707100000 Bodies for the vehicles of heading 8703	0	11.813	0	46.394
8707901000 Bodies for the vehicles of heading 8701	13	121	70	700
8707909000 Bodies for the vehicles of heading 8702,8704	103.094	513.475	1.336.888	3.546.753
8708101000 Bumper & parts for vehicles heading 8701	5.607	6.843	26.072	41.089
8708109000 Bumper & parts for vehicles heading 8702;8703;8704; 8705	68.095	215.868	780.511	2.102.471
8708211000 Safety seat belt for vehicles 8701	33	69	379	700
8708219000 Safety seat belt for vehicles 8702; 8703; 8704; 8705	32.612	98.708	368.919	981.751
8708291100 Component of door trim assembly for hd8701	43	1.795	702	43.061
8708291200 Component of door trim assembly for hd8703	48.949	86.693	416.728	826.569
8708291300 Component of door trim assembly for hd8705/subheading 8704.10	1.157	10.804	22.435	93.234
8708291900 Component of door trim assembly for hd8702 & 8704 (exlcuding 8704.10)	23.504	71.568	115.119	265.101
8708292000 Parts of safety seat belts of heading8701-8705	50.959	116.819	355.806	844.080
8708299100 Oth part, access of bodies for agricul.tractors of subhead 8701.10/8701.90	125	897	4.097	19.696
8708299200 Oth part, access of bodies for agricul.vehicles of heading 8701	1.427	2.714	2.709	9.837
8708299300 Oth part, access of bodies for agricul.of heading 8703	313.322	719.876	2.957.464	7.070.456
8708299900 Oth part, access of bodies for agricul.of heading 8702; 8704; 8705	108.995	262.911	719.454	1.803.528
8708301000 Brakes,servo-brakes; parts thereof forvehicles of heading 87.01	18.863	19.509	62.454	71.070
8708302000 Brakes,servo-brakes; parts thereof forvehicles of heading 87.03	151.635	314.279	2.032.787	4.623.815
8708309000 Brakes,servo-brakes; parts thereof forvehicles of heading 8702; 8704; 8705	393.017	764.752	1.975.177	3.938.809
8708401100 Gear boxes, unassembled for vehicles ofheading 87.03	24	14.672	456	65.507
8708401200 Gear boxes, unassembled for vehicles ofsubheading 8704.10/heading 8705	3.298	4.206	72.940	86.021
8708401900 Gear boxes, unassembled for vehicles ofhead 8701-8702 & 8704 (exc 8704.10)	77.508	118.764	1.162.716	2.044.337
8708402100 Gear boxes, assembled for agri tractorsof subheading 8701.10/8701.90	71	161	257	646
8708402200 Gear boxes, assembled for oth vehicle ofheading 87.01	2.215	6.753	11.244	74.356
8708402300 Gear boxes, assembled for vehicle ofhd87.03	7.778	61.106	106.985	678.511
8708402400 Gear boxes, assembled for vehicle ofsubheading 8704.10/heading 8705	791	981	18.554	22.404
8708402900 Gear boxes, assembled for vehicles ofheading 8702 & 8704 (exlcuding 8704.10)	26.999	41.316	158.309	333.013
8708409000 Parts of gear boxes	47.742	130.137	93.622	488.694
8708501100 Drive-axes with differential, unassablfor vehicles of heading 87.03	71.757	236.241	812.827	3.273.191
8708501200 Drive-axes with differential, unassablfor vhcl of subhead 8704.10/head 8705	74	12.864	2.393	74.084
8708501900 Drive-axes with differential, unassablfor vhcl hd 8701-8702&8704(exlc 8704.10)	41.924	109.957	177.300	974.273
8708502100 Drive-axes with differential, assabledfor agri tractor of subhd 870110,870190	0	28	0	286
8708502200 Drive-axes with differential, assabledfor other vehicles of heading 87.01	2.916	17.624	28.935	228.681
8708502300 Drive-axes with differential, assabledfor vehicles of heading 87.03	93.337	298.568	873.533	2.583.601
8708502400 Drive-axes with differential, assabledfor vhcl of subhd 8704.10/hd 87.05	21.093	28.533	235.518	278.611
8708502900 Drive-axes with differential, assabledfor vhcl of hd 8702,8704 (exc 8704.10)	212.255	387.699	1.165.953	2.165.617
8708509000 Parts of drive-axes with differential,non-driving, axles	9.543	74.117	123.574	395.780
8708701100 Wheel centre discs and caps for agritractors of subheading 8701.10/8701.90	707	47.917	13.731	123.036
8708701300 Wheel centre disc & cap for oth vehicleof heading 87.03	279.895	534.864	610.051	1.365.779
8708701400 Wheel centre disc & cap for oth vehicleof subheading 8704.10/heading 87.05	81.648	124.642	354.805	587.723
8708701900 Wheel centre disc & cap for oth vehicleof heading 8702 & 8704 (exc 8704.10)	145.110	273.043	292.027	626.591
8708709100 Other road wheel for agri tractors ofsubheading 8701.10/8701.90	0	3.806	0	45.137
8708709300 Other road wheel for vehicles of head87.03	19.360	46.787	271.019	458.553
8708709400 Other road wheel for vehicles of subhd8704.10/heading 87.05	1.592	20.098	19.267	239.233
8708709900 Other road wheel for vehicles of head8702 & 8704 (exlcuding 8704.10)	112.528	190.351	283.927	419.918
8708801100 Suspension systems for agri tractors ofsubheading 8701.10/8701.90	438	1.883	9.983	13.140
8708801200 Suspension systems for oth vehicles ofheading 87.01	1.619	2.461	42.896	62.462
8708801300 Suspension systems for vehicles of head87.03	14.313	40.693	54.040	147.035
8708801400 Suspension systems for vehicle of sebhd8704.10/heading 87.05	3.468	14.512	60.610	222.755
8708801900 Suspension systems for vehicle of sebhd8702 & 8704 (exlcuding 8704.10)	16.950	109.546	77.487	272.508
8708809000 Parts of suspension systems (incl shock-absorbers)	247.150	497.073	1.398.107	3.309.380
8708911100 Radiators systems for agri tractors ofsubheading 8701.10/8701.90	7.535	7.779	23.976	30.017
8708911200 Radiators for other vehicles of heading87.01	133	516	4.245	12.492
8708911300 Radiators for vehicles of heading 87.03	5.606	22.847	95.227	216.582
8708911400 Radiators for vehicles of subhd 8704.10or heading 87.05	2.475	9.178	25.831	103.760
8708911900 Radiators for vehicles of heading 87.02,8704 (exlcuding 8704.10)	41.148	85.599	242.160	476.192
8708919000 Parts of radiator	88.427	185.333	697.955	1.553.397
8708921000 Silencers (mufflers),exhaust pipe; partsfor vehicles of heading 87.01	63	155	2.721	7.337
8708922000 Silencers (mufflers),exhaust pipe; partsfor vehicles of heading 87.03	350.086	670.739	1.842.165	5.146.671
8708923000 Silencers (mufflers),exhaust pipe; partsfor vhcl of subhd 8704.10/head 87.05	87	420	1.530	8.493
8708929000 Silencers (mufflers),exhaust pipe; partsfor vhcl of hd 8702,8704 (exc 8704.10)	45.548	89.481	670.690	1.174.847
8708931000 Clutches and parts thereof for agritractors of subhd 8701.10/8701.90	10.418	16.410	160.952	276.490

**I.3. IMPOR MENURUT KOMODITI / IMPORT BY HS COMMODITY**  
**\*\*\* FEBRUARI / FEBRUARY 2009 \*\*\***

H S Uraian Komoditi Commodity Description	Berat Bersih / Net Weight (Kg)		Nilai / Value C.I.F (US\$)	
	Bulan ini Current Month	Kumulatif Cum.Jan. to date	Bulan ini Current Month	Kumulatif Cum.Jan. to date
8708932000 Clutches, parts thereof for oth vehicleof heading 87.01	62	62	1.693	1.693
8708933000 Clutches, parts thereof for oth vehicleof heading 87.03	101.060	214.885	1.280.220	2.479.214
8708934000 Clutches, parts thereof for vehicles ofsubheading 8704.10/heading 87.05	1.026	2.535	15.779	43.540
8708939000 Clutches, parts thereof for vehicles ofheading 8702 & 8704 (exclucing 8704.10)	123.333	309.601	695.613	1.532.150
8708941000 Steering wheels with airbag assemblies	443	4.347	9.158	95.780
8708949100 Oth steering wheels, columns,boxes foragri. tractors of subhd 8701.10,8701.90	8	22	571	752
8708949200 Oth steering wheels, columns,boxes forother vehicles of heading 87.01	43	133	722	2.486
8708949300 Oth steering wheels, columns,boxes forvehicles of subheading 87.03	222.932	527.622	2.878.425	7.251.888
8708949900 Oth steering wheels, columns,boxes forfor vehicles of head 8702, 8704, 8705	23.799	65.063	214.199	593.538
8708951000 Safety airbags with inflater system	27.249	234.232	312.531	1.077.436
8708959000 Parts of safety airbags with inflaterssystem	5.662	5.757	21.098	23.785
8708991100 Unassembled fuel tank;engine bracket forvehicles of heading 87.01	172.020	173.477	1.596.022	1.613.845
8708991200 Unassembled fuel tank;engine bracket forvehicles of heading 87.03	47.342	137.468	444.325	1.475.470
8708991900 Unassembled fuel tank;engine bracket forvehicles of head 87.02; 87.04; 8705	50.030	154.502	437.139	1.214.114
8708999100 Other parts and accesories for agritractors of subhd 8701.10/8701.90	1.989	21.172	105.919	455.679
8708999200 Other parts,acces for other vehicles ofheading 87.01	34	223	582	2.891
8708999300 Other parts,acces for other vehicles ofheading 87.03	736.492	2.410.700	7.072.923	19.433.588
8708999900 Other parts,acces for other vehicles ofheading 87.02, 8704, 8705	1.943.402	3.889.172	15.302.145	28.395.107
8709110000 Electrical vehicles	319	319	3.949	3.949
8709190000 Non elect work truck,self-propelled,notfitted with lift/handl equip,in factory	1.020	18.126	5.904	164.596
8709900000 Part of work trucks,self-propelled, notfitted with lift/handl equip, in factory	6.103	10.840	74.352	114.236
8710000000 Tanks, other armoured fighting vehicles,motorised, with weapons/not, & parts	56	1.131	14.237	36.333
8711101100 Motorcycle,incl moped,scooters, recipoint combust piston engine < 50 cc, ckd	9.472	9.472	28.276	28.276
8711101900 Other motorcycles, reciprocatinginternal piston engine < 50 cc, ckd	0	37.056	0	45.182
8711109100 Motorcycle,incl moped,scooters, recipoint combust piston engine <50 cc,not ckd	0	36.001	0	46.500
8711109900 Other motorcycles, recipo int pistonengine < 50 cc, not ckd	684	684	2.400	2.400
8711201090 Motocross motorcycles, with recipo intcombust pist engine, 50-250 cc, not ckd	15.276	20.816	56.773	164.968
8711202300 Motorcycles, scooters, with recipo intcombust piston engine, 150 -200 cc, ckd	0	21.450	0	77.400
8711204100 Motorcycles, scooters, with recipo intcombust piston engine, 50-125 cc,not ckd	1.010	1.472	21.451	27.418
8711204200 Motorcycles, scooters, with recipo intcombust piston engine, 125-150cc,not ckd	0	9.811	0	99.959
8711204300 Motorcycles, scooters, with recipo intcombust piston engine, 150-200cc,not ckd	198	54.798	4.218	432.072
8711204400 Motorcycles, scooters, with recipo intcombust piston engine, 200-250cc,not ckd	105.373	149.174	1.333.054	1.928.859
8711301090 Motocross motorcycles, with recipo intcombust pist engine, 250-500 cc, not ckd	4.438	4.438	308.630	308.630
8711401090 Motocross motorcycles, with recipo intcombust pist engine, 500-800 cc, not ckd	196	3.111	7.800	52.800
8711409000 Other motorcycles, recipo int pistonengine, 500 -800 cc, not ckd	1.078	1.226	12.622	47.834
8711509000 Other motorcycles, recipo int pistonengine, > 800 cc, not ckd	250	250	5.900	5.900
8711909000 Other motorcycles, not ckd	0	8.904	0	3.536
8712001000 Racing bicycles	1.148	1.352	4.480	9.523
8712002000 Bicycles designed to be ridden bychildren	561.442	1.354.642	578.922	1.221.449
8712003000 Other bicycles	87.194	110.211	87.165	161.961
8712009000 Other cycles	62.355	175.975	83.777	334.691
8713100000 Carriages for disabled persons, notmechanically propelled	17.341	45.826	38.385	111.487
8713900000 Carriages for disabled persons,mechanically propelled	0	51.771	0	116.893
8714110000 Saddles of motorcycles (incl. mopeds)	4.602	6.864	32.414	49.735
8714190010 Clutch assembly of motorcycles(incl. mopeds)	123.657	340.134	1.512.801	4.202.602
8714190020 Gear assembly of motorcycles(incl. mopeds)	162.387	726.282	816.308	4.650.705
8714190030 Spokes/nipples of motorcycles(incl. mopeds)	1.672.240	3.678.914	15.891.021	35.516.612
8714190040 Oth part & acces, for motorcycles ofsubheading, 8711.10, 8711.20/8711.90	214.251	228.490	1.313.221	1.373.457
8714190090 Oth part & acces, for motorcycles ofsubheading, 8711.30, 8711.40/8711.50	1.088.474	1.795.624	5.523.311	11.644.177
8714201900 Castors of a dia(incl. tyres) > 250 mmthat the wheel width > 30 mm	259	259	2.111	2.111
8714209000 Other parts of carriages for disabledpersons	3.584	3.584	6.486	6.486
8714911000 Frames & forks for bicycles of subhead8712.00.20	20.015	51.798	31.260	88.772
8714919000 Oth parts of forks	136.880	371.092	871.853	2.591.315
8714921000 Wheel rims and spokes for bicycles ofsubheading 8712.00.20	129	30.818	202	41.984
8714929000 Other wheel rims and spokes	47.255	220.237	326.306	1.120.100
8714931000 Hubs,(exlc coaster brake hub, hub brake,free/sprocket-wheel), bicycle 8712.00.2	1.555	9.045	17.682	36.569
8714939000 Oth hub, (exlc coaster braking hub, hubbrake, free/sprocket-wheel)	36.777	95.359	233.214	656.448
8714941000 Brakes,(incl coast brake hub,hub brake)for bicycles of subheading 8712.00.20	4.574	24.914	3.447	21.747
8714949000 Oth brakes, (incl coaster braking hubs,hub brakes)	158.349	383.382	1.033.680	2.488.145
8714951000 Saddles for bicycles of subhd 8712.00.20	1.122	2.634	1.633	3.780
8714959000 Other saddles	35.562	88.140	95.406	278.035
8714961000 Pedals and crank-gear,& parts thrf orbicycles of subheading 8712.00.20	7.447	14.824	2.027	3.664
8714969000 Other pedals and crank-gear,& parts thrf	31.707	104.708	183.179	633.873
8714991000 Parts & accessories of bicycle of subhd8712.00.20	61	346	100	537
8714999000 Parts & accessories of vehicle of head87.11 to 87.13. (exlc. 8712.00.20)	793.720	1.737.272	4.996.542	11.023.292
8715000000 Baby carriages, trailers, semi-trailers,oth vhcl, not mechanically propel;& part	88.210	230.847	160.999	443.610
8716310000 Tanker trailers,tanker semi-trailers forthe transport of goods	0	10.101	0	42.092
8716394000 Agricultural trailers and semi-trailers	143.057	143.057	634.826	634.826
8716399000 Other trailers and semi-trailers for thetransport of goods	45.988	45.988	147.282	147.282
8716400000 Other trailers and semi-trailers	3.500	225.995	43.039	1.095.469
8716801000 Cart,wagon,sack truck,hand trolleys &similar hand-propelled vhcl used in fact	21.053	70.764	59.649	138.883
8716802000 Wheelbarrows a kind used in factory/workshops	9.006	23.689	12.258	30.802
8716809000 Oth vehicles, not mechanically propelled	1.887	30.616	22.524	378.021



**I.3. IMPOR MENURUT KOMODITI / IMPORT BY HS COMMODITY**  
**\*\*\* FEBRUARI / FEBRUARY 2009 \*\*\***

H S Uraian Komoditi Commodity Description	Berat Bersih / Net Weight (Kg)		Nilai / Value C.I.F (US\$)	
	Bulan ini Current Month	Kumulatif Cum.Jan. to date	Bulan ini Current Month	Kumulatif Cum.Jan. to date
8716901100 Wheels for trailers and semi-trailers	18.507	43.346	42.838	115.698
8716901300 Other parts for goods of subheading8716.20	37.671	37.720	109.045	110.371
8716901900 Other parts for trailers, semi-trailers	142.312	241.834	555.845	1.021.397
8716909100 Parts for goods of subhead 8716.80.10or 8716.80.20	3.714	25.196	5.557	73.219
8716909900 Other parts for other vehicles	16.180	148.225	195.079	429.557
8802209000 Other aircraft of an unladen weight,<= 2,000 kg	0	2.500	0	1.366.120
8802401000 Aeroplanes of an unladen weight> 15,000 kg	453.536	1.180.606	270.536.422	334.278.922
8802600000 Spacecraft (including satellites) andsuborbital, spacecraft launch vehicles	15.000	15.000	854.250	854.250
8803100000 Propellers, rotors, parts thereof ofheading 88.01/88.02.	1.025	24.849	535.939	1.754.939
8803200000 Under-carriages, parts thereof heading88.01/88.02.	231	243	7.528	55.755
8803300000 Other parts of aeroplanes/helicoptersheading 88.01/88.02.	15.668	35.485	3.741.673	15.315.128
8803901000 Parts of telecommunication satellites	18	28.794	74.335	197.577
8803902000 Parts of balloons, gliders/kites	0	12	0	609
8803909000 Other parts of goods of heading 88.01or 88.02	2.443	5.835	443.136	6.888.239
8804000000 Parachutes (incl dirigible parachutes,paragliders)&rotochutes,parts,acces thrf	0	96	0	174.457
8805100000 Aircraft launching gear, part thereof,deck arrestor/similar gear, part thereof	43	135	880	2.487
8805291000 Ground flying trainers	0	88	0	3.335
8805299000 Parts of ground flying trainers	983	983	69.340	69.340
8901101000 Cruise ships,excursion boats,ferry-boats of gross tonnage <= 26 ton	0	48	0	441
8901102000 Cruise ships,excursion boats,ferry-boats of gross tonnage>26 but<=250ton	0	1.381.000	0	234.905
8901206000 Tankers of gross tonnage > 5000 ton	0	2.811.000	0	10.207.433
8901901200 Other vessels, not motorised of grosstonnage > 26 but <= 250 ton	2.264.139	2.764.139	10.128.766	10.464.345
8901901400 Other vessels, not motorised of grosstonnage > 500 ton	5.323.861	29.182.861	15.513.182	60.662.701
8901902100 Other vessels, motorised of grosstonnage <= 26 ton	29.999	29.999	338.970	338.970
8901902200 Other vessels, motorised of grosstonnage > 26 but <= 250 ton	441.000	17.861.000	1.009.090	29.152.805
8901902300 Other vessels, motorised of grosstonnage > 250 but <= 500 ton	0	1.259.000	0	607.826
8901902400 Other vessels, motorised of grosstonnage > 500 but <= 4000 ton	3.810.000	14.434.000	23.764.216	31.471.645
8901902600 Other vessels, motorised of grosstonnage > 5000 ton	6.991.000	6.991.000	8.312.820	8.312.820
8902001500 Fishing vessels of gross tonnage> 250 but <= 4000 ton	161.000	161.000	79.143	79.143
8903100000 Yachts&oth vessels for pleasure/sportsrowing boats&canoes, inflatable	3.843	14.749	107.209	121.047
8903990000 Other vessels for pleasure/sports;canoes, not inflatable	4.025	4.025	77.767	77.767
8904001900 Tugs of gro tonnage >26 ton, of apower <= 4000 hp	1.073.700	2.067.700	16.319.919	31.094.185
8904002100 Tugs of gro tonnage <26 ton, of apower <= 4000 hp	25.000	107.000	19.770	3.769.770
8904002900 Tugs of gro tonnage >26 ton, of apower > 4000 hp	1.036.000	1.036.000	411.730	411.730
8905100000 Dredgers	1.446.000	3.833.000	1.755.862	4.308.189
8905200000 Floating/submersible drilling/production platforms	1.294	403.232	10.500	2.182.862
8905901000 Floating docks of a gro ton > 100 tons	65.280	90.280	442.220	840.797
8905909000 Oth vessels w/navigability of which issubsidiary to their main function	106.088	290.211	100.835	1.496.095
8906901000 Lifeboats oth than rowing boats, othvessels of displacement <= 30 tons	13.075	28.621	90.200	167.200
8906909000 Lifeboats oth than rowing boats, othvessels of displacement > 30 tons	360.535	409.317	1.885.160	2.083.364
8907100000 Floating structures, inflatable rafts	51.571	86.864	197.216	577.148
8907901000 Buoys	36.102	47.747	47.160	108.912
8907909000 Other floating structures	181.706	245.359	1.204.208	1.758.404
8908000000 Articles of headings 89.01-89.06imported for breaking up	68	115	1.879	12.624
9001101000 Optical fibres,optical fibre bundles&cables for telecom.&oth electrical use	43.282	70.341	1.006.003	1.536.334
9001109000 Optical fibres, optical fibrebundles&cables for other purpose	7.883	45.174	556.029	1.540.616
9001200000 Sheets&plates of polarising material	1.639	2.873	86.182	162.596
9001300000 Contact lenses	77.299	152.183	6.702.699	12.782.775
9001400000 Spectacle lenses of glass	2.668	3.353	12.485	15.266
9001500000 Spectacle lenses of other materials	32.199	38.223	282.062	494.625
9001901000 Lenses & optic elements for photograpor cinematographic cameras	4.491	4.650	221.316	238.651
9001909010 Lenses & prisms forlighthouses/beacons	352	375	104.259	104.366
9001909090 Oth elements of glass not opticallyworked	7.452	8.122	47.952	124.184
9002119000 Objective lenses for cameras & otherprojector	1.397	4.066	7.073	48.363
9002190000 Objective lenses for oth instruments& apparatus	47	1.539	6.770	16.431
9002202000 Filters for cinematographic cameras,photographic cameras & oth projectors	0	1.161	0	5.221
9002209000 Filters for oth instruments&apparatus	254	266	17.954	18.785
9002901000 Lenses&prisms for lighthouses/beacons	0	42	0	609
9002903000 Lenses&prisms for cinematographic cam.photographic cameras&oth projectors	307	314	24.231	24.422
9002909000 Lenses&prisms for oth instruments	264	8.802	21.331	99.950
9003110000 Frames&mountings for spectacles,goggles of plastics	7.641	10.121	30.310	40.311
9003190000 Frames&mountings for spectacles,goggles of other materials	5.335	17.055	33.524	85.764
9003900000 Parts of frames&mountings forspectacles, goggles&the like	1.558	3.678	25.212	113.510
9004100000 Sunglasses	42.363	96.210	197.537	371.868
9004901000 Corrective spectacles	14.922	32.955	158.385	322.383
9004902000 Corrective goggles	1.737	1.737	4.866	4.866
9004905000 Protective goggles	1.010	1.166	5.092	10.273
9004909000 Other spectacles & goggles	34.461	86.655	200.443	377.140
9005100000 Binoculars	695	2.543	5.071	9.659
9005801000 Astronomical instrumens, excludinginstrumens for radio-astronomy	294	707	2.138	3.599
9005809000 Monoculars & oth optical telescopes	14.618	19.549	258.563	273.936
9005901000 Parts&accessories (incl mountings) forastron.cal instr.ex.instrum.f rad.astr	0	157	0	546
9005909000 Parts&accessories (include mountings)for oth optical telescopes	205	877	730	2.035

**I.3. IMPOR MENURUT KOMODITI / IMPORT BY HS COMMODITY**  
**\*\*\* FEBRUARI / FEBRUARY 2009 \*\*\***

H S Uraian Komoditi Commodity Description	Berat Bersih / Net Weight (Kg)		Nilai / Value C.I.F (US\$)	
	Bulan ini Current Month	Kumulatif Cum.Jan. to date	Bulan ini Current Month	Kumulatif Cum.Jan. to date
9006109000 Oth cameras of a kind used for preparing printing plates/cylinders	0	101	0	3.350
9006300000 Cameras specially design for underwater use for aerial survey, medical, or	188	188	17.996	17.996
9006400000 Instant print cameras	0	37	0	1.690
9006510000 Oth cameras with a slr, for roll film of a width <= 35 mm	79	79	33.931	33.931
9006520010 Camr. of a kind used for recording doc.> 35 mm	0	102	0	8.002
9006520090 Other cameras for roll film of a width> 35 mm	0	1.022	0	5.942
9006530090 Cameras of oth. a kind used for rec.doc on microfilm, microfiche	8.198	14.224	21.890	38.937
9006591000 Lasers photo plotters/imagesetters with raster image processor	95	95	4.343	4.343
9006599090 Other camera for recording document on mic.film, microfiche/oth microforms	0	293	0	743
9006610000 Discharge lamp ("electronic") flashlight	1	1	165	165
9006690000 Oth photographic flashlight apparatus & flashbulbs	3.939	4.061	10.666	11.116
9006919000 Other parts & accessories for cameras	3.296	4.742	16.876	50.894
9006991000 Parts & accessories for photographic flash-light apparatus	0	946	0	2.451
9006999000 Parts & accessories not for photographic flash-light apparatus	6.927	12.903	851.682	1.860.967
9007110000 Cinematographic cameras for film of width <16 mm/for double-8 mm film	13	13	4.794	4.794
9007190000 Other cinematographic cameras	574	1.025	107.050	118.886
9007209000 Oth projectors whether/not incorp. sound recording/reproducing apparatus	659	5.308	3.746	54.996
9007910000 Parts and accessories for cameras	8.349	15.444	797.603	1.332.869
9007920000 Parts and accessories for projectors	2.336	2.601	71.634	75.280
9008100000 Slide projectors, oth than cinematographic	698	1.467	2.914	4.188
9008200000 Microfilm, microfiche/oth m. readers, whether/not capable of prod. copies	422	582	18.211	28.973
9008300000 Other image projectors	2.347	3.810	15.134	25.737
9008409000 Other photographic enlargers and reducers (other than cinematographic)	646	1.238	7.124	13.444
9008901000 Parts and accessories of the goods of subheading 9008.20.00	29.351	60.655	1.518.779	3.108.038
9008909000 Parts and accessories of other image projectors	184	184	1.639	1.639
9010100000 Apparatus and equipment for automatically developing x-ray film	3.526	22.091	16.736	79.028
9010501000 App. for the projec./drawing of circ.patt.on sensit.substrates for mk of PCB	0	187	0	879
9010509000 Oth app & equip for p.grap (including cinematographic); negatoscopes	0	5.852	0	60.017
9010600000 Projection screens of 300 inches or more	19.420	60.114	47.123	164.566
9010909000 Parts & acc. of oth apparatus & equip for photographic laboratories	8.352	9.422	31.987	47.700
9011100000 Stereoscopic microscopes	842	1.168	11.583	24.916
9011200000 Other microscopes, for photomicrographic cinematography/microproject	7.459	16.869	218.814	240.037
9011800000 Other microscopes	340	14.181	32.284	226.266
9011900000 Parts and accessories of stereoscopic microscope	584	736	14.898	29.973
9012100000 Microscopes oth than optical microscope diffraction apparatus	3.269	4.087	102.989	105.692
9012900000 Parts and accessories for microscope	2.331	4.813	13.520	15.409
9013100000 Telescopic sights for fitting to arms periscopes; telescopes design to form	205	488	14.387	15.181
9013200000 Lasers, other than laser diodes	261	1.006	11.348	12.517
9013801000 Optical error verifications & repair app. for PCB/PWBs & PCAs	64	101	780	9.286
9013802000 Liquid crystal devices	3.900	5.038	239.344	313.592
9013809000 Other devices, appliances & instruments of other optical appliances	4.837	10.978	389.988	715.232
9013901000 Parts & accessories of goods of subheading 9013.20.00	1	24	28	293
9013909000 Parts & accessories of other goods of subheading 90.13	15	23	2.084	2.584
9014100000 Direction finding compasses	67.257	70.289	390.916	401.998
9014200000 Instrum. & appl. for aeronautical/spacenavigation (other than compasses)	0	23	0	58.746
9014801000 Navig'nal instrum. & appl. used on ships, work with an automatic data processor	18.608	18.865	166.860	182.776
9014809000 Other navigational instruments & appliances	5.395	6.610	143.497	192.266
9014901000 Parts & acc. of ships navig'nal instrum work with an automatic data process.	0	4	0	5.654
9014909000 Parts & accessories of oth navigational instruments & appliances	1.608	6.218	24.648	2.045.322
9015109000 Other rangefinders	1.896	5.043	132.701	156.601
9015200000 Theodolites and tachymeters (tachymeters)	172	428	3.843	56.150
9015300000 Levels [measuring higher of ground]	8.309	8.956	11.829	19.494
9015400000 Photogrammetrical surveying instruments & appliances	3.337	3.606	454.014	458.346
9015801000 Radio sonde and radio wind apparatus	0	42	0	1.675
9015809000 Other instruments & appliances for surveying	70.092	79.193	3.707.942	4.578.529
9015900000 Parts & accessories of surveying instruments and appliances	131.567	187.412	3.916.819	5.785.447
9016001000 Balances of a sens'vity of 5cg/better, w/without their weights, electronic	2.339	7.022	112.610	200.002
9016009000 Balances of a sens'vity of 5cg/better, w/without their weights, not electronic	16.462	34.156	162.489	226.510
9017101000 Plotters whether i/o units of hd 84.71 or drawing/drafting of head 90.17	0	256	0	461
9017109000 Other drafting tables & machines, whether/not automatic	6	506	52	33.334
9017201000 Rulers	8.039	25.524	21.644	78.835
9017203000 App. for the project/drawing of circ.patt.on sens'zed subs's for mfc. of PCB	0	287	0	9.308
9017209000 Other drawing, marking-out/mathematical calculating instruments	13.591	46.744	48.334	105.654
9017300000 Micrometers, callipers and gauges	15.576	39.521	371.393	769.727
9017800000 Other instruments micrometers callipers & gauges	18.109	89.497	104.418	229.813
9017902000 Parts & acc. of app. for the project/drwg of circ.patt.on sens.subs'tes for PCB	203	248	49	705
9017909000 Parts and accessories of other instruments	1.159	2.113	18.498	65.273
9018110000 Electro-cardiographs	802	1.902	124.007	199.089
9018120000 Ultrasonic scanning apparatus	2.695	3.652	209.123	506.690
9018130000 Magnetic resonance imaging apparatus	7.651	7.651	621.773	621.773
9018190000 Other electro-diagnostic apparatus	19.522	71.086	1.050.391	3.035.573
9018200000 Ultra-violet/infra-red ray apparatus	7.161	7.685	281.918	286.830
9018311000 Disposable syringes	111.709	194.223	768.457	1.317.107

**I.3. IMPOR MENURUT KOMODITI / IMPORT BY HS COMMODITY**  
**\*\*\* FEBRUARI / FEBRUARY 2009 \*\*\***

H S Uraian Komoditi Commodity Description	Berat Bersih / Net Weight (Kg)		Nilai / Value C.I.F (US\$)	
	Bulan ini Current Month	Kumulatif Cum.Jan. to date	Bulan ini Current Month	Kumulatif Cum.Jan. to date
9018319000 Other syringes, with/without needles	35.737	95.392	390.540	874.058
9018320000 Tubular metal needles and needles for sutures	54.202	93.602	530.237	1.013.138
9018391000 Oth. catheters	8.029	12.555	227.226	467.484
9018392000 Oth.tubular metal needles and needles for sutures	1.522	1.823	28.500	32.323
9018399000 Other instruments and appliances, used in dental science	252.563	608.079	2.075.280	3.973.705
9018410000 Dental drill eng., whether/not comb.on a single bs with oth dental equip.	70	101	5.502	8.790
9018490000 Oth.dental drill eng., whether/not comb.on a single bs with oth dental equip.	6.957	21.891	22.499	62.284
9018500000 Other ophthalmic instruments & appliances	1.029	4.069	169.733	202.255
9018902000 Intravenous administration set (adult)	1.588	4.110	79.459	224.199
9018903000 Electronic instruments and appliances	935	3.773	15.817	233.832
9018909000 Other instruments & appliances in medical	281.793	664.928	3.634.096	8.072.454
9019101000 Electr. mechano-therapy appl.massage apparatus	22.891	49.385	449.607	688.372
9019109000 Oth. electr. mechano-therapy appl.massage app.	22.623	52.022	230.949	315.519
9019200000 Ozone therapy, oxygen therapy, aerosol therapy, artificial respiration/other	5.805	18.925	184.228	351.997
9020000000 Oth breathing appl.& gas masks, excl.protect.masks having neith. mech'l part	17.908	23.747	296.232	391.167
9021100000 Orthopaedic/fracture appliances	504	22.094	15.690	104.710
9021210000 Artificial teeth	1	1	42	42
9021390000 Other artificial joints	5	5	6.165	6.165
9021400000 Hearing aids, excluding parts and accessories	17	38	15.101	15.147
9021900000 Oth appl.which are worn/carried/implan in the body, to compensate for a defect	4.308	9.885	4.055.698	8.521.485
9022120000 Computed tomography apparatus	527	10.353	38.369	526.960
9022140000 Oth. computed tomography apparatus for medical, surgical/veterinary uses	18.853	23.883	623.846	874.958
9022199000 X-ray apparatus for other uses	3.221	32.384	58.140	558.318
9022210000 Alpha,beta/gamma radiations app for medic.surgical,dental/veterinary uses	3.929	21.199	27.599	638.210
9022290000 Alpha, beta/gamma radiations apparatus for other uses	98	139	113.093	143.828
9022300000 X-ray tubes for medical, surgical/veterinary uses	158	288	69.117	111.194
9022901000 Parts & acc.of x-ray app for the physical inspect.of solder joints on PCAs	245	250	760	1.660
9022909000 Parts & accessories for other x-ray,alpha,beta/gamma radiations apparatus	9.497	11.553	337.703	534.939
9023000000 Instrum. app.& models, for demonstrat'nal purp.(exam. in education/exhibitions)	114.474	131.225	2.920.688	3.937.521
9024101000 Machines and appliances for testing metals, electrically operated	1.367	13.080	61.982	199.728
9024109000 Machines and appliances for testing metals, non-electrically operated	6.011	13.803	84.536	105.901
9024801000 Machines & appliances for testing other material, electrically operated	4.443	6.569	160.409	240.292
9024809000 Machines & appliances for testing other material, non-electrically operated	15.383	25.112	1.208.695	1.331.570
9024901000 Parts & acc. for elec. operated machines and appliances for testing materials	2.888	11.558	97.307	437.046
9024902000 Parts & acc. for non-elect'ly operated machines & appl. for testing materials	155	1.308	3.966	153.652
9025110000 Thermometers & pyrometers not combined with oth instruments, liquid filled	5.430	8.923	32.965	55.647
9025191000 Thermometers & pyrometers not combined with oth instruments, electrical	9.156	47.794	150.702	760.613
9025192000 Thermometers & pyrometers not combined with oth instruments, non electrical	3.606	7.706	36.076	137.391
9025801000 Temperature gauges for motor vehicles	215	1.180	6.612	45.537
9025802000 Oth. temperature gauges for motor vehic.electrical	4.192	14.843	165.096	467.450
9025803000 Oth. temperature gauges for motor vehic.non electrical	1.455	20.668	34.291	212.185
9025901000 Parts and accessories for electrically operated instruments	3.901	4.103	72.455	81.519
9025902000 Parts & accessories for non-electrically operated instruments	654	2.637	25.422	54.363
9026101000 Level gauges for motor vehicles electrically operated	2.983	9.384	55.527	164.255
9026102000 Level gauges for motor vehicles non electrically operated	4.256	9.460	37.670	119.521
9026103000 Oth measur/checking the flow/level of liquids instrum., elec.oprt	25.605	71.491	850.929	2.044.323
9026109000 Oth measur/checking the flow/level of liquids instrum., not elec.op	13.651	47.765	393.204	605.615
9026201000 Pressure gauges for motor vehicles, electrically operated	1.709	2.623	71.440	103.557
9026202000 Pressure gauges for motor vehicles, not electrically operated	1.893	4.722	30.141	77.526
9026203000 Other measuring/checking pressure instruments, electrically operated	21.438	105.086	665.486	3.370.889
9026204000 Other measuring/checking pressure instruments, not electrically operated	9.169	22.946	119.512	366.948
9026801000 Oth instruments/app. for measuring, electrically operated	10.241	29.111	517.382	723.683
9026802000 Oth instruments/app. for measuring, not electrically operated	36.032	73.233	212.197	753.232
9026901000 Parts & acc. for electrically operated instruments and apparatus	25.722	43.641	904.279	1.721.594
9026902000 Parts & acc. for non-electrically operated instruments and apparatus	15.966	36.572	738.105	1.977.146
9027101000 Gas/smoke analysis apparatus, electrically operated	7.008	8.296	410.860	767.161
9027102000 Gas/smoke analysis apparatus not electrically operated	1.358	2.105	101.099	150.266
9027201000 Chromatographs & electrophoresis instrum, electrically operated	2.464	4.084	163.696	204.100
9027202000 Chromatographs & electrophoresis instrum, not electrically operated	754	3.053	18.387	179.071
9027301000 Spectrometers, sp.photometers & sp.graphs use optic radiat, elect'ly operated	948	4.338	214.435	383.317
9027302000 Spectrometers, sp.photometers & sp.graphs use optic radiat, nt-elect'ly operated	284	1.260	16.923	81.393
9027501000 Oth instrum.& app.using optic radiat'ns(uv, visible, ir), elect'ly operated	3.197	5.365	313.644	673.066
9027502000 Oth instrum.& app.using optic radiat'ns(uv, visible, ir), not-elect'ly operated	9.577	9.604	474.167	477.299
9027801000 Exposure meters	58	166	11.880	47.500
9027802000 Coagulometers	259	882	31.745	82.262
9027803000 Other instruments and apparatus electrically operated	33.943	76.047	640.195	982.603
9027804000 Other instruments and apparatus not electrically operated	57.235	58.658	533.930	579.144
9027901000 Parts & acc.includg PCA of h 90.27, oth for gas/smoke analysis app.& microtomes	526	13.950	57.385	197.743
9027909100 Parts & acc. of gas/smoke analysis app.and microtomes, electrically operated	127	5.530	17.142	82.502
9027909900 Parts & acc. of gas/smoke analysis app.& microtomes, not-electrically operated	42.271	45.322	306.711	571.119
9028101000 Gas meters of a kind mounted in gas containers	12	26.523	2.038	59.141
9028109000 Other gas meters of kind mounted in gas containers	1.304	11.213	30.120	75.111
9028201000 Totalizing water meters	47.152	127.453	171.163	314.991

**I.3. IMPOR MENURUT KOMODITI / IMPORT BY HS COMMODITY**  
**\*\*\* FEBRUARI / FEBRUARY 2009 \*\*\***

H S Uraian Komoditi Commodity Description	Berat Bersih / Net Weight (Kg)		Nilai / Value C.I.F (US\$)	
	Bulan ini Current Month	Kumulatif Cum.Jan. to date	Bulan ini Current Month	Kumulatif Cum.Jan. to date
9028209000 Other liquid meters	7.335	9.400	93.148	144.367
9028301000 Kilowatt hour meters	6.934	24.824	283.177	531.437
9028309000 Other electricity meters	17.043	47.807	141.096	377.644
9028901000 Water meter housings/bodies	393	12.189	1.448	64.656
9028909000 Oth parts&accessories of gas, liquid/electricity supply/production meters	177.700	388.950	1.601.351	3.286.772
9029102000 Taximeters	246	270	914	1.426
9029109000 Mileometers, pedometers and the like	9.366	12.823	87.835	130.824
9029201000 Speedometer for motor vehicles	27.875	47.958	451.053	692.192
9029202000 Tachometers for motor vehicles	3.299	26.105	95.702	223.603
9029209000 Oth speed indicators&tachometers;stroboscopes	26.061	56.379	486.874	1.142.168
9029901000 Parts&acc.of goods of sub h 9029.10/of stroboscopes of subheading 9029.20	47.398	82.584	548.537	1.152.651
9029902000 Parts and accessories of goods of subheading 9029.20	54.291	120.140	1.366.154	3.944.007
9030100000 Instruments & apparatus for measuring/detecting ionising radiations	2.801	3.991	265.859	541.375
9030200000 Cathode-ray oscilloscopes &cathode-ray oscillographs	852	5.654	61.013	169.818
9030310000 Multimeters without a recording device	5.893	27.538	68.168	273.413
9030320000 Multimeters with a recording device	951	3.336	5.850	38.636
9030331000 Instruments and apparatus for measuring/check voltage without a rec. device	576	7.671	87.973	1.897.516
9030332000 Impedance-measuring instruments and apparatus designed to provide visual	532	538	2.428	3.301
9030333000 Ammeters and voltmeters for motor vehicles	1.775	3.672	21.963	42.958
9030339000 Oth instr&app for meas'g/check.voltagecurr.resist./power,w/o record. device	19.614	37.423	106.087	273.041
9030390000 Other heading 90.30with a recording device	7.373	31.420	331.027	1.222.615
9030400000 Other instruments and apparatus,designed for telecommunications	483	1.390	402.415	570.979
9030821000 Wafer probers	66	66	6.765	6.765
9030829000 Oth instrum.&app.for measuring/checking semiconductor wafers/devices	1.484	4.867	50.497	756.641
9030841000 Instruments & app., with a recordingfor measure, check electrical quantities	88	122	21.081	25.678
9030849000 Oth instru. and app., with a recordingfor measure, check electrical quantities	3.533	3.621	254.123	270.293
9030891000 Instru.&app.s,w/o recording device forgoods other than subheading 9030.39	1	1	125	125
9030899000 Other instruments & apparatus,without recording device	5.429	23.705	74.312	435.251
9030901000 Parts&accessories including PCA ofgoods of subhead 9030.40&9030.82	2.644	4.033	210.055	280.757
9030902000 Parts&acc. of instrum.&app for measure/check elect'al quantities on PCB&PCAs	448	2.567	132.903	438.886
9030909000 Other parts&accessories of goods ofhead 90.30	9.667	18.859	262.815	851.829
9031101000 Machines for balancing mechanicalparts, electrically operated	26.975	46.003	232.026	568.619
9031102000 Machines for balancing mechanicalparts, not electrically operated	307	7.418	4.193	69.103
9031201000 Test benches, electrically operated	15.604	18.953	426.578	828.250
9031202000 Test benches,not electrically operated	4.182	4.445	7.079	20.164
9031491000 Optic' instrum&appl.for measur surfaceparticulate contamn. on s.cond. wafers	412	423	161.768	170.950
9031493000 Optical instrum.&appl. for measuring/checking PCB/PWBs&PCAs	426	426	49.238	49.238
9031499000 Other optical instruments andappliances for other purposes	7.563	11.408	297.299	680.418
9031801100 Cable test equipment, electricallyoperated	16.262	58.576	445.706	1.192.137
9031801900 Cable test equipment, not electricallyoperated	341	893	4.796	30.191
9031809200 Other instruments, appliances&machinesof head 90.31, electrically operated	35.799	103.321	1.661.586	3.464.677
9031809900 Other instruments, appl.&machines ofhead 90.31, not electrically operated	17.336	27.168	396.502	1.133.248
9031901100 Parts&acc.incl.PCA of optical instrum.&appl.for inspecting s.cond. wafers	1.190	3.099	93.564	225.166
9031901200 Parts&acc.of optical error verifc.&repair app.for PCB/PWBs&PCAs	0	1.675	0	25.000
9031901900 Parts&accessories for otherelectrically operated equipment	21.439	32.093	179.463	427.221
9031902000 Parts&accessories for non-electricallyoperated equipment	4.968	9.143	110.948	254.357
9032101000 Thermostats, electrically operated	32.085	67.515	689.651	1.207.544
9032102000 Thermostats, not electrically operated	4.121	6.830	35.410	54.235
9032201000 Manostats, electrically operated	892	2.246	60.376	99.078
9032202000 Manostats, not electrically operated	7.695	7.698	24.063	24.082
9032810000 Hydraulic/pneumatic regulating/ctrlinginstruments and apparatus	5.508	19.856	171.194	365.305
9032891000 Instru.&app.fitt.with anautomatic dataprocess.mach. for controll the propul.	801	1.044	48.032	60.570
9032892000 Automatic instrum.&app.for controllingchem./electro-chem.solutions in PCA/PWE	253	378	6.129	6.448
9032893100 Automatic regulating voltage units(stabilizers)	46.242	193.789	125.604	408.763
9032893900 Oth automatic regulating/controllinginstrum.&app., electrically operated	69.890	173.756	875.724	2.214.588
9032899000 Oth automatic regulating/controllinginstrum.&app.not electrically operated	81.340	178.221	1.843.346	4.127.011
9032901000 Parts and accessories of goods ofsubheading 9032.89.10	238	254	57.027	60.373
9032902000 Parts and accessories of goods ofsubheading 9032.89.20	0	2.532	0	3.697
9032903000 Parts and accessories of other goods,electrically operated	6.438	19.549	120.993	388.696
9032909000 Parts and accessories of other goods,not electrically operated	35.108	50.868	614.770	957.766
9033001000 Parts&acc. for machines,appl.,instrum.of chapter 90 for elect'ly operated	9.353	22.951	309.750	918.765
9033002000 Parts&acc. for mach.appl.,instrum.ofchap. 90 for not electrically operated	13.752	21.073	241.337	554.079
9101110000 Elec'ly wrist-watches,whether/not withastopwatch fac'ty,wi mech.display only	11	576	124	2.755
9101190000 Elec'ly wrist-watches,whether/not withastopwatch facility,with oth display	33	6.335	46.891	624.385
9101290000 Oth wrist-watches,whether/not withastop-watch fac'ty,w non auto. winding	53	53	30.009	30.009
9101990000 Other wrist-watches, not electricallyoperated	17.383	17.383	25.831	25.831
9102110000 Elec'ly wrist-watches oth head 91.01,wh'er/not w astop.w. fact,w/mech.dspl	4.169	4.323	154.544	165.183
9102120000 Elec'ly wrist-watches oth head 91.01,w/nw a s.watch fac'ty,w op-elec.dspl	359	971	11.559	25.559
9102190000 Elec'ly wrist-watches othh91.0,whether/not w/astopwatch fact,w/oth display	16.921	26.292	62.006	108.223
9102210000 Oth wrist-watches oth h91.01, whether/nt with a s.watch fac'ty,w/autom.wndg	12.249	56.545	46.315	220.484
9102290000 Oth wrist-watches oth h91.01, whether/nt w/a s.watch fac'ty,w/n.autom.wndg	23.562	53.123	125.852	208.113
9102911000 Stop-watches, electrically operated	1	1.418	20	4.130
9102919000 Other wrist-watches oth head 91.01,electrically operated	9.147	9.618	10.277	11.097

**I.3. IMPOR MENURUT KOMODITI / IMPORT BY HS COMMODITY**  
**\*\*\* FEBRUARI / FEBRUARY 2009 \*\*\***

H S Uraian Komoditi Commodity Description	Berat Bersih / Net Weight (Kg)		Nilai / Value C.I.F (US\$)	
	Bulan ini Current Month	Kumulatif Cum.Jan. to date	Bulan ini Current Month	Kumulatif Cum.Jan. to date
9102990000 Other wrist-watches oth head 91.02,electrically operated	26.086	79.857	104.747	245.361
9103100000 Clocks with watch movements, excludingclocks ofh91.04.,electrically operated	0	73	0	184
9103900000 Clocks with watch movements, excludingclocks ofh91.04.,not elecly operated	49	4.295	707	3.651
9104001000 Instrument panel clocks & clocks of asimilar type, for vehicles	3.309	4.958	214.238	346.816
9105110000 Alarm clocks, electrically operated	20.059	29.630	162.461	193.202
9105190000 Alarm clocks,not electrically operated	18.702	46.797	45.634	130.541
9105210000 Wall clocks, electrically operated	2.917	14.248	6.256	48.181
9105290000 Wall clocks, not electrically operated	25.188	48.918	59.563	130.378
9105910090 Oth. Clocks, electrically operated	1.441	1.532	6.928	8.639
9105990010 Oth. marine and similar chronometers(oth. than clocks of heading 91.04)	0	26	0	379
9105990090 Oth. Clocks, not electrically operated	5.257	5.552	11.670	14.448
9106100000 Time-registers; time-recorders	11.405	26.455	55.622	115.338
9106900000 Oth time record.&intervals of time appw/clock/watch move./with synchron.mtr	2.495	45.938	64.909	278.463
9107000000 Time switches with clock/watchmovement/with synchronous motor.	9.243	19.714	81.078	161.318
9108110000 Watch move., comp.&assem. with mech.display only, electrically operated	124	126	160	173
9108200000 Watch move., comp.&assem. with mech.-with automatic winding	0	22	0	2.455
9108900000 Other watch movements, complete &assembled, not electrically operated	4	4	93	93
9109110000 Clock movements of alarm clocks,compl.and assembled, electrically operated	840	840	3.422	3.422
9109190000 Clock movements of oth clocks, compl.&assembled, electrically operated	521	2.847	2.562	12.823
9109900000 Clock movements, complete andassembled, not electrically operated	0	435	0	2.904
9110110000 Complete movements, unassem./partlyassem.(movement sets) of watches	1.478	7.061	14.789	42.048
9110190000 Rough movements of watches	2.571	2.571	893	893
9111200000 Watch cases of base metal, whetheror not gold/silver-plated	346	6.083	1.600	19.867
9111800000 Other watch cases	9.849	11.302	40.422	45.588
9111900000 Parts of watch cases	1.895	3.577	4.594	7.638
9112200000 Clock cases and cases of a similartype for other goods of this chapter	0	707	0	2.567
9112900000 Part of clock cases&cases of a similartype for other goods of this chapter	334	685	1.044	2.854
9113200000 Watchstraps,watch bands& bracelets,of base metal,wheth/not gold/s plated	808	1.062	3.644	4.551
9113900000 Other watchstraps, watch bands &watch bracelets	14.076	18.544	72.451	89.394
9114100000 Springs, including hair-springs ofclock/watch	0	1	0	18
9114300000 Dials of clock/watch	509	1.309	2.048	4.774
9114400000 Plates and bridges of clock/watch	6.391	6.392	10.368	10.377
9114900000 Other parts of clock/watch	7.216	14.363	35.635	56.507
9201100000 Upright pianos	23.273	52.265	55.724	389.355
9201200000 Grand pianos	14.797	25.825	113.864	179.744
9201900000 Oth pianos,including automatic pianos;harpsichords&oth keybrd string.instr.	33.870	82.863	34.115	207.519
9202100000 String musical instruments playedw/a bow	5.893	12.049	71.772	84.955
9202900000 Other string musical instrumentsplayed	21.652	46.681	148.675	261.831
9205100000 Brass-wind instruments	0	5.084	0	45.829
9205901000 Keyboard pipe organ; harmonium & similarkeyboard instrum with free metal reed	1.596	4.337	7.067	320.411
9205909000 Oth. keyboard pipe organs, harmoniumswith free metal reeds	19.734	46.015	201.195	519.626
9206000000 Percussion musical instruments(foresp, drm,xylophones,cymbals,castanets)	22.476	71.152	126.662	356.440
9207100000 Keyboard instruments, other thanaccordions	12.394	65.347	136.708	323.679
9207900000 Oth musical instruments,the sound isproduc/must be amplified,electrically	11.575	22.032	43.750	87.726
9208100000 Musical boxes	1.343	6.864	5.773	20.952
9208901000 Decoy calls, call horns &other mouthblown sound signalling instruments	23	39	50	1.858
9208909000 Oth musical instruments not fallingwithin any oth heading of this chapter	4.155	7.950	12.788	134.743
9209300000 Musical instrument strings	15.951	24.406	170.681	251.769
9209911000 Strung backs, keyboards and metalframes for upright pianos	89.591	258.084	814.904	2.339.231
9209919000 Other parts and accessories for pianos	256.916	630.736	1.398.197	3.768.690
9209920000 Parts & accessories for the musicalinstruments of heading 92.02	95.131	233.166	779.997	2.172.301
9209940000 Parts & accessories for the musicalinstruments of heading 92.07	138.780	168.138	1.825.152	2.106.190
9209990000 Parts & accessories for other musicalinstruments	51.835	75.365	2.104.441	2.742.485
9301110000 Artillery weapons (for example, guns,howitzers & mortars), self-propelled	7	1.323	30	27.459
9301900000 Oth military weapons,o than revolvers,pistols & the arms of heading 93.07	909	2.194	584.689	1.507.559
9302000000 Revolvers and pistols, otherthan those of heading 93.03/93.04.	638	644	84.701	89.093
9303309000 Oth sporting/target-shooting rifles	70	70	3.922	3.922
9303900000 Oth firearms&sim. device which operateby the firing of an explosive charge	0	4	0	3.904
9304009000 Oth arms (for example,spring, air/gasguns&pistols),excl.those of head 93.07	7	7	344	344
9305100000 Parts and accessories of revolvers/pistols	9	17	4.966	8.243
9305299000 Other parts and accessories of othershotguns	1	1	1	1
9305910000 Parts and accessories of militaryweapons of heading 93.01	0	28	0	20.045
9305999000 Parts and accessories of other arms	2	2	86	86
9306210000 Cartridges for shortgun and air gun	7.500	7.500	23.675	23.675
9306290000 Parts of cartridges, gun pellets	0	3.247	0	22.600
9306302000 Cartridges for riveting/similar toolsor for captive-bolt humane killers and	105	105	4.677	4.677
9306309000 Other cartridges and parts thereof usefor other arms	1	1.163	31	65.176
9306900000 Other cartridges, missiles and similarmunitions of war & parts thereof	0	22	0	1.006
9401100000 Seats of a kind used for aircraft,convertible into beds	2.656	2.753	128.428	133.765
9401200000 Seats of a kind used for motorvehicles, converti-ble into beds	9.859	15.807	130.119	208.008
9401300000 Swivel seats with variable heightadjustment	23.033	193.609	75.266	560.363
9401400000 Seats other than garden seats/camping	294	43.724	2.550	136.567
9401510010 Seats of rattan	34	103	533	1.534

**I.3. IMPOR MENURUT KOMODITI / IMPORT BY HS COMMODITY**  
**\*\*\* FEBRUARI / FEBRUARY 2009 \*\*\***

H S Uraian Komoditi Commodity Description	Berat Bersih / Net Weight (Kg)		Nilai / Value C.I.F (US\$)	
	Bulan ini Current Month	Kumulatif Cum.Jan. to date	Bulan ini Current Month	Kumulatif Cum.Jan. to date
9401510090 Other seats of rattan	0	637	0	3.421
9401590000 Other seats of bamboo/rattan	73	81	26	72
9401610000 Upholstered	17.062	103.759	57.356	363.145
9401690000 Other upsholstered	35.863	117.291	86.547	281.976
9401710000 Other seats, with metal frames,upholstered	94.149	293.804	294.801	795.431
9401790000 Other seats, with metal frames, notupholstered	175.119	394.445	384.785	742.676
9401801000 Baby walkers	1.700	1.708	3.338	3.466
9401809000 Other seats	44.578	141.464	130.028	260.139
9401901010 Parts of aircraft seats of plastics	1.317	2.820	11.903	14.934
9401901090 Oth parts of aircraft seats of plastics	70	194	4.520	6.148
9401909100 Parts of seats of goods of subheading9401.20.00/9401.30.00	90.271	207.231	680.713	1.396.829
9401909910 Oth.of goods of subheading of plastic9401.20/9401.30	9.183	29.208	19.459	97.303
9401909990 Oth.of goods of subheading9401.20/9401.30	178.152	407.538	692.725	1.684.373
9402101000 Dentists' chairs	20.528	52.717	109.519	354.376
9402103000 Barbers' and hairdressers' chairs andparts	381	41.988	2.388	81.944
9402109000 Other dentists, hairdressers & barberschairs and part thereof	774	19.765	13.152	39.101
9402901000 Furntr.designed for medical,surgical/veterinary surg.purp.&parts thereof	21.215	24.287	75.857	173.809
9402909000 Oth. furntr.design for medical,surgical/veterinary surg.purp.&parts thereof	51.546	81.138	237.022	561.267
9403100000 Mtl furniture of a kind used in office	17.375	126.563	33.414	241.383
9403200000 Other metal furniture	202.080	673.420	293.195	1.087.436
9403300000 Wooden furniture of a kind usedin offices	87.054	260.513	79.207	541.367
9403400000 Wooden furniture of a kind usedin the kitchen	14.738	48.556	10.770	56.515
9403500000 Wooden furniture of a kind usedin the bedroom	139.821	864.896	174.435	1.649.168
9403600000 Other wooden furniture	205.779	557.121	342.208	881.006
9403700000 Furniture of plastics	118.072	262.480	90.011	201.945
9403810010 Bedroom, dining room/living room sets ofrattan	739	739	550	550
9403810020 Bedroom, dining room/living room sets ofother materials	2	47.001	3	33.317
9403810090 Other furniture of bamboo or rattan	2.184	15.351	14.630	86.794
9403890010 Bedroom, dining room/living roomsets of other materials	1.388	16.671	6.740	38.463
9403890020 Oth furniture of a kind used in parks,garden/vestibules	0	2.619	0	5.086
9403890090 Other furniture	46.810	240.329	61.409	479.665
9403900000 Parts of other furniture	71.387	384.904	168.222	761.894
9404100000 Mattress supports	1.927	11.022	6.044	34.842
9404210000 Mattresses of cell. rubber/plastics,whether/not covered	190	4.124	396	4.643
9404291000 Mattress springs of other materials	1.678	33.720	6.603	86.605
9404299000 Other mattress of other materials	132.683	304.493	71.788	179.729
9404300000 Sleeping bags	87	2.574	609	19.430
9404901000 Quilts, bedspreads and mattressprotectors	13	10.385	141	127.777
9404909000 Other articles of bedding and similarfurnishing	11.638	27.556	32.048	78.249
9405102000 Surgical lamps of ceiling/walllighting fittings	40	450	3.133	12.846
9405103000 Spotlights of ceiling/wall lightingfittings	16.400	42.881	114.774	309.149
9405109000 Oth chandeliers&oth elec ceiling/walllight.fittng,exc.of apublic spac.light	307.003	862.303	1.136.612	3.535.969
9405201000 Surgical lamps of electric table,desk,bedside/floor-standing lamps	0	151	0	10.381
9405209010 Elect. table of spotlights	3.816	16.179	7.203	35.968
9405209090 Oth. elect. table, desk	30.859	169.418	102.042	654.733
9405300000 Lighting sets of a kind used forchristmas trees	2.886	2.886	6.477	6.477
9405401000 Surgical lamps, incl. operat lights;pilot lamp assem for elec.-thermic dom	515	1.131	12.835	59.841
9405402000 Searchlights	320	320	1.680	1.680
9405404000 Oth. electr. lamps of spotlights	7.544	38.330	47.856	116.278
9405405000 Street lamps/lanterns	5.119	12.036	26.803	56.883
9405406000 Other exterior lighting, other thanstreet lamps/lanterns	4.814	14.658	45.453	156.906
9405407000 Non-flashing aerodrome beacons;lampsfor railwayloc.aircraft,ships ofbbs mtl	49	7.739	3.138	13.344
9405408000 Pilot lamp assemblies for electrodomestic appliances of heading 85.16	0	290	0	4.700
9405409010 Fibreoptic operation headlights	1	292	55	2.603
9405409090 Oth electric lamps,including oth elecclamps&lighting fittings of wood	20.168	60.287	119.121	414.497
9405501900 Oth. non elect. lamps&flighting fittings	0	169	0	67
9405504010 Hurricane lamps of base metal	4.526	4.607	8.236	9.368
9405504090 Other hurricane lamps	5.914	7.043	6.471	7.668
9405509011 Oil lamps of brass, used for relig.rites	0	71	0	1.683
9405509012 Oil lamps of other base metal,or of wood	0	2	0	92
9405509020 Miners lamps and quarrymens lamps	17	104	642	4.626
9405509090 Other miners lamps & quarrymenslamps	1.008	1.869	10.836	22.974
9405601000 Property protection warning signs,street name plates,road&traffic signs	17.460	18.816	41.064	49.794
9405609010 Property protection warning signs,of stone/ceramic	0	329	0	1.529
9405609090 Other property protection warningsigns	5.164	8.550	62.502	89.379
9405911000 Parts of glass for surgical lamps	0	1.528	0	8.374
9405912000 Parts of glass for spotlights	17	2.137	542	40.542
9405914000 Glass globes and chimneys for otherlamps	104	133	250	461
9405919000 Parts of glass of other lamps	25.508	63.495	45.285	129.761
9405922000 Parts of plastics for spotlights	1.271	1.660	6.105	9.250
9405929000 Parts of plastics for other lamps	1.444	189.040	6.796	309.560
9405991000 Lampshades of textile materials	420	4.617	4.198	13.520
9405999010 Frames for miners/quarrymenslamps	0	1.870	0	75.500

**I.3. IMPOR MENURUT KOMODITI / IMPORT BY HS COMMODITY**  
**\*\*\* FEBRUARI / FEBRUARY 2009 \*\*\***

H S Uraian Komoditi Commodity Description	Berat Bersih / Net Weight (Kg)		Nilai / Value C.I.F (US\$)	
	Bulan ini Current Month	Kumulatif Cum.Jan. to date	Bulan ini Current Month	Kumulatif Cum.Jan. to date
9405999090 Other, for the miners lamps, surgical	39.428	155.633	121.724	379.932
9406009200 Other prefabricated buildings of wood	1.462	1.462	520	520
9406009400 Other prefabricated buildings of iron/steel	475.176	603.780	1.348.240	1.931.763
9406009900 Other prefabricated buildings of other materials	92.284	464.456	2.435.635	4.110.091
9503001000 Tricycles, scooters, pedal cars and similar wheeled toys; dolls carriages	1.879	33.580	37.047	111.943
9503002100 Dolls, whether/not dressed	134.363	226.699	241.381	592.396
9503002200 Garments and garments accessories; footwear and headgear	6	23	507	561
9503002900 Other garments and garm. accessories; footwear and headgear	2.634	36.046	38.860	178.694
9503003000 Electric trains, includ tracks, signals and other accessories therefor	0	3.234	0	5.326
9503004100 Model aircraft assembly kits	3	2.225	19	7.135
9503004900 Other model aircraft assembly kits	38.012	488.343	250.657	1.369.137
9503005000 Other construction sets & constructional toys, of materials other than plastics	5.337	19.136	35.513	185.608
9503006000 Stuffed toys representing animals/non-human creatures, puzzles	12	9.614	87	25.335
9503007100 Toys of jigsaw/picture puzzles	45	454	97	2.658
9503007900 Other toys of jigsaw/picture puzzles	18.042	61.480	32.057	170.180
9503009100 Numerical, alphabetical/animal block/cut-outs; word builder sets;	3	402	167	1.595
9503009200 Skipping ropes	0	1.184	0	2.429
9503009300 Marbles	0	24.501	0	2.858
9503009900 Other of goods of sub heading 95.03.00.9	84.459	979.479	389.612	2.273.087
9504100000 Video games of a kind used with a television receiver	50.268	107.172	138.933	247.067
9504202000 Tables for billiards of all kinds	8.068	31.068	8.314	13.714
9504209000 Other articles and accessories for billiards	6.090	33.179	8.142	18.297
9504300000 Oth games, operated by coins, banknotes bank cards, tokens/by other means	18.955	60.616	79.069	211.900
9504400000 Playing cards	28.129	100.673	20.529	71.872
9504901000 Bowling requisites of all kind	5.230	5.975	44.000	44.771
9504902000 Darts and parts and accessories of darts	235	263	806	881
9504909100 Tables designed for games	57	57	434	434
9504909900 Other tables designed for games	2.635	30.976	9.762	117.178
9505100000 Articles for christmas festivities	836	25.481	2.564	126.827
9505900000 Festive, carnival/oth entertn. articles incl conjuring tricks & novelty jokes	9.934	29.255	71.518	94.056
9506110000 Skis of snow-skis	148	148	2.016	2.016
9506120000 Ski-fastenings (ski-bindings)	18	18	252	252
9506190000 Other snow-ski equipment	482	21.723	2.294	39.438
9506210000 Sailboards	129	134	4.291	4.865
9506290000 Other water-skis, surf-boards, sailboards & oth water-sport equipment	12.514	15.286	33.224	58.774
9506310000 Clubs for golf, complete	2.700	5.078	9.867	19.592
9506320000 Balls for golf	9.148	13.186	19.505	29.059
9506390000 Other golf equipment	2.775	5.280	49.559	58.724
9506401000 Tables tennis	1.107	1.107	3.813	3.813
9506409000 Oth articles & equip for table-tennis	10.585	23.751	28.363	49.359
9506510000 Art. & equip. for lawn tennis rackets whether/not strung	2.019	10.915	13.431	226.386
9506590000 Oth. art. & equip. for lawn tennis rackets	28.162	56.573	147.804	205.537
9506610000 Lawn-tennis balls	45	1.462	231	8.194
9506620000 Inflatable balls	18.021	40.029	212.326	330.197
9506690000 Other balls, other than golf balls & table-tennis balls	2.529	13.926	15.155	54.629
9506700000 Ice skates and roller skates, incl. skating boots with skates attached	11.072	12.803	17.728	20.604
9506910000 Artic. & equip. for general physice exercise, gymnastics/athletics	190.113	421.523	380.905	1.060.966
9506993000 Nets, cricket pads, shinguards and similar articles	10.489	17.212	36.834	51.825
9506995010 Shuttlecocks	4.588	8.460	18.493	23.367
9506995090 Other articles and equipment for sport but badminton	13.641	20.338	51.326	70.999
9506999000 Oth articles & equipment for oth sports; swimming pools & paddling pools	13.532	21.859	24.562	76.511
9507100000 Fishing rods	60.405	94.753	144.685	309.365
9507200000 Fish-hooks, whether/not snelled	19.526	57.770	30.463	104.559
9507300000 Fishing reels	26.460	34.475	42.076	59.724
9507900000 Other fishing rods, hooks, /reels	13.040	35.471	272.290	650.667
9508900000 Roundabouts, swings, shooting galleries & oth fairgrnd amus.; trave. theatres	21.787	28.528	711.811	720.850
9601100000 Worked ivory and articles of ivory	321	721	3.824	10.913
9601901000 Worked mother-of pearl/tortoise-shell & articles of the foregoing	996	1.120	24.209	25.642
9601909000 Other worked mother-of pearl/tortoise-shell & articles of the foregoing	21.715	22.097	113.794	160.196
9602001000 Gelatin capsules for pharmaceutical products	5.608	7.342	129.123	178.188
9602002000 Cigar/cigarette cases, tobacco jars and household ornamental articles	43	48	368	370
9602009000 Oth worked veget/minrl carving matrl & artic. of these matrls; of wax, stearin, gum	273	2.287	1.560	4.283
9603101000 Brushes consisting of twigs/others vegetable material bound together	13.794	68.244	33.390	118.916
9603102000 Brooms consisting of twigs/others vegetable material bound together	23.742	52.208	26.238	64.370
9603210000 Tooth brushes, including dental-plate brushes	119.484	250.728	892.931	1.906.774
9603290000 Shaving brushes, hair brush, nail brush, eyelash o. toilet brush for use on men	39.609	80.647	99.698	270.529
9603300000 Artists' brushes, writing brush & similar brushes for the applic. of cosmetics	9.879	25.724	68.637	121.131
9603400000 Paint, distemper, varnish/similar brushes; paint pads and rollers	247.896	526.737	290.695	612.591
9603500000 Other brushes constituting parts of machines, appliances/vehicles	7.051	24.233	76.272	214.810
9603901000 Prepared knots and tufts for broom/brush making	55	2.055	1.745	28.846
9603902000 Hand-operated mechanical floor sweepers, not motorised	8.151	14.813	23.736	40.389
9603904000 Other brushes	32.010	152.422	65.032	171.055
9603909200 Parts for goods of sub heading 9603.90.20	283	426	2.670	3.383

**I.3. IMPOR MENURUT KOMODITI / IMPORT BY HS COMMODITY**  
**\*\*\* FEBRUARI / FEBRUARY 2009 \*\*\***

H S Uraian Komoditi Commodity Description	Berat Bersih / Net Weight (Kg)		Nilai / Value C.I.F (US\$)	
	Bulan ini Current Month	Kumulatif Cum.Jan. to date	Bulan ini Current Month	Kumulatif Cum.Jan. to date
9603909900 Parts for goods of oth than subheading9603.90.10	24.151	68.775	57.568	211.332
9604001000 Hand sieves and hand riddles of metal	11	117	808	1.697
9604009000 Hand sieves and hand riddles of othermaterial	31	679	548	13.429
9605001000 Travel sets for personal toilet	1.068	4.514	5.051	15.711
9605009000 Travel sets for sewing/shoe/clothes cleaning	3.126	27.070	11.527	170.427
9606100000 Press-fasteners, snap-fasteners andpress-studs and parts therefor	29.804	52.302	441.772	873.614
9606210000 Buttons of plastics, not covered withtextile	66.431	158.495	1.084.115	2.990.481
9606220000 Buttons of base metal, not coveredwith textil	50.131	90.203	714.460	1.441.072
9606290000 Buttons of other material	52.939	132.222	627.001	1.517.274
9606300000 Button moulds&other parts of buttons;button blanks	3.487	13.392	53.693	196.205
9607110000 Slide fasteners fitted with chainscoops of base metal	39.616	77.622	515.664	1.163.346
9607190000 Other slide fasteners	178.745	269.577	920.484	1.974.398
9607200000 Parts of slide fasteners	155.944	385.168	902.759	1.724.933
9608101000 Ball point pens of plastics	15.317	47.708	86.512	124.819
9608109000 Oth. ball point pens of plastics	60.285	103.634	198.190	561.777
9608200000 Felt tipped & other porous-tipped pens& markers	41.746	84.744	201.532	341.913
9608310000 Indian ink drawing pens	0	63	0	2.283
9608391000 Fountain pens	1.836	6.924	4.753	33.185
9608399000 Oth. indian ink drawing pens	4.871	10.540	15.102	28.989
9608400000 Propelling/sliding pencils	1.971	13.150	17.960	63.837
9608500000 Sets of articles from two/more of theforegoing subheadings	4.184	17.745	25.772	50.245
9608601000 Refills for ball point pens of plasticscomprising the ball point&ink reservoir	4.274	4.445	51.111	56.938
9608609000 Oth. refills for ball point pens of plstcomprising the ball point&ink reservoir	4.617	21.108	53.434	313.961
9608919000 Pen nibs and nib points of othermaterial	17.995	34.817	468.588	1.172.717
9608991000 Duplicating stylos	0	1.411	0	2.640
9608999000 Penholders,pencil-holders&similarholder parts of the foregoing articles	19.477	45.048	436.924	1.018.093
9609101000 Black pencils	20.563	81.561	33.397	166.895
9609109000 Crayons & other pencils with leadsencased in a rigid sheath	32.227	49.333	46.025	75.174
9609200000 Pencil leads, black/colored	29.949	106.576	50.836	897.059
9609901000 Slate pencils for school slates	5	6.104	734	9.154
9609903000 Pencils & crayons other than those ofsubheading 9609.10.00	9.088	10.173	21.828	24.466
9609909000 Pastels, drawing charcoals, tailors'chalks	29.350	52.382	77.945	114.613
9610001000 School slates	11.990	13.158	11.453	13.665
9610009000 Oth slates&boards,with writing/drawingsurf'es,whethr/not framed for o.school	8.064	12.894	50.795	77.142
9611000000 Date, seal/numbering stamps &the like hands operate	5.463	18.322	27.053	89.621
9612101000 Ribbons of textile fabric	5.338	20.909	66.690	101.419
9612109000 Ribbons of other materials	45.656	85.473	352.093	669.058
9612200000 Ink-pads	8.740	8.997	59.895	60.626
9613101000 Pocket lighters, gas fuelled,non-refillable of plastics	40.908	278.156	37.119	393.918
9613109000 Oth. pocket lighters, gas fuelled,non-refillable	66.320	311.741	89.075	422.636
9613201000 Pocket lighters, gas fuelled,refillable of plastics	33.331	173.478	47.187	106.330
9613209000 Oth. pocket lighters, gas fuelled,refillable	19.987	56.698	33.614	157.070
9613801000 Piezo-elect lighters for stoves&ranges	124	124	209	209
9613802000 Cigarette lighters/table lighter ofplastics	0	93	0	153
9613803000 Cigarette lighters/table lighters, oththan of plastics	7.556	10.733	68.048	131.659
9613809000 Other lighters	43.682	59.686	107.992	147.864
9613901000 Parts of refilled cartridge/other receptacles	15	54	902	1.062
9613909000 Other parts of lightersother than flints and wicks	25.727	62.134	268.820	560.777
9614009000 Oth smoking pipes, cigar.cigaetterholders and parts thereof	2.279	3.215	10.128	16.483
9615111000 Hair slides and the likeof hard rubbers/plastics	5.561	28.430	22.521	53.297
9615119000 Combs of hard rubbers/plastics	34.814	128.444	55.874	188.956
9615191000 Hair slides and the like of materialother than hard rubbers/plastics	524	6.477	2.768	16.562
9615199000 Combs of material other than hardrubbers/plastics	37.282	103.377	47.885	129.559
9615901100 Decorative hair pins of aluminium	0	70	0	1.620
9615901200 Decorative hair pins of iron/steel	49	1.426	560	12.935
9615901900 Oth. decorative hair pins	2.125	4.393	3.614	10.497
9615909200 Parts decorative hair pins of iron/steel	57	68	605	733
9615909900 Oth. parts of decorative hair pins	1.424	3.527	5.940	13.077
9616101000 Sprays of scent and similar toiletsprays	72.648	162.029	464.461	1.403.995
9616102000 Mounts and heads of the sprays	19.870	67.991	140.445	453.921
9616200000 Powder-puffs&pads for the applicationof cosmetics/toilet preparations	2.482	34.853	56.720	202.302
9617001000 Vacuum flasks and other vacuumvessels	45.257	159.811	72.491	340.194
9617002000 Parts of vacuum flasks & oth vacuumvessels other than glass inners	768	1.704	1.854	8.230
9618000000 Tailor' dummies & oth lay figs:auto-&oth displ.used for shop window dressing	9.578	17.285	136.947	202.481
9701100000 Paintings, drawings and pastels	704	6.475	11.256	44.314
9701901000 Colleges & similar decorative plaquesof cut flower bud,foli/oth part of plant	1.362	2.233	4.005	6.917
9701902000 Colleges & similar decorative plaquesof natural corks	0	30	0	482
9701909000 Colleges & similar decorative plaquesother than of natural cork	37	24.058	855	98.011
9702000000 Original engravings, prints andlithographs	0	27.008	0	8.130
9703000000 Original sculptures and statuary, inany material	21.296	22.358	10.173	19.256
9705000090 Collection and collectors pieces ofoth than zoologic/archaeologic interest	0	33	0	1.445
9706000000 Antiques of an age exceeding onehundred years	42	42	1.551	1.551
9801101000 Sedan of head 8703 with cylinder cap <1500 cc, incompletely knocked down	5.012	42.173	15.017	1.226.135



**I.3. IMPOR MENURUT KOMODITI / IMPORT BY HS COMMODITY**  
**\*\*\* FEBRUARI / FEBRUARY 2009 \*\*\***

H S Uraian Komoditi <i>Commodity Description</i>	Berat Bersih / <i>Net Weight (Kg)</i>		Nilai / <i>Value C.I.F (US\$)</i>	
	Bulan ini	Kumulatif	Bulan ini	Kumulatif
	<i>Current Month</i>	<i>Cum.Jan. to date</i>	<i>Current Month</i>	<i>Cum.Jan. to date</i>
9801102000 Oth vhcl of head 8703 with (4x2) systemincompletely knocked down, for person	464.410	1.726.556	5.199.864	20.015.206
9801201000 Vhcls of head 8704 with gross weight<=5 ton, incompletely knocked down	91.789	329.553	1.301.273	4.179.019
9801202000 Vhcls of head 8704 with 5 ton < grossweight <= 24 ton, incmpltly knocked down	1.478.279	4.089.024	10.718.382	33.726.615
9801203000 Vhcls of head 8704 with gross weight>24 ton,incmpltly knocked down,for good	2.490.931	3.552.746	7.420.108	11.958.853
9801302000 Vhcls of head 8702 with 5 tons < grosweight <= 24 ton, incmpltly knocked down	282.869	513.580	1.084.393	1.853.917
9802100000 Rotary internal/spark-ignition combustcomprsn-ignition pist engine, of inckd	45.098	64.891	172.834	885.813
9802200000 Gear boxes, of incomplete knocked downvehicles	184.229	421.044	3.492.300	7.467.563
9802300000 Drive-axles, of incomplete knocked downvehicles	165.064	1.202.949	573.630	4.845.822
<b>TOTAL IMPORT</b>	<b>5.353.812.083</b>	<b>11.762.345.696</b>	<b>5.939.043.327</b>	<b>12.539.612.576</b>

<https://www.bps.go.id>

**I.4. IMPOR MENURUT NEGARA ASAL / IMPORT BY COUNTRY OF ORIGIN**  
**\*\*\* FEBRUARI / FEBRUARY 2009 \*\*\***

Country Code	Negara Asal Country of origin	Berat bersih / Net weight (Kg)		Nilai / Value C.I.F ( U S \$ )	
		Bulan ini Current month	Kumulatif Cum. Jan. to date	Bulan ini Current month	Kumulatif Cum. Jan. to date
111	JP Japan	202.812.234	389.693.704	668.426.835	1.434.123.698
112	HK Hong Kong	11.117.919	28.876.103	129.111.475	251.430.405
113	KP Korea, Democratic People's Republic	4.369.188	4.885.622	1.911.924	3.534.587
114	KR Korea, Republic Of	275.111.470	588.393.886	295.377.966	625.398.654
115	TW Taiwan	60.210.704	167.193.297	121.020.614	295.163.232
116	CN China	403.036.815	1.024.435.598	761.606.798	1.830.334.561
117	MN Mongolia	1.501	2.027	22.244	36.129
118	MO Macau	27.526	49.568	32.149	165.950
120	PG Papua New Guinea	1.792.048	3.764.185	3.585.553	6.650.773
121	TH Thailand	219.326.719	493.223.099	289.454.420	582.505.086
122	SG Singapore	935.048.894	2.210.800.916	933.300.457	2.039.359.953
123	PH Philippines	10.514.902	22.656.273	27.333.872	52.778.330
124	MY Malaysia	600.773.430	1.172.810.080	330.718.737	675.550.063
125	MM Myanmar (form. Burma)	3.811.791	6.714.093	1.884.217	3.310.393
126	KH Cambodia	21.493	1.680.478	187.251	526.898
127	BN Brunei Darussalam	93.830.022	181.453.922	32.702.404	61.964.458
128	LA Lao People's Democratic Republic	32	8.246	1.605	43.242
130	BT Bhutan	716	1.140	14.532	31.836
131	VN Viet Nam	25.059.816	124.418.552	26.917.384	76.910.589
133	IN India	141.443.186	276.921.231	138.580.083	259.785.767
134	PK Pakistan	1.415.829	3.768.933	3.580.885	8.105.640
135	BD Bangladesh	1.209.351	2.744.452	1.756.195	3.085.369
136	LK Sri Lanka	2.315.254	4.120.266	2.188.299	3.724.091
138	ID Indonesia	392.688	628.431	1.649.635	2.692.970
142	IR Iran (islamic Republic Of)	16.666.992	30.056.656	7.870.191	13.874.220
143	SA Saudi Arabia	397.195.524	1.005.751.456	149.283.674	391.833.859
144	IL Israel	7.020	23.352	475.099	1.848.615
145	KW Kuwait	88.845.122	366.915.220	36.877.464	160.022.797
146	JO Jordan	25.776	107.174.114	120.029	20.997.824
148	LB Lebanon	17.166	43.540	158.344	246.739
151	YE Yemen	590	14.384	13.734	66.612
152	OM Oman	2.521.476	4.801.600	3.753.465	7.673.399
153	SY Syria Arab Republic	1.202.521	1.202.521	600.310	600.310
154	TR Turkey	30.901.477	73.011.212	17.615.376	38.023.681
155	AE United Arab Emirates	14.102.807	68.351.333	8.071.381	32.225.205
156	QA Qatar	57.042.386	146.261.559	32.616.696	71.955.102
157	BH Bahrain	282.992	9.563.577	498.063	3.031.056
158	CY Cyprus	65.000	109.000	20.331	34.766
211	EG Egypt	939.242	1.570.297	1.229.286	2.162.057
212	LY Libyan Arab Jamahiriya	146.447.431	276.453.239	49.670.707	97.684.970
213	MA Morocco	26.385	48.109	574.523	997.385
214	TN Tunisia	1.096.429	1.100.978	1.371.257	1.473.523
215	DZ Algeria	0	360	0	9.758
216	SD Sudan	78.087.225	78.087.225	25.368.022	25.368.022
217	ER Eritrea	0	9	0	552
219	NA Namibia	939.917	1.558.591	1.267.435	2.119.691
221	ET Ethiopia	87.348	120.175	630.572	802.316
222	TZ Tanzania, United Republic Of	498.955	993.903	485.457	1.225.145
223	MG Madagascar	157.830	332.107	486.866	1.101.362
225	KE Kenya	292.173	592.362	645.189	1.441.989
226	RE Reunion	0	702.560	0	67.911
227	MZ Mozambique	99.400	322.062	79.050	218.865
228	BW Botswana	0	62	0	1.010
230	TG Togo	0	155.377	0	322.106
231	GH Ghana	900.000	1.011.510	2.506.207	2.857.455
235	CG Congo	73.368	420.608	103.338	330.625
236	CM Cameroon	630.064	777.129	1.239.242	1.498.070
237	NG Nigeria	123.662.321	123.684.321	48.556.385	48.572.153
238	SL Sierra Leone	66	85	277	3.122
239	GA Gabon	70.270	70.276	167.815	168.078
240	CI Cote D'ivoire	200.360	802.120	537.299	1.859.314
241	SN Senegal	2.141	167.461	2.328	107.278
242	MR Mauritania	0	2.430	0	20.875
243	ML Mali	202.137	507.388	267.379	692.302
245	BF Burkina Faso	0	8.199	0	46.933
248	VI U.s. Virgin Islands	0	433	0	6.054
249	SC Seychelles	0	1.000	0	35.270
251	UG Uganda	1	11.060	10	107.962
252	CF Central African Republic	203.970	406.144	210.671	507.540
253	NE Niger	63	63	51	51
256	SH Saint Helena	46.068	46.070	99.048	99.050
260	SZ Swaziland	2.975	512.065	238.879	541.630
261	ZA South Africa	150.680.634	158.181.528	69.165.681	79.391.839
262	ZW Zimbabwe	207.180	1.334.360	667.203	2.970.961
264	MW Malawi	514.057	514.057	832.968	832.968
267	MU Mauritius	857.800	1.044.417	1.260.739	1.621.140
268	RW Rwanda	0	1	0	3

**I.4. IMPOR MENURUT NEGARA ASAL / IMPORT BY COUNTRY OF ORIGIN**  
**\*\*\* FEBRUARI / FEBRUARY 2009 \*\*\***

Country Code	Negara Asal Country of origin	Berat bersih / Net weight (Kg)		Nilai / Value C.I.F ( U S \$ )	
		Bulan ini Current month	Kumulatif Cum. Jan. to date	Bulan ini Current month	Kumulatif Cum. Jan. to date
298	VG Virgin Islands (british)	0	7.700.596	0	368.637
311	AU Australia	377.736.978	739.606.902	190.675.311	441.904.504
312	NZ New Zealand	37.607.984	83.049.511	38.827.109	76.717.936
318	FM Micronesia, Federated States Of	82	147	207	380
319	GU Guam	107	115	283	549
321	NR Nauru	0	166	0	620
322	NC New Caledonia	23	23	517	517
323	NU Niue	2.371	2.371	9.399	9.399
326	VU Vanuatu	90	90	519	519
328	IO British Indian Ocean Territory	0	13	0	216
331	AS American Samoa	280.555	384.219	805.891	960.127
332	CK Cook Islands	5.230	5.230	69.882	69.882
335	MH Marshall Islands	0	17	0	246.725
337	SB Solomon Islands	60.000	152.150	156.539	209.986
338	TO Tonga	241	422	2.113	3.189
339	TV Tuvalu	0	20	0	2.424
341	UM United States Minor Outlying Island	0	1	0	6
342	CC Cocos (keeling) Islands	10.000	10.000	8.040	8.040
343	TK Tokelau	118	118	593	593
391	TL East Timor	0	19.600	0	27.146
411	US United States	331.610.176	536.374.915	563.718.566	975.481.504
412	CA Canada	102.374.358	238.394.533	74.326.646	152.887.310
421	MX Mexico	1.415.726	2.973.960	9.127.140	16.035.685
422	GT Guatemala	1.782	17.511	2.374	82.755
423	HN Honduras	73	15.315	2.825	29.825
425	PA Panama	5.032	2.816.228	86.047	10.302.296
426	CU Cuba	1.535	1.535	60.060	60.060
427	CB Curacao	28	44	12.852	12.920
428	SR Suriname	8	8	140	140
431	CL Chile	11.005.602	26.557.570	6.238.608	16.665.448
432	VE Venezuela	13.503	27.494	59.212	135.617
433	AR Argentina	57.092.946	110.628.753	22.778.495	44.468.027
434	BR Brazil	76.635.331	252.530.136	48.755.126	112.568.946
435	CO Colombia	130.880	478.579	456.241	833.052
436	BO Bolivia	15.559	16.052	23.215	849.738
437	UY Uruguay	253.203	556.507	237.956	457.183
438	PY Paraguay	37.942	37.942	44.489	44.489
441	EC Ecuador	72.625	139.570	272.330	339.635
442	PE Peru	659.946	2.105.140	1.246.174	3.096.540
443	GY Guyana	142	142	5.691	5.691
444	TT Trinidad And Tobago	3	3	2.506	2.506
445	BS Bahamas	0	353.335	0	136.035
446	JM Jamaica	348.566	354.187	109.474	147.212
447	PR Puerto Rico	6.841	7.917	3.355.440	3.571.553
448	BZ Belize	0	24.000	0	11.040
449	DO Dominican Republic	5.954	318.523	77.967	302.326
450	SV El Salvador	2	7.407	81	357.596
451	CR Costa Rica	11.430	16.160	1.089.438	2.022.497
452	HT Haiti	9	209	1.159	7.932
453	BB Barbados	18.980	40.980	4.005	8.648
455	AI Anguilla	0	26	0	92
457	BM Bermuda	70.000	70.000	528.132	528.132
458	CV Cape Verde	0	14.966	0	45.443
459	KY Cayman Islands	9	471	88.850	92.522
460	DM Dominica	3	3	241	241
462	GF French Guiana	0	15	0	4.184
464	GL Greenland	875	875	4.409	4.409
467	AN Netherlands Antilles	605	15.626	21.538	244.334
469	LC Saint Lucia	1.499	1.674	9.352	11.093
470	SM San Marino	2	2	320	320
511	GB United Kingdom	39.050.679	81.725.399	68.037.479	112.332.105
512	NL Netherlands	12.227.979	43.425.560	31.407.899	84.878.682
513	FR France	11.961.098	23.227.280	103.593.920	164.422.047
514	DE Germany, Fed. Rep. Of	25.348.258	65.749.229	210.351.064	362.162.049
515	AT Austria	2.337.405	6.257.432	25.991.471	50.827.108
516	BE Belgium	17.996.885	29.175.309	37.231.823	71.295.825
517	CH Switzerland	1.546.483	4.909.505	25.662.808	71.110.375
518	LU Luxembourg	31.909	71.050	93.500	322.494
520	MC Monaco	500	877	19.390	77.978
521	DK Denmark	741.378	2.026.134	10.532.208	21.253.361
522	NO Norway	9.474.201	12.017.915	12.144.024	17.567.428
523	SE Sweden	8.701.400	19.703.764	37.749.217	102.931.314
524	FI Finland	2.564.385	6.044.343	42.223.364	63.409.145
525	IE Ireland	583.515	2.089.691	2.596.364	22.956.017
526	IT Italy	15.885.809	30.365.076	59.227.141	122.870.844
527	ES Spain	3.674.919	6.836.580	13.984.306	27.976.465
528	PT Portugal	48.726	139.997	909.049	1.644.121

**I.4. IMPOR MENURUT NEGARA ASAL / IMPORT BY COUNTRY OF ORIGIN**  
**\*\*\* FEBRUARI / FEBRUARY 2009 \*\*\***

Country Code	Negara Asal Country of origin	Berat bersih / Net weight (Kg)		Nilai / Value C.I.F ( U S \$ )	
		Bulan ini Current month	Kumulatif Cum. Jan. to date	Bulan ini Current month	Kumulatif Cum. Jan. to date
529	IS Iceland	881	4.842	3.031	32.779
531	GR Greece	2.158.959	2.544.417	1.502.636	2.398.135
533	AD Andorra	4	20.798	261	62.477
534	LI Liechtenstein	10	10	3.592	3.592
542	HU Hungary	85.424	149.245	1.604.801	3.470.098
543	PL Poland	12.140.348	12.990.202	4.997.776	7.431.006
544	RO Romania	122.298	383.189	446.038	2.572.160
545	BG Bulgaria	1.084.821	1.911.685	644.373	1.224.858
547	YU Yugoslavia	63	220	657	1.345
548	AL Albania	127.074	127.190	758.155	762.193
549	AM Armenia	0	7	0	212
550	AZ Azerbaijan	0	102.022.632	0	36.254.176
551	BY Belarus	240.756	4.890.451	1.430.891	6.269.906
552	KZ Kazakhstan	95.826	5.822.045	115.991	6.842.352
553	KG Kyrgyzstan	910	1.701	15.934	22.448
554	MD Moldova, Republic Of	7	10	161	265
557	UA Ukraine	65.279.783	76.278.589	29.985.314	34.022.120
559	LT Lithuania	20.920	55.459	78.705	396.425
560	LV Latvia	387	972.893	4.972	235.211
561	EE Estonia	1.042	639.499	57.254	769.333
562	GE Georgia	349	463	14.431	18.300
563	HR Croatia	79.867	203.270	297.414	757.322
564	BA Bosnia And Herzegovina	29	32	636	693
565	MT Malta	2.854	3.660	67.098	81.750
566	SK Slovakia	25.252	141.606	800.885	1.546.176
567	SI Slovenia	50.894	124.622	458.342	1.244.691
568	CZ Czech Republic	612.746	2.333.522	3.578.969	8.222.701
569	GS South Georgia And The South Sa	0	27	0	911
570	MK Rep. Of Macedonia	886	1.261	5.734	32.048
572	RU Russia Federation	12.563.023	37.063.217	10.107.172	27.598.970
	<b>TOTAL IMPORT</b>	<b>5.353.812.083</b>	<b>11.762.345.696</b>	<b>5.939.043.327</b>	<b>12.539.612.576</b>

**I.5. IMPOR MENURUT PROPINSI DAN PELABUHAN BONGKAR**  
**IMPORT BY PROVINCE AND PORT OF IMPORTATION**  
**\*\*\* FEBRUARI / FEBRUARY 2009 \*\*\***

Kode Pelabuhan Bongkar Port of Importation	Berat bersih / Net weight (Kg)		Nilai / Value C.I.F ( U S \$ )	
	Bulan ini Current month	Kumulatif Cum. Jan. to date	Bulan ini Current month	Kumulatif Cum. Jan. to date
<b>NANGROE ACEH DARUSSALAM</b>	<b>110.905.402</b>	<b>154.719.102</b>	<b>7.185.186</b>	<b>9.863.892</b>
104 IDLSW Lhok Seumawe	57.320.428	57.320.428	2.731.835	2.731.835
115 IDBTJ Blang Bintang (u)	3.700	7.400	28.411	59.513
117 IDKRU Krueng R. Malahayati	3.020.132	4.653.132	1.079.517	1.720.907
119 IDLHK Lhok Nga	50.561.142	92.738.142	3.345.423	5.351.637
<b>SUMATERA UTARA</b>	<b>291.517.642</b>	<b>683.373.438</b>	<b>138.966.345</b>	<b>331.053.908</b>
143 IDTPR Tanjung Pura	17.989	18.498	14.980	28.021
144 IDBLW Belawan	288.180.184	638.179.323	136.088.106	309.046.679
145 IDTJB Tanjung Balai Asahan	1.799.891	4.298.625	1.114.353	2.086.934
159 IDSLG Sibolga	1.488.336	1.488.336	478.648	478.648
166 IDMES Medan / Polonia (u)	31.242	61.228	1.270.258	2.478.259
167 IDMDN Medan (ptt)	0	2	0	2.797
170 IDKTJ Kuala Tanjung	0	39.327.426	0	16.932.570
<b>SUMATERA BARAT</b>	<b>51.423.831</b>	<b>100.722.859</b>	<b>23.470.310</b>	<b>45.471.911</b>
191 IDTBY Padang/tl.bayur	51.423.831	100.722.859	23.470.310	45.471.911
<b>RIAU</b>	<b>57.693.901</b>	<b>135.906.922</b>	<b>45.910.740</b>	<b>110.276.005</b>
225 IDDUU Dumai	22.115.530	42.159.430	15.163.974	36.449.824
228 IDBLS Bengkalis	65.380	255.775	21.897	99.109
230 IDSPA Selat Panjang	23.360	95.818	9.895	40.816
233 IDPEK Pekanbaru (rumbai)	879.664	1.692.059	1.424.934	2.444.368
235 IDSUQ Sungai Guntung	0	2.247.909	0	5.078.876
242 IDTEM Tembilahan	0	2.050.668	0	3.605.084
243 IDKEN Kuala Enok	0	37.113	0	72.987
261 IDPKU Simpang Tiga (u)	7.484	10.332	79.027	88.912
273 IDPAK Pekanbaru	427.522	1.542.076	3.093.027	7.813.418
277 IDBUN Buatan	23.082.505	41.541.767	9.227.088	17.285.241
278 IDPW Perawang, Sumatra	11.092.456	44.273.975	16.890.898	37.297.370
<b>JAMBI</b>	<b>2.499.036</b>	<b>6.695.946</b>	<b>8.195.357</b>	<b>18.256.587</b>
291 IDTKK Kuala Tungkal	852.895	1.983.429	6.371.082	14.759.351
292 IDMSA Muara Sabak	1.504.873	1.604.873	534.230	696.230
293 IDDJM Jambi	141.268	3.107.644	1.290.045	2.801.006
<b>SUMATERA SELATAN</b>	<b>15.538.209</b>	<b>29.334.593</b>	<b>9.317.639</b>	<b>24.738.712</b>
326 IDPLA Palembang - Plaju	14.561	4.184.592	110.712	1.738.101
334 IDPLM Sm.badaruddin (u)	6.369	24.330	182.505	1.417.011
339 IDBLJ Belinju	378.000	378.000	369.482	369.482
340 IDMRI Musi River/boom Baru	15.139.279	24.747.671	8.654.940	21.214.118
<b>BENGGKULU</b>	<b>0</b>	<b>4.373.076</b>	<b>0</b>	<b>2.396.839</b>
361 IDBKU Bengkulu	0	4.373.076	0	2.396.839
<b>LAMPUNG</b>	<b>390.574.503</b>	<b>583.993.661</b>	<b>168.377.614</b>	<b>277.516.267</b>
364 IDKTA Kota Agung	331.900.131	484.149.842	127.969.369	191.078.133
395 IDPJG Panjang	58.674.372	99.843.819	40.408.245	86.438.134
<b>BANGKA BELITUNG</b>	<b>4.627.434</b>	<b>6.794.519</b>	<b>2.783.502</b>	<b>5.910.015</b>
321 IDMUO Muntok	504.199	1.475.199	460.247	1.435.671
323 IDPGX Pangkal Balam	3.799.235	4.995.320	1.934.444	4.085.533
330 IDSLI Sungai Liat	314.000	314.000	339.436	339.436
333 IDTSE Tanjung Selu	10.000	10.000	49.375	49.375
<b>KEPULAUAN RIAU</b>	<b>190.794.238</b>	<b>404.401.257</b>	<b>585.626.031</b>	<b>1.160.488.139</b>
248 IDTBK Tg Balai Karimun	535.470	678.279	1.959.599	3.022.231
250 IDTAN Tanjung Uban	44.697.796	91.699.423	22.887.152	43.823.438
251 IDTPN Tanjung Pinang	11.874	630.785	75.069	524.848
258 IDBTU Batu Ampar	110.644.528	211.793.373	346.727.149	679.561.489
262 IDTNJ Kijang (u)	8.489	25.662	97.576	191.439
265 IDSKP Sekupang	15.272.973	36.424.071	148.101.264	280.294.700
267 IDKAB Kabil/panau	19.572.960	63.056.235	48.293.697	115.855.602
271 IDBTH Hang Nadim (u)	50.148	93.429	17.484.525	37.214.392
<b>DKI JAKARTA</b>	<b>1.414.487.361</b>	<b>2.895.304.743</b>	<b>3.170.346.259</b>	<b>6.375.413.790</b>
431 IDTPP Tanjung Priok	1.388.413.486	2.864.457.571	2.735.838.314	5.544.622.687
432 IDKLB Kalibaru	20.905.940	20.965.722	9.292.504	9.328.224
433 IDJKT Jakarta / Pasar Ikan	5.236	5.344	29.212	31.745
434 IDCGK Sukarno Hatta (u)	5.083.099	9.704.855	414.307.981	804.338.281
436 IDHLP Hlm. Perdana Kusuma	79.600	171.251	10.878.248	17.092.853
<b>JAWA BARAT</b>	<b>182.564.201</b>	<b>593.382.659</b>	<b>80.778.383</b>	<b>270.702.373</b>
463 IDCBN Cirebon/pengung	2.783.472	12.793.472	1.917.148	2.424.200
467 IDBLG Balongan	177.642.349	572.413.288	75.333.954	253.623.173
468 IDBND Bandung(ptt/gd Bage)	1.136.701	1.932.204	1.272.116	2.056.966

**I.5. IMPOR MENURUT PROPINSI DAN PELABUHAN BONGKAR**  
**IMPORT BY PROVINCE AND PORT OF IMPORTATION**  
**\*\*\* FEBRUARI / FEBRUARY 2009 \*\*\***

Kode Pelabuhan Bongkar Port of Importation	Berat bersih / Net weight (Kg)		Nilai / Value C.I.F ( U S \$ )	
	Bulan ini Current month	Kumulatif Cum. Jan. to date	Bulan ini Current month	Kumulatif Cum. Jan. to date
470 IDCRB Cirebon (ptt)		2	1.392	1.392
471 IDTLN Tanjung Leneng	1.001.677	6.243.693	2.253.773	12.596.642
<b>JAWA TENGAH</b>	<b>327.651.599</b>	<b>1.252.267.083</b>	<b>207.877.738</b>	<b>663.929.442</b>
494 IDTES Tanjung Emas	129.503.435	309.295.023	129.085.589	312.574.292
495 IDCXP Cilacap	198.144.449	942.961.341	78.732.418	351.232.612
496 IDSRG Achmad Yani (u)	1.179	4.741	16.088	53.233
497 IDSMR Semarang (ptt)	1.795	3.795	21.027	23.365
498 IDSOC Jebres/adi Sumarmo	741	2.183	22.616	45.940
<b>D I YOGYAKARTA</b>	<b>35.267</b>	<b>60.461</b>	<b>212.385</b>	<b>278.814</b>
531 IDJOG Adi Sucipto (u)	23.037	24.193	133.238	195.696
532 IDJOK Yogyakarta (ptt)	12.230	36.268	79.147	83.118
<b>JAWA TIMUR</b>	<b>1.097.247.020</b>	<b>2.151.845.282</b>	<b>694.697.324</b>	<b>1.410.349.215</b>
562 IDGRE Gresik	38.095.682	202.496.502	15.194.716	49.045.281
563 IDTPE Tanjung Perak	886.491.971	1.654.125.095	589.234.230	1.200.153.040
564 IDPAZ Pasuruan	80.050	395.097	95.937	1.197.955
565 IDPRO Probolinggo	937.028	937.028	6.528.571	6.528.571
566 IDPRN Panarukan	171.014.572	292.797.390	69.349.129	120.741.344
576 IDKLG Kalianget	106.000	106.000	100.000	100.000
587 IDSUB Surabaya /juanda (u)	305.514	643.431	13.390.620	31.083.556
588 IDSUR Surabaya (ptt)	216.203	311.436	804.121	1.237.624
592 IDRAM Rambipuji Jember	0	33.303	0	261.844
<b>BANTEN</b>	<b>568.872.330</b>	<b>1.120.298.270</b>	<b>281.986.992</b>	<b>589.416.234</b>
461 IDMRK Merak	393.542.653	735.783.025	197.505.093	420.965.690
473 IDCGD Cigading	175.329.677	384.515.245	84.481.899	168.450.544
<b>B A L I</b>	<b>38.324.118</b>	<b>76.054.742</b>	<b>25.652.373</b>	<b>47.078.070</b>
613 IDBOA Benaololoan	38.157.471	75.665.010	21.550.835	38.229.042
620 IDDPS Ngurah Rai (u)	166.647	389.732	4.101.538	8.849.028
<b>NUSA TENGGARA BARAT</b>	<b>2.420.002</b>	<b>11.276.086</b>	<b>7.254.178</b>	<b>27.340.921</b>
655 IDBMU Bima	2.420.002	11.276.086	7.254.178	27.340.921
<b>KALIMATAN BARAT</b>	<b>7.666.528</b>	<b>12.603.685</b>	<b>4.125.957</b>	<b>7.465.664</b>
714 IDPON Pontianak	7.666.528	12.603.685	4.125.957	7.465.664
<b>KALIMANTAN TENGAH</b>	<b>1.377.976</b>	<b>3.554.377</b>	<b>2.797.302</b>	<b>4.327.309</b>
744 IDKUM Kumai	1.370.471	1.391.712	2.744.102	2.779.361
746 IDSMQ Sampit	7.505	2.162.665	53.200	1.547.948
<b>KALIMANTAN SELATAN</b>	<b>14.394.709</b>	<b>182.659.120</b>	<b>52.191.568</b>	<b>262.954.337</b>
771 IDBAN Banjarmasin	14.394.709	39.922.271	52.191.568	116.907.506
773 IDKTB Kotabaru	0	142.736.849	0	146.046.831
<b>KALIMANTAN TIMUR</b>	<b>481.998.026</b>	<b>1.056.175.447</b>	<b>313.020.809</b>	<b>649.649.359</b>
803 IDBPP Balikpapan	469.290.113	1.025.773.521	279.805.475	536.506.465
805 IDSRD Samarinda	0	8.116.176	0	13.815.001
810 IDTGR Pasir/tanah Grogot	403.140	403.140	5.160.000	5.160.000
813 IDTSG Tanjung Sangata	12.057.191	18.541.685	14.405.366	60.458.379
814 IDBPN Sepinggian (u)	247.582	472.624	13.649.968	22.975.987
817 IDBTG Bontang	0	2.868.301	0	10.733.527
<b>SULAWESI UTARA</b>	<b>0</b>	<b>99.000</b>	<b>0</b>	<b>60.500</b>
835 IDBIT Bitung	0	99.000	0	60.500
<b>SULAWESI SELATAN</b>	<b>46.216.096</b>	<b>170.717.746</b>	<b>49.422.203</b>	<b>104.644.470</b>
892 IDPAP Pare-pare	4.272.368	56.083.717	22.110.251	51.659.261
893 IDUJU Ujungpandang	39.545.141	112.235.423	19.585.910	45.252.275
897 IDMLI Malili, Sulawesi	2.396.375	2.396.375	7.592.838	7.592.838
904 IDUPG Hasanuddin (u)	172	191	5.725	12.617
907 IDSQR Soroako	2.040	2.040	127.479	127.479
<b>SULAWESI TENGGARA</b>	<b>21.409.000</b>	<b>21.409.000</b>	<b>7.668.619</b>	<b>7.668.619</b>
925 IDPUM Pomalaa	21.409.000	21.409.000	7.668.619	7.668.619
<b>MALUKU</b>	<b>3.175.018</b>	<b>25.064.674</b>	<b>9.307.307</b>	<b>17.483.495</b>
946 IDAMB Ambon	2.934.344	24.824.000	8.751.920	16.928.108
954 IDAMQ Pattimura/laha (u)	240.674	240.674	555.387	555.387
<b>PAPUA</b>	<b>30.398.636</b>	<b>79.257.948</b>	<b>41.871.206</b>	<b>114.877.689</b>
980 IDTIM Amamapare	30.398.636	79.257.948	41.871.206	114.877.689
<b>TOTAL IMPORT</b>	<b>5.353.812.083</b>	<b>11.762.345.696</b>	<b>5.939.043.327</b>	<b>12.539.612.576</b>

I.6 IMPOR KOMODITI MENURUT NEGARA ASAL / IMPORT BY COUNTRY OF ORIGIN  
DAN LIMA GOLONGAN BARANG (SITC) UTAMA / AND FIVE MAJOR SITC COMMODITY GROUP  
\*\* FEBRUARI / FEBRUARY 2009 \*\*

Negara Asal/SITC/Uraian Golongan Barang <i>Country of Origin/SITC/group Description</i>	Berat Bersih / <i>Net Weight (Kg)</i>		Nilai CIF / <i>CIF Value (US\$)</i>	
	Bulan ini <i>Current month</i>	Kumulatif <i>Cum. Jan to date</i>	Bulan ini <i>Current month</i>	Kumulatif <i>Cum. Jan to date</i>
<b>JAPAN</b>				
782 Motor Vehicle For The Transportation Of Goods	5.831.470	10.828.374	41.659.261	83.868.147
673 Flat Rolled Products, Not Clad	22.736.745	70.689.551	25.528.771	79.427.757
679 Tubes, Pipes, Hollow Profile, Pipe Fitting Of Iron/Steel	9.781.145	23.672.070	36.034.968	67.514.586
723 Civil Engineering And Contractor Plants And Equipments/Parts	5.242.174	10.199.508	32.731.103	63.838.248
713 Internal Combustion Piston Engines And Parts	2.002.494	4.195.579	25.647.438	62.458.407
Others	157.218.206	270.108.622	506.825.294	1.077.016.553
Sub Total	202.812.234	389.693.704	668.426.835	1.434.123.698
<b>HONG KONG</b>				
764 Telecommunication Equipments And Parts	678.472	1.234.185	51.504.526	68.281.437
652 Cotton Fabrics, Woven	1.106.491	2.210.326	10.743.983	21.435.785
655 Knitted Or Crocheted Fabrics	582.463	1.576.942	5.056.539	15.357.977
656 Tulle,Lace,Embroidery,Ribbons,Trimmings And Other Small Wares	285.035	571.186	5.227.019	10.805.694
776 Thermionic, Cold Cathode, And Photo Cathode Valves/Tubes	253.989	521.330	6.328.632	9.654.111
Others	8.211.469	22.762.134	50.250.776	125.895.401
Sub Total	11.117.919	28.876.103	129.111.475	251.430.405
<b>KOREA, DEMOCRATIC PEOPLE'S REPUBLIC</b>				
672 Ingots And Other Iron/Steel In Primary Forms	3.933.117	3.933.117	1.491.635	1.491.635
232 Synthetic Rubber Latex, Synthetic/Reclaimed Rubber	184.800	589.260	231.336	1.382.724
657 Special Yarns,Textile Fabrics	0	62.271	0	246.382
892 Printed Matter	0	3.799	0	79.772
691 Structures And Parts Of Iron/Steel Or Aluminium	99.860	99.860	56.981	56.981
Others	151.411	197.315	131.972	277.093
Sub Total	4.369.188	4.885.622	1.911.924	3.534.587
<b>KOREA, REPUBLIC OF</b>				
334 Petroleum Products, Refined	181.166.883	392.666.421	85.405.062	180.445.891
655 Knitted Or Crocheted Fabrics	1.905.100	4.166.251	15.282.561	33.427.981
679 Tubes, Pipes, Hollow Profile, Pipe Fitting Of Iron/Steel	1.329.075	12.753.147	5.194.660	27.996.931
673 Flat Rolled Products, Not Clad	14.467.390	28.233.608	11.134.676	24.651.129
764 Telecommunication Equipments And Parts	157.523	352.666	7.651.175	16.461.461
Others	76.085.499	150.221.793	170.709.832	342.415.261
Sub Total	275.111.470	588.393.886	295.377.966	625.398.654
<b>TAIWAN</b>				
334 Petroleum Products, Refined	144.098	48.381.998	229.690	21.895.953
655 Knitted Or Crocheted Fabrics	1.105.489	2.287.319	9.134.413	19.784.620
673 Flat Rolled Products, Not Clad	9.834.806	18.155.312	6.666.975	14.075.056
776 Thermionic, Cold Cathode, And Photo Cathode Valves/Tubes	14.926	28.722	6.083.568	12.619.626
653 Fabrics, Woven, Of Man-Made Fibres	628.124	1.361.405	5.520.216	11.530.363
Others	48.483.261	96.978.541	93.385.752	215.257.614
Sub Total	60.210.704	167.193.297	121.020.614	295.163.232
<b>CHINA</b>				
764 Telecommunication Equipments And Parts	2.640.125	7.892.532	65.501.289	138.665.979
711 Steam And Other Vapour Generating Boilers And Parts	12.235.511	28.005.204	49.336.105	110.746.236
752 Automatic Data Processing Machines And Their Units	723.683	2.338.618	30.195.720	74.783.369
057 Fruit And Nut; Fresh Or Dried	26.949.241	79.523.485	23.482.811	67.619.527
679 Tubes, Pipes, Hollow Profile, Pipe Fitting Of Iron/Steel	17.539.435	40.026.372	29.242.996	62.750.983
Others	342.948.820	866.649.387	563.847.877	1.375.768.467
Sub Total	403.036.815	1.024.435.598	761.606.798	1.830.334.561
<b>MONGOLIA</b>				
652 Cotton Fabrics, Woven	1.501	1.501	22.244	22.244
743 Pumps, Compressors, Fans, Blowers, Centrifuges, And Parts	0	155	0	10.915
278 Other Crude Minerals	0	371	0	2.970
Others	0	0	0	0

1.6 IMPOR KOMODITI MENURUT NEGARA ASAL / IMPORT BY COUNTRY OF ORIGIN  
DAN LIMA GOLONGAN BARANG (SITC) UTAMA / AND FIVE MAJOR SITC COMMODITY GROUP  
\*\* FEBRUARI / FEBRUARY 2009 \*\*

Negara Asal/SITC/Uraian Golongan Barang <i>Country of Origin/SITC/group Description</i>	Berat Bersih / <i>Net Weight (Kg)</i>		Nilai CIF / <i>CIF Value (US\$)</i>	
	Bulan ini <i>Current month</i>	Kumulatif <i>Cum. Jan to date</i>	Bulan ini <i>Current month</i>	Kumulatif <i>Cum. Jan to date</i>
Sub Total	1.501	2.027	22.244	36.129
<b>MACAU</b>				
655 Knitted Or Crocheted Fabrics	0	19.113	0	96.316
641 Papers And Paperboards	25.497	25.497	23.712	23.712
831 Travel Goods	0	1.171	0	9.929
844 Women'S Coats/Jackets, Knitted	25	52	2.471	5.696
845 Articles Of Apparel	20	56	2.194	5.158
Others	1.984	3.679	3.772	25.139
Sub Total	27.526	49.568	32.149	165.950
<b>PAPUA NEW GUINEA</b>				
072 Cocoa	1.380.063	2.635.063	3.440.750	6.344.655
282 Waste And Scrap Metal Of Iron/Steel	403.025	1.120.162	78.590	239.905
723 Civil Engineering And Contractor Plants And Equipments/Parts	4.317	4.317	31.900	31.900
581 Tubes, Pipes, And Hoses Of Plastics	2.098	2.098	15.500	15.500
747 Taps, Cocks, And Valves For Pipes	1.063	1.063	7.850	7.850
Others	1.482	1.482	10.963	10.963
Sub Total	1.792.048	3.764.185	3.585.553	6.650.773
<b>THAILAND</b>				
784 Parts And Accessories Of The Motor Vehicles	2.301.613	5.826.508	23.666.994	52.300.022
061 Sugar, Molasses, And Honey	43.911.500	119.001.839	15.022.570	38.807.657
713 Internal Combustion Piston Engines And Parts	847.764	2.590.487	15.130.342	37.709.930
785 Motorcycles, Scooters, And Other Cycles Motorized/Non Motorized	809.995	1.764.879	12.063.253	26.812.640
781 Passenger Motor Cars	741.461	2.522.973	7.086.237	25.520.734
Others	170.714.386	361.516.413	216.485.024	401.354.103
Sub Total	219.326.719	493.223.099	289.454.420	582.505.086
<b>SINGAPORE</b>				
334 Petroleum Products, Refined	684.044.535	1.663.078.764	323.767.592	764.146.240
793 Ships, Boats, And Floating Structures	8.384.642	31.742.286	39.766.196	97.517.098
772 Electrical Apparatus For Making And Breaking Electrical Circuits	1.015.951	2.065.377	44.861.780	75.744.718
679 Tubes, Pipes, Hollow Profile, Pipe Fitting Of Iron/Steel	8.728.681	22.266.550	35.855.362	68.022.702
764 Telecommunication Equipments And Parts	927.231	2.143.599	30.139.954	61.855.463
Others	231.947.854	489.504.340	458.909.573	972.073.732
Sub Total	935.048.894	2.210.800.916	933.300.457	2.039.359.953
<b>PHILIPPINES</b>				
776 Thermionic, Cold Cathode, And Photo Cathode Valves/Tubes	7.746	13.688	3.492.617	7.238.267
022 Milk, Cream, And Milk Products Other Than Butter Or Cheese	491.444	781.484	2.499.039	3.925.240
748 Transmission Shafts And Cranks	131.778	253.558	1.918.299	3.691.232
562 Fertilizers, Manufactured	4.002.000	4.302.000	2.566.887	2.863.887
751 Office Machines	2.639	34.066	1.921.584	2.443.670
Others	5.879.295	17.271.477	14.935.446	32.616.034
Sub Total	10.514.902	22.656.273	27.333.872	52.778.330
<b>MALAYSIA</b>				
334 Petroleum Products, Refined	194.198.076	388.152.820	83.664.441	189.590.969
333 Petroleum Oil, Crude	74.522.142	149.968.953	30.210.869	55.097.009
511 Hydrocarbon And Their Halogenated, Nitrated Derivatives	30.543.728	42.551.496	15.788.327	22.021.265
723 Civil Engineering And Contractor Plants And Equipments/Parts	1.034.356	1.682.105	14.909.619	17.975.732
792 Aircraft And Associated Equipments And Parts	34.897	35.259	16.000.211	16.047.402
Others	300.440.231	590.419.447	170.145.270	374.817.686
Sub Total	600.773.430	1.172.810.080	330.718.737	675.550.063
<b>MYANMAR (FORM. BURMA)</b>				
054 Vegetables, Fresh, Chilled, Frozen Or Simply Preserved	2.954.080	4.630.170	1.475.762	2.490.562
035 Fish, Dried Salted Or In Brine; Smoked Fish	304.083	522.423	196.805	341.842
044 Maize, Unmilled	516.000	1.502.227	91.437	265.999



1.6 IMPOR KOMODITI MENURUT NEGARA ASAL / *IMPORT BY COUNTRY OF ORIGIN*  
DAN LIMA GOLONGAN BARANG (SITC) UTAMA / *AND FIVE MAJOR SITC COMMODITY GROUP*  
\*\* FEBRUARI / *FEBRUARY 2009* \*\*

Negara Asal/SITC/Uraian Golongan Barang <i>Country of Origin/SITC/group Description</i>	Berat Bersih / <i>Net Weight (Kg)</i>		Nilai CIF / <i>CIF Value (US\$)</i>	
	Bulan ini <i>Current month</i>	Kumulatif <i>Cum. Jan to date</i>	Bulan ini <i>Current month</i>	Kumulatif <i>Cum. Jan to date</i>
036 Crustaceans, Molluscs, And Aquatic Invertebrates	0	21.330	0	91.719
247 Wood In The Rough Or Roughly Squared	36.909	36.909	88.193	88.193
Others	719	1.034	32.020	32.078
Sub Total	3.811.791	6.714.093	1.884.217	3.310.393
<b>CAMBODIA</b>				
793 Ships, Boats, And Floating Structures	0	1.657.000	0	300.000
845 Articles Of Apparel	1.913	2.560	75.710	105.291
652 Cotton Fabrics, Woven	15.421	15.421	77.961	77.961
843 Men'S Coats/Jackets, Knitted	318	633	8.181	15.957
841 Men'S Coats/Jackets, Not Knitted	237	251	11.900	12.426
Others	3.604	4.613	13.499	15.263
Sub Total	21.493	1.680.478	187.251	526.898
<b>BRUNEI DARUSSALAM</b>				
333 Petroleum Oil, Crude	90.901.000	178.524.000	31.941.237	61.193.843
282 Waste And Scrap Metal Of Iron/Steel	2.898.927	2.898.927	695.742	695.742
533 Pigments, Paints, Varnishes, And Related Materials	9.500	9.500	39.750	39.750
288 Non-Ferrous Base Metal Waste And Scraps	20.340	20.340	21.357	21.357
723 Civil Engineering And Contractor Plants And Equipments/Parts	0	730	0	9.074
Others	255	425	4.318	4.692
Sub Total	93.830.022	181.453.922	32.702.404	61.964.458
<b>LAO PEOPLE'S DEMOCRATIC REPUBLIC</b>				
773 Equipment For Distributing Electricity	0	8.213	0	41.616
845 Articles Of Apparel	32	33	1.605	1.626
Others	0	0	0	0
Sub Total	32	8.246	1.605	43.242
<b>BHUTAN</b>				
893 Article Of Plastics	715	1.134	14.512	30.868
874 Measuring, Checking, Analysing, And Controlling Instrument And Appa	0	3	0	930
772 Electrical Apparatus For Making And Breaking Electrical Circuits	1	3	20	38
Others	0	0	0	0
Sub Total	716	1.140	14.532	31.836
<b>VIET NAM</b>				
333 Petroleum Oil, Crude	0	80.807.347	0	23.196.056
344 Petroleum Gases And Other Gas	8.374.930	10.883.340	4.400.306	5.650.748
042 Rice	4.649.650	12.684.150	1.852.610	4.791.246
751 Office Machines	458.096	593.417	3.401.055	4.351.364
748 Transmission Shafts And Cranks	427.464	852.337	1.576.124	3.113.990
Others	11.149.676	18.597.961	15.687.289	35.807.185
Sub Total	25.059.816	124.418.552	26.917.384	76.910.589
<b>INDIA</b>				
081 Feeding Stuff For Animals	58.004.136	115.970.251	20.395.907	38.358.815
511 Hydrocarbon And Their Halogenated, Nitrated Derivatives	15.920.039	41.222.433	10.829.825	26.626.424
782 Motor Vehicle For The Transportation Of Goods	1.382.230	2.451.731	14.704.819	26.143.505
222 Oil Seeds Use For Extraction Ofsoft Fixed Vegetable Oils	12.982.227	21.068.432	13.925.765	22.509.428
764 Telecommunication Equipments And Parts	91.693	153.196	11.825.515	19.453.150
Others	53.062.861	96.055.188	66.898.252	126.694.445
Sub Total	141.443.186	276.921.231	138.580.083	259.785.767
<b>PAKISTAN</b>				
652 Cotton Fabrics, Woven	209.737	390.902	818.458	1.415.523
642 Paper And Paperboard Cut To Size/Shape And Article Of Papers	60.912	340.856	159.950	1.203.756
263 Cotton	522.695	625.662	671.202	807.402
034 Fish, Fresh, Chilled Or Frozen	83.000	1.229.210	56.160	799.223

I.6 IMPOR KOMODITI MENURUT NEGARA ASAL / *IMPORT BY COUNTRY OF ORIGIN*  
DAN LIMA GOLONGAN BARANG (SITC) UTAMA / *AND FIVE MAJOR SITC COMMODITY GROUP*  
\*\* FEBRUARI / *FEBRUARY 2009* \*\*

Negara Asal/SITC/Uraian Golongan Barang <i>Country of Origin/SITC/group Description</i>	Berat Bersih / <i>Net Weight (Kg)</i>		Nilai CIF / <i>CIF Value (US\$)</i>	
	Bulan ini <i>Current month</i>	Kumulatif <i>Cum. Jan to date</i>	Bulan ini <i>Current month</i>	Kumulatif <i>Cum. Jan to date</i>
611 Leathers	10.137	18.938	360.869	685.985
Others	529.348	1.163.365	1.514.246	3.193.751
Sub Total	1.415.829	3.768.933	3.580.885	8.105.640
<b>BANGLADESH</b>				
651 Textile Yarns	447.990	785.990	332.250	563.620
658 Made-Up Articles, Wholly/Chiefly Of Textile Materials	319.153	759.611	235.719	545.953
611 Leathers	10.535	10.535	492.819	492.819
264 Jute And Other Textile Bast Fibres	310.850	960.998	149.945	463.824
845 Articles Of Apparel	2.775	5.898	95.408	163.045
Others	118.048	221.420	450.054	856.108
Sub Total	1.209.351	2.744.452	1.756.195	3.085.369
<b>SRI LANKA</b>				
046 Meal And Flour Of Wheat And Flour Of Meslin	2.080.000	3.765.000	1.173.779	2.153.905
074 Tea And Mate	74.168	76.478	197.108	236.786
731 Machine Tools By Removing Metal	2.095	2.095	200.000	200.000
656 Tulle,Lace,Embroidery,Ribbons,Trimmings And Other Small Wares	1.836	2.739	84.106	158.759
651 Textile Yarns	65.791	65.791	140.139	140.139
Others	91.364	208.163	393.167	834.502
Sub Total	2.315.254	4.120.266	2.188.299	3.724.091
<b>INDONESIA</b>				
036 Crustaceans, Molluscs, And Aquatic Invertebrates	67.597	127.438	572.271	1.119.496
676 Iron/Steel Bars, Rods, Angels, Shaped And Sections	87.406	192.569	133.305	297.439
098 Edible Products And Preparations	60.173	60.173	209.401	209.401
776 Thermionic, Cold Cathode, And Photo Cathode Valves/Tubes	29.010	29.010	189.099	189.099
784 Parts And Accessories Of The Motor Vehicles	11.310	23.200	67.999	149.041
Others	137.192	196.041	477.560	728.494
Sub Total	392.688	628.431	1.649.635	2.692.970
<b>IRAN (ISLAMIC REPUBLIC OF)</b>				
511 Hydrocarbon And Their Halogenated, Nitrated Derivatives	9.329.208	19.271.847	5.100.083	9.481.067
562 Fertilizers, Manufactured	1.000.000	3.000.000	650.000	1.950.000
278 Other Crude Minerals	3.587.733	3.587.733	1.136.045	1.136.045
335 Residual Petroleum Products, And Related Materials	2.099.872	2.155.872	875.454	961.414
273 Stone, Sand And Gravel	600.634	1.879.191	46.117	147.027
Others	49.545	162.013	62.492	198.667
Sub Total	16.666.992	30.056.656	7.870.191	13.874.220
<b>SAUDI ARABIA</b>				
333 Petroleum Oil, Crude	243.415.840	710.648.003	81.709.782	246.332.820
342 Liquefied Propane And Butane	33.896.900	111.793.800	17.721.299	55.067.205
334 Petroleum Products, Refined	66.483.995	96.435.005	22.080.666	31.168.981
512 Alcohols,Phenols,Phenol-Alcohols And Their Halogenated	20.722.297	33.572.598	11.995.793	19.993.153
511 Hydrocarbon And Their Halogenated, Nitrated Derivatives	15.486.729	26.893.993	9.439.344	15.476.580
Others	17.189.763	26.408.057	6.336.790	23.795.120
Sub Total	397.195.524	1.005.751.456	149.283.674	391.833.859
<b>ISRAEL</b>				
764 Telecommunication Equipments And Parts	225	9.423	35.908	1.212.199
776 Thermionic, Cold Cathode, And Photo Cathode Valves/Tubes	38	87	87.473	96.204
541 Medicinal And Pharmaceutical Products	1.459	1.947	69.754	94.174
771 Electric Power Machinery And Parts	528	531	85.378	92.764
598 Miscellaneous Chemical Products	3	8	45.780	74.704
Others	4.767	11.356	150.806	278.570
Sub Total	7.020	23.352	475.099	1.848.615

1.6 IMPOR KOMODITI MENURUT NEGARA ASAL / *IMPORT BY COUNTRY OF ORIGIN*  
 DAN LIMA GOLONGAN BARANG (SITC) UTAMA / *AND FIVE MAJOR SITC COMMODITY GROUP*  
 \*\* FEBRUARI / *FEBRUARY 2009* \*\*

Negara Asal/SITC/Uraian Golongan Barang <i>Country of Origin/SITC/group Description</i>	Berat Bersih / <i>Net Weight (Kg)</i>		Nilai CIF / <i>CIF Value (US\$)</i>	
	Bulan ini <i>Current month</i>	Kumulatif <i>Cum. Jan to date</i>	Bulan ini <i>Current month</i>	Kumulatif <i>Cum. Jan to date</i>
<b>KUWAIT</b>				
334 Petroleum Products, Refined	84.285.000	346.271.000	33.821.350	151.799.702
512 Alcohols, Phenols, Phenol-Alcohols And Their Halogenated	2.970.000	5.870.000	1.756.643	3.477.493
571 Polymers Of Ethylene In Primary Forms	1.509.750	3.046.500	1.230.200	2.503.907
522 Inorganic Chemical Elements, Oxides And Halogen Salts	0	11.500.000	0	2.070.000
664 Glass	29.101	85.199	30.150	87.131
Others	51.271	142.521	39.121	84.564
Sub Total	88.845.122	366.915.220	36.877.464	160.022.797
<b>JORDAN</b>				
272 Fertilizers, Crude	0	106.635.000	0	20.580.555
562 Fertilizers, Manufactured	0	500.000	0	285.000
752 Automatic Data Processing Machines And Their Units	229	229	100.800	100.800
651 Textile Yarns	25.545	25.545	19.157	19.157
232 Synthetic Rubber Latex, Synthetic/Reclaimed Rubber	0	13.330	0	12.057
Others	2	10	72	255
Sub Total	25.776	107.174.114	120.029	20.997.824
<b>LEBANON</b>				
892 Printed Matter	13.726	39.731	44.775	129.818
773 Equipment For Distributing Electricity	2.153	2.153	69.305	69.305
699 Manufactures Of Base Metals	1.287	1.287	44.264	44.264
873 Meters And Counters	0	331	0	3.007
772 Electrical Apparatus For Making And Breaking Electrical Circuits	0	36	0	327
Others	0	2	0	18
Sub Total	17.166	43.540	158.344	246.739
<b>YEMEN</b>				
611 Leathers	0	13.700	0	39.655
522 Inorganic Chemical Elements, Oxides And Halogen Salts	30	124	11.000	24.223
893 Article Of Plastics	473	473	2.321	2.321
684 Aluminium	58	58	275	275
899 Other Miscellaneous Manufactured Articles	16	16	78	78
Others	13	13	60	60
Sub Total	590	14.384	13.734	66.612
<b>OMAN</b>				
684 Aluminium	2.520.926	4.797.550	3.701.574	7.618.008
792 Aircraft And Associated Equipments And Parts	62	3.562	39.000	42.500
742 Pumps For Liquid And Parts	335	335	7.122	7.122
731 Machine Tools By Removing Metal	153	153	5.769	5.769
Others	0	0	0	0
Sub Total	2.521.476	4.801.600	3.753.465	7.673.399
<b>SYRIA ARAB REPUBLIC</b>				
334 Petroleum Products, Refined	1.184.661	1.184.661	462.610	462.610
611 Leathers	17.860	17.860	137.700	137.700
Others	0	0	0	0
Sub Total	1.202.521	1.202.521	600.310	600.310
<b>TURKEY</b>				
333 Petroleum Oil, Crude	0	30.670.022	0	10.898.723
672 Ingots And Other Iron/Steel In Primary Forms	15.156.150	15.156.150	6.441.577	6.441.577
121 Tobacco, Unmanufactured And Refused	331.446	1.106.578	2.465.305	5.809.730
046 Meal And Flour Of Wheat And Flour Of Meslin	6.597.325	15.160.325	2.061.452	5.271.631
673 Flat Rolled Products, Not Clad	4.823.472	4.823.472	2.411.495	2.411.495
Others	3.993.084	6.094.665	4.235.547	7.190.525
Sub Total	30.901.477	73.011.212	17.615.376	38.023.681

I.6 IMPOR KOMODITI MENURUT NEGARA ASAL / IMPORT BY COUNTRY OF ORIGIN  
DAN LIMA GOLONGAN BARANG (SITC) UTAMA / AND FIVE MAJOR SITC COMMODITY GROUP  
\*\* FEBRUARI / FEBRUARY 2009 \*\*

Negara Asal/SITC/Uraian Golongan Barang <i>Country of Origin/SITC/group Description</i>	Berat Bersih / <i>Net Weight (Kg)</i>		Nilai CIF / <i>CIF Value (US\$)</i>	
	Bulan ini <i>Current month</i>	Kumulatif <i>Cum. Jan to date</i>	Bulan ini <i>Current month</i>	Kumulatif <i>Cum. Jan to date</i>
<b>UNITED ARAB EMIRATES</b>				
342 Liquefied Propane And Butane	8.060.000	55.806.000	4.213.768	24.235.696
081 Feeding Stuff For Animals	4.344.780	8.932.860	977.224	2.089.885
684 Alumunium	170.417	784.288	261.883	1.579.415
679 Tubes, Pipes, Hollow Profile, Pipe Fitting Of Iron/Steel	195.579	195.579	1.469.226	1.469.226
571 Polymers Of Ethylene In Primary Forms	915.750	1.237.500	783.585	1.097.168
Others	416.281	1.395.106	365.695	1.753.815
Sub Total	14.102.807	68.351.333	8.071.381	32.225.205
<b>QATAR</b>				
342 Liquefied Propane And Butane	46.527.391	115.091.102	24.324.520	52.110.193
511 Hydrocarbon And Their Halogenated, Nitrated Derivatives	9.239.563	13.771.559	5.805.954	8.152.032
598 Miscellaneous Chemical Products	1.001.677	3.094.741	2.253.773	6.963.167
562 Fertilizers, Manufactured	0	13.199.998	0	3.920.399
571 Polymers Of Ethylene In Primary Forms	273.750	1.104.000	231.953	799.013
Others	5	159	496	10.298
Sub Total	57.042.386	146.261.559	32.616.696	71.955.102
<b>BAHRAIN</b>				
522 Inorganic Chemical Elements, Oxides And Halogen Salts	0	8.871.044	0	1.907.274
684 Alumunium	219.821	483.637	432.995	1.001.093
675 Flat Rolled Products And Alloy Steels	22.493	35.388	41.268	65.678
661 Lime,Cement And Fabricated Construction Materials	38.576	78.176	19.981	41.072
251 Pulp And Waste Paper	0	93.230	0	12.120
Others	2.102	2.102	3.819	3.819
Sub Total	282.992	9.563.577	498.063	3.031.056
<b>CYPRUS</b>				
273 Stone, Sand And Gravel	65.000	109.000	20.331	34.766
Others	0	0	0	0
Sub Total	65.000	109.000	20.331	34.766
<b>EGYPT</b>				
057 Fruit And Nut; Fresh Or Dried	335.446	645.214	246.386	505.343
611 Leathers	38.000	50.000	287.775	394.507
659 Floor Coverings	35.751	103.241	100.474	269.376
263 Cotton	48.887	71.589	135.341	199.241
625 Rubber Tyre,Tyre Cases,Tyre Treads,Inner Tubes, And Tyre Flaps	0	31.228	0	135.924
Others	481.158	669.025	459.310	657.666
Sub Total	939.242	1.570.297	1.229.286	2.162.057
<b>LIBYAN ARAB JAMAHIRIYA</b>				
333 Petroleum Oil, Crude	132.554.000	262.559.808	41.998.671	90.012.934
511 Hydrocarbon And Their Halogenated, Nitrated Derivatives	13.893.431	13.893.431	7.672.036	7.672.036
Others	0	0	0	0
Sub Total	146.447.431	276.453.239	49.670.707	97.684.970
<b>MOROCCO</b>				
842 Women'S Coats/Jacket, Not Knitted	6.843	10.893	307.945	486.594
841 Men'S Coats/Jackets, Not Knitted	2.144	4.785	85.393	201.124
845 Articles Of Apparel	1.808	2.652	92.899	128.872
844 Women'S Coats/Jackets, Knitted	859	1.530	38.170	65.321
598 Miscellaneous Chemical Products	0	13.350	0	58.737
Others	14.731	14.899	50.116	56.737
Sub Total	26.385	48.109	574.523	997.385
<b>TUNISIA</b>				
641 Papers And Paperboards	1.002.300	1.002.300	1.055.422	1.055.422

I.6 IMPOR KOMODITI MENURUT NEGARA ASAL / *IMPORT BY COUNTRY OF ORIGIN*  
 DAN LIMA GOLONGAN BARANG (SITC) UTAMA / *AND FIVE MAJOR SITC COMMODITY GROUP*  
 \*\* FEBRUARI / *FEBRUARY 2009* \*\*

Negara Asal/SITC/Uraian Golongan Barang <i>Country of Origin/SITC/group Description</i>	Berat Bersih / <i>Net Weight (Kg)</i>		Nilai CIF / <i>CIF Value (US\$)</i>	
	Bulan ini <i>Current month</i>	Kumulatif <i>Cum. Jan to date</i>	Bulan ini <i>Current month</i>	Kumulatif <i>Cum. Jan to date</i>
251 Pulp And Waste Paper	89.600	89.600	166.260	166.260
772 Electrical Apparatus For Making And Breaking Electrical Circuits	1.585	1.599	55.956	56.258
842 Women'S Coats/Jacket, Not Knitted	427	974	29.156	54.264
851 Footwears	0	3.169	0	48.450
Others	2.517	3.336	64.463	92.869
Sub Total	1.096.429	1.100.978	1.371.257	1.473.523
<b>ALGERIA</b>				
699 Manufactures Of Base Metals	0	360	0	9.758
Others	0	0	0	0
Sub Total	0	360	0	9.758
<b>SUDAN</b>				
333 Petroleum Oil, Crude	78.085.370	78.085.370	25.364.390	25.364.390
273 Stone, Sand And Gravel	1.855	1.855	3.632	3.632
Others	0	0	0	0
Sub Total	78.087.225	78.087.225	25.368.022	25.368.022
<b>ERITREA</b>				
695 Tools For Used In The Hand Or In Machines	0	9	0	552
Others	0	0	0	0
Sub Total	0	9	0	552
<b>NAMIBIA</b>				
686 Zinc	939.917	1.558.591	1.267.435	2.119.691
Others	0	0	0	0
Sub Total	939.917	1.558.591	1.267.435	2.119.691
<b>ETHIOPIA</b>				
211 Hides And Skins, Raw	51.348	51.348	544.460	544.460
611 Leathers	0	2.827	0	135.744
071 Coffee And Coffee Substitutes	36.000	36.000	86.112	86.112
075 Spices	0	30.000	0	36.000
Others	0	0	0	0
Sub Total	87.348	120.175	630.572	802.316
<b>TANZANIA, UNITED REPUBLIC OF</b>				
263 Cotton	138.169	379.857	229.299	636.725
222 Oil Seeds Use For Extraction Ofsoft Fixed Vegetable Oils	360.786	461.024	256.158	328.831
292 Crude Vegetable Materials	0	100.000	0	160.000
071 Coffee And Coffee Substitutes	0	36.000	0	77.400
759 Parts And Accessories For Machine Of Heading 751 Or 752	0	1.022	0	12.189
Others	0	16.000	0	10.000
Sub Total	498.955	993.903	485.457	1.225.145
<b>MADAGASCAR</b>				
551 Essential Oils, Perfumes, And Flavour Materials	60.000	136.800	415.000	946.280
287 Ores And Concentrates Of Basemetals	50.000	147.360	35.152	114.032
265 Vegetable Textile Fibres,Raw Or Processed;Waste Of These Fibres	25.284	25.284	27.560	27.560
211 Hides And Skins, Raw	22.500	22.500	7.875	7.875
845 Articles Of Apparel	23	128	334	4.200
Others	23	35	945	1.415
Sub Total	157.830	332.107	486.866	1.101.362
<b>KENYA</b>				
074 Tea And Mate	286.114	380.995	571.219	791.971
642 Paper And Paperboard Cut To Size/Shape And Article Of Papers	0	156.000	0	311.040
611 Leathers	0	21.561	0	231.559

I.6 IMPOR KOMODITI MENURUT NEGARA ASAL / *IMPORT BY COUNTRY OF ORIGIN*  
DAN LIMA GOLONGAN BARANG (SITC) UTAMA / *AND FIVE MAJOR SITC COMMODITY GROUP*  
\*\* FEBRUARI / *FEBRUARY 2009* \*\*

Negara Asal/SITC/Uraian Golongan Barang <i>Country of Origin/SITC/group Description</i>	Berat Bersih / <i>Net Weight (Kg)</i>		Nilai CIF / <i>CIF Value (US\$)</i>	
	Bulan ini <i>Current month</i>	Kumulatif <i>Cum. Jan to date</i>	Bulan ini <i>Current month</i>	Kumulatif <i>Cum. Jan to date</i>
741 Heating And Cooling Equipments And Parts	5.640	5.640	68.830	68.830
265 Vegetable Textile Fibres,Raw Or Processed;Waste Of These Fibres	0	26.000	0	27.040
Others	419	2.166	5.140	11.549
Sub Total	292.173	592.362	645.189	1.441.989
<b>REUNION</b>				
251 Pulp And Waste Paper	0	702.171	0	52.663
742 Pumps For Liquid And Parts	0	375	0	10.724
874 Measuring, Checking, Analysing, And Controlling Instrument And Appa	0	14	0	4.524
Others	0	0	0	0
Sub Total	0	702.560	0	67.911
<b>MOZAMBIQUE</b>				
287 Ores And Concentrates Of Basemetals	99.400	148.750	79.050	117.241
222 Oil Seeds Use For Extraction Ofsoft Fixed Vegetable Oils	0	148.815	0	56.550
685 Lead	0	24.497	0	45.074
Others	0	0	0	0
Sub Total	99.400	322.062	79.050	218.865
<b>BOTSWANA</b>				
658 Made-Up Articles, Wholly/Chiefly Of Textile Materials	0	62	0	1.010
Others	0	0	0	0
Sub Total	0	62	0	1.010
<b>TOGO</b>				
263 Cotton	0	119.972	0	206.191
642 Paper And Paperboard Cut To Size/Shape And Article Of Papers	0	30.756	0	83.179
657 Special Yarns,Textile Fabrics	0	2.461	0	16.721
892 Printed Matter	0	1.481	0	10.063
582 Plates, Sheets, And Film Of Plastics	0	707	0	5.952
Others	0	0	0	0
Sub Total	0	155.377	0	322.106
<b>GHANA</b>				
072 Cocoa	900.000	1.000.000	2.506.207	2.831.573
248 Wood,Simply Worked And Railway Sleeper Of Wood	0	11.510	0	25.882
Others	0	0	0	0
Sub Total	900.000	1.011.510	2.506.207	2.857.455
<b>CONGO</b>				
282 Waste And Scrap Metal Of Iron/Steel	0	341.300	0	206.487
248 Wood,Simply Worked And Railway Sleeper Of Wood	73.322	73.322	102.514	102.514
728 Other Machines And Equipment Specialized For Particular Industry	0	5.512	0	19.300
742 Pumps For Liquid And Parts	0	428	0	1.500
747 Taps, Cocks, And Valves For Pipes	46	46	824	824
Others	0	0	0	0
Sub Total	73.368	420.608	103.338	330.625
<b>CAMEROON</b>				
072 Cocoa	297.231	297.231	700.199	700.199
263 Cotton	299.980	399.862	499.772	671.528
248 Wood,Simply Worked And Railway Sleeper Of Wood	32.853	50.907	39.271	59.939
772 Electrical Apparatus For Making And Breaking Electrical Circuits	0	5.733	0	27.098
653 Fabrics, Woven, Of Man-Made Fibres	0	3.856	0	20.523
Others	0	19.540	0	18.783
Sub Total	630.064	777.129	1.239.242	1.498.070

I.6 IMPOR KOMODITI MENURUT NEGARA ASAL / *IMPORT BY COUNTRY OF ORIGIN*  
DAN LIMA GOLONGAN BARANG (SITC) UTAMA / *AND FIVE MAJOR SITC COMMODITY GROUP*  
\*\* FEBRUARI / *FEBRUARY 2009* \*\*

Negara Asal/SITC/Uraian Golongan Barang <i>Country of Origin/SITC/group Description</i>	Berat Bersih / <i>Net Weight (Kg)</i>		Nilai CIF / <i>CIF Value (US\$)</i>	
	Bulan ini <i>Current month</i>	Kumulatif <i>Cum. Jan to date</i>	Bulan ini <i>Current month</i>	Kumulatif <i>Cum. Jan to date</i>
<b>NIGERIA</b>				
333 Petroleum Oil, Crude	123.622.321	123.622.321	48.521.571	48.521.571
248 Wood, Simply Worked And Railway Sleeper Of Wood	40.000	62.000	34.814	50.582
Others	0	0	0	0
Sub Total	123.662.321	123.684.321	48.556.385	48.572.153
<b>SIERRA LEONE</b>				
771 Electric Power Machinery And Parts	0	16	0	2.818
778 Electrical Machinery And Apparatus	44	44	161	161
713 Internal Combustion Piston Engines And Parts	3	3	50	50
772 Electrical Apparatus For Making And Breaking Electrical Circuits	9	9	32	32
893 Article Of Plastics	8	8	28	28
Others	2	5	6	33
Sub Total	66	85	277	3.122
<b>GABON</b>				
635 Wood Manufactures	70.270	70.270	167.815	167.815
748 Transmission Shafts And Cranks	0	6	0	263
Others	0	0	0	0
Sub Total	70.270	70.276	167.815	168.078
<b>COTE D'IVOIRE</b>				
072 Cocoa	150.000	550.400	451.217	1.420.317
263 Cotton	50.360	251.720	86.082	438.997
Others	0	0	0	0
Sub Total	200.360	802.120	537.299	1.859.314
<b>SENEGAL</b>				
287 Ores And Concentrates Of Basemetals	0	165.320	0	104.950
676 Iron/Steel Bars, Rods, Angels, Shaped And Sections	2.139	2.139	1.680	1.680
735 Parts Of Machine Tools	2	2	648	648
Others	0	0	0	0
Sub Total	2.141	167.461	2.328	107.278
<b>MAURITANIA</b>				
652 Cotton Fabrics, Woven	0	2.430	0	20.875
Others	0	0	0	0
Sub Total	0	2.430	0	20.875
<b>MALI</b>				
263 Cotton	202.137	507.388	267.379	692.302
Others	0	0	0	0
Sub Total	202.137	507.388	267.379	692.302
<b>BURKINA FASO</b>				
575 Other Plastics In Primary Forms	0	4.716	0	27.000
582 Plates, Sheets, And Film Of Plastics	0	3.162	0	18.103
592 Starches, Inulin, And Wheat Glutenal Buminoidal Substances; Glues	0	156	0	892
629 Articles Of Rubbers	0	120	0	684
724 Textile/Leather Machinery And Parts	0	28	0	159
Others	0	17	0	95
Sub Total	0	8.199	0	46.933
<b>U.S. VIRGIN ISLANDS</b>				
851 Footwears	0	395	0	4.915
844 Women'S Coats/Jackets, Knitted	0	32	0	979
845 Articles Of Apparel	0	3	0	71

I.6 IMPOR KOMODITI MENURUT NEGARA ASAL / *IMPORT BY COUNTRY OF ORIGIN*  
DAN LIMA GOLONGAN BARANG (SITC) UTAMA / *AND FIVE MAJOR SITC COMMODITY GROUP*  
\*\* FEBRUARI / *FEBRUARY 2009* \*\*

Negara Asal/SITC/Uraian Golongan Barang <i>Country of Origin/SITC/group Description</i>	Berat Bersih / <i>Net Weight (Kg)</i>		Nilai CIF / <i>CIF Value (US\$)</i>	
	Bulan ini <i>Current month</i>	Kumulatif <i>Cum. Jan to date</i>	Bulan ini <i>Current month</i>	Kumulatif <i>Cum. Jan to date</i>
843 Men'S Coats/Jackets, Knitted	0	2	0	67
897 Jewellery, Goldsmith, Silversmith Wares, And Other Articles	0	1	0	22
Others	0	0	0	0
Sub Total	0	433	0	6.054
<b>SEYCHELLES</b>				
598 Miscellaneous Chemical Products	0	1.000	0	35.270
Others	0	0	0	0
Sub Total	0	1.000	0	35.270
<b>UGANDA</b>				
611 Leathers	0	11.059	0	107.952
554 Soap,Cleansing And Polishing Preparations	1	1	10	10
Others	0	0	0	0
Sub Total	1	11.060	10	107.962
<b>CENTRAL AFRICAN REPUBLIC</b>				
263 Cotton	203.970	403.908	210.671	504.894
676 Iron/Steel Bars, Rods, Angels, Shaped And Sections	0	2.236	0	2.646
Others	0	0	0	0
Sub Total	203.970	406.144	210.671	507.540
<b>NIGER</b>				
679 Tubes, Pipes, Hollow Profile, Pipe Fitting Of Iron/Steel	62	62	48	48
784 Parts And Accessories Of The Motor Vehicles	1	1	3	3
Others	0	0	0	0
Sub Total	63	63	51	51
<b>SAINT HELENA</b>				
657 Special Yarns,Textile Fabrics	4.890	4.890	57.926	57.926
675 Flat Rolled Products And Alloy Steels	41.178	41.178	41.122	41.122
512 Alcohols,Phenols,Phenol-Alcohols And Their Halogenated	0	1	0	1
778 Electrical Machinery And Apparatus	0	1	0	1
Others	0	0	0	0
Sub Total	46.068	46.070	99.048	99.050
<b>SWAZILAND</b>				
251 Pulp And Waste Paper	0	481.881	0	226.484
772 Electrical Apparatus For Making And Breaking Electrical Circuits	1.109	1.209	173.258	174.073
598 Miscellaneous Chemical Products	34	4.358	1.335	33.735
885 Watches And Clocks	7	7	22.748	22.748
073 Chocolate And Other Food Preparations Containing Cocoa	1.719	1.719	18.990	18.990
Others	106	22.891	22.548	65.600
Sub Total	2.975	512.065	238.879	541.630
<b>SOUTH AFRICA</b>				
333 Petroleum Oil, Crude	132.753.196	132.753.196	52.287.064	52.287.064
251 Pulp And Waste Paper	16.457.877	20.795.110	13.943.857	17.471.430
057 Fruit And Nut; Fresh Or Dried	406.197	711.239	626.115	1.197.922
675 Flat Rolled Products And Alloy Steels	164.200	377.712	391.854	878.500
651 Textile Yarns	54.256	136.756	341.121	859.725
Others	844.908	3.407.515	1.575.670	6.697.198
Sub Total	150.680.634	158.181.528	69.165.681	79.391.839
<b>ZIMBABWE</b>				
263 Cotton	127.580	1.155.706	149.059	1.816.063
121 Tobacco, Unmanufactured And Refused	79.600	178.600	518.144	1.154.116



1.6 IMPOR KOMODITI MENURUT NEGARA ASAL / *IMPORT BY COUNTRY OF ORIGIN*  
DAN LIMA GOLONGAN BARANG (SITC) UTAMA / *AND FIVE MAJOR SITC COMMODITY GROUP*  
\*\* FEBRUARI / *FEBRUARY 2009* \*\*

Negara Asal/SITC/Uraian Golongan Barang <i>Country of Origin/SITC/group Description</i>	Berat Bersih / <i>Net Weight (Kg)</i>		Nilai CIF / <i>CIF Value (US\$)</i>	
	Bulan ini <i>Current month</i>	Kumulatif <i>Cum. Jan to date</i>	Bulan ini <i>Current month</i>	Kumulatif <i>Cum. Jan to date</i>
821 Furnitures And Parts	0	54	0	782
Others	0	0	0	0
Sub Total	207.180	1.334.360	667.203	2.970.961
<b>MALAWI</b>				
263 Cotton	514.057	514.057	832.968	832.968
Others	0	0	0	0
Sub Total	514.057	514.057	832.968	832.968
<b>MAURITIUS</b>				
575 Other Plastics In Primary Forms	531.000	664.000	475.067	583.698
651 Textile Yarns	296.204	316.271	507.561	547.239
679 Tubes, Pipes, Hollow Profile, Pipe Fitting Of Iron/Steel	5.285	27.923	43.286	227.666
772 Electrical Apparatus For Making And Breaking Electrical Circuits	2.940	2.940	95.661	95.661
845 Articles Of Apparel	2.328	2.608	36.000	44.131
Others	20.043	30.675	103.164	122.745
Sub Total	857.800	1.044.417	1.260.739	1.621.140
<b>RWANDA</b>				
699 Manufactures Of Base Metals	0	1	0	3
Others	0	0	0	0
Sub Total	0	1	0	3
<b>VIRGIN ISLANDS (BRITISH)</b>				
278 Other Crude Minerals	0	7.700.000	0	363.100
772 Electrical Apparatus For Making And Breaking Electrical Circuits	0	581	0	3.996
848 Articles Of Apparel And Clothing Accessories Of Other Than Textile F	0	15	0	1.541
Others	0	0	0	0
Sub Total	0	7.700.596	0	368.637
<b>AUSTRALIA</b>				
041 Wheat And Meslin, Unmilled	120.253.015	309.379.135	36.719.870	106.412.816
001 Live Animals Other Than Fish	13.575.943	38.122.722	26.757.184	77.024.266
675 Flat Rolled Products And Alloy Steels	9.025.928	13.598.268	16.896.369	24.492.585
684 Alumunium	3.389.561	7.972.146	8.122.821	19.435.845
723 Civil Engineering And Contractor Plants And Equipments/Parts	371.406	1.248.015	5.397.769	17.723.085
Others	231.121.125	369.286.616	96.781.298	196.815.907
Sub Total	377.736.978	739.606.902	190.675.311	441.904.504
<b>NEW ZEALAND</b>				
022 Milk, Cream, And Milk Products Other Than Butter Or Cheese	5.243.841	11.931.848	15.576.697	30.238.690
081 Feeding Stuff For Animals	6.218.559	14.577.789	2.429.643	6.175.944
251 Pulp And Waste Paper	7.675.893	17.306.298	2.534.922	5.899.387
024 Cheese And Curds	655.235	1.331.483	2.405.198	5.430.071
011 Meat Of Bovine Animals Fresh, Chilled Or Frozen	1.362.576	1.793.324	3.914.479	5.152.433
Others	16.451.880	36.108.769	11.966.170	23.821.411
Sub Total	37.607.984	83.049.511	38.827.109	76.717.936
<b>MICRONESIA, FEDERATED STATES OF</b>				
292 Crude Vegetable Materials	81	143	206	371
057 Fruit And Nut; Fresh Or Dried	1	4	1	9
Others	0	0	0	0
Sub Total	82	147	207	380
<b>GUAM</b>				
292 Crude Vegetable Materials	106	106	282	282
844 Women'S Coats/Jackets, Knitted	0	8	0	266

I.6 IMPOR KOMODITI MENURUT NEGARA ASAL / *IMPORT BY COUNTRY OF ORIGIN*  
DAN LIMA GOLONGAN BARANG (SITC) UTAMA / *AND FIVE MAJOR SITC COMMODITY GROUP*  
\*\* FEBRUARI / *FEBRUARY 2009* \*\*

Negara Asal/SITC/Uraian Golongan Barang <i>Country of Origin/SITC/group Description</i>	Berat Bersih / <i>Net Weight (Kg)</i>		Nilai CIF / <i>CIF Value (US\$)</i>	
	Bulan ini <i>Current month</i>	Kumulatif <i>Cum. Jan to date</i>	Bulan ini <i>Current month</i>	Kumulatif <i>Cum. Jan to date</i>
057 Fruit And Nut; Fresh Or Dried	1	1	1	1
Others	0	0	0	0
Sub Total	107	115	283	549
<b>NAURU</b>				
693 Wire Products And Fencing Grills	0	166	0	620
Others	0	0	0	0
Sub Total	0	166	0	620
<b>NEW CALEDONIA</b>				
629 Articles Of Rubbers	23	23	517	517
Others	0	0	0	0
Sub Total	23	23	517	517
<b>NIUE</b>				
694 Nails, Screws, Nuts, Bolts, Rivets Of Iron/Steel Or Copper	2.371	2.371	9.399	9.399
Others	0	0	0	0
Sub Total	2.371	2.371	9.399	9.399
<b>VANUATU</b>				
893 Article Of Plastics	60	60	346	346
899 Other Miscellaneous Manufactured Articles	30	30	173	173
Others	0	0	0	0
Sub Total	90	90	519	519
<b>BRITISH INDIAN OCEAN TERRITORY</b>				
713 Internal Combustion Piston Engines And Parts	0	13	0	216
Others	0	0	0	0
Sub Total	0	13	0	216
<b>AMERICAN SAMOA</b>				
764 Telecommunication Equipments And Parts	14.900	14.900	427.975	427.975
263 Cotton	98.852	159.002	163.448	260.635
781 Passenger Motor Cars	18.197	18.197	142.443	142.443
743 Pumps, Compressors, Fans, Blowers, Centrifuges, And Parts	146.972	146.972	51.436	51.436
575 Other Plastics In Primary Forms	0	15.000	0	32.700
Others	1.634	30.148	20.589	44.938
Sub Total	280.555	384.219	805.891	960.127
<b>COOK ISLANDS</b>				
748 Transmission Shafts And Cranks	5.226	5.226	50.195	50.195
725 Papermill/Pulpmill Machinery And Paper Cutting Machines	4	4	19.687	19.687
Others	0	0	0	0
Sub Total	5.230	5.230	69.882	69.882
<b>MARSHALL ISLANDS</b>				
792 Aircraft And Associated Equipments And Parts	0	9	0	132.312
742 Pumps For Liquid And Parts	0	5	0	76.534
874 Measuring, Checking, Analysing, And Controlling Instrument And Apparatus	0	2	0	27.958
772 Electrical Apparatus For Making And Breaking Electrical Circuits	0	1	0	9.921
Others	0	0	0	0
Sub Total	0	17	0	246.725
<b>SOLOMON ISLANDS</b>				
072 Cocoa	60.000	60.000	156.539	156.539
282 Waste And Scrap Metal Of Iron/Steel	0	92.150	0	53.447

I.6 IMPOR KOMODITI MENURUT NEGARA ASAL / *IMPORT BY COUNTRY OF ORIGIN*  
DAN LIMA GOLONGAN BARANG (SITC) UTAMA / *AND FIVE MAJOR SITC COMMODITY GROUP*  
\*\* FEBRUARI / *FEBRUARY 2009* \*\*

Negara Asal/SITC/Uraian Golongan Barang <i>Country of Origin/SITC/group Description</i>	Berat Bersih / <i>Net Weight (Kg)</i>		Nilai CIF / <i>CIF Value (US\$)</i>	
	Bulan ini <i>Current month</i>	Kumulatif <i>Cum. Jan to date</i>	Bulan ini <i>Current month</i>	Kumulatif <i>Cum. Jan to date</i>
Others	0	0	0	0
Sub Total	60.000	152.150	156.539	209.986
<b>TONGA</b>				
048 Cereal Preparations And Preparations Of Flours/Starchs Of Fruit	241	241	2.113	2.113
292 Crude Vegetable Materials	0	181	0	1.076
Others	0	0	0	0
Sub Total	241	422	2.113	3.189
<b>TUVALU</b>				
776 Thermionic, Cold Cathode, And Photo Cathode Valves/Tubes	0	20	0	2.424
Others	0	0	0	0
Sub Total	0	20	0	2.424
<b>UNITED STATES MINOR OUTLYING ISLAND</b>				
694 Nails, Screws, Nuts, Bolts, Rivets Of Iron/Steel Or Copper	0	1	0	6
Others	0	0	0	0
Sub Total	0	1	0	6
<b>COCOS (KEELING) ISLANDS</b>				
699 Manufactures Of Base Metals	10.000	10.000	8.040	8.040
Others	0	0	0	0
Sub Total	10.000	10.000	8.040	8.040
<b>TOKELAU</b>				
679 Tubes, Pipes, Hollow Profile, Pipe Fitting Of Iron/Steel	118	118	593	593
Others	0	0	0	0
Sub Total	118	118	593	593
<b>EAST TIMOR</b>				
071 Coffee And Coffee Substitutes	0	19.600	0	27.146
Others	0	0	0	0
Sub Total	0	19.600	0	27.146
<b>UNITED STATES</b>				
792 Aircraft And Associated Equipments And Parts	292.828	399.659	167.197.012	206.316.630
222 Oil Seeds Use For Extraction Ofsoft Fixed Vegetable Oils	159.993.168	188.062.052	73.444.814	86.381.002
723 Civil Engineering And Contractor Plants And Equipments/Parts	1.238.271	2.764.549	23.981.045	46.043.827
263 Cotton	8.780.889	22.748.631	13.114.281	35.556.827
782 Motor Vehicle For The Transportation Of Goods	915.234	2.237.085	12.726.412	30.915.798
Others	160.389.786	320.162.939	273.255.002	570.267.420
Sub Total	331.610.176	536.374.915	563.718.566	975.481.504
<b>CANADA</b>				
041 Wheat And Meslin, Unmilled	76.585.000	183.000.000	34.941.827	82.037.947
562 Fertilizers, Manufactured	10.683.601	18.207.601	7.485.098	13.585.926
251 Pulp And Waste Paper	7.023.110	20.099.422	3.266.255	10.790.500
764 Telecommunication Equipments And Parts	22.852	23.021	9.521.782	9.570.663
723 Civil Engineering And Contractor Plants And Equipments/Parts	120.783	232.054	2.644.499	5.031.782
Others	7.939.012	16.832.435	16.467.185	31.870.492
Sub Total	102.374.358	238.394.533	74.326.646	152.887.310
<b>MEXICO</b>				
764 Telecommunication Equipments And Parts	9.995	23.516	3.731.977	4.313.885
784 Parts And Accessories Of The Motor Vehicles	82.513	464.721	994.355	2.950.136

I.6 IMPOR KOMODITI MENURUT NEGARA ASAL / *IMPORT BY COUNTRY OF ORIGIN*  
DAN LIMA GOLONGAN BARANG (SITC) UTAMA / *AND FIVE MAJOR SITC COMMODITY GROUP*  
\*\* FEBRUARI / *FEBRUARY* 2009 \*\*

Negara Asal/SITC/Uraian Golongan Barang <i>Country of Origin/SITC/group Description</i>	Berat Bersih / <i>Net Weight (Kg)</i>		Nilai CIF / <i>CIF Value (US\$)</i>	
	Bulan ini <i>Current month</i>	Kumulatif <i>Cum. Jan to date</i>	Bulan ini <i>Current month</i>	Kumulatif <i>Cum. Jan to date</i>
752 Automatic Data Processing Machines And Their Units	3.111	6.821	460.921	985.821
722 Tractors	0	166.165	0	918.248
713 Internal Combustion Piston Engines And Parts	3.735	10.512	231.185	698.670
Others	1.316.372	2.302.225	3.708.702	6.168.925
Sub Total	1.415.726	2.973.960	9.127.140	16.035.685
<b>GUATEMALA</b>				
724 Textile/Leather Machinery And Parts	0	15.694	0	79.272
844 Women'S Coats/Jackets, Knitted	14	39	440	1.276
845 Articles Of Apparel	22	32	785	1.058
075 Spices	1.742	1.742	1.005	1.005
884 Optical Goods	4	4	144	144
Others	0	0	0	0
Sub Total	1.782	17.511	2.374	82.755
<b>HONDURAS</b>				
248 Wood,Simply Worked And Railway Sleeper Of Wood	0	15.180	0	23.602
844 Women'S Coats/Jackets, Knitted	54	83	2.126	3.075
845 Articles Of Apparel	0	22	0	1.889
897 Jewellery, Goldsmith, Silversmith Wares, And Other Articles	19	19	699	699
778 Electrical Machinery And Apparatus	0	11	0	560
Others	0	0	0	0
Sub Total	73	15.315	2.825	29.825
<b>PANAMA</b>				
793 Ships, Boats, And Floating Structures	0	2.811.000	0	10.207.433
611 Leathers	4.932	4.932	77.775	77.775
743 Pumps, Compressors, Fans, Blowers, Centrifuges, And Parts	72	187	6.193	11.334
716 Rotating Electric Plants And Parts	22	45	1.913	2.957
746 Ball Or Roller Bearings	0	51	0	2.294
Others	6	13	166	503
Sub Total	5.032	2.816.228	86.047	10.302.296
<b>CUBA</b>				
542 Medicaments, Including Veterinary Medicaments	1.535	1.535	60.060	60.060
Others	0	0	0	0
Sub Total	1.535	1.535	60.060	60.060
<b>CURACAO</b>				
776 Thermionic, Cold Cathode, And Photo Cathode Valves/Tubes	25	25	12.842	12.842
778 Electrical Machinery And Apparatus	0	7	0	48
749 Non-Electric Parts And Accessories Of Machineries	0	9	0	20
653 Fabrics, Woven, Of Man-Made Fibres	3	3	10	10
Others	0	0	0	0
Sub Total	28	44	12.852	12.920
<b>SURINAME</b>				
665 Glassware	8	8	140	140
Others	0	0	0	0
Sub Total	8	8	140	140
<b>CHILE</b>				
251 Pulp And Waste Paper	9.601.746	24.712.384	4.743.827	13.309.175
682 Copper	0	201.171	0	1.424.451
081 Feeding Stuff For Animals	762.090	914.250	643.175	777.253
562 Fertilizers, Manufactured	520.000	520.000	468.000	468.000
723 Civil Engineering And Contractor Plants And Equipments/Parts	7.391	15.340	111.349	258.340
Others	114.375	194.425	272.257	428.229

I.6 IMPOR KOMODITI MENURUT NEGARA ASAL / IMPORT BY COUNTRY OF ORIGIN  
DAN LIMA GOLONGAN BARANG (SITC) UTAMA / AND FIVE MAJOR SITC COMMODITY GROUP  
\*\* FEBRUARI / FEBRUARY 2009 \*\*

Negara Asal/SITC/Uraian Golongan Barang <i>Country of Origin/SITC/group Description</i>	Berat Bersih / <i>Net Weight (Kg)</i>		Nilai CIF / <i>CIF Value (US\$)</i>	
	Bulan ini <i>Current month</i>	Kumulatif <i>Cum. Jan to date</i>	Bulan ini <i>Current month</i>	Kumulatif <i>Cum. Jan to date</i>
Sub Total	11.005.602	26.557.570	6.238.608	16.665.448
<b>VENEZUELA</b>				
514 Nitrogen-Function Compounds	13.500	27.000	58.725	117.450
728 Other Machines And Equipment Specialized For Particular Industry	0	491	0	17.680
841 Men'S Coats/Jackets, Not Knitted	3	3	487	487
Others	0	0	0	0
Sub Total	13.503	27.494	59.212	135.617
<b>ARGENTINA</b>				
081 Feeding Stuff For Animals	56.096.150	107.975.290	20.966.984	39.156.334
679 Tubes, Pipes, Hollow Profile, Pipe Fitting Of Iron/Steel	23.894	635.881	53.354	1.599.249
022 Milk,Cream, And Milk Products Other Than Butter Or Cheese	600.000	800.000	669.600	1.176.352
611 Leathers	58.769	301.065	116.362	745.325
057 Fruit And Nut; Fresh Or Dried	198.780	244.140	371.072	419.771
Others	115.353	672.377	601.123	1.370.996
Sub Total	57.092.946	110.628.753	22.778.495	44.468.027
<b>BRAZIL</b>				
281 Iron Ore And Concentrates	0	144.345.000	0	33.029.640
263 Cotton	7.862.904	18.884.366	11.074.103	26.729.268
672 Ingots And Other Iron/Steel In Primary Forms	40.791.594	40.791.594	18.550.625	18.550.625
081 Feeding Stuff For Animals	14.362.452	14.408.195	5.885.486	5.918.718
071 Coffee And Coffee Substitutes	564.504	963.304	2.002.018	3.942.623
Others	13.053.877	33.137.677	11.242.894	24.398.072
Sub Total	76.635.331	252.530.136	48.755.126	112.568.946
<b>COLOMBIA</b>				
334 Petroleum Products, Refined	54.720	54.720	209.661	209.661
575 Other Plastics In Primary Forms	36.000	90.000	68.120	170.300
513 Carboxylic Acids,And Their Anhydrides,Halides,Peroxides	20.000	119.925	25.000	149.906
121 Tobacco, Unmanufactured And Refused	9.890	19.806	41.957	84.640
524 Other Inorganic Chemicals;Chemical Compound Of Precious Metals	3.466	3.466	62.785	62.785
Others	6.804	190.662	48.718	155.760
Sub Total	130.880	478.579	456.241	833.052
<b>BOLIVIA</b>				
792 Aircraft And Associated Equipments And Parts	0	419	0	817.072
248 Wood,Simply Worked And Railway Sleeper Of Wood	15.559	15.559	23.215	23.215
699 Manufactures Of Base Metals	0	1	0	3.608
694 Nails, Screws, Nuts, Bolts, Rivets Of Iron/Steel Or Copper	0	2	0	2.602
745 Other Non-Electical Machinery, Tools, And Mechanical Apparatus	0	3	0	1.485
Others	0	68	0	1.756
Sub Total	15.559	16.052	23.215	849.738
<b>URUGUAY</b>				
248 Wood,Simply Worked And Railway Sleeper Of Wood	253.201	539.483	237.781	420.412
597 Additive For Mineral Oils	0	17.022	0	36.596
554 Soap,Cleansing And Polishing Preparations	2	2	175	175
Others	0	0	0	0
Sub Total	253.203	556.507	237.956	457.183
<b>PARAGUAY</b>				
551 Essential Oils, Perfumes, And Flavour Materials	720	720	21.600	21.600
121 Tobacco, Unmanufactured And Refused	8.947	8.947	15.657	15.657
635 Wood Manufactures	28.275	28.275	7.232	7.232
Others	0	0	0	0
Sub Total	37.942	37.942	44.489	44.489

I.6 IMPOR KOMODITI MENURUT NEGARA ASAL / *IMPORT BY COUNTRY OF ORIGIN*  
DAN LIMA GOLONGAN BARANG (SITC) UTAMA / *AND FIVE MAJOR SITC COMMODITY GROUP*  
\*\* FEBRUARI / *FEBRUARY 2009* \*\*

Negara Asal/SITC/Uraian Golongan Barang <i>Country of Origin/SITC/group Description</i>	Berat Bersih / <i>Net Weight (Kg)</i>		Nilai CIF / <i>CIF Value (US\$)</i>	
	Bulan ini <i>Current month</i>	Kumulatif <i>Cum. Jan to date</i>	Bulan ini <i>Current month</i>	Kumulatif <i>Cum. Jan to date</i>
<b>ECUADOR</b>				
711 Steam And Other Vapour Generating Boilers And Parts	7.295	7.295	142.806	142.806
036 Crustaceans, Molluscs, And Aquatic Invertebrates	16.732	16.732	76.589	76.589
292 Crude Vegetable Materials	40.000	80.000	38.000	76.000
621 Materials Of Rubber	0	19.440	0	25.347
265 Vegetable Textile Fibres,Raw Or Processed;Waste Of These Fibres	8.128	15.628	3.474	6.797
Others	470	475	11.461	12.096
Sub Total	72.625	139.570	272.330	339.635
<b>PERU</b>				
057 Fruit And Nut; Fresh Or Dried	579.912	706.848	1.118.974	1.366.192
081 Feeding Stuff For Animals	79.500	1.244.050	96.990	1.340.259
523 Metallicsalts And Peroxysalts	0	50.400	0	138.096
248 Wood,Simply Worked And Railway Sleeper Of Wood	0	67.200	0	89.077
741 Heating And Cooling Equipments And Parts	0	7.280	0	43.995
Others	534	29.362	30.210	118.921
Sub Total	659.946	2.105.140	1.246.174	3.096.540
<b>GUYANA</b>				
746 Ball Or Roller Bearings	142	142	5.691	5.691
Others	0	0	0	0
Sub Total	142	142	5.691	5.691
<b>TRINIDAD AND TOBAGO</b>				
874 Measuring, Checking, Analysing, And Controlling Instrument And Apparatus	3	3	2.506	2.506
Others	0	0	0	0
Sub Total	3	3	2.506	2.506
<b>BAHAMAS</b>				
282 Waste And Scrap Metal Of Iron/Steel	0	331.110	0	110.922
248 Wood,Simply Worked And Railway Sleeper Of Wood	0	22.225	0	25.113
Others	0	0	0	0
Sub Total	0	353.335	0	136.035
<b>JAMAICA</b>				
282 Waste And Scrap Metal Of Iron/Steel	342.991	342.991	80.603	80.603
699 Manufactures Of Base Metals	5.365	10.033	17.111	34.963
071 Coffee And Coffee Substitutes	210	210	11.760	11.760
551 Essential Oils, Perfumes, And Flavour Materials	0	40	0	10.080
737 Metalworking Machinery And Parts	0	913	0	9.806
Others	0	0	0	0
Sub Total	348.566	354.187	109.474	147.212
<b>PUERTO RICO</b>				
898 Musical Instrument And Parts/Accessories	592	592	1.106.395	1.106.395
714 Engines And Motors, Non-Electric And Parts	434	434	959.341	959.341
772 Electrical Apparatus For Making And Breaking Electrical Circuits	1.735	1.950	717.352	733.145
541 Medicinal And Pharmaceutical Products	794	850	197.541	265.874
542 Medicaments, Including Veterinary Medicaments	369	369	221.682	221.682
Others	2.917	3.722	153.129	285.116
Sub Total	6.841	7.917	3.355.440	3.571.553
<b>BELIZE</b>				
523 Metallicsalts And Peroxysalts	0	24.000	0	11.040
Others	0	0	0	0
Sub Total	0	24.000	0	11.040
<b>DOMINICAN REPUBLIC</b>				

1.6 IMPOR KOMODITI MENURUT NEGARA ASAL / *IMPORT BY COUNTRY OF ORIGIN*  
DAN LIMA GOLONGAN BARANG (SITC) UTAMA / *AND FIVE MAJOR SITC COMMODITY GROUP*  
\*\* FEBRUARI / *FEBRUARY 2009* \*\*

Negara Asal/SITC/Uraian Golongan Barang <i>Country of Origin/SITC/group Description</i>	Berat Bersih / <i>Net Weight (Kg)</i>		Nilai CIF / <i>CIF Value (US\$)</i>	
	Bulan ini <i>Current month</i>	Kumulatif <i>Cum. Jan to date</i>	Bulan ini <i>Current month</i>	Kumulatif <i>Cum. Jan to date</i>
282 Waste And Scrap Metal Of Iron/Steel	0	272.390	0	117.128
541 Medicinal And Pharmaceutical Products	755	755	62.265	62.265
121 Tobacco, Unmanufactured And Refused	0	5.834	0	30.101
892 Printed Matter	0	3.168	0	24.700
724 Textile/Leather Machinery And Parts	0	2.517	0	19.629
Others	5.199	33.859	15.702	48.503
Sub Total	5.954	318.523	77.967	302.326
<b>EL SALVADOR</b>				
772 Electrical Apparatus For Making And Breaking Electrical Circuits	0	4.383	0	211.626
778 Electrical Machinery And Apparatus	0	2.313	0	111.273
048 Cereal Preparations And Preparations Of Flours/Starchs Of Fruit	0	244	0	12.206
893 Article Of Plastics	0	184	0	8.887
676 Iron/Steel Bars, Rods, Angels, Shaped And Sections	0	165	0	7.897
Others	2	118	81	5.707
Sub Total	2	7.407	81	357.596
<b>COSTA RICA</b>				
223 Oil Seeds Use For Extraction Of Other Fixed Vegetable Oils	3.993	7.845	843.498	1.693.194
759 Parts And Accessories For Machine Of Heading 751 Or 752	139	433	137.695	215.347
611 Leathers	6.671	6.671	105.675	105.675
764 Telecommunication Equipments And Parts	0	43	0	4.466
772 Electrical Apparatus For Making And Breaking Electrical Circuits	616	1.157	1.624	2.869
Others	11	11	946	946
Sub Total	11.430	16.160	1.089.438	2.022.497
<b>HAITI</b>				
551 Essential Oils, Perfumes, And Flavour Materials	9	209	1.159	7.932
Others	0	0	0	0
Sub Total	9	209	1.159	7.932
<b>BARBADOS</b>				
282 Waste And Scrap Metal Of Iron/Steel	18.980	40.980	4.005	8.648
Others	0	0	0	0
Sub Total	18.980	40.980	4.005	8.648
<b>ANGUILLA</b>				
695 Tools For Used In The Hand Or In Machines	0	26	0	92
Others	0	0	0	0
Sub Total	0	26	0	92
<b>BERMUDA</b>				
121 Tobacco, Unmanufactured And Refused	70.000	70.000	528.132	528.132
Others	0	0	0	0
Sub Total	70.000	70.000	528.132	528.132
<b>CAPE VERDE</b>				
037 Fish, Crustaceans, Molluscs, And Other Aquatic Invertebrates; Prepar	0	14.932	0	45.355
785 Motorcycles, Scooters, And Other Cycles Motorized/Non Motorized	0	30	0	77
697 Household Equipment Of Base Metals	0	4	0	11
Others	0	0	0	0
Sub Total	0	14.966	0	45.443
<b>CAYMAN ISLANDS</b>				
776 Thermionic, Cold Cathode, And Photo Cathode Valves/Tubes	9	9	88.850	88.850
651 Textile Yarns	0	462	0	3.672
Others	0	0	0	0
Sub Total	9	471	88.850	92.522

I.6 IMPOR KOMODITI MENURUT NEGARA ASAL / *IMPORT BY COUNTRY OF ORIGIN*  
DAN LIMA GOLONGAN BARANG (SITC) UTAMA / *AND FIVE MAJOR SITC COMMODITY GROUP*  
\*\* FEBRUARI / *FEBRUARY 2009* \*\*

Negara Asal/SITC/Uraian Golongan Barang <i>Country of Origin/SITC/group Description</i>	Berat Bersih / <i>Net Weight (Kg)</i>		Nilai CIF / <i>CIF Value (US\$)</i>	
	Bulan ini <i>Current month</i>	Kumulatif <i>Cum. Jan to date</i>	Bulan ini <i>Current month</i>	Kumulatif <i>Cum. Jan to date</i>
<b>DOMINICA</b>				
771 Electric Power Machinery And Parts	3	3	241	241
Others	0	0	0	0
Sub Total	3	3	241	241
<b>FRENCH GUIANA</b>				
772 Electrical Apparatus For Making And Breaking Electrical Circuits	0	15	0	4.184
Others	0	0	0	0
Sub Total	0	15	0	4.184
<b>GREENLAND</b>				
772 Electrical Apparatus For Making And Breaking Electrical Circuits	875	875	4.409	4.409
Others	0	0	0	0
Sub Total	875	875	4.409	4.409
<b>NETHERLANDS ANTILLES</b>				
748 Transmission Shafts And Cranks	0	9.008	0	187.394
743 Pumps, Compressors, Fans, Blowers, Centrifuges, And Parts	0	4.950	0	25.162
551 Essential Oils, Perfumes, And Flavour Materials	500	500	13.749	13.749
874 Measuring, Checking, Analysing, And Controlling Instrument And Appa	101	101	6.091	6.091
641 Papers And Paperboards	0	351	0	3.504
Others	4	716	1.698	8.434
Sub Total	605	15.626	21.538	244.334
<b>SAINT LUCIA</b>				
778 Electrical Machinery And Apparatus	1.421	1.421	8.630	8.630
772 Electrical Apparatus For Making And Breaking Electrical Circuits	0	175	0	1.741
773 Equipment For Distributing Electricity	78	78	722	722
Others	0	0	0	0
Sub Total	1.499	1.674	9.352	11.093
<b>SAN MARINO</b>				
728 Other Machines And Equipment Specialized For Particular Industry	2	2	320	320
Others	0	0	0	0
Sub Total	2	2	320	320
<b>UNITED KINGDOM</b>				
792 Aircraft And Associated Equipments And Parts	65.884	66.313	34.607.965	35.139.265
251 Pulp And Waste Paper	35.512.050	72.059.212	3.293.903	6.588.462
747 Taps, Cocks, And Valves For Pipes	62.208	151.907	1.634.747	6.343.418
723 Civil Engineering And Contractor Plants And Equipments/Parts	55.002	305.496	1.290.719	4.535.091
874 Measuring, Checking, Analysing, And Controlling Instrument And Appa	14.994	53.309	1.460.642	3.855.376
Others	3.340.541	9.089.162	25.749.503	55.870.493
Sub Total	39.050.679	81.725.399	68.037.479	112.332.105
<b>NETHERLANDS</b>				
714 Engines And Motors, Non-Electric And Parts	22.880	34.456	435.214	11.805.460
516 Other Organic Chemicals	170.629	3.480.432	288.597	6.171.919
022 Milk, Cream, And Milk Products Other Than Butter Or Cheese	980.496	2.265.791	2.403.611	5.373.065
098 Edible Products And Preparations	279.132	624.320	2.139.916	4.447.605
772 Electrical Apparatus For Making And Breaking Electrical Circuits	6.914	97.510	294.290	3.275.821
Others	10.767.928	36.923.051	25.846.271	53.804.812
Sub Total	12.227.979	43.425.560	31.407.899	84.878.682
<b>FRANCE</b>				
792 Aircraft And Associated Equipments And Parts	89.330	97.708	56.463.041	64.515.125
772 Electrical Apparatus For Making And Breaking Electrical Circuits	258.783	381.601	6.160.624	9.652.351



I.6 IMPOR KOMODITI MENURUT NEGARA ASAL / *IMPORT BY COUNTRY OF ORIGIN*  
 DAN LIMA GOLONGAN BARANG (SITC) UTAMA / *AND FIVE MAJOR SITC COMMODITY GROUP*  
 \*\* FEBRUARI / *FEBRUARY 2009* \*\*

Negara Asal/SITC/Uraian Golongan Barang <i>Country of Origin/SITC/group Description</i>	Berat Bersih / <i>Net Weight (Kg)</i>		Nilai CIF / <i>CIF Value (US\$)</i>	
	Bulan ini <i>Current month</i>	Kumulatif <i>Cum. Jan to date</i>	Bulan ini <i>Current month</i>	Kumulatif <i>Cum. Jan to date</i>
723 Civil Engineering And Contractor Plants And Equipments/Parts	239.304	584.254	2.883.457	7.049.535
747 Taps, Cocks, And Valves For Pipes	31.613	99.631	2.281.880	5.616.495
551 Essential Oils, Perfumes, And Flavour Materials	22.956	159.043	803.965	4.325.992
Others	11.319.112	21.905.043	35.000.953	73.262.549
Sub Total	11.961.098	23.227.280	103.593.920	164.422.047
<b>GERMANY, FED. REP. OF</b>				
728 Other Machines And Equipment Specialized For Particular Industry	677.293	1.435.719	40.993.415	56.336.554
714 Engines And Motors, Non-Electric And Parts	236.055	236.166	46.310.103	46.319.748
764 Telecommunication Equipments And Parts	83.805	132.421	10.259.705	19.709.956
752 Automatic Data Processing Machines And Their Units	9.025	12.803	5.872.025	10.321.742
782 Motor Vehicle For The Transportation Of Goods	570.326	740.037	6.313.929	8.143.130
Others	23.771.754	63.192.083	100.601.887	221.330.919
Sub Total	25.348.258	65.749.229	210.351.064	362.162.049
<b>AUSTRIA</b>				
776 Thermionic, Cold Cathode, And Photo Cathode Valves/Tubes	12.336	26.836	7.026.330	12.279.736
716 Rotating Electric Plants And Parts	340.148	400.960	9.959.389	11.392.072
725 Papermill/Pulpmill Machinery And Paper Cutting Machines	140	61.007	6.000	4.263.059
641 Papers And Paperboards	229.756	1.881.344	1.405.034	3.963.234
642 Paper And Paperboard Cut To Size/Shape And Article Of Papers	110.079	416.144	666.556	2.160.776
Others	1.644.946	3.471.141	6.928.162	16.768.231
Sub Total	2.337.405	6.257.432	25.991.471	50.827.108
<b>BELGIUM</b>				
515 Organo-Inorganic And Heterocyclic Compounds	850.001	2.093.839	3.985.939	10.318.761
714 Engines And Motors, Non-Electric And Parts	306.669	622.099	5.353.678	10.212.291
691 Structures And Parts Of Iron/Steel Or Aluminium	1.250.366	1.250.401	7.432.200	7.432.247
728 Other Machines And Equipment Specialized For Particular Industry	161.558	174.805	4.096.023	5.394.146
792 Aircraft And Associated Equipments And Parts	10	150.013	22.569	5.023.269
Others	15.428.281	24.884.152	16.341.414	32.915.111
Sub Total	17.996.885	29.175.309	37.231.823	71.295.825
<b>SWITZERLAND</b>				
764 Telecommunication Equipments And Parts	827	115.505	78.465	17.231.249
533 Pigments, Paints, Varnishes, And Related Materials	92.146	241.013	3.900.284	6.462.564
716 Rotating Electric Plants And Parts	35	113.908	4.537	4.548.486
771 Electric Power Machinery And Parts	1.665	53.305	242.467	3.716.379
542 Medicaments, Including Veterinary Medicaments	3.259	7.652	2.862.325	3.691.025
Others	1.448.551	4.378.122	18.574.730	35.460.672
Sub Total	1.546.483	4.909.505	25.662.808	71.110.375
<b>LUXEMBOURG</b>				
749 Non-Electric Parts And Accessories Of Machineries	18.285	35.952	78.603	131.273
893 Article Of Plastics	0	5.126	0	102.876
621 Materials Of Rubber	0	13.121	0	38.953
747 Taps, Cocks, And Valves For Pipes	0	50	0	21.039
657 Special Yarns, Textile Fabrics	0	3.142	0	12.577
Others	13.624	13.659	14.897	15.776
Sub Total	31.909	71.050	93.500	322.494
<b>MONACO</b>				
542 Medicaments, Including Veterinary Medicaments	0	85	0	53.608
553 Perfumery, Cosmetics, And Toilet Preparations	181	181	12.489	12.489
575 Other Plastics In Primary Forms	82	290	1.770	5.310
551 Essential Oils, Perfumes, And Flavour Materials	178	187	3.850	4.009
541 Medicinal And Pharmaceutical Products	59	134	1.281	2.562
Others	0	0	0	0
Sub Total	500	877	19.390	77.978

I.6 IMPOR KOMODITI MENURUT NEGARA ASAL / *IMPORT BY COUNTRY OF ORIGIN*  
 DAN LIMA GOLONGAN BARANG (SITC) UTAMA / *AND FIVE MAJOR SITC COMMODITY GROUP*  
 \*\* FEBRUARI / *FEBRUARY 2009* \*\*

Negara Asal/SITC/Uraian Golongan Barang <i>Country of Origin/SITC/group Description</i>	Berat Bersih / <i>Net Weight (Kg)</i>		Nilai CIF / <i>CIF Value (US\$)</i>	
	Bulan ini <i>Current month</i>	Kumulatif <i>Cum. Jan to date</i>	Bulan ini <i>Current month</i>	Kumulatif <i>Cum. Jan to date</i>
<b>DENMARK</b>				
098 Edible Products And Preparations	142.204	403.139	1.555.488	4.207.409
741 Heating And Cooling Equipments And Parts	47.095	62.239	2.738.530	3.367.260
121 Tobacco, Unmanufactured And Refused	25.808	41.812	1.755.382	2.454.921
598 Miscellaneous Chemical Products	183	151.718	18.329	2.117.458
542 Medicaments, Including Veterinary Medicaments	8.301	8.678	1.465.373	1.593.826
Others	517.787	1.358.548	2.999.106	7.512.487
Sub Total	741.378	2.026.134	10.532.208	21.253.361
<b>NORWAY</b>				
744 Mechanical Handling Equipments And Parts	215.290	215.325	3.472.260	3.472.935
511 Hydrocarbon And Their Halogenated, Nitrated Derivatives	6.638.315	6.638.315	3.319.158	3.319.158
874 Measuring, Checking, Analysing, And Controlling Instrument And Apparatus	1.295	5.261	393.767	2.401.286
598 Miscellaneous Chemical Products	1.348.443	1.822.846	1.083.178	1.735.911
737 Metalworking Machinery And Parts	8.500	8.500	1.071.124	1.071.124
Others	1.262.358	3.327.668	2.804.537	5.567.014
Sub Total	9.474.201	12.017.915	12.144.024	17.567.428
<b>SWEDEN</b>				
764 Telecommunication Equipments And Parts	60.157	224.063	15.958.177	49.645.751
771 Electric Power Machinery And Parts	20.135	71.425	3.644.621	10.202.536
251 Pulp And Waste Paper	5.735.160	10.215.910	2.652.528	5.911.598
782 Motor Vehicle For The Transportation Of Goods	431.460	462.740	4.718.647	5.047.861
725 Papermill/Pulpmill Machinery And Paper Cutting Machines	323	278.369	58.042	4.860.375
Others	2.454.165	8.451.257	10.717.202	27.263.193
Sub Total	8.701.400	19.703.764	37.749.217	102.931.314
<b>FINLAND</b>				
716 Rotating Electric Plants And Parts	976.746	1.315.245	31.662.787	41.922.404
764 Telecommunication Equipments And Parts	33.143	83.067	2.975.492	5.614.208
641 Papers And Paperboards	887.837	2.418.650	1.004.261	2.452.025
713 Internal Combustion Piston Engines And Parts	8.097	97.591	205.866	2.448.230
748 Transmission Shafts And Cranks	77.979	78.640	1.997.487	2.016.987
Others	580.583	2.051.150	4.377.471	8.955.291
Sub Total	2.564.385	6.044.343	42.223.364	63.409.145
<b>IRELAND</b>				
792 Aircraft And Associated Equipments And Parts	0	48.003	0	16.584.348
551 Essential Oils, Perfumes, And Flavour Materials	94.291	223.827	538.379	1.915.345
515 Organo-Inorganic And Heterocyclic Compounds	63	120	682.992	1.074.910
098 Edible Products And Preparations	27.948	54.399	429.814	902.962
022 Milk, Cream, And Milk Products Other Than Butter Or Cheese	170.000	295.409	244.700	694.656
Others	291.213	1.467.933	700.479	1.783.796
Sub Total	583.515	2.089.691	2.596.364	22.956.017
<b>ITALY</b>				
745 Other Non-Electrical Machinery, Tools, And Mechanical Apparatus	99.592	224.137	10.146.387	22.576.949
747 Taps, Cocks, And Valves For Pipes	222.730	328.691	6.892.609	9.023.808
764 Telecommunication Equipments And Parts	25.460	64.623	2.086.874	8.886.562
728 Other Machines And Equipment Specialized For Particular Industry	131.806	283.305	2.966.788	6.058.438
741 Heating And Cooling Equipments And Parts	145.738	188.026	5.328.483	5.935.131
Others	15.260.483	29.276.294	31.806.000	70.389.956
Sub Total	15.885.809	30.365.076	59.227.141	122.870.844
<b>SPAIN</b>				
699 Manufactures Of Base Metals	176.857	177.225	2.054.645	2.059.896
684 Aluminium	362.029	1.196.340	531.685	1.944.206
711 Steam And Other Vapour Generating Boilers And Parts	558.366	563.087	1.795.527	1.850.706
533 Pigments, Paints, Varnishes, And Related Materials	626.792	1.456.655	659.316	1.784.936
716 Rotating Electric Plants And Parts	22.118	62.976	528.571	1.723.335
Others	1.928.757	3.380.297	8.414.562	18.613.386

1.6 IMPOR KOMODITI MENURUT NEGARA ASAL / *IMPORT BY COUNTRY OF ORIGIN*  
 DAN LIMA GOLONGAN BARANG (SITC) UTAMA / *AND FIVE MAJOR SITC COMMODITY GROUP*  
 \*\* FEBRUARI / *FEBRUARY 2009* \*\*

Negara Asal/SITC/Uraian Golongan Barang <i>Country of Origin/SITC/group Description</i>	Berat Bersih / <i>Net Weight (Kg)</i>		Nilai CIF / <i>CIF Value (US\$)</i>	
	Bulan ini <i>Current month</i>	Kumulatif <i>Cum. Jan to date</i>	Bulan ini <i>Current month</i>	Kumulatif <i>Cum. Jan to date</i>
Sub Total	3.674.919	6.836.580	13.984.306	27.976.465
<b>PORTUGAL</b>				
845 Articles Of Apparel	5.614	9.056	225.092	374.413
898 Musical Instrument And Parts/Accessories	1.138	1.138	297.000	297.000
778 Electrical Machinery And Apparatus	18	24.022	218	139.868
844 Women'S Coats/Jackets, Knitted	1.990	2.945	77.241	119.463
841 Men'S Coats/Jackets, Not Knitted	1.293	2.119	62.195	107.262
Others	38.673	100.717	247.303	606.115
Sub Total	48.726	139.997	909.049	1.644.121
<b>ICELAND</b>				
411 Animal Oils And Fats	288	4.088	2.016	15.546
751 Office Machines	0	52	0	8.132
542 Medicaments, Including Veterinary Medicaments	0	107	0	8.015
653 Fabrics, Woven, Of Man-Made Fibres	593	593	1.015	1.015
629 Articles Of Rubbers	0	2	0	71
Others	0	0	0	0
Sub Total	881	4.842	3.031	32.779
<b>GREECE</b>				
263 Cotton	805.960	1.005.957	998.910	1.304.463
121 Tobacco, Unmanufactured And Refused	13.540	64.559	148.507	643.138
251 Pulp And Waste Paper	1.114.170	1.114.170	117.031	117.031
278 Other Crude Minerals	176.000	176.000	86.069	86.069
675 Flat Rolled Products And Alloy Steels	20.480	20.480	52.572	52.572
Others	28.809	163.251	99.547	194.862
Sub Total	2.158.959	2.544.417	1.502.636	2.398.135
<b>ANDORRA</b>				
741 Heating And Cooling Equipments And Parts	0	16.877	0	33.544
652 Cotton Fabrics, Woven	0	2.794	0	26.444
743 Pumps, Compressors, Fans, Blowers, Centrifuges, And Parts	0	419	0	832
775 Household Type, Electrical/Non-Electrical Equipments	0	203	0	404
874 Measuring, Checking, Analysing, And Controlling Instrument And Appa	0	171	0	339
Others	4	334	261	914
Sub Total	4	20.798	261	62.477
<b>LIECHTENSTEIN</b>				
522 Inorganic Chemical Elements, Oxides And Halogen Salts	10	10	3.592	3.592
Others	0	0	0	0
Sub Total	10	10	3.592	3.592
<b>HUNGARY</b>				
714 Engines And Motors, Non-Electric And Parts	0	1.243	0	1.110.546
764 Telecommunication Equipments And Parts	976	2.446	518.784	643.943
541 Medicinal And Pharmaceutical Products	670	685	251.498	314.108
778 Electrical Machinery And Apparatus	17.086	18.523	180.015	209.570
716 Rotating Electric Plants And Parts	13.968	17.507	171.420	205.772
Others	52.724	108.841	483.084	986.159
Sub Total	85.424	149.245	1.604.801	3.470.098
<b>POLAND</b>				
061 Sugar, Molasses, And Honey	12.000.000	12.000.000	3.900.000	3.900.000
598 Miscellaneous Chemical Products	464	531.812	1.340	1.271.420
874 Measuring, Checking, Analysing, And Controlling Instrument And Appa	270	388	307.724	317.703
764 Telecommunication Equipments And Parts	0	1.277	0	289.779
553 Perfumery, Cosmetics, And Toilet Preparations	22.761	22.761	247.855	247.855
Others	116.853	433.964	540.857	1.404.249

1.6 IMPOR KOMODITI MENURUT NEGARA ASAL / *IMPORT BY COUNTRY OF ORIGIN*  
 DAN LIMA GOLONGAN BARANG (SITC) UTAMA / *AND FIVE MAJOR SITC COMMODITY GROUP*  
 \*\* FEBRUARI / *FEBRUARY 2009* \*\*

Negara Asal/SITC/Uraian Golongan Barang <i>Country of Origin/SITC/group Description</i>	Berat Bersih / <i>Net Weight (Kg)</i>		Nilai CIF / <i>CIF Value (US\$)</i>	
	Bulan ini <i>Current month</i>	Kumulatif <i>Cum. Jan to date</i>	Bulan ini <i>Current month</i>	Kumulatif <i>Cum. Jan to date</i>
Sub Total	12.140.348	12.990.202	4.997.776	7.431.006
<b>ROMANIA</b>				
728 Other Machines And Equipment Specialized For Particular Industry	0	40.868	0	755.356
653 Fabrics, Woven, Of Man-Made Fibres	10.569	43.288	59.091	614.045
747 Taps, Cocks, And Valves For Pipes	16.004	53.195	138.514	461.908
655 Knitted Or Crocheted Fabrics	0	18.141	0	123.656
211 Hides And Skins, Raw	0	23.000	0	74.750
Others	95.725	204.697	248.433	542.445
Sub Total	122.298	383.189	446.038	2.572.160
<b>BULGARIA</b>				
075 Spices	1.054.780	1.827.510	321.824	588.177
682 Copper	0	15.255	0	132.801
663 Mineral Manufactures	2.059	2.493	106.326	125.355
652 Cotton Fabrics, Woven	2.727	2.727	88.159	88.159
744 Mechanical Handling Equipments And Parts	0	9.120	0	55.753
Others	25.255	54.580	128.064	234.613
Sub Total	1.084.821	1.911.685	644.373	1.224.858
<b>YUGOSLAVIA</b>				
679 Tubes, Pipes, Hollow Profile, Pipe Fitting Of Iron/Steel	35	48	591	879
748 Transmission Shafts And Cranks	0	131	0	362
746 Ball Or Roller Bearings	28	41	66	104
Others	0	0	0	0
Sub Total	63	220	657	1.345
<b>ALBANIA</b>				
121 Tobacco, Unmanufactured And Refused	127.061	127.061	757.753	757.753
842 Women'S Coats/Jacket, Not Knitted	0	38	0	2.668
098 Edible Products And Preparations	0	78	0	1.370
851 Footwears	13	13	402	402
Others	0	0	0	0
Sub Total	127.074	127.190	758.155	762.193
<b>ARMENIA</b>				
629 Articles Of Rubbers	0	3	0	200
851 Footwears	0	4	0	12
Others	0	0	0	0
Sub Total	0	7	0	212
<b>AZERBAIJAN</b>				
333 Petroleum Oil, Crude	0	102.022.632	0	36.254.176
Others	0	0	0	0
Sub Total	0	102.022.632	0	36.254.176
<b>BELARUS</b>				
562 Fertilizers, Manufactured	0	4.509.000	0	3.929.149
625 Rubber Tyre, Tyre Cases, Tyre Treads, Inner Tubes, And Tyre Flaps	240.695	379.284	1.429.464	2.336.086
676 Iron/Steel Bars, Rods, Angels, Shaped And Sections	0	2.105	0	3.222
695 Tools For Used In The Hand Or In Machines	61	61	1.427	1.427
778 Electrical Machinery And Apparatus	0	1	0	22
Others	0	0	0	0
Sub Total	240.756	4.890.451	1.430.891	6.269.906
<b>KAZAKHSTAN</b>				
673 Flat Rolled Products, Not Clad	0	5.209.460	0	6.017.169
685 Lead	69.743	533.609	87.146	738.326
263 Cotton	26.080	78.973	28.604	86.616
746 Ball Or Roller Bearings	3	3	241	241

I.6 IMPOR KOMODITI MENURUT NEGARA ASAL / *IMPORT BY COUNTRY OF ORIGIN*  
DAN LIMA GOLONGAN BARANG (SITC) UTAMA / *AND FIVE MAJOR SITC COMMODITY GROUP*  
\*\* FEBRUARI / *FEBRUARY 2009* \*\*

Negara Asal/SITC/Uraian Golongan Barang <i>Country of Origin/SITC/group Description</i>	Berat Bersih / <i>Net Weight (Kg)</i>		Nilai CIF / <i>CIF Value (US\$)</i>	
	Bulan ini <i>Current month</i>	Kumulatif <i>Cum. Jan to date</i>	Bulan ini <i>Current month</i>	Kumulatif <i>Cum. Jan to date</i>
Others	0	0	0	0
Sub Total	95.826	5.822.045	115.991	6.842.352
<b>KYRGYZSTAN</b>				
598 Miscellaneous Chemical Products	895	895	15.390	15.390
611 Leathers	0	336	0	3.908
592 Starches, Inulin, And Wheat Glutenal Buminoidal Substances; Glues	0	75	0	2.117
574 Poliacetals And Polycarbons In Primary Forms	15	15	544	544
694 Nails, Screws, Nuts, Bolts, Rivets Of Iron/Steel Or Copper	0	380	0	489
Others	0	0	0	0
Sub Total	910	1.701	15.934	22.448
<b>MOLDOVA, REPUBLIC OF</b>				
842 Women'S Coats/Jacket, Not Knitted	7	10	161	265
Others	0	0	0	0
Sub Total	7	10	161	265
<b>UKRAINE</b>				
672 Ingots And Other Iron/Steel In Primary Forms	49.033.373	49.117.870	21.802.574	21.888.502
673 Flat Rolled Products, Not Clad	6.836.451	7.303.738	4.428.643	4.882.314
061 Sugar, Molasses, And Honey	5.500.000	10.750.000	1.424.500	2.894.499
675 Flat Rolled Products And Alloy Steels	2.853.311	3.233.600	1.804.756	2.117.844
041 Wheat And Meslin, Unmilled	653.940	5.025.140	120.979	987.314
Others	402.708	848.241	403.862	1.251.647
Sub Total	65.279.783	76.278.589	29.985.314	34.022.120
<b>LITHUANIA</b>				
625 Rubber Tyre,Tyre Cases,Tyre Treads,Inner Tubes, And Tyre Flaps	12.580	46.508	66.888	358.332
899 Other Miscellaneous Manufactured Articles	0	513	0	21.733
841 Men'S Coats/Jackets, Not Knitted	58	156	2.560	7.103
844 Women'S Coats/Jackets, Knitted	90	90	4.565	4.565
081 Feeding Stuff For Animals	8.100	8.100	2.695	2.695
Others	92	92	1.997	1.997
Sub Total	20.920	55.459	78.705	396.425
<b>LATVIA</b>				
282 Waste And Scrap Metal Of Iron/Steel	0	972.075	0	223.577
658 Made-Up Articles, Wholly/Chiefly Of Textile Materials	141	456	2.508	7.219
821 Furnitures And Parts	246	316	2.464	3.635
894 Baby Carriages, Toys, Games, And Sporting Goods	0	38	0	638
844 Women'S Coats/Jackets, Knitted	0	8	0	142
Others	0	0	0	0
Sub Total	387	972.893	4.972	235.211
<b>ESTONIA</b>				
764 Telecommunication Equipments And Parts	319	7.783	39.384	578.667
282 Waste And Scrap Metal Of Iron/Steel	0	630.520	0	158.941
081 Feeding Stuff For Animals	500	500	8.875	8.875
735 Parts Of Machine Tools	25	273	1.154	6.981
743 Pumps, Compressors, Fans, Blowers, Centrifuges, And Parts	30	43	2.317	2.556
Others	168	380	5.524	13.313
Sub Total	1.042	639.499	57.254	769.333
<b>GEORGIA</b>				
842 Women'S Coats/Jacket, Not Knitted	341	451	14.358	18.189
874 Measuring, Checking, Analysing, And Controlling Instrument And App:	8	12	73	111
Others	0	0	0	0

I.6 IMPOR KOMODITI MENURUT NEGARA ASAL / IMPORT BY COUNTRY OF ORIGIN  
DAN LIMA GOLONGAN BARANG (SITC) UTAMA / AND FIVE MAJOR SITC COMMODITY GROUP  
\*\* FEBRUARI / FEBRUARY 2009 \*\*

Negara Asal/SITC/Uraian Golongan Barang <i>Country of Origin/SITC/group Description</i>	Berat Bersih / <i>Net Weight (Kg)</i>		Nilai CIF / <i>CIF Value (US\$)</i>	
	Bulan ini <i>Current month</i>	Kumulatif <i>Cum. Jan to date</i>	Bulan ini <i>Current month</i>	Kumulatif <i>Cum. Jan to date</i>
Sub Total	349	463	14.431	18.300
<b>CROATIA</b>				
121 Tobacco, Unmanufactured And Refused	79.200	99.000	292.248	366.102
727 Food Processing Machines And Parts	0	12.160	0	268.302
737 Metalworking Machinery And Parts	646	5.011	4.909	42.561
661 Lime,Cement And Fabricated Construction Materials	0	63.000	0	29.969
541 Medicinal And Pharmaceutical Products	0	440	0	19.800
Others	21	23.659	257	30.588
Sub Total	79.867	203.270	297.414	757.322
<b>BOSNIA AND HERZEGOVINA</b>				
845 Articles Of Apparel	1	1	381	381
851 Footwears	25	25	177	177
842 Women'S Coats/Jacket, Not Knitted	3	3	78	78
844 Women'S Coats/Jackets, Knitted	0	2	0	55
892 Printed Matter	0	1	0	2
Others	0	0	0	0
Sub Total	29	32	636	693
<b>MALTA</b>				
741 Heating And Cooling Equipments And Parts	2.776	2.846	66.476	70.631
831 Travel Goods	0	701	0	7.947
752 Automatic Data Processing Machines And Their Units	0	14	0	2.390
629 Articles Of Rubbers	35	55	252	396
772 Electrical Apparatus For Making And Breaking Electrical Circuits	7	8	192	208
Others	36	36	178	178
Sub Total	2.854	3.660	67.098	81.750
<b>SLOVAKIA</b>				
764 Telecommunication Equipments And Parts	1.006	4.068	346.412	774.178
611 Leathers	2.079	2.079	222.049	222.049
759 Parts And Accessories For Machine Of Heading 751 Or 752	435	435	113.509	113.509
514 Nitrogen-Function Compounds	17.501	35.002	40.250	80.500
775 Household Type, Electrical/Non-Electrical Equipments	0	17.861	0	57.606
Others	4.231	82.161	78.665	298.334
Sub Total	25.252	141.606	800.885	1.546.176
<b>SLOVENIA</b>				
723 Civil Engineering And Contractor Plants And Equipments/Parts	0	22.700	0	276.011
699 Manufactures Of Base Metals	209	25.000	1.316	245.812
516 Other Organic Chemicals	375	1.045	58.500	161.940
772 Electrical Apparatus For Making And Breaking Electrical Circuits	2.424	2.599	64.748	149.248
541 Medicinal And Pharmaceutical Products	1.200	1.200	144.000	144.000
Others	46.686	72.078	189.778	267.680
Sub Total	50.894	124.622	458.342	1.244.691
<b>CZECH REPUBLIC</b>				
764 Telecommunication Equipments And Parts	12.252	66.481	386.186	1.510.016
772 Electrical Apparatus For Making And Breaking Electrical Circuits	12.527	21.899	575.248	1.177.889
718 Other Power Generating Machines And Parts	23.055	23.074	906.040	906.518
641 Papers And Paperboards	74.481	734.873	75.488	775.928
514 Nitrogen-Function Compounds	1	336.001	43	766.403
Others	490.430	1.151.194	1.635.964	3.085.947
Sub Total	612.746	2.333.522	3.578.969	8.222.701
<b>SOUTH GEORGIA AND THE SOUTH SA</b>				
575 Other Plastics In Primary Forms	0	27	0	911
Others	0	0	0	0

I.6 IMPOR KOMODITI MENURUT NEGARA ASAL / *IMPORT BY COUNTRY OF ORIGIN*  
DAN LIMA GOLONGAN BARANG (SITC) UTAMA / *AND FIVE MAJOR SITC COMMODITY GROUP*  
\*\* FEBRUARI / *FEBRUARY 2009* \*\*

Negara Asal/SITC/Uraian Golongan Barang <i>Country of Origin/SITC/group Description</i>	Berat Bersih / <i>Net Weight (Kg)</i>		Nilai CIF / <i>CIF Value (US\$)</i>	
	Bulan ini <i>Current month</i>	Kumulatif <i>Cum. Jan to date</i>	Bulan ini <i>Current month</i>	Kumulatif <i>Cum. Jan to date</i>
Sub Total	0	27	0	911
REP. OF MACEDONIA				
791 Railway Vehicles And Associated Equipments	0	375	0	26.314
842 Women'S Coats/Jacket, Not Knitted	886	886	5.734	5.734
Others	0	0	0	0
Sub Total	886	1.261	5.734	32.048
RUSSIA FEDERATION				
251 Pulp And Waste Paper	1.832.544	6.184.836	1.603.227	5.382.537
334 Petroleum Products, Refined	0	10.576.203	0	4.802.830
641 Papers And Paperboards	2.622.905	4.719.320	2.349.035	4.368.394
675 Flat Rolled Products And Alloy Steels	500.124	916.098	2.258.647	3.950.009
682 Copper	0	502.335	0	1.734.926
Others	7.607.450	14.164.425	3.896.263	7.360.274
Sub Total	12.563.023	37.063.217	10.107.172	27.598.970

**I.7 IMPOR KOMODITI TERTENTU MENURUT NEGARA ASAL UTAMA  
CERTAIN COMMODITIES IMPORT BY MAIN COUNTRY OF ORIGIN  
\*\* FEBRUARI / FEBRUARY 2009 \*\***

Komoditi Commodity	Negara Asal Country Of Origin	Berat Bersih / Net Weight (Kg)		Nilai CIF / CIF Value (US\$)	
		Bulan ini Current month	Kumulatif Cum. Jan to date	Bulan ini Current month	Kumulatif Cum. Jan to date
<b>Beras</b>					
	THAILAND	28.475.600	58.306.097	11.003.856	22.500.793
	VIET NAM	6.000.000	18.684.150	2.229.775	7.021.021
	CHINA	722.612	722.667	1.623.772	1.624.239
	INDIA	0	220.969	0	428.226
	UNITED STATES	96.319	182.982	143.146	296.004
	OTHERS	0	7.752	0	16.732
	Sub Total	35.294.531	78.124.617	15.000.549	31.887.015
<b>Jagung</b>					
	BRAZIL	0	20.775.000	0	3.705.509
	THAILAND	234.945	8.286.940	421.027	2.281.353
	MYANMAR (FORM. BURMA)	0	1.502.227	0	265.999
	UNITED STATES	251.287	461.753	96.286	255.491
	INDIA	510.420	510.420	140.843	140.843
	OTHERS	111.168	180.387	66.291	121.764
	Sub Total	1.107.820	31.716.727	724.447	6.770.959
<b>Kedelai</b>					
	UNITED STATES	164.014.239	352.075.429	70.388.624	156.764.808
	MALAYSIA	3.070.142	7.126.810	1.940.359	4.468.596
	CANADA	20.400	269.340	14.892	185.377
	SINGAPORE	0	27.795	0	27.108
	CHINA	2.174	2.174	21.177	21.177
	OTHERS	0	1	0	129
	Sub Total	167.106.955	359.501.549	72.365.052	161.467.195
<b>Biji Gandum dan Mesl</b>					
	AUSTRALIA	121.888.469	431.267.604	31.357.063	137.769.879
	CANADA	3.000.000	186.000.000	1.373.790	83.411.737
	UNITED STATES	0	28.624.048	0	12.076.123
	BULGARIA	22.900.000	22.900.000	5.106.700	5.106.700
	RUSSIA FEDERATION	0	4.654.170	0	1.630.252
	OTHERS	1.189.820	6.336.375	232.920	1.612.984
	Sub Total	148.978.289	679.782.197	38.070.473	241.607.675
<b>Tepung terigu</b>					
	TURKEY	30.929.710	46.090.035	9.222.497	14.494.128
	SRI LANKA	10.650.000	14.415.000	6.032.007	8.185.912
	AUSTRALIA	4.183.701	15.332.601	1.557.710	5.788.797
	BELGIUM	3.430.000	4.900.000	1.292.865	1.994.447
	JAPAN	210.000	210.000	78.750	78.750
	OTHERS	89.583	113.988	19.124	45.374
	Sub Total	49.492.994	81.061.624	18.202.953	30.587.408
<b>Gula Pasir</b>					
	THAILAND	1.025.000	4.425.000	407.050	1.706.950
	MALAYSIA	2.045.000	3.635.000	852.735	1.499.300
	SINGAPORE	734.868	1.244.218	486.285	796.664
	AUSTRALIA	0	660.000	0	400.570
	OTHERS	0	0	0	0
	Sub Total	3.804.868	9.964.218	1.746.070	4.403.484
<b>Gula Tebu</b>					
	THAILAND	25.400.000	137.704.605	7.438.086	43.269.889
	AUSTRALIA	2.500.000	2.500.000	885.820	885.820
	CHINA	0	304	0	74
	OTHERS	0	0	0	0



**I.7 IMPOR KOMODITI TERTENTU MENURUT NEGARA ASAL UTAMA  
CERTAIN COMMODITIES IMPORT BY MAIN COUNTRY OF ORIGIN  
\*\* FEBRUARI / FEBRUARY 2009 \*\***

Komoditi Commodity	Negara Asal Country Of Origin	Berat Bersih / Net Weight (Kg)		Nilai CIF / CIF Value (US\$)	
		Bulan ini Current month	Kumulatif Cum. Jan to date	Bulan ini Current month	Kumulatif Cum. Jan to date
	Sub Total	27.900.000	140.204.909	8.323.906	44.155.783
<b>Daging Lembu dan Sejenisnya</b>					
	AUSTRALIA	6.764.281	15.330.369	16.378.566	36.311.275
	NEW ZEALAND	3.734.635	7.745.341	8.945.234	17.327.680
	CANADA	194.693	415.032	339.516	699.358
	UNITED STATES	47.084	263.573	36.726	208.683
	SINGAPORE	3.594	3.594	4.941	4.941
	OTHERS	0	0	0	0
	Sub Total	10.744.287	23.757.909	25.704.983	54.551.937
<b>Daging Ayam</b>					
	UNITED STATES	395.154	888.852	550.002	1.267.325
	SINGAPORE	0	110.440	0	147.609
	MALAYSIA	7.224	7.224	13.365	13.365
	OTHERS	0	0	0	0
	Sub Total	402.378	1.006.516	563.367	1.428.299
<b>Garam</b>					
	AUSTRALIA	70.326.000	268.079.000	4.193.552	14.562.411
	INDIA	59.200.000	59.200.000	2.638.760	2.638.760
	CHINA	12.891.000	12.891.000	679.640	679.640
	NEW ZEALAND	10.000	154.000	4.450	47.770
	NETHERLANDS	12	98.211	1.331	25.378
	OTHERS	66.265	66.811	14.794	18.472
	Sub Total	142.493.277	340.489.022	7.532.527	17.972.431
<b>Mentega</b>					
	NEW ZEALAND	625.880	1.674.303	1.997.770	6.052.521
	AUSTRALIA	234.100	260.168	599.816	666.649
	FRANCE	36.081	70.664	215.722	432.522
	UNITED STATES	50.000	99.525	159.750	319.718
	BELGIUM	0	59.332	0	153.375
	OTHERS	34.914	126.110	32.368	180.593
	Sub Total	980.975	2.290.102	3.005.426	7.805.378
<b>Minyak Goreng</b>					
	CHINA	8.501.220	8.501.220	4.548.327	4.548.327
	MALAYSIA	1.494.518	2.778.435	1.444.174	2.756.823
	SINGAPORE	107.765	552.954	164.272	745.515
	THAILAND	0	501.100	0	541.100
	UNITED ARAB EMIRATES	60.120	119.940	60.120	119.940
	OTHERS	57.482	144.575	82.782	204.003
	Sub Total	10.221.105	12.598.224	6.299.675	8.915.708
<b>Susu</b>					
	NEW ZEALAND	6.267.632	16.856.955	18.158.150	46.194.678
	UNITED STATES	3.354.439	7.099.149	7.738.430	18.246.969
	AUSTRALIA	3.820.281	7.134.879	7.822.870	17.026.753
	SINGAPORE	472.546	2.118.569	2.754.621	9.377.322
	PHILIPPINES	582.063	1.363.547	2.977.663	6.902.903
	OTHERS	1.727.812	6.163.525	3.846.408	14.182.194
	Sub Total	16.224.773	40.736.624	43.298.142	111.930.819
<b>Bawang Merah</b>					
	THAILAND	13.141.666	16.195.207	5.438.445	6.710.621
	VIET NAM	9.346.549	11.556.549	4.028.747	4.972.184
	MALAYSIA	330.194	3.104.704	176.314	1.551.690
	MYANMAR (FORM. BURMA)	1.543.000	2.670.000	627.235	1.089.800

**I.7 IMPOR KOMODITI TERTENTU MENURUT NEGARA ASAL UTAMA  
CERTAIN COMMODITIES IMPORT BY MAIN COUNTRY OF ORIGIN  
\*\* FEBRUARI / FEBRUARY 2009 \*\***

Komoditi Commodity	Negara Asal Country Of Origin	Berat Bersih / Net Weight (Kg)		Nilai CIF / CIF Value (US\$)	
		Bulan ini Current month	Kumulatif Cum. Jan to date	Bulan ini Current month	Kumulatif Cum. Jan to date
	PHILIPPINES	1.478.500	2.192.710	598.528	888.559
	OTHERS	756.906	2.010.906	308.992	691.435
	Sub Total	26.596.815	37.730.076	11.178.261	15.904.289
<b>Bawang putih</b>					
	CHINA	39.900.256	114.685.259	14.387.759	40.730.865
	MALAYSIA	61.319	200.909	28.716	101.109
	NETHERLANDS	0	28.600	0	11.154
	THAILAND	25.000	25.000	9.625	9.625
	SINGAPORE	558	2.556	1.642	3.950
	OTHERS	1.688	3.676	797	1.970
	Sub Total	39.988.821	114.946.000	14.428.539	40.858.673
<b>Kelapa</b>					
	THAILAND	146.880	776.856	74.242	349.324
	SINGAPORE	78.798	142.558	239.291	344.415
	VIET NAM	15.876	47.628	79.800	228.200
	PHILIPPINES	24.267	55.563	33.765	82.215
	INDONESIA	0	12.500	0	13.819
	OTHERS	3	74	144	724
	Sub Total	265.824	1.035.179	427.242	1.018.697
<b>Kelapa Sawit</b>					
	UNITED STATES	0	1.785	0	386.925
	THAILAND	900	900	130.650	130.650
	OTHERS	0	0	0	0
	Sub Total	900	2.685	130.650	517.575
<b>Lada</b>					
	VIET NAM	65.500	65.579	88.685	90.068
	INDIA	528	5.949	13.160	27.733
	CHINA	1.793	33.793	860	10.940
	MALAYSIA	5.443	18.727	1.862	10.790
	UNITED STATES	0	278	0	4.861
	OTHERS	0	389	0	2.274
	Sub Total	73.264	124.715	104.567	146.666
<b>Teh</b>					
	KENYA	26.799	407.794	69.365	861.336
	VIET NAM	198.365	580.366	156.403	530.730
	CHINA	77.544	235.375	191.355	483.461
	INDIA	102.345	181.587	263.566	477.349
	SRI LANKA	26.886	103.334	144.163	380.676
	OTHERS	19.587	38.187	15.118	143.687
	Sub Total	451.526	1.546.643	839.970	2.877.239
<b>Kopi</b>					
	BRAZIL	149	767.749	551	2.123.073
	ITALY	5.086	40.151	39.073	577.304
	VIET NAM	172.348	269.218	279.835	447.747
	UNITED STATES	16.265	87.942	105.806	413.222
	MALAYSIA	21.986	78.150	46.462	161.850
	OTHERS	68.744	204.866	164.888	524.882
	Sub Total	284.578	1.448.076	636.615	4.248.078
<b>Kakao</b>					
	GHANA	3.400.000	4.400.000	9.803.791	12.635.364
	PAPUA NEW GUINEA	1.345.001	3.980.064	3.640.079	9.984.734

**I.7 IMPOR KOMODITI TERTENTU MENURUT NEGARA ASAL UTAMA  
CERTAIN COMMODITIES IMPORT BY MAIN COUNTRY OF ORIGIN  
\*\* FEBRUARI / FEBRUARY 2009 \*\***

Komoditi Commodity	Negara Asal Country Of Origin	Berat Bersih / Net Weight (Kg)		Nilai CIF / CIF Value (US\$)	
		Bulan ini Current month	Kumulatif Cum. Jan to date	Bulan ini Current month	Kumulatif Cum. Jan to date
	CAMEROON	596.213	893.444	1.404.523	2.104.722
	COTE D'IVOIRE	201.038	751.438	570.685	1.991.002
	SOLOMON ISLANDS	120.000	180.000	323.105	479.644
	OTHERS	21.206	141.206	52.723	193.723
	Sub Total	5.683.458	10.346.152	15.794.906	27.389.189
<b>Cabe (segar-dingin)</b>					
	INDIA	96.750	166.750	62.596	110.196
	AUSTRALIA	1.932	5.925	4.900	14.528
	CHINA	0	3.114	0	2.920
	OTHERS	0	0	0	0
	Sub Total	98.682	175.789	67.496	127.644
<b>Cabe (kering-tumbuk)</b>					
	INDIA	670.180	2.329.299	458.324	1.614.584
	CHINA	426.869	1.399.393	360.038	1.279.039
	MALAYSIA	215.192	700.551	101.182	361.194
	SPAIN	1.250	1.250	6.519	6.519
	KOREA, REPUBLIC OF	10.000	10.000	3.750	3.750
	OTHERS	0	773	0	5.366
	Sub Total	1.323.491	4.441.266	929.813	3.270.452
<b>Cabe (awet sementara)</b>					
	AUSTRALIA	32	42	95	114
	OTHERS	0	0	0	0
	Sub Total	32	42	95	114
<b>Tembakau</b>					
	CHINA	839.820	2.866.181	5.114.965	15.663.089
	UNITED STATES	55.680	1.082.581	530.803	9.224.797
	TURKEY	246.749	1.353.327	1.580.633	7.390.363
	SWITZERLAND	923.139	1.061.739	5.510.852	6.694.525
	INDIA	714.223	1.312.253	3.295.708	5.999.266
	OTHERS	773.225	2.195.896	5.302.406	16.801.527
	Sub Total	3.552.836	9.871.977	21.335.367	61.773.567
<b>Ubi Kayu</b>					
	VIET NAM	234.000	519.814	30.420	67.576
	AUSTRALIA	0	142	0	270
	OTHERS	0	0	0	0
	Sub Total	234.000	519.956	30.420	67.846

**K1. IMPOR KAWASAN BERIKAT / BOUNDED ZONE IMPORT**  
**MENURUT GOLONGAN BARANG 2 DIJIT HS / BY COMMODITY 2 DIGITS HS**  
**\*\* FEBRUARI / FEBRUARY 2009 \*\***

HS	Uraian Golongan Barang <i>Group Description</i>	Berat Bersih / <i>Net Weight (Kg)</i>		Nilai CIF / <i>CIF Value (US\$)</i>	
		Bulan ini	Kumulatif	Bulan ini	Kumulatif
		<i>Current month</i>	<i>Cum. Jan to date</i>	<i>Current month</i>	<i>Cum. Jan to date</i>
03	Fish and crustaceans	738.174	854.396	1.359.515	1.789.322
04	Dairy products, bird's eggs, natural honey	39	38.720	177	64.987
05	Products of animal origin	6.374	9.369	63.970	108.424
06	Live trees and other plants	1.052	8.932	6.132	44.177
07	Edible vegetables and certain roots and tubers	64.401	65.138	29.763	30.118
08	Edible fruits and nuts	77.726	145.824	101.815	217.266
09	Coffee, tea, mate, and spices	14.684	89.823	32.275	216.098
10	Cereals	22.872	121.386	146.734	391.456
11	Products of the milling industry	361.826	401.175	113.942	144.988
12	Oil seeds and oleaginous fruits	293.312	392.320	324.668	407.561
13	Lac	0	21.594	0	113.920
14	Vegetable plaiting materials	3.166	6.006	12.713	25.919
15	Animal or vegetable oils/fats and their cleavage products	361.052	763.368	733.017	1.094.838
16	Preparations of meat/fish/crustaceans/molluscs or other aquatic inverte	8.710	63.263	65.062	144.926
17	Sugar and sugar confectionery	28.100.010	60.423.965	9.557.285	19.919.523
18	Cocoa and cocoa preparations	6.245	6.245	112.829	112.829
19	Preparations of cereals, flour, starch or milk	70.401	142.452	156.299	348.504
20	Preparations of vegetables, fruits, nuts or other part of plants	51.839	103.341	235.048	468.934
21	Miscellaneous edible preparations	3.386	15.837	14.361	74.101
22	Beverages, spirit, and vinegar	15.703	23.021	32.969	50.700
23	Residues and waste from the food industries	528.046	529.606	264.423	276.885
24	Tobacco and manufactured tobacco substitutes	456.085	603.775	5.616.334	7.310.794
25	Salts	24.173.596	62.005.779	5.381.165	8.268.493
26	Ores, slag, and ash	2.283	252.895	12.622	50.915
27	Mineral fuels, mineral oils and products of their distillation	6.675.058	24.807.648	3.868.276	12.742.503
28	Inorganic chemicals	7.887.053	18.339.237	6.825.739	14.085.161
29	Organic chemicals	17.755.541	24.583.351	14.590.258	23.095.893
30	Pharmaceutical products	9.422	57.425	40.645	316.386
31	Fertilizers	52.437	2.374.964	21.648	1.423.078
32	Tanning or dyeing extracts	1.337.828	2.658.818	5.106.877	11.444.909
33	Essential oils and resinoids	89.341	131.269	239.490	891.049
34	Soap, organic surface-active agents, washing, and lubricating prepara	500.228	876.797	1.604.032	2.809.082
35	Albuminoidal substances	4.345.573	6.900.750	4.235.593	9.956.683
36	Explosives	8.720	13.885	243.474	708.150
37	Photographic and cinematographic goods	54.723	259.314	56.465	245.088
38	Miscellaneous chemical products	1.659.703	3.323.999	7.774.485	13.640.845
39	Plastics and articles thereof	25.681.641	49.709.043	58.342.204	107.400.956
40	Rubber and articles thereof	4.797.303	7.987.351	10.231.809	21.008.239
41	Raw hides, skins, and leather	1.396.715	2.938.425	11.496.915	21.175.666
42	Articles of leather	33.059	55.804	919.467	1.468.921
43	Furskins and artificial fur	2.242	2.935	32.595	42.858
44	Wood and articles of wood	6.389.258	12.264.201	4.438.388	8.324.971
45	Cork and articles of cork	904	1.164	13.290	18.825
46	Manufactured of straw or other plaiting materials	2.321	21.033	30.160	68.234
47	Pulp of wood or of other fibrous cellulosic material	22.462.133	37.800.305	16.968.538	29.158.797
48	Paper and paperboard	5.903.329	12.151.006	16.800.140	34.828.185
49	Printed books, newspapers, pictures, and other products of printing in	456.887	506.957	1.371.061	2.316.186
50	Silk	57.872	120.693	612.871	1.087.898
51	Wool, fine or coarse animal hair	246.379	353.631	4.076.718	4.900.771
52	Cotton	10.919.382	18.360.101	56.621.119	108.207.219
53	Other vegetable textile fibres	165.876	328.018	2.397.792	4.613.166
54	Man-made filaments	3.900.989	7.659.901	29.749.665	59.666.118
55	Man-made staple fibres	5.761.954	8.990.932	18.240.934	34.399.487
56	Wadding, felt, and non-wovens	840.409	1.686.053	5.592.307	11.188.676
57	Carpets and other textile floor coverings	42.395	117.733	600.445	1.269.474
58	Special woven fabrics	1.031.619	2.040.721	15.578.838	28.942.339
59	Impregnated, coated, covered or laminated textile fabrics	894.264	1.571.772	9.265.401	14.918.487
60	Knitted or crocheted fabrics	4.485.145	10.253.410	36.668.915	87.139.443
61	Articles of apparel and clothing accessories, knitted or crocheted	191.815	607.585	1.617.446	4.667.023
62	Articles of apparel and clothing accessories, not knitted or crocheted	193.973	416.747	2.285.715	5.621.315
63	Other made up textile articles	58.489	114.845	657.868	1.107.810
64	Footwear, gaiters and the like	219.993	547.264	2.254.366	5.384.731
65	Headgear and parts thereof	13.628	24.371	216.735	303.636
66	Umbrellas, walking sticks, seat-sticks, whips, riding crops and parts	13.815	20.157	28.961	93.917
67	Prepared feathers and articles	1.639	2.627	49.641	99.909
68	Articles of stone, plaster, cement, asbestos, mica or similar material	174.301	448.147	800.780	2.571.866

**K1. IMPOR KAWASAN BERIKAT / BOUNDED ZONE IMPORT**  
**MENURUT GOLONGAN BARANG 2 DIJIT HS / BY COMMODITY 2 DIGITS HS**  
**\*\* FEBRUARI / FEBRUARY 2009 \*\***

HS	Uraian Golongan Barang <i>Group Description</i>	Berat Bersih / <i>Net Weight (Kg)</i>		Nilai CIF / <i>CIF Value (US\$)</i>	
		Bulan ini <i>Current month</i>	Kumulatif <i>Cum. Jan to date</i>	Bulan ini <i>Current month</i>	Kumulatif <i>Cum. Jan to date</i>
69	Ceramic products	574.078	879.904	1.062.248	2.367.878
70	Glass and glassware	850.070	1.099.416	2.417.519	4.439.276
71	Natural and cultured pearls, precious/semi precious stones, and precio	6.060	32.046	1.772.213	4.211.225
72	Iron and steel	44.531.773	77.849.472	57.621.496	113.717.755
73	Articles of iron and steel	37.202.354	91.799.741	112.225.809	230.379.296
74	Cooper and articles thereof	1.199.271	4.940.098	7.014.471	23.818.180
75	Nickel and articles thereof	52.065	122.612	261.168	1.226.525
76	Aluminium and articles thereof	2.270.157	4.308.936	7.483.948	17.731.905
78	Lead and articles thereof	15.415	25.277	195.284	342.962
79	Zinc and articles thereof	827.876	1.447.262	1.744.635	3.530.430
80	Tin and articles thereof	18.529	42.315	451.532	994.459
81	Other base metal	1.609	17.396	159.857	670.274
82	Tools, implements, cutlery, spoon and forks, of base metal and parts t	188.371	339.605	2.268.538	3.658.512
83	Miscellaneous articles of base metal	944.381	2.230.740	5.845.278	12.241.185
84	Nuclear reactors, boilers, machinery and mechanical appliances	14.857.675	29.583.492	226.831.006	453.378.894
85	Electrical machinery and equipments	11.814.864	25.931.437	350.131.752	643.237.194
86	Railway and tramway locomotive, mechanical traffic, and all kinds	134.614	212.328	935.057	1.157.190
87	Vehicles other than railway/tramway, and parts and accessories thereof	2.170.539	4.628.500	21.466.743	43.556.926
88	Aircraft and its components	11.913	652.776	2.597.438	22.050.049
89	Ships, boat, and floating structures	761.597	3.313.634	2.404.486	7.396.677
90	Optical, photographic, cinematographic, measuring, checking, medical	1.040.329	1.972.430	27.660.833	56.139.443
91	Clocks and watches and parts thereof	37.053	50.111	246.823	885.127
92	Musical instruments	557.533	1.112.237	6.171.279	12.150.911
93	Arms and ammunition	8	1.328	31	31.364
94	Furnitures, bedding, mattress supports, cushions and stuffed furnishin	544.707	892.704	4.431.057	6.896.833
95	Toys, games and sports requisiters	5.360	74.559	337.372	1.077.827
96	Miscellaneous manufactured articles	363.286	756.382	4.569.515	10.489.836
97	Works of arts, collectors' piece and antiques	42	180	1.551	2.859
98	Vehicles in ckd and their components	180.737	462.059	2.229.162	7.419.868
<b>Total Import</b>		<b>313.238.604</b>	<b>643.297.596</b>	<b>1.227.479.285</b>	<b>2.420.230.488</b>

**K2. IMPOR KAWASAN BERIKAT / BOUNDED ZONE IMPORT**  
**MENURUT GOLONGAN BARANG SITC / BY SITC COMMODITY GROUP**  
**\*\* FEBRUARI / FEBRUARY 2009 \*\***

SITC Uraian Golongan Barang Group Description	Berat Bersih / Net Weight (Kg)		Nilai CIF / CIF Value (US\$)	
	Bulan ini Current month	Kumulatif Cum. Jan to date	Bulan ini Current month	Kumulatif Cum. Jan to date
<b>A. By Commodity 1 Dijit SITC</b>				
0 Bahan makanan dan binatang hidup	30.140.692	63.095.025	12.295.927	24.321.267
1 Minuman dan tembakau	470.115	622.501	5.647.851	7.352.748
2 Bahan mentah	64.067.209	110.452.270	50.034.043	85.820.326
3 Bahan bakar, bahan penyemir, dsb	6.675.058	24.807.648	3.868.276	12.742.503
4 Minyak/lemak nabati dan hewan	270.936	612.595	631.267	980.002
5 Bahan kimia	57.323.355	104.208.116	83.207.994	157.192.079
6 Hasil industri menurut bahan	118.188.553	261.490.592	389.657.430	799.998.417
7 Mesin dan alat pengangkutan	29.982.734	64.976.818	593.501.256	1.164.822.664
8 Hasil industri lainnya	6.117.014	13.023.844	87.702.698	165.164.579
9 Barang dan transaksi khusus lainnya	2.938	8.187	932.543	1.835.903
<b>B. By Commodity 2 Dijit SITC</b>				
01 Meat and meat preparations	166	39.787	4.282	38.791
02 Dairy product and eggs	2.217	3.704	4.649	16.606
03 Fish, crustaceans, molluscs and their preparations	746.718	877.872	1.420.295	1.895.457
04 Cereals and cereal preparations	390.165	531.975	297.034	688.232
05 Fruits and vegetables	212.146	375.069	377.834	760.620
06 Sugar, sugar preparations, and honey	28.100.049	60.462.284	9.557.462	19.983.303
07 Coffee, tea, cocoa, and spices	21.006	107.596	145.534	384.577
08 Feeding stuff for animals	528.046	529.606	264.423	276.885
09 Miscellaneous food preparations	140.179	167.132	224.414	276.796
11 Beverages	14.030	18.726	31.517	41.954
12 Tobacco and tobacco manufactured	456.085	603.775	5.616.334	7.310.794
21 Hides, skins and furskins	1.017	1.110	25.719	26.439
22 Oil seeds, nuts, and kernels	292.012	389.720	303.348	365.324
23 Crude rubber	4.193.863	6.868.295	6.800.855	12.167.591
24 Wood, lumber, and cork	1.824.241	3.470.755	1.580.707	2.820.856
25 Pulp and waste paper	22.462.133	37.800.305	16.968.538	29.158.797
26 Textile fibres and their waste	10.563.322	15.645.152	18.313.038	33.095.197
27 Crude fertilizers and crude minerals	24.190.816	45.695.221	5.395.779	7.259.736
28 Metalliferous ores and metal scraps	527.913	533.211	541.924	591.709
29 Crude animals and vegetable materials, nes	11.892	48.501	104.135	334.677
32 Coal, coke, and briquettes	5.400	37.510	27.324	64.571
33 Petroleum and petroleum products	6.669.123	24.766.403	3.837.572	12.664.305
34 Gas; natural and manufactured	535	3.735	3.380	13.627
41 Animal oils and fats	28.029	28.030	100.012	100.018
42 Fixed vegetable oils/fats	242.840	523.511	530.989	821.136
43 Animal vegetable oils/fats	67	61.054	266	58.848
51 Organic chemicals	17.820.469	24.789.075	14.010.622	22.115.762
52 Inorganic chemicals	7.886.693	18.337.761	6.818.535	14.064.471
53 Dyeing, tanning, and colouring materials	1.509.235	2.946.461	5.803.256	12.470.110
54 Medical and pharmaceutical products	12.785	67.638	799.338	1.914.515
55 Essential oils and perfumery materials	267.676	529.857	845.511	2.132.751
56 Manufactured fertilizers	32.000	2.334.276	5.120	1.391.139
57 Plastics in primary forms	22.236.828	42.054.110	33.669.896	63.943.165
58 Plastics in non-primary forms	1.469.819	2.914.107	9.009.487	15.339.982
59 Chemical materials and its products, nes	6.087.850	10.234.831	12.246.229	23.820.184
61 Leather, leather med, nes	1.404.503	2.954.590	11.573.191	21.277.926
62 Rubber manufactured, nes	586.255	1.025.874	3.137.427	7.993.207
63 Wood and cork manufactured	4.565.921	8.794.610	2.870.971	5.522.940
64 Paper, paperboard, and manufactured thereof	5.564.649	11.428.030	11.556.423	23.654.914
65 Textile yarns, fabrics, and their products	17.860.074	35.975.510	162.069.586	324.955.936
66 Non metallic minerals manufactured	1.584.235	19.006.431	3.975.602	9.854.521
67 Iron and steel	71.734.754	154.650.692	134.980.337	285.838.924
68 Non ferrous metals	3.501.307	9.132.809	14.452.953	38.401.196
69 Manufactured of metal, nes	11.386.855	18.522.046	45.040.940	82.498.853
71 Power generating machine and equipments	2.402.457	4.744.511	40.381.186	95.809.952
72 Machinery specialized for particular industry	5.725.579	8.907.829	76.529.397	124.458.488
73 Metalworking machinery	557.939	1.032.592	8.218.299	18.431.358
74 General industrial machinery and equipments	5.933.699	14.414.249	70.413.500	149.463.534
75 Office machinery and automatic data processing	1.382.117	2.697.192	50.898.297	99.207.248
76 Telecommunication and reproducers apparatus	4.049.513	8.346.681	116.580.829	183.699.822
77 Electrical machinery and apparatus	6.672.474	15.585.244	200.862.106	412.918.652
78 Road vehicles	2.410.512	5.182.980	23.724.923	50.374.956

**K2. IMPOR KAWASAN BERIKAT / BOUNDED ZONE IMPORT**  
**MENURUT GOLONGAN BARANG SITC / BY SITC COMMODITY GROUP**  
**\*\* FEBRUARI / FEBRUARY 2009 \*\***

SITC Uraian Golongan Barang Group Description	Berat Bersih / Net Weight (Kg)		Nilai CIF / CIF Value (US\$)	
	Bulan ini Current month	Kumulatif Cum. Jan to date	Bulan ini Current month	Kumulatif Cum. Jan to date
79 Other transportation equipments	848.444	4.065.540	5.892.719	30.458.654
81 Sanitary, plumbing, and fittings	477.225	681.312	3.764.046	4.913.866
82 Furniture	73.001	227.935	727.460	2.158.794
83 Traveling goods	14.035	33.613	630.699	1.155.088
84 Clothing	692.314	1.566.814	10.150.158	18.364.592
85 Footwear	219.993	547.264	2.254.366	5.384.731
87 Professional, scientific, and contractor instruments	847.315	1.603.729	12.816.172	26.847.630
88 Photographic apparatus, equipments and optics	275.097	650.036	10.976.159	21.369.532
89 Miscellaneous manufactured articles	3.518.034	7.713.141	46.383.638	84.970.346
97 Gold; non monetary	2.938	8.187	932.543	1.835.903
<b>C. By Commodity 3 Dijiit SITC</b>				
017 Meat And Edible Meat Offal, Prepared Or Preserved	166	39.787	4.282	38.791
022 Milk,Cream, And Milk Products Other Than Butter Or Cheese	0	401	0	1.207
025 Eggs, Birds, And Egg Yolks; Fresh, Dried Or Otherwise Preserved	2.217	3.303	4.649	15.399
034 Fish, Fresh, Chilled Or Frozen	656.690	705.741	815.662	965.271
035 Fish, Dried Salted Or In Brine; Smoked Fish	33.440	36.257	337.003	338.222
036 Crustaceans, Molluscs, And Aquatic Invertebrates	48.044	112.398	206.850	485.829
037 Fish, Crustaceans, Molluscs, And Other Aquatic Invertebrates; Prepared	8.544	23.476	60.780	106.135
041 Wheat And Meslin, Unmilled	22.849	121.363	146.481	391.203
045 Cereals, Unmilled	23	23	253	253
046 Meal And Flour Of Wheat And Flour Of Meslin	345.826	346.038	106.262	109.980
048 Cereal Preparations And Preparations Of Flours/Starchs Of Fruit	21.467	64.551	44.038	186.796
054 Vegetables, Fresh, Chilled, Frozen Or Simply Preserved	64.401	65.138	29.763	30.118
056 Vegetables, Roots And Tubers, Prepared Or Preserved Nes	68.661	161.449	244.576	509.726
057 Fruit And Nut; Fresh Or Dried	77.726	145.822	101.815	217.259
058 Fruits, Preserved And Preparations	0	2	0	7
059 Fruit And Vegetable Juices	1.358	2.658	1.680	3.510
061 Sugar, Molasses, And Honey	28.100.049	60.462.284	9.557.462	19.983.303
071 Coffee And Coffee Substitutes	561	48.012	5.080	220.363
073 Chocolate And Other Food Preparations Containing Cocoa	6.245	6.245	112.829	112.829
074 Tea And Mate	1	19.651	2	15.981
075 Spices	14.199	33.688	27.623	35.404
081 Feeding Stuff For Animals	528.046	529.606	264.423	276.885
091 Margarine And Shortening	90.116	90.553	101.750	106.044
098 Edible Products And Preparations	50.063	76.579	122.664	170.752
111 Non-Alcoholic Beverages, Nes	3.946	6.957	2.858	5.673
112 Alcoholic Beverages	10.084	11.769	28.659	36.281
121 Tobacco, Unmanufactured And Refused	388.244	478.736	4.354.715	5.591.464
122 Tobacco, Manufactured	67.841	125.039	1.261.619	1.719.330
211 Hides And Skins, Raw	568	661	16.075	16.795
212 Furskins, Raw	449	449	9.644	9.644
222 Oil Seeds Use For Extraction Ofsoft Fixed Vegetable Oils	292.000	389.708	295.068	357.044
223 Oil Seeds Use For Extraction Of Other Fixed Vegetable Oils	12	12	8.280	8.280
231 Natural Rubber Latex;Natural Rubber And Similar Natural Gums	371.865	888.658	440.165	1.186.603
232 Synthetic Rubber Latex, Synthetic/Reclaimed Rubber	3.821.998	5.979.637	6.360.690	10.980.988
244 Cork,Natural,Raw And Waste	9	10	1.918	1.919
245 Fuel Wood And Wood Charcoal	4.800	9.200	4.423	43.422
246 Wood In Chips Or Particles And Waste	28.824	28.893	12.261	12.281
247 Wood In The Rough Or Roughly Squared	118.194	289.261	114.883	176.996
248 Wood,Simply Worked And Railway Sleeper Of Wood	1.672.414	3.143.391	1.447.222	2.586.238
251 Pulp And Waste Paper	22.462.133	37.800.305	16.968.538	29.158.797
261 Silk	42.993	97.092	359.344	717.385
263 Cotton	5.858.239	8.848.980	10.507.792	20.215.439
264 Jute And Other Textile Bast Fibres	571	2.186	10.578	42.912
265 Vegetable Textile Fibres,Raw Or Processed;Waste Of These Fibres	0	143	0	1.955
266 Synthetic Fibres Suitable For Spinning	2.482.111	3.375.176	2.735.059	4.243.688
267 Other Man-Made Fibres Suitable For Spinning And Waste	2.141.582	3.216.927	4.569.240	7.296.786
268 Wool And Other Animal Hair	37.043	98.999	129.218	571.732
269 Old Clothing And Other Old Textile Articles; Rags	783	5.649	1.807	5.300
272 Fertilizers, Crude	20.437	97.775	16.528	73.885
273 Stone, Sand And Gravel	9.627.975	18.334.148	635.891	935.305
274 Sulphur And Unroasted Iron Pyrites	11.549.333	13.510.556	3.550.840	3.857.701
277 Natural Abrasives	2.181.274	2.847.727	722.987	938.103
278 Other Crude Minerals	811.797	10.905.015	469.533	1.454.742

**K2. IMPOR KAWASAN BERIKAT / BOUNDED ZONE IMPORT**  
**MENURUT GOLONGAN BARANG SITC / BY SITC COMMODITY GROUP**  
**\*\* FEBRUARI / FEBRUARY 2009 \*\***

SITC Uraian Golongan Barang Group Description	Berat Bersih / Net Weight (Kg)		Nilai CIF / CIF Value (US\$)	
	Bulan ini Current month	Kumulatif Cum. Jan to date	Bulan ini Current month	Kumulatif Cum. Jan to date
281 Iron Ore And Concentrates	1.997	1.997	10.381	10.381
282 Waste And Scrap Metal Of Iron/Steel	139.477	139.562	94.777	98.287
283 Copper Ores And Concentrates	1	3.128	65	16.796
284 Nickel Ores And Concentrates	0	235	0	1.889
285 Aluminium Ores And Concentrates	360	1.476	7.204	20.690
287 Ores And Concentrates Of Basemetals	0	1	0	1.238
288 Non-Ferrous Base Metal Waste And Scraps	386.078	386.812	429.497	442.428
291 Crude Animal Materials	6.374	9.369	63.970	108.424
292 Crude Vegetable Materials	5.518	39.132	40.165	226.253
321 Coals, Pulverized Or Not	5.400	37.510	27.324	64.571
334 Petroleum Products, Refined	6.550.698	24.517.657	3.581.473	12.239.489
335 Residual Petroleum Products, And Related Materials	118.425	248.746	256.099	424.816
342 Liquefied Propane And Butane	1	3.069	85	2.815
343 Natural Gas, Liquefied Or Not	0	34	0	7.383
344 Petroleum Gases And Other Gas	534	632	3.295	3.429
411 Animal Oils And Fats	28.029	28.030	100.012	100.018
421 Fixed Vegetable Fats And Oils Soft,Crude,Refined Or Fractioned	202.840	420.801	288.750	542.039
422 Fixed Vegetable Fats And Oils Solid,Crude,Refined Or Fractioned	40.000	102.710	242.239	279.097
431 Animal And Vegetable Oil; Fat Processed And Their Wax	67	61.054	266	58.848
511 Hydrocarbon And Their Halogenated, Nitrated Derivatives	1.235.405	1.441.579	1.073.310	1.506.898
512 Alcohols,Phenols,Phenol-Alcohols And Their Halogenated	12.223.931	17.499.624	7.626.861	11.718.373
513 Carboxylic Acids,And Their Anhydrides,Halides,Peroxides	3.138.801	3.757.012	2.660.592	3.497.849
514 Nitrogen-Function Compounds	424.277	707.689	785.445	1.388.958
515 Organo-Inorganic And Heterocyclic Compounds	284.966	619.252	691.864	2.270.700
516 Other Organic Chemicals	513.089	763.919	1.172.550	1.732.984
522 Inorganic Chemical Elements, Oxides And Halogen Salts	5.505.292	14.719.221	5.206.347	11.223.347
523 Metallicsalts And Peroxysalts	1.904.483	2.943.673	1.024.992	2.022.383
524 Other Inorganic Chemicals;Chemical Compound Of Precious Metals	476.494	674.430	573.781	805.265
525 Radioactive And Associated Materials	424	437	13.415	13.476
531 Synthetic Organic; Colouring Matter	219.124	381.992	738.796	1.300.485
532 Dyeing/Tanning Extracts And Synthetic Tanning Materials	1.048	4.418	9.042	56.830
533 Pigments, Paints, Varnishes, And Related Materials	1.289.063	2.560.051	5.055.418	11.112.795
541 Medicinal And Pharmaceutical Products	12.785	67.286	799.338	1.914.327
542 Medicaments, Including Veterinary Medicaments	0	352	0	188
551 Essential Oils, Perfumes, And Flavour Materials	9.171	22.803	103.676	518.655
553 Perfumery, Cosmetics, And Toilet Preparations	80.170	108.466	135.814	372.394
554 Soap,Cleansing And Polishing Preparations	178.335	398.588	606.021	1.241.702
562 Fertilizers, Manufactured	32.000	2.334.276	5.120	1.391.139
571 Polymers Of Ethylene In Primary Forms	8.918.201	15.271.331	9.688.920	15.828.537
572 Polimers Of Styrene In Primary Forms	3.307.335	6.351.300	5.776.451	10.928.485
573 Polimers Of Vinyl Chloride In Primary Forms	1.943.123	3.883.098	2.009.442	4.090.022
574 Poliacetals And Polycarbons In Primary Forms	1.598.093	3.185.795	5.080.973	10.180.615
575 Other Plastics In Primary Forms	6.429.855	13.092.358	11.109.777	22.772.539
579 Waste And Scrap Of Plastics	40.221	270.228	4.333	142.967
581 Tubes, Pipes, And Hoses Of Plastics	112.709	214.821	820.190	1.419.928
582 Plates, Sheets, And Film Of Plastics	1.350.891	2.686.710	8.111.467	13.767.597
583 Monofilament And Rod Of Plastics	6.219	12.576	77.830	152.457
591 Disinfectants, Insecticides, And Fungicides Put In Forms	74.078	200.268	270.306	644.650
592 Starches, Inulin, And Wheat Glutenal Buminoidal Substances; Glues	4.334.162	6.888.174	4.185.380	9.893.553
593 Explosive And Pyrotechnic Products	7.530	12.635	236.335	691.363
597 Additive For Mineral Oils	318.975	528.636	1.070.484	1.943.451
598 Miscellaneous Chemical Products	1.353.105	2.605.116	6.483.724	10.647.067
599 Residual Products of Chemical or Allied Industries, Sewage	0	2	0	100
611 Leathers	1.396.147	2.937.764	11.480.840	21.158.871
612 Manufactures And Composition Leathers	8.356	16.826	92.351	119.055
621 Materials Of Rubber	176.679	314.068	1.019.400	1.965.124
625 Rubber Tyre,Tyre Cases,Tyre Treads,Inner Tubes, And Tyre Flaps	14.646	128.579	444.250	1.193.894
629 Articles Of Rubbers	394.930	583.227	1.673.777	4.834.189
633 Cork Manufactures	895	1.154	11.372	16.906
634 Veneers,Plywood,Improved/Reconstituted Wood Worked	3.920.326	7.848.350	2.022.838	4.144.156
635 Wood Manufactures	644.700	945.106	836.761	1.361.878
641 Papers And Paperboards	4.284.889	7.745.852	7.368.576	11.472.750
642 Paper And Paperboard Cut To Size/Shape And Article Of Papers	1.279.760	3.682.178	4.187.847	12.182.164
651 Textile Yarns	1.933.748	3.418.142	10.803.079	21.381.699
652 Cotton Fabrics, Woven	4.872.736	9.162.323	45.485.289	86.048.978



**K2. IMPOR KAWASAN BERIKAT / BOUNDED ZONE IMPORT**  
**MENURUT GOLONGAN BARANG SITC / BY SITC COMMODITY GROUP**  
**\*\* FEBRUARI / FEBRUARY 2009 \*\***

SITC Uraian Golongan Barang Group Description	Berat Bersih / Net Weight (Kg)		Nilai CIF / CIF Value (US\$)	
	Bulan ini Current month	Kumulatif Cum. Jan to date	Bulan ini Current month	Kumulatif Cum. Jan to date
653 Fabrics, Woven, Of Man-Made Fibres	3.395.070	7.146.302	31.606.839	64.856.174
654 Textile Fabrics, Woven, Other Than Of Cotton Or Man-Made Fibres	509.960	744.478	6.906.511	10.047.152
655 Knitted Or Crocheted Fabrics	4.485.145	10.253.410	36.668.915	87.139.443
656 Tulle, Lace, Embroidery, Ribbons, Trimmings And Other Small Wares	836.553	1.735.100	14.500.634	26.746.800
657 Special Yarns, Textile Fabrics	1.726.466	3.286.679	14.839.875	26.335.370
658 Made-Up Articles, Wholly/Chiefly Of Textile Materials	58.001	110.222	657.999	1.112.042
659 Floor Coverings	42.395	118.854	600.445	1.288.278
661 Lime, Cement And Fabricated Construction Materials	65.858	16.698.555	290.271	1.809.309
662 Clay And Refractory Construction Materials	534.639	724.554	778.462	1.573.345
663 Mineral Manufactures	150.643	481.221	794.578	2.583.455
664 Glass	805.639	1.031.510	1.910.623	3.473.287
665 Glassware	25.610	44.856	183.050	351.649
666 Pottery	508	24.114	7.351	46.325
667 Pearl, Precious And Semi Precious Stones	1.338	1.621	11.267	17.151
671 Pig Iron, Spiegeleisen, Sponge Iron, And Ferro-Alloys	348.333	656.377	374.508	1.145.902
672 Ingots And Other Iron/Steel In Primary Forms	538.715	1.518.940	1.144.486	4.342.797
673 Flat Rolled Products, Not Clad	9.117.552	16.483.140	7.182.287	16.816.429
674 Flat Rolled Products, Clad Or Plated	1.380.400	7.943.350	2.445.533	13.431.561
675 Flat Rolled Products And Alloy Steels	24.991.602	35.009.890	36.065.915	52.938.446
676 Iron/Steel Bars, Rods, Angles, Shaped And Sections	7.489.093	15.008.475	8.865.212	21.702.227
677 Rail/Railway And Tractor Construction Of Iron/Steel Materials	71.563	197.291	945.660	3.005.711
678 Wire Of Iron/Steel	737.776	1.338.826	1.812.851	3.712.388
679 Tubes, Pipes, Hollow Profile, Pipe Fitting Of Iron/Steel	27.059.720	76.494.403	76.143.885	168.743.463
681 Silver, Platinum, And Other Metal Of The Platinum Groups	311	1.076	136.570	326.590
682 Copper	1.108.387	4.813.094	6.783.181	23.215.176
683 Nickel	49.056	61.708	252.411	711.214
684 Aluminium	1.557.862	2.840.527	5.323.718	9.529.506
685 Lead	698	5.909	12.488	50.603
686 Zinc	778.371	1.365.301	1.631.571	3.242.135
687 Tin	6.411	29.577	307.378	845.110
689 Miscellaneous Non-Ferrous Basemetals Employed In Metallurgy	211	15.617	5.636	480.862
691 Structures And Parts Of Iron/Steel Or Aluminium	6.088.122	8.014.225	18.821.754	28.768.918
692 Metal Containers For Storage And Transportations	1.239.821	2.061.928	3.047.219	5.471.126
693 Wire Products And Fencing Grills	906.466	2.314.529	2.937.186	8.458.829
694 Nails, Screws, Nuts, Bolts, Rivets Of Iron/Steel Or Copper	675.921	1.179.677	5.784.594	10.703.509
695 Tools For Used In The Hand Or In Machines	182.270	329.753	2.242.726	3.561.685
696 Cutlery	6.088	9.385	25.251	86.197
697 Household Equipment Of Base Metals	195.867	323.751	648.548	1.537.233
699 Manufactures Of Base Metals	2.092.300	4.288.798	11.533.662	23.911.356
711 Steam And Other Vapour Generating Boilers And Parts	233.359	287.602	741.433	1.204.048
712 Steam Or Other Generating Boilers And Parts	43.031	57.108	438.954	524.758
713 Internal Combustion Piston Engines And Parts	792.758	1.960.431	7.850.677	24.187.291
714 Engines And Motors, Non-Electric And Parts	49.251	168.060	11.330.236	37.659.600
716 Rotating Electric Plants And Parts	966.497	1.688.931	17.320.655	27.903.970
718 Other Power Generating Machines And Parts	317.561	582.379	2.699.231	4.330.285
721 Agricultural Machinery And Parts	6.274	100.168	169.531	594.142
722 Tractors	0	491	0	11.302
723 Civil Engineering And Contractor Plants And Equipments/Parts	3.195.396	4.640.719	29.305.768	39.865.345
724 Textile/Leather Machinery And Parts	594.761	1.010.802	4.695.150	7.856.589
725 Papermill/Pulpmill Machinery And Paper Cutting Machines	40.027	102.487	412.652	1.668.856
726 Printing/Book Binding Machinery And Parts	333.338	800.297	20.507.137	41.161.292
727 Food Processing Machines And Parts	661.339	671.448	6.290.263	6.383.693
728 Other Machines And Equipment Specialized For Particular Industry	894.444	1.581.417	15.148.896	26.917.269
731 Machine Tools By Removing Metal	207.415	379.481	1.568.555	5.041.310
733 Machine Tool For Working Metals	117.815	194.953	1.498.371	2.835.658
735 Parts Of Machine Tools	83.528	129.897	1.530.884	3.791.852
737 Metalworking Machinery And Parts	149.181	328.261	3.620.489	6.762.538
741 Heating And Cooling Equipments And Parts	701.480	1.721.088	19.091.201	29.935.465
742 Pumps For Liquid And Parts	583.021	1.212.505	5.288.209	11.971.629
743 Pumps, Compressors, Fans, Blowers, Centrifuges, And Parts	1.280.466	2.018.257	9.117.324	16.036.448
744 Mechanical Handling Equipments And Parts	1.469.282	4.739.820	9.544.080	28.067.824
745 Other Non-Electrical Machinery, Tools, And Mechanical Apparatus	241.554	503.444	3.650.398	7.635.049
746 Ball Or Roller Bearings	134.676	344.392	1.931.262	4.617.039
747 Taps, Cocks, And Valves For Pipes	419.042	1.214.043	5.599.059	15.163.754
748 Transmission Shafts And Cranks	565.272	1.210.082	8.062.801	16.360.269

**K2. IMPOR KAWASAN BERIKAT / BOUNDED ZONE IMPORT**  
**MENURUT GOLONGAN BARANG SITC / BY SITC COMMODITY GROUP**  
**\*\* FEBRUARI / FEBRUARY 2009 \*\***

SITC Uraian Golongan Barang Group Description	Berat Bersih / Net Weight (Kg)		Nilai CIF / CIF Value (US\$)	
	Bulan ini Current month	Kumulatif Cum. Jan to date	Bulan ini Current month	Kumulatif Cum. Jan to date
749 Non-Electric Parts And Accessories Of Machineries	538.906	1.450.618	8.129.166	19.676.057
751 Office Machines	394.859	895.228	9.176.079	18.832.758
752 Automatic Data Processing Machines And Their Units	578.541	923.942	15.046.463	30.598.016
759 Parts And Accessories For Machine Of Heading 751 Or 752	408.717	878.022	26.675.755	49.776.474
761 Television Receivers	1.174.193	2.422.276	1.638.540	3.404.279
762 Radio Broadcast Receivers	17.045	20.809	505.810	625.058
763 Sound Recorders Or Reproducers	157.417	283.257	4.504.351	8.230.794
764 Telecommunication Equipments And Parts	2.700.858	5.620.339	109.932.128	171.439.691
771 Electric Power Machinery And Parts	506.835	956.532	6.944.276	17.025.448
772 Electrical Apparatus For Making And Breaking Electrical Circuits	1.654.173	4.215.016	67.993.973	130.978.602
773 Equipment For Distributing Electricity	1.056.850	2.713.575	9.778.981	26.716.497
774 Electrical Apparatus For Medical Purposes And Radiological Apparatus	6.303	20.645	146.804	638.091
775 Household Type, Electrical/Non-Electrical Equipments	701.059	1.654.461	3.728.032	8.602.082
776 Thermionic, Cold Cathode, And Photo Cathode Valves/Tubes	1.420.962	3.098.408	72.218.144	147.160.074
778 Electrical Machinery And Apparatus	1.326.292	2.926.607	40.051.896	81.797.858
781 Passengger Motor Cars	159.880	318.251	1.969.876	5.292.201
782 Motor Vehicle For The Transportation Of Goods	15.667	32.777	195.799	445.205
783 Road Motor Vehicles	0	22.734	0	13.424
784 Parts And Accessories Of The Motor Vehicles	1.268.991	2.609.908	14.659.645	28.029.366
785 Motorcycles, Scooters, And Other Cycles Motorized/Non Motorized	901.101	1.854.983	6.706.019	15.809.170
786 Trailers And Other Vehicles, Not Motorized	64.873	344.327	193.584	785.590
791 Railway Vehicles And Associated Equipments	74.934	99.138	890.795	1.019.335
792 Aircraft And Associated Equipments And Parts	11.913	652.768	2.597.438	22.042.642
793 Ships, Boats, And Floating Structures	761.597	3.313.634	2.404.486	7.396.677
811 Prefabricated Buildings	408.005	538.640	3.428.324	3.986.309
812 Sanitary, Plumbing, Heating, And Lighting Fixtures/Fittings	2.752	12.767	39.236	142.631
813 Lighting Fixtures And Fittings	66.468	129.905	296.486	784.926
821 Furnitures And Parts	73.001	227.935	727.460	2.158.794
831 Travel Goods	14.035	33.613	630.699	1.155.088
841 Men'S Coats/Jackets, Not Knitted	63.316	67.993	132.859	155.115
842 Women'S Coats/Jacket, Not Knitted	15.112	27.850	232.275	349.900
843 Men'S Coats/Jackets, Knitted	8.873	13.124	116.578	145.418
844 Women'S Coats/Jackets, Knitted	239	1.151	2.538	8.537
845 Articles Of Apparel	173.867	558.150	1.733.005	4.382.614
846 Clothing Accessories Of Textiles Fabrics	124.381	356.064	1.685.906	5.246.754
848 Articles Of Apparel And Clothing Accessories Of Other Than Textile Fab	306.526	542.482	6.246.997	8.076.254
851 Footwears	219.993	547.264	2.254.366	5.384.731
871 Optical Instrument And Apparatus	21.391	22.567	672.932	857.340
872 Medical Instruments And Appliances	274.314	624.347	2.070.862	4.840.120
873 Meters And Counters	195.789	402.793	2.158.283	3.923.968
874 Measuring, Checking, Analysing, And Controlling Instrument And Apparatus	355.821	554.022	7.914.095	17.226.202
881 Photographic Apparatus And Equipments	38.344	77.478	3.180.166	6.274.585
882 Photographic And Cinematographic Supplies	54.723	259.222	56.465	244.968
883 Cinematograph Film, Exposed And Developed	0	92	0	120
884 Optical Goods	144.977	263.133	7.492.705	13.964.732
885 Watches And Clocks	37.053	50.111	246.823	885.127
891 Arms And Ammunitions	62	1.382	13.542	44.875
892 Printed Matter	795.567	1.229.933	6.614.778	13.489.457
893 Article Of Plastics	1.713.052	4.337.009	10.153.245	21.527.735
894 Baby Carriages, Toys, Games, And Sporting Goods	5.361	74.560	337.376	1.077.831
895 Office And Stationery Supplies	44.710	131.174	353.601	987.093
896 Works Of Art, Collectors Pieces And Antiques	42	180	1.551	2.859
897 Jewellery, Goldsmith, Silversmith Wares, And Other Articles	1.395	21.083	687.777	2.027.508
898 Musical Instrument And Parts/Accessories	586.626	1.167.163	19.671.566	26.988.325
899 Other Miscellaneous Manufactured Articles	371.219	750.657	8.550.202	18.824.663
971 Gold, Non-Monetary	2.938	8.187	932.543	1.835.903
<b>TOTAL IMPORT</b>	<b>313.238.604</b>	<b>643.297.596</b>	<b>1.227.479.285</b>	<b>2.420.230.488</b>

**K3. IMPOR KAWASAN BERIKAT / BOUNDED ZONE IMPORT  
MENURUT NEGARA ASAL / BY COUNTRY OF ORIGIN  
\*\* FEBRUARI / FEBRUARY 2009 \*\***

Kode Code	Negara Asal Country of Origin	Berat Bersih / Net Weight (Kg)		Nilai CIF / CIF Value (US\$)	
		Bulan ini Current month	Kumulatif Cum. Jan to date	Bulan ini Current month	Kumulatif Cum. Jan to date
111	JP JAPAN	38.779.727	68.286.446	182.264.268	351.706.636
112	HK HONG KONG	5.332.980	12.422.099	105.840.094	191.662.306
113	KP KOREA, DEM. PEOPLE'S REP.	26	12.800	259	167.576
114	KR KOREA, REPUBLIC OF	16.137.380	42.783.919	93.233.591	205.422.627
115	TW TAIWAN	7.517.816	15.825.826	47.014.399	95.442.186
116	CN CHINA	28.130.253	59.733.957	141.057.990	279.049.139
117	MN MONGOLIA	1.501	1.656	22.244	33.159
118	MO MACAU	27.105	46.218	24.802	121.118
120	PG PAPUA NEW GUINEA	8.960	8.960	66.213	66.213
121	TH THAILAND	45.622.423	82.842.899	52.533.048	99.531.900
122	SG SINGAPORE	66.359.066	168.571.780	334.443.811	697.863.443
123	PH PHILIPPINES	251.080	554.205	9.052.926	16.294.330
124	MY MALAYSIA	22.343.471	50.627.563	57.368.120	97.092.164
125	MM MYANMAR	37.069	37.384	91.863	91.921
126	KH CAMBODIA	18.735	19.743	81.656	83.405
128	LA LAO PEOPLE'S DEM. REP.	0	8.213	0	41.616
130	BT BHUTAN	716	1.140	14.532	31.836
131	VN VIET NAM	735.411	1.967.930	4.625.745	12.202.987
133	IN INDIA	3.578.284	5.432.310	8.282.646	11.972.446
134	PK PAKISTAN	292.917	539.334	1.697.448	3.374.843
135	BD BANGLADESH	37.670	39.475	38.540	190.228
136	LK SRI LANKA	95.973	132.630	554.462	803.633
138	ID INDONESIA	30.754	30.754	205.814	205.814
142	IR IRAN (ISLAMIC REPUBLIC OF)	0	34	0	1.326
143	SA SAUDI ARABIA	9.808.433	12.981.341	6.189.121	18.168.515
144	IL ISRAEL	741	797	247.345	285.540
145	KW KUWAIT	2.094.271	3.943.021	1.344.740	2.523.969
146	JO JORDAN	229	13.567	100.800	113.040
151	YE YEMEN	590	14.384	13.734	66.612
152	OM OMAN	62	3.562	39.000	42.500
154	TR TURKEY	518.284	683.193	560.924	1.103.072
155	AE UNITED ARAB EMIRATES	202.647	536.469	1.490.455	2.197.330
156	QA QATAR	16.500	166.546	19.800	94.102
157	BH BAHRAIN	41.709	62.443	84.506	125.465
211	EG EGYPT	28.964	29.050	79.218	79.428
213	MA MOROCCO	1.284	1.284	19.043	19.043
214	TN TUNISIA	217	217	27.283	27.283
221	ET ETHIOPIA	0	253	0	31.323
222	TZ TANZANIA, UNITED REP. OF	94.061	137.721	153.451	235.200
225	KE KENYA	6.059	7.806	73.970	80.379
230	TG TOGO	0	35.405	0	115.915
235	CG CONGO	46	5.986	824	21.624
236	CM CAMEROON	0	29.129	0	66.404
239	GA GABON	70.270	70.270	167.815	167.815
240	CI COTE D'IVOIRE	50.360	50.360	86.082	86.082
241	SN SENEGAL	2.139	2.139	1.680	1.680
242	MR MAURITANIA	0	2.430	0	20.875
245	BF BURKINA FASO	0	8.199	0	46.933
248	VI U.S. VIRGIN ISLANDS	0	395	0	4.915
251	UG UGANDA	1	1	10	10
252	CF CENTRAL AFRICAN REPUBLIC	0	2.236	0	2.646
256	SH SAINT HELENA	46.068	46.070	99.048	99.050
260	SZ SWAZILAND	1.163	1.176	184.888	188.126
261	ZA SOUTH AFRICA	13.597.450	13.962.243	12.360.774	13.414.970
267	MU MAURITIUS	848.554	1.027.934	1.206.924	1.554.152
298	VG VIRGIN ISLANDS (BRITISH)	0	7.700.596	0	368.637
311	AU AUSTRALIA	13.972.568	21.461.721	23.799.640	40.713.607
312	NZ NEW ZEALAND	1.925.371	4.260.131	970.497	2.126.514
331	AS AMERICAN SAMOA	161.992	199.699	481.467	530.142
332	CK COOK ISLANDS	5.230	5.230	69.882	69.882
339	TV TUVALU	0	20	0	2.424
342	CC COCOS (KEELING) ISLANDS	10.000	10.000	8.040	8.040

**K3. IMPOR KAWASAN BERIKAT / BOUNDED ZONE IMPORT  
MENURUT NEGARA ASAL / BY COUNTRY OF ORIGIN  
\*\* FEBRUARI / FEBRUARY 2009 \*\***

Kode Code	Negara Asal Country of Origin	Berat Bersih / Net Weight (Kg)		Nilai CIF / CIF Value (US\$)	
		Bulan ini Current month	Kumulatif Cum. Jan to date	Bulan ini Current month	Kumulatif Cum. Jan to date
343 TK TOKELAU		118	118	593	593
411 US UNITED STATES		7.392.457	11.402.251	41.363.343	74.005.632
412 CA CANADA		419.841	663.985	1.689.378	2.771.707
421 MX MEXICO		82.939	401.189	464.499	1.408.829
422 GT GUATEMALA		0	15.694	0	79.272
423 HN HONDURAS		0	11	0	560
425 PA PANAMA		4.932	4.932	77.775	77.775
427 CB CURACAO		28	44	12.852	12.920
431 CL CHILE		6.000.270	9.037.768	3.032.448	5.875.062
433 AR ARGENTINA		69.112	332.646	432.834	1.044.615
434 BR BRAZIL		1.361.205	2.864.800	4.013.723	7.953.396
435 CO COLOMBIA		9.966	19.882	45.125	87.808
436 BO BOLIVIA		0	493	0	826.523
438 PY PARAGUAY		8.947	8.947	15.657	15.657
441 EC ECUADOR		1	1	1	1
442 PE PERU		10.355	26.465	13.498	57.389
444 TT TRINIDAD AND TOBAGO		3	3	2.506	2.506
446 JM JAMAICA		5.365	10.946	17.111	44.769
447 PR PUERTO RICO		1.716	2.572	2.118.154	2.196.582
449 DO DOMINICAN REPUBLIC		0	12.011	0	87.467
450 SV EL SALVADOR		0	7.403	0	357.443
451 CR COSTA RICA		6.671	6.671	105.675	105.675
453 BB BARBADOS		18.980	18.980	4.005	4.005
458 CV CAPE VERDE		0	14.932	0	45.355
459 KY CAYMAN ISLANDS		9	471	88.850	92.522
467 AN NETHERLANDS ANTILLES		0	351	0	3.504
469 LC SAINT LUCIA		1.499	1.674	9.352	11.093
511 GB UNITED KINGDOM		671.291	1.892.575	4.964.137	9.401.127
512 NL NETHERLANDS		1.043.206	2.021.759	6.121.860	27.481.802
513 FR FRANCE		433.420	788.669	8.412.072	15.818.701
514 DE GERMANY, FED. REP. OF		1.383.453	5.500.329	13.728.320	29.588.265
515 AT AUSTRIA		683.186	856.782	9.317.290	15.999.150
516 BE BELGIUM		1.869.348	2.454.708	11.315.286	17.869.396
517 CH SWITZERLAND		53.482	122.158	1.521.570	2.330.807
518 LU LUXEMBOURG		12.040	12.040	791	791
521 DK DENMARK		46.547	106.797	2.017.433	3.658.732
522 NO NORWAY		280.855	408.973	6.934.383	9.937.871
523 SE SWEDEN		203.306	2.684.386	621.625	3.219.173
524 FI FINLAND		404.819	512.569	3.605.630	6.297.897
525 IE IRELAND		18.704	37.736	33.205	195.892
526 IT ITALY		527.727	1.445.006	4.417.073	10.785.480
527 ES SPAIN		234.498	269.736	2.361.899	3.258.141
528 PT PORTUGAL		3.769	3.806	365.746	368.445
529 IS ICELAND		593	593	1.015	1.015
531 GR GREECE		806.399	1.010.726	970.052	1.332.829
533 AD ANDORRA		4	20.798	261	62.477
542 HU HUNGARY		25.245	49.665	190.946	378.643
543 PL POLAND		279	135.784	309.088	594.985
544 RO ROMANIA		11.141	62.837	79.619	797.742
545 BG BULGARIA		19.364	34.364	144.607	180.832
549 AM ARMENIA		0	7	0	212
557 UA UKRAINE		8.190.980	14.167.562	5.189.264	7.333.331
565 MT MALTA		36	36	178	178
566 SK SLOVAKIA		3.657	7.052	345.192	823.437
567 SI SLOVENIA		526	700	128.579	213.069
568 CZ CZECH REPUBLIC		10.933	26.099	581.767	1.190.262
572 RU RUSSIA FEDERATION		2.060.802	6.417.805	1.897.586	5.685.050
<b>TOTAL IMPOR</b>		<b>313.238.604</b>	<b>643.297.596</b>	<b>1.227.479.285</b>	<b>2.420.230.488</b>

**K4. IMPOR KAWASAN BERIKAT / BOUNDED ZONE IMPORT**  
**MENURUT PROPINSI DAN PELABUHAN IMPOR / BY PROVINCE AND PORT OF IMPORTATION**  
**\*\* FEBRUARI / FEBRUARY 2009 \*\***

Kode Code	Propinsi / Pelabuhan Impor Province / Port of Impotation	Berat Bersih / Net Weight (Kg)		Nilai CIF / CIF Value (US\$)	
		Bulan ini Current month	Kumulatif Cum. Jan to date	Bulan ini Current month	Kumulatif Cum. Jan to date
	<b>SUMATERA UTARA</b>	<b>8.652.234</b>	<b>14.422.889</b>	<b>14.672.997</b>	<b>23.564.358</b>
144 IDBLW	BELAWAN	8.651.580	14.418.337	14.589.818	23.441.965
166 IDMES	MEDAN / POLONIA (U)	654	4.550	83.179	119.596
167 IDMDN	MEDAN (POS)	0	2	0	2.797
	<b>RIAU</b>	<b>24.598.867</b>	<b>50.200.757</b>	<b>15.267.502</b>	<b>42.804.312</b>
225 IDDUM	DUMAI	2.506.214	7.542.415	6.386.514	19.085.056
228 IDBLS	BENGKALIS	0	136.202	0	54.648
235 IDSUQ	SUNGAI GUNTUNG	0	2.247.909	0	5.078.876
242 IDTEM	TEMBILAHAN	0	2.050.668	0	3.605.084
243 IDKEN	KUALA ENOK	0	37.113	0	72.987
261 IDPKU	SIMPANG TIGA (U)	105	105	17.949	17.949
277 IDBUN	BUATAN	22.092.548	38.186.345	8.863.039	14.889.712
	<b>KEPULAUAN RIAU</b>	<b>107.807.463</b>	<b>235.753.369</b>	<b>511.895.780</b>	<b>1.011.075.964</b>
251 IDTPN	TANJUNG PINANG	11.874	16.112	75.069	125.784
258 IDBTU	BATU AMPAR	77.433.546	150.491.036	306.086.198	594.378.239
262 IDTNJ	KIJANG (U)	8.489	21.999	97.576	167.573
265 IDSKP	SEKUPANG	13.637.952	27.775.211	141.892.551	267.478.138
267 IDKAB	KABIL/PANAU	16.665.931	57.356.059	46.273.594	111.725.571
271 IDBTH	HANG NADIM (U)	49.671	92.952	17.470.792	37.200.659
	<b>DKI JAKARTA</b>	<b>122.815.165</b>	<b>233.643.205</b>	<b>608.055.544</b>	<b>1.184.536.317</b>
431 IDTPP	TANJUNG PRIOK	106.818.182	215.717.625	476.116.749	936.909.978
432 IDKLB	KALIBARU	13.857.366	13.857.366	4.864.475	4.864.475
434 IDCGK	SOEKARNO-HATTA (U)	2.131.068	4.053.569	126.937.278	242.380.027
436 IDHLP	HALIM PERDANA KUSUMA (U)	8.549	14.645	137.042	381.837
	<b>BANTEN</b>	<b>2.200.000</b>	<b>2.200.000</b>	<b>1.267.870</b>	<b>1.267.870</b>
461 IDMRK	MERAK	2.200.000	2.200.000	1.267.870	1.267.870
	<b>JAWA BARAT</b>	<b>310</b>	<b>310</b>	<b>12.767</b>	<b>12.767</b>
468 IDBND	GEDE BAGE-BANDUNG (POS)	308	308	11.375	11.375
470 IDCRB	CIREBON (POS)	2	2	1.392	1.392
	<b>JAWA TENGAH</b>	<b>6.054.025</b>	<b>13.854.247</b>	<b>22.629.996</b>	<b>53.599.741</b>
494 IDTES	TANJUNG EMAS	6.050.633	13.846.775	22.583.509	53.506.714
496 IDSRG	ACHMAD YANI (U)	1.028	4.349	10.137	46.077
497 IDSMR	SEMARANG (POS)	1.795	1.795	21.027	21.027
498 IDSOC	JEBRES/ADI SUMARMO	569	1.328	15.323	25.923
	<b>DI YOGYAKARTA</b>	<b>2.925</b>	<b>27.205</b>	<b>51.563</b>	<b>58.915</b>
531 IDJOG	ADI SUCIPTO (U)	2.920	3.162	49.563	52.944
532 IDJOK	YOGYAKARTA (POS)	5	24.043	2.000	5.971
	<b>JAWA TIMUR</b>	<b>41.074.980</b>	<b>92.993.789</b>	<b>51.954.972</b>	<b>99.638.350</b>
563 IDTPE	TANJUNG PERAK	40.659.545	92.113.455	47.937.541	90.521.691
564 IDPAZ	PASURUAN	80.050	395.097	95.937	1.197.955
565 IDPRO	PROBOLINGGO	111.341	111.341	1.001.228	1.001.228
587 IDSUB	JUANDA (U)-SURABAYA	24.314	78.984	2.197.953	5.542.912
588 IDSUR	SURABAYA (POS)	199.730	261.609	722.313	1.112.720
592 IDRAM	RAMBIPUJI-JEMBER	0	33.303	0	261.844
	<b>BALI</b>	<b>32.635</b>	<b>174.862</b>	<b>1.670.294</b>	<b>3.298.342</b>
613 IDBOA	BENOA/LOLOAN	6.245	127.471	112.829	383.054
620 IDDPS	NGURAH RAI (U)	26.390	47.391	1.557.465	2.915.288
	<b>KALIMANTAN TIMUR</b>	<b>0</b>	<b>26.963</b>	<b>0</b>	<b>373.552</b>
803 IDBPP	BALIKPAPAN	0	26.963	0	373.552
	<b>TOTAL IMPOR</b>	<b>313.238.604</b>	<b>643.297.596</b>	<b>1.227.479.285</b>	<b>2.420.230.488</b>