



Katalog : 8202019

**BULETIN  
STATISTIK PERDAGANGAN LUAR NEGERI**

**EKSPOR**

**MENURUT HARMONIZED SYSTEM  
DESEMBER 2019**



**BADAN PUSAT STATISTIK**

**BULETIN**

**STATISTIK PERDAGANGAN LUAR NEGERI**

# **EKSPOR**

**MENURUT HARMONIZED SYSTEM  
DESEMBER 2019**



# **Buletin Statistik Perdagangan Luar Negeri Ekspor Menurut HS, Desember 2019**

**ISSN** : 2252-8563

**No. Publikasi**: 06110.2005

**Katalog**: 8202019

**Ukuran Buku**: -

**Jumlah Halaman**: vi + 274 halaman

**Naskah t.**

**Subdirektorat Statistik Ekspor**

**Penyunting**:

**Subdirektorat Statistik Ekspor**

**Desain Kover oleh**:

**Subdirektorat Publikasi dan Kompilasi Statistik**

**Penerbit**:

**© BPS RI**

**Pencetak**:

**PT Citra Mawana Patamaro**

**Sumber Ilustrasi**: -

**Dilarang mengumumkan, mendistribusikan, mengkomunikasikan, dan/atau menggandakan sebagian atau seluruh isi buku ini untuk tujuan komersial tanpa izin tertulis dari Badan Pusat Statistik**

## KATA PENGANTAR

Buletin Statistik Perdagangan Luar Negeri Ekspor yang diterbitkan secara bulanan memuat data ekspor menurut 21 kelompok penggolongan barang, HS (*Harmonized System*) 2 digit, HS 8 digit, Negara Tujuan Ekspor, Provinsi, dan Pelabuhan Muat yang dirinci menurut Berat Bersih dan Nilai FOB. Buletin terbitan kali ini menyajikan data bulan Desember 2019 serta kumulatif bulan Januari sampai Desember 2019.

Buletin ini juga menyajikan gambaran singkat tentang perbandingan, pertumbuhan, dan peranan data ekspor menurut rincian diatas, serta data pokok yang cukup dominan atau yang mengalami perubahan signifikan. Diharapkan data ekspor ini dapat digunakan sebagai dasar evaluasi dan kajian perkembangan ekspor Indonesia.

Kepada para pengguna data, saran dan kritik yang bersifat konstruktif demi penyempurnaan publikasi ini, sangat diharapkan. Kiranya usaha BPS untuk meningkatkan pelayanan dan pemasyarakatan statistik (khususnya data Statistik Ekspor) dapat dilaksanakan secara baik dan berkesinambungan.

Jakarta, Februari 2020

Kepala Badan Pusat Statistik



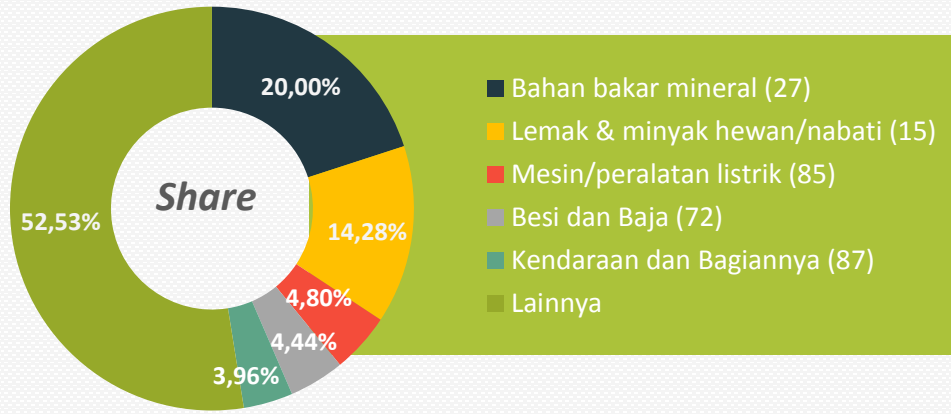
**Dr. Suhariyanto**

## DAFTAR ISI

	Halaman / Page
Kata Pengantar .....	iii
Daftar Isi .....	iv
Penjelasan.....	1-3
Ringkasan .....	4-10
 Tabel-Tabel	
Tabel      1. Ekspor Indonesia Menurut 21 Golongan Barang.....	11
Tabel      2. Ekspor Indonesia Menurut Kode HS 2 digit .....	12-14
Tabel      3. Ekspor Indonesia Menurut Komoditi (Kode HS 8 digit) .....	15-265
Tabel      4. Ekspor Indonesia Menurut Negara Tujuan.....	266-269
Tabel      5. Ekspor Indonesia Menurut Provinsi dan Pelabuhan Muat..	270-274

# EKSPOR INDONESIA MENURUT HARMONIZED SYSTEM

DESEMBER 2019



## EKSPOR KE BEBERAPA NEGARA UTAMA



## EKSPOR DARI BEBERAPA PELABUHAN UTAMA

Total Ekspor Desember 2019 = US\$14,45 miliar





## **PENJELASAN**

### **A. PENDAHULUAN**

Penyajian buku publikasi Buletin Statistik Perdagangan Luar Negeri Ekspor menurut HS Desember 2019 terdiri dari :

- Bagian ulasan yang menjelaskan tentang ringkasan ekspor Indonesia dari sisi migas dan nonmigas, perkembangan nilai ekspor Indonesia (FOB), ekspor Indonesia menurut negara tujuan utama, ekspor golongan barang HS 2 digit utama, ekspor Indonesia menurut pelabuhan muat utama tiap provinsi.
- Bagian lampiran yang berisi Tabel 1. Ekspor Indonesia Menurut 21 Golongan Barang, Tabel 2. Ekspor Indonesia Menurut Kode HS 2 Digit, Tabel 3. Ekspor Indonesia Menurut Komoditi (Kode HS 8 Digit), Tabel 4. Ekspor Indonesia Menurut Negara Tujuan dan Tabel 5. Ekspor Indonesia Menurut Provinsi dan Pelabuhan Muat.

### **B. DAERAH PENCATATAN**

Daerah pencatatan statistik dalam publikasi ini meliputi seluruh wilayah Republik Indonesia.

### **C. SUMBER DATA**

Data Ekspor dikumpulkan berdasarkan dokumen ekspor atau Pemberitahuan Ekspor Barang (PEB) yang diisi oleh Eksportir dan telah diberikan ijin muat oleh Kantor Pelayanan Bea dan Cukai, selanjutnya dikirim ke Badan Pusat Statistik (BPS) dan Bank Indonesia (BI). Sejak tahun 2015, sumber data lainnya adalah catatan instansi lain, PT. POS Indonesia, dan survei ekspor perbatasan laut.



#### **D. SISTEM PERDAGANGAN**

Pencatatan Statistik Perdagangan Luar Negeri menggunakan sistem perdagangan umum (*General Trade*) dimana pencatatan dilakukan dari dokumen PEB dan non PEB yang dimuat dari pelabuhan di seluruh wilayah Indonesia termasuk kawasan berikat.

#### **E. RUANG LINGKUP**

Pencatatan Statistik Ekspor meliputi seluruh barang yang keluar dari wilayah Republik Indonesia, baik yang bersifat komersial maupun bukan komersial seperti bantuan barang kredit lunak, hadiah dan sebagainya.

- a. Ekspor kapal laut dan pesawat udara termasuk dalam statistik ekspor sedangkan ekspor bunker oil untuk kapal tidak tercatat dalam publikasi ini.
- b. Barang-barang yang diolah di luar negeri tetap dicatat sebagai ekspor, meskipun hasil olahan barang tersebut akan kembali masuk ke wilayah Indonesia.
- c. Barang-barang berikut ini tidak termasuk dalam statistik ekspor, yaitu : pakaian dan barang-barang perhiasan penumpang, barang-barang yang dikirim untuk perwakilan Indonesia di luar negeri, barang-barang untuk ekspedisi dan ekshibisi/pameran, pembungkus/peti kemas untuk diisi di luar negeri, uang dan surat-surat berharga, barang-barang contoh dan barang-barang yang dikirim ke luar negeri untuk diperbaiki.

#### **F. SISTEM PENGOLAHAN**

Data dalam publikasi ini mencakup dokumen-dokumen ekspor periode pencatatan Desember 2019 yang diterima Badan Pusat Statistik, yang terdiri dari dokumen kepabeanan (PEB) dan dokumen dari sumber lainnya (non PEB).

## **G. KLASIFIKASI JENIS BARANG**

Penggolongan barang di dalam publikasi periode Desember 2019 ini menggunakan Klasifikasi menurut Buku Tarif Kepabeanan Indonesia 2017 (BTKI-2017) yang didasarkan atas *Harmonized System* (HS) merupakan pembaruan dari BTKI tahun 2012. Versi yang terakhir ini mengalami perubahan yang relatif besar dibanding sistem pengkodean versi sebelumnya yaitu penggolongan barang dari 10 digit menjadi 8 digit serta perubahan pada penggolongan/pengelompokan barang maupun pendefinisianya.

## **H. PERIODE REFERENSI**

Periode penentuan ekspor adalah tanggal diberikannya izin muat barang tersebut oleh pejabat Kantor Pelayanan Bea dan Cukai setelah diadakan pemeriksaan seperlunya.

## **I. NILAI BARANG**

Nilai barang yang dicatat untuk Statistik Ekspor adalah nilai FOB (dolar AS).

## **J. SATUAN BARANG**

Sejak tahun 1975 ekspor disajikan dalam berat bersih (kg).

## **K. NEGARA TUJUAN**

Yang dimaksud dengan negara tujuan adalah negara tujuan akhir (*last known destination*) yang diketahui dimana barang tersebut akan dikonsumsi atau diperdagangkan.

## **L. PELABUHAN MUAT**

Yang dimaksud dengan pelabuhan muat ekspor adalah pelabuhan muat dimana surat izin muat ekspor tersebut dikeluarkan.

## RINGKASAN

Ekspor Indonesia pada bulan Desember 2019 mencapai nilai US\$14.445,1 juta dengan volume 55.769,0 ribu ton, yang terdiri dari US\$1.130,7 juta hasil ekspor minyak dan gas (migas) dan US\$13.314,4 juta hasil ekspor komoditi nonmigas.

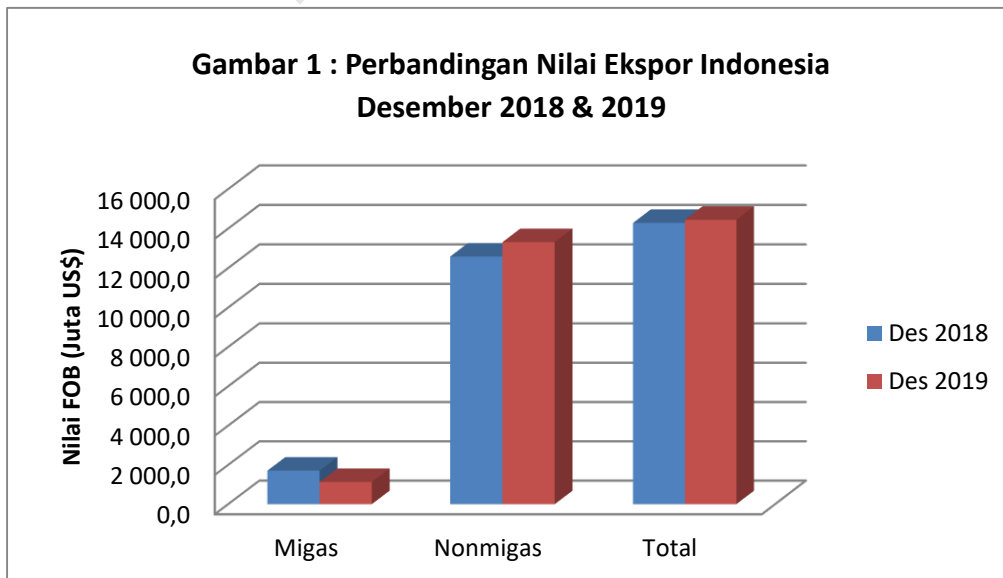
Dibandingkan periode yang sama tahun 2018, nilai ekspor naik US\$155,0 juta, karena adanya peningkatan ekspor dari kelompok nonmigas sebesar US\$731,1 juta atau naik 5,81 persen dibanding nilai ekspor Desember 2018. Sedangkan ekspor migas mengalami penurunan sebesar US\$576,1 juta.

Dengan demikian, dapat dilihat bahwa penerimaan dari sektor migas

menunjukkan penurunan sehingga perlu upaya untuk meningkatkan kinerjanya guna mendorong kinerja ekspor yang lebih baik. Sedangkan ekspor nonmigas pada Desember 2019 mengalami peningkatan kinerja cukup baik dibandingkan periode yang sama pada tahun 2018.

Penurunan ekspor migas diakibatkan karena menurunnya ekspor gas dan ekspor minyak mentah.

Harga minyak mentah Indonesia pada bulan Desember 2019 sebesar US\$67,18 per barelnya, naik sebesar US\$12,37 per barel dibandingkan bulan Desember 2018.

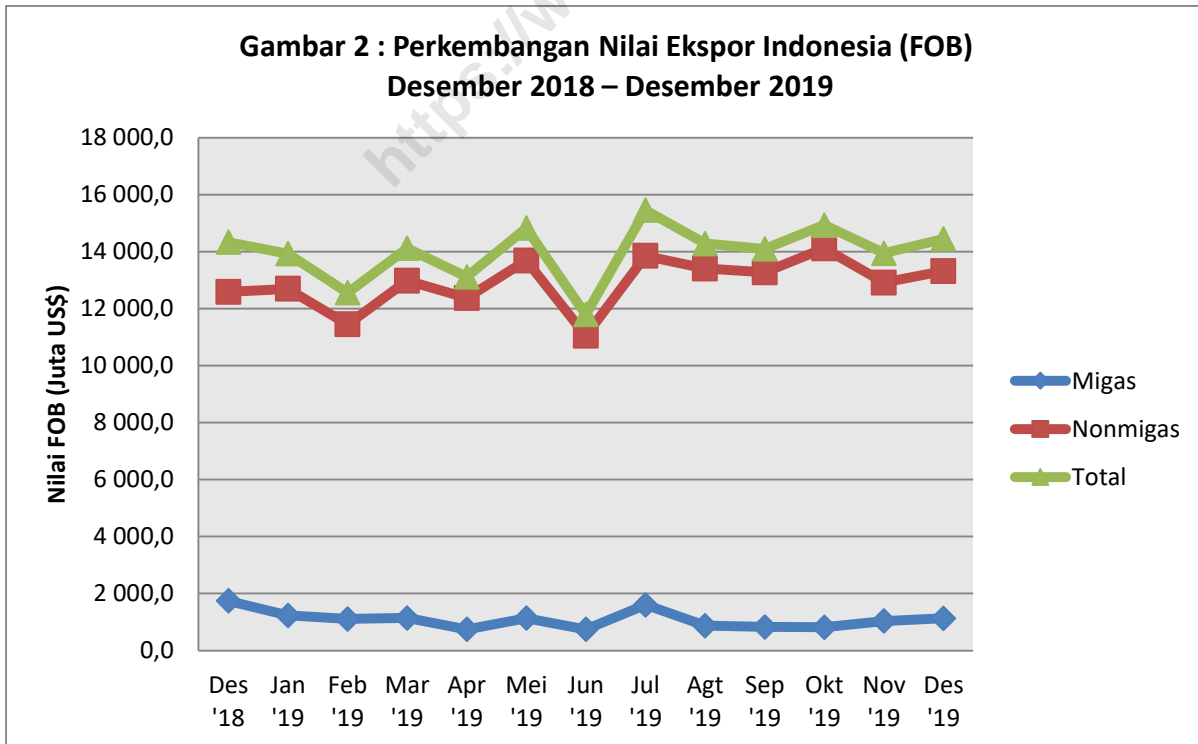


Sumber : dokumen PEB, non PEB, diolah

Pada Gambar 1 ditampilkan perbandingan nilai ekspor periode Desember 2018 dan 2019. Sedangkan trend perkembangannya dari bulan Desember 2018 sampai dengan Desember 2019 disajikan pada Gambar 2. Nilai ekspor kelompok migas pada Desember 2018 senilai US\$1.706,8 juta yang terdiri dari minyak mentah, hasil minyak dan gas masing-masing senilai US\$281,8 juta, US\$105,5 juta dan US\$1.319,5 juta. Sedangkan pada Desember 2019 untuk kelompok migas secara keseluruhan memberikan sumbangan nilai ekspor sebesar US\$1.130,7 juta atau mengalami penurunan sebesar US\$576,1 juta

dibandingkan dengan periode yang sama tahun 2018 dengan rincian minyak mentah US\$196,8 juta, hasil minyak US\$174,9 juta dan gas US\$759,0 juta.

Nilai ekspor untuk kelompok nonmigas yang terdiri dari hasil pertanian, hasil industri pengolahan serta hasil tambang dan lainnya pada bulan Desember 2018 masing-masing US\$296,7 juta, US\$10.164,5 juta, dan US\$ 2.122,1 juta. Sementara itu pada periode Desember 2019 masing-masing mencapai US\$370,1 juta, US\$10.862,7 juta, dan US\$2.081,5 juta.



Sumber : dokumen PEB, non PEB, diolah

Nilai ekspor Indonesia Desember 2019 mencapai US\$14,45 miliar atau naik sebesar 3,57 persen dibanding ekspor November 2019, dan juga naik sebesar 1,08 persen dibanding ekspor Desember 2018.

Ekspor nonmigas Desember 2019 mencapai US\$13,31 miliar atau naik sebesar 3,12 persen dibanding nilai ekspor nonmigas November 2019, dan juga naik 5,81 persen dibanding ekspor nonmigas Desember 2018.

Dipandang dari negara tujuan ekspor utama (Tabel A) ekspor ke Tiongkok Desember 2019 mencapai angka terbesar yaitu US\$2,55 miliar, disusul Amerika Serikat US\$1,67 miliar dan Jepang US\$1,32 miliar, dengan kontribusi ketiganya mencapai 38,34 persen. Untuk negara utama, peningkatan terjadi pada ekspor ke Tiongkok dengan peningkatan sebesar US\$430,7 juta, Amerika Serikat dengan peningkatan sebesar US\$188,2 juta dan India dengan peningkatan sebesar US\$33,0 juta. Untuk ekspor ke Uni Eropa (28 negara) sebesar US\$1,29 miliar, menunjukkan penurunan ekspor dibandingkan dengan nilai ekspor pada periode yang sama tahun 2018.

Dari Tabel A juga terlihat bahwa sebagian besar negara tujuan utama ekspor mengalami penurunan nilai. Penurunan terbesar terjadi pada negara Singapura dengan persentase penurunan 30,91 persen,

negara Jepang dengan persentase penurunan 7,39 persen dan negara Korea Selatan dengan persentase penurunan 14,15 persen.

Pada Tabel B ekspor golongan barang HS 2 digit utama terlihat bahwa sebagian nilai ekspor mengalami peningkatan. Peningkatan terbesar terjadi pada lemak dan minyak hewan/nabati sebesar US\$479,9 juta yang merupakan komoditi ekspor terbesar ke-2 pada Desember 2019 dan 2018.

Sedangkan penurunan terbesar ekspor golongan barang HS 2 digit utama Desember 2019 terjadi pada bahan bakar mineral sebesar US\$771,2 juta yang merupakan komoditi ekspor terbesar pertama pada Desember 2019 dan 2018.

Menurut sektor, ekspor hasil industri pengolahan Desember 2019 naik sebesar 6,87 persen dibanding ekspor hasil industri pengolahan periode yang sama tahun 2018, ekspor hasil pertanian naik sebesar 24,75 persen, sedangkan ekspor hasil tambang & lainnya turun sebesar 1,91 persen.

Berdasarkan Tabel C total ekspor Indonesia menurut provinsi pelabuhan muat, ekspor Indonesia terbesar pada periode Desember 2019 berasal dari DKI (daerah khusus ibukota) Jakarta dengan nilai US\$4,19 miliar (29,02 persen), diikuti Jawa Timur sebesar US\$1,73 miliar (11,94 persen)

dan Kalimantan Timur sebesar U\$1,36 miliar (9,42 persen).

**Tabel A. Total Ekspor Indonesia Menurut Negara Tujuan Utama  
Desember 2018 dan Desember 2019**

Negara Tujuan	Nilai FOB (Juta US\$)				Perubahan Des'19 thd Des'18 (Juta US\$)
	Desember	Desember	Jan-Des	Jan-Des	
	2018	2019	2018	2019	
(1)	(2)	(3)	(4)	(5)	(6)
<b>ASEAN</b>	<b>3 656,2</b>	<b>3 325,7</b>	<b>41 913,2</b>	<b>41 785,7</b>	<b>-330,5</b>
1 Singapura	1 418,3	979,9	12 915,0	13 110,3	-438,3
2 Malaysia	807,0	837,0	9 271,6	8 946,6	30,0
3 Thailand	418,1	377,0	6 820,9	6 215,9	-41,1
ASEAN Lainnya	1 012,9	1 131,8	12 905,7	13 512,9	118,9
<b>UNI EROPA</b>	<b>1 337,8</b>	<b>1 289,2</b>	<b>17 087,1</b>	<b>14 469,3</b>	<b>-48,6</b>
4 Germany, Fed. Rep. of	221,2	206,9	2 708,2	2 369,0	-14,3
5 France	72,4	94,0	1 006,8	956,8	21,6
6 United Kingdom	113,9	104,8	1 465,3	1 344,5	-9,1
Uni Eropa Lainnya	930,2	883,5	11 906,9	9 799,0	-46,7
<b>NEGARA UTAMA LAINNYA</b>	<b>7 427,7</b>	<b>7 786,3</b>	<b>95 829,7</b>	<b>86 924,5</b>	<b>358,6</b>
7 China	2 118,3	2 549,0	27 132,2	27 918,7	430,7
8 Japan	1 423,1	1 317,9	19 465,6	15 946,5	-105,1
9 United States	1 483,3	1 671,5	18 439,8	17 720,3	188,2
10 India	1 114,2	1 147,2	13 729,3	11 785,0	33,0
11 Australia	196,7	175,7	2 819,6	2 323,4	-21,0
12 Korea, Republic Of	733,2	629,5	9 540,1	7 213,7	-103,7
13 Taiwan	358,9	295,5	4 703,1	4 016,8	-63,4
<b>Total 13 Negara Tujuan Utama</b>	<b>10 478,5</b>	<b>10 385,9</b>	<b>130 017,5</b>	<b>119 867,7</b>	<b>-92,6</b>
<b>Lainnya</b>	<b>3 811,6</b>	<b>4 059,2</b>	<b>49 995,2</b>	<b>47 629,3</b>	<b>247,6</b>
<b>Total Ekspor Indonesia</b>	<b>14 290,1</b>	<b>14 445,1</b>	<b>180 012,7</b>	<b>167 497,0</b>	<b>155,0</b>

Sumber : dokumen PEB, non PEB, diolah

Pada Tabel 1 disajikan ekspor menurut 21 golongan barang HS. Disini terlihat bahwa perolehan devisa terbesar pada bulan Desember 2019 dari kelompok golongan barang V (Produk mineral) dengan nilai US\$3.292,0 juta atau sekitar 22,79 persen dari total ekspor, kelompok golongan barang III (Lemak, Minyak, Malam Nabati/Hewani) dengan nilai US\$2.063,2 juta atau sekitar 14,28 persen, serta kelompok golongan barang XV (Logam tidak mulia dan barang daripadanya) senilai US\$1.155,1 juta atau sekitar 8,00 persen.

Dibandingkan periode yang sama tahun sebelumnya, produk mineral mengalami penurunan 15,78 persen; sedangkan dengan lemak, minyak, malam nabati/hewani mengalami peningkatan sebesar 30,31 persen. Sedangkan logam tidak mulia naik sebesar 31,87 persen.

Pada Tabel 2 disajikan ekspor menurut HS 2 digit. Nilai ekspor yang mengalami pertumbuhan positif terbesar untuk bulan Desember 2019 dibandingkan dengan nilai ekspor Desember 2018 antara lain HS 50 (*silk*) dengan tingkat pertumbuhan 1.247,17 persen dengan nilai ekspor US\$0,1 juta. Kemudian HS 86 (*railway & tramway locomotice*) dengan besar tingkat pertumbuhan mencapai 672,27 persen dan

memiliki nilai ekspor mencapai US\$8,9 juta, selanjutnya HS 51 (*wool, animal hair*) yang memiliki tingkat pertumbuhan 577,12 persen dengan nilai ekspor US\$0,2 juta. Kemudian peningkatan terjadi pada HS 89 (*ships, boat & floating structures*) dengan tingkat pertumbuhannya sebesar 222,71 persen dan nilai ekspor mencapai US\$25,3 juta, serta HS 74 (*cooper & articles thereof*) dengan tingkat pertumbuhan mencapai 135,98 persen dengan nilai ekspor mencapai US\$163,9 juta.

Adapun jenis barang yang mengalami penurunan antara lain HS 93 (*arms & ammunition, parts & accesories*) dengan penurunan ekspor 99,95 persen dengan nilai ekspor US\$377, kemudian HS 45 (*cork & articles of cork*) yang mengalami penurunan mencapai 83,90 persen dengan total nilai ekspor mencapai US\$1.393. Selanjutnya HS 36 (*explosives; pyrotechnic products*) dengan penurunan ekspor 47,71 persen dengan nilai ekspor US\$0,4 juta, diikuti HS 25 (*salt; sulphur; earths & stone plastering material, lime and cement*) yang mengalami penurunan ekspor 46,56 persen dengan nilai ekspor sebesar US\$17,4 juta, dan HS 79 (*zinc and articles thereof*) yang mengalami penurunan ekspor 41,75 persen dengan nilai ekspor sebesar US\$1,2 juta.

**Tabel B. Total Ekspor Golongan Barang HS2 Digit Utama  
Desember 2018 dan Desember 2019**

Golongan Barang (HS)	Nilai FOB (Juta US\$)				Perubahan Des'19 thd Des'18 (Juta US\$)
	Desember 2018	Desember 2019	Jan-Des 2018	Jan-Des 2019	
(1)	(2)	(3)	(4)	(5)	(6)
1 Bahan bakar mineral (27)	3 659,5	2 888,3	41 781,9	34 728,0	-771,2
2 Lemak & minyak hewan/nabati (15)	1 583,3	2 063,2	20 348,1	17 613,5	479,9
3 Mesin/peralatan listrik (85)	739,4	692,7	8 855,0	8 540,5	-46,7
4 Kendaraan dan Bagiannya (87)	606,8	572,1	7 552,1	8 160,5	-34,7
5 Besi dan Baja (72)	472,7	641,0	5 756,5	7 411,8	168,3
6 Logam mulia, perhiasan/permata (71)	393,8	378,6	5 603,3	6 619,8	-15,3
7 Karet dan Barang dari karet (40)	442,6	462,6	6 380,1	6 022,8	20,0
8 Mesin-mesin/Pesawat Mekanik (84)	567,2	452,3	5 866,6	5 431,9	-114,9
9 Pakaian jadi bukan rajutan (62)	397,5	418,4	4 495,4	4 484,4	20,9
10 Alas kaki (64)	427,5	366,9	5 110,0	4 409,8	-60,6
<b>Total 10 Golongan Barang</b>	<b>9 290,4</b>	<b>8 936,0</b>	<b>111 748,9</b>	<b>103 423,0</b>	<b>-354,3</b>
<b>Lainnya</b>	<b>4 999,7</b>	<b>5 509,0</b>	<b>68 263,8</b>	<b>64 074,0</b>	<b>509,3</b>
<b>Total Ekspor Indonesia</b>	<b>14 290,1</b>	<b>14 445,1</b>	<b>180 012,7</b>	<b>167 497,0</b>	<b>155,0</b>

Sumber : dokumen PEB, non PEB, diolah



**Tabel C. Total Ekspor Indonesia Menurut Pelabuhan Muat Utama Tiap Provinsi  
Bulan Desember 2019 (Juta US\$)**

<b>Provinsi</b>	<b>Nilai Fob (Juta US\$)</b>	<b>Pelabuhan Muat</b>	<b>Nilai Fob (Juta US\$)</b>
(1)	(2)	(3)	(4)
ACEH	16,2	MEULABOH	13,3
SUMATERA UTARA	628,0	BELAWAN	550,7
SUMATERA BARAT	149,7	PADANG/TL.BAYUR	149,5
RIAU	1 334,6	DUMAI	1 034,5
JAMBI	92,0	JAMBI	59,4
SUMATERA SELATAN	308,9	MUSI RIVER/BOOM BARU	280,0
BENGGULU	7,6	PULAU BAAI	7,6
LAMPUNG	269,7	PANJANG	155,3
KEPULAUAN BANGKA BELITUNG	118,7	PANGKAL BALAM	10,8
KEPULAUAN RIAU	1 096,4	BATU AMPAR	443,7
DKI JAKARTA	4 191,9	TANJUNG PRIOK	3 669,5
JAWA BARAT	9,7	BALONGAN	9,7
JAWA TENGAH	574,6	TANJUNG EMAS	556,2
DI YOGYAKARTA	0,5	ADI SUCIPTO (U)	0,5
JAWA TIMUR	1 725,3	TANJUNG PERAK	1 423,5
BANTEN	208,1	TANJUNG LENENG	47,3
BALI	33,3	NGURAH RAI (U)	33,3
NUSA TENGGARA BARAT	29,0	BENETE	29,0
NUSA TENGGARA TIMUR	1,9	ATAPUPU	1,7
KALIMANTAN BARAT	107,2	KENDAWANGAN	32,6
KALIMANTAN TENGAH	75,9	KUMAI	40,1
KALIMANTAN SELATAN	662,8	BANJARMASIN	328,6
KALIMANTAN TIMUR	1 360,7	SAMARINDA	321,9
KALIMANTAN UTARA	99,9	LINGKAS TARAKAN	75,8
SULAWESI UTARA	30,1	BITUNG	23,2
SULAWESI TENGAH	572,5	KOLONEDALE	397,1
SULAWESI SELATAN	123,0	BALANTANG/MALILI	0,0
SULAWESI TENGGARA	170,9	KENDARI	119,6
GORONTALO	0,0	GORONTALO	0,0
SULAWESI BARAT	0,0	MAMUJU	0,0
MALUKU	0,3	BULA	0,0
MALUKU UTARA	44,5	OBI ISLAND	40,9
PAPUA BARAT	240,1	BINTUNI, IRIAN JAYA	235,4
PAPUA	161,0	AMAMAPARE	154,6
<b>Total Ekspor Indonesia</b>	<b>14 445,1</b>	<b>Total Pelabuhan Utama</b>	<b>10 245,4</b>

Sumber : dokumen PEB, non PEB, diolah

Tabel 1. Ekspor Indonesia menurut 21 Golongan Barang

Desember 2019

Golongan	Uraian golongan barang	Berat bersih (Kg)		Nilai F.O.B. ( U S \$ )	
		Bulan ini	Kumulatif	Bulan ini	Kumulatif
(1)	(2)	(3)	(4)	(5)	(6)
I	Binatang Hidup; Produk Hewani	92 766 995	837 444 488	410 911 568	3 794 297 032
II	Produk Nabati	599 841 458	5 327 471 202	315 180 027	3 306 098 861
III	Lemak, Minyak, Malam Nabati/hewani	3 395 259 705	33 006 245 642	2 063 179 295	17 613 454 790
IV	Olahan Makanan, minuman, Minuman Keras, Tembakau	927 974 459	9 234 528 657	666 446 289	7 458 640 781
V	Produk Mineral	46 414 730 462	555 868 674 696	3 291 998 772	38 223 006 776
VI	Produk Industri Kimia atau Produk Industri Terkait	1 300 709 900	16 092 611 205	881 586 681	11 286 860 142
VII	Plastik, Karet, dan Barang-barang Daripadanya	389 405 712	4 981 131 384	651 778 127	8 471 768 151
VIII	Kulit, Kulit Samak dan Barang Daripadanya	3 652 959	40 454 298	67 124 487	806 690 141
IX	Kayu dan Barang dari Kayu, Barang Anyaman, dll	428 634 619	5 155 877 370	327 091 419	3 934 693 567
X	Pulp, Kertas dan Barang Daripadanya	966 119 855	10 796 269 183	557 761 940	7 187 164 265
XI	Tekstil dan Barang Tekstil	198 997 041	2 382 930 468	1 071 365 931	12 842 496 480
XII	Alas Kaki, Payung, Bunga Tiruan, dll	19 675 696	240 613 886	404 032 566	4 874 512 823
XIII	Barang dari Batu, Semen, Mika, Keramik, Kaca, dll	113 446 132	1 345 605 514	54 605 655	735 344 265
XIV	Mutiara, Batu Mulia/Semi Mulia, Logam Mulia/Semi Mulia, dll	226 455	2 886 685	378 552 411	6 619 816 494
XV	Logam Tidak Mulia dan Barang Daripadanya	673 210 216	7 093 071 342	1 155 068 386	13 371 648 620
XVI	Mesin dan Perlengkapan Elektris, serta Aksesoris dari Barang Tersebut	88 028 355	1 103 557 394	1 145 018 951	13 972 466 282
XVII	Kendaraan, Pesawat Terbang, Kapal dll	82 788 985	1 100 200 652	612 397 000	8 659 294 555
XVIII	Alat Optis, Fotografi, Musik, Jam dll	6 894 053	84 944 445	106 072 229	1 268 082 231
XIX	Senjata dan Amunisi; Bagian dan Aksesorisnya	31	8 568	377	651 206
XX	Bermacam-macam Barang Hasil Pabrik	66 502 541	699 560 362	280 146 381	2 990 567 783
XXI	Karya Seni, Barang Kolektor dan Barang Antik	175 725	3 640 073	4 767 869	79 435 323
	<b>Total Ekspor</b>	<b>55 769 041 355</b>	<b>655 397 727 514</b>	<b>14 445 086 363</b>	<b>167 496 990 568</b>

Sumber : dokumen PEB dan non PEB, diolah

Tabel 2. Ekspor Indonesia menurut kode HS 2 digit

Desember 2019

H S	Uraian golongan barang	Berat bersih (Kg)		Nilai F.O.B. ( U S \$ )	
		Bulan ini	Kumulatif	Bulan ini	Kumulatif
(1)	(2)	(3)	(4)	(5)	(6)
01	Live animals	2 680 814	31 279 363	6 008 742	66 038 048
02	Meat and edible meat offal	282 404	3 063 237	2 080 212	17 120 825
03	Fish and crustaceans, Molluscs and other aquatic invertebrates	86 328 295	752 797 536	353 500 721	3 272 024 566
04	Dairy products, bird's eggs; natural honey, edible products of animal	2 282 259	32 001 355	47 722 940	417 196 953
05	Products of animal origin, not elsewhere specified or included	1 193 224	18 302 998	1 598 953	21 916 641
06	Live trees and other plants; bulbs, roots and the like; cut flowers and ornamental foliage	920 034	8 652 699	2 137 990	17 760 946
07	Edible vegetables and certain roots and tubers	6 950 626	130 449 474	6 456 819	121 384 380
08	Edible fruits and nuts; peel of citrus fruit or melons	114 614 298	1 113 382 608	97 192 885	797 375 752
09	Coffee, tea, mate, and spices	49 307 270	557 559 594	136 325 573	1 619 812 002
10	Cereals	127 950	1 990 570	143 511	1 604 965
11	Products of the milling industry; malt, starches; inulin;wheat gluten	11 065 849	121 905 310	5 438 650	58 844 341
12	Oil seeds and oleaginous fruits; miscellaneous grains,seed, and fruits; industrial or medical plants; straw and fodder	31 402 643	413 797 534	27 450 768	324 703 472
13	Lac; gums; resins and other vegetable saps and extracts	4 461 735	67 664 176	11 185 671	160 176 876
14	Vegetable plaiting materials; vegetable products not elsewhere	380 991 053	2 912 069 237	28 848 159	204 436 128
15	Animal or vegetable fats and oils and their cleavage products; prepared edible fats; animal or vegetables waxes	3 395 259 705	33 006 245 642	2 063 179 295	17 613 454 790
16	Preparations of meat/fish/crustaceans/molluscs or other aquatic	17 134 877	187 975 458	107 456 297	1 225 736 278
17	Sugar and sugar confectionery	70 042 839	744 446 285	24 091 241	281 795 078
18	Cocoa and cocoa preparations	31 514 962	341 518 143	100 634 481	1 143 593 999
19	Preparations of cereals, flour, starch or milk; pastrycooks' products	42 774 404	483 535 893	96 729 172	1 055 642 059
20	Preparations of vegetables, fruits, nuts or other part of plants	19 443 899	251 925 534	23 045 627	258 840 915
21	Miscellaneous edible preparations	47 094 379	509 614 134	121 178 813	1 309 711 798
22	Beverages, spirit, and vinegar	28 535 414	314 241 054	14 618 115	171 162 985
23	Residues and waste from the food industries; prepared animal fodder	660 594 713	6 262 653 090	84 195 135	804 312 629
24	Tobacco and manufactured tobacco substitutes	10 838 970	138 619 067	94 497 408	1 207 845 042
25	Salts; sulphur; earths and stone; plastering materials, lime and	985 768 519	16 133 284 992	17 379 305	368 605 936
26	Ores, slag, and ash	5 391 451 117	51 961 344 597	386 357 078	3 126 445 756
27	Mineral fuels, mineral oils and products of their distillation; bituminous substances; mineral waxes	40 037 510 826	487 774 045 107	2 888 262 389	34 727 955 084
28	Inorganic chemicals; organic or inorganic compounds of precious	297 271 792	3 434 974 987	82 686 425	1 078 553 134
29	Organic chemicals	246 870 839	3 198 193 535	206 590 053	2 712 400 914
30	Pharmaceutical products	1 958 716	22 521 621	54 108 041	556 148 105
31	Fertilizers	217 621 911	2 170 795 452	54 944 658	588 462 551
32	Tanning or dyeing extracts,tannins and their derivatives;dyes, pigments and other colouring matter; paints and varnishes; putty and other mastics; ink	8 902 295	125 619 575	33 166 072	481 742 913
33	Essential oils and resinoids; perfumery, cosmetic or toilet preparatio	7 491 705	96 010 469	58 050 358	773 338 421
34	Soap, organic surfasce-active agents, washing, and lubricating	85 437 077	1 073 972 499	74 820 468	966 964 182
35	Albuminoidal substances; modified starches; glues; enzymes	1 666 299	21 230 835	4 927 461	55 803 799
36	Explosives; pyrotechnic products; matches; pyrophonic alloys; certain combustible preparations	303 788	6 075 987	359 660	8 474 731
37	Photographic and cinematographic goods	15 815	148 842	145 536	1 120 581
38	Miscellaneous chemical products	433 169 662	5 943 067 403	311 787 950	4 063 850 812
39	Plastics and articles thereof	131 168 063	1 662 173 055	189 194 488	2 448 955 821
40	Rubber and articles thereof	258 237 649	3 318 958 329	462 583 639	6 022 812 330
41	Raw hides, skins(other than furskins), and leather	697 754	4 546 322	7 559 601	84 051 841
42	Articles of leather; saddlery and harness; travel goods, handbags and similar containers; articles of animal gut (other than silk-worm gut)	2 953 893	35 860 352	59 551 490	722 182 986
43	Furskins and artificial fur; manufactures thereof	1 313	47 625	13 397	455 314
44	Wood and articles of wood; wood charcoal	426 884 676	5 133 314 021	319 446 051	3 838 174 169
45	Cork and articles of cork	1 109	209 003	1 393	269 341

Tabel 2. Ekspor Indonesia menurut kode HS 2 digit

Desember 2019

H S	Uraian golongan barang	Berat bersih (Kg)		Nilai F.O.B. ( U S \$ )	
		Bulan ini	Kumulatif	Bulan ini	Kumulatif
(1)	(2)	(3)	(4)	(5)	(6)
46	Manufactured of straw or other plaiting materials; basketware and	1 748 835	22 354 347	7 643 975	96 250 057
47	Pulp of wood or of other fibrous cellulosic material; recovered (waste and scrap) paper or paperboard	478 498 860	5 314 553 517	208 988 228	2 783 648 057
48	Paper and paperboard; articles of paper pulp or of paper/paperboard	486 859 418	5 473 031 556	346 734 903	4 371 061 996
49	Printed books, newspapers, pictures, and other products of the printing industry, manuscripts, typescripts and plans	761 577	8 684 110	2 038 808	32 454 212
50	Silk	9 428	105 574	93 969	960 439
51	Wool, fine or coarse animal hair; horse hair yarn, woven fabrics	53 175	184 330	175 405	1 044 352
52	Cotton	22 634 207	293 338 359	56 571 326	767 070 951
53	Other vegetable textile fibres; paper yarns and woven fabrics of	2 490 225	42 849 003	697 419	14 170 030
54	Man-made filaments	24 763 624	272 650 415	66 700 651	836 927 040
55	Man-made staple fibres	103 453 668	1 204 248 338	176 413 714	2 266 722 198
56	Wadding, felt, and non-wovens; special yarn; twine, cordage, ropes and cables and articles thereof	3 122 658	42 246 379	12 958 502	164 351 849
57	Carpets and other textile floor coverings	1 196 538	16 853 232	3 772 028	56 725 983
58	Special woven fabrics; tufted textile fabrics; lace; tapestries;	363 573	4 639 649	3 656 544	46 601 089
59	Impregnated, coated, covered or laminated textile fabrics; textile	2 326 765	33 712 944	10 658 893	151 085 572
60	Knitted or crocheted fabrics	1 729 435	18 830 204	9 007 694	107 190 753
61	Articles of apparel and clothing accessories, knitted or crocheted	16 561 907	224 231 581	297 121 816	3 761 509 138
62	Articles of apparel and clothing accessories, not knitted or crocheted	16 541 696	187 426 846	418 408 611	4 484 410 441
63	Other made up textile articles; sets; worn clothing and worn textile articles; rags	3 750 141	41 613 614	15 129 360	183 726 646
64	Footwear, gaiters and the like; parts of such articles	18 343 740	223 838 368	366 906 436	4 409 833 795
65	Headgear and parts thereof	336 597	4 773 263	4 948 580	60 781 864
66	Umbrellas, sun umbrellas, walking sticks, seat-sticks, whips, riding-	67 159	462 567	262 693	2 029 898
67	Prepared feathers and down and articles made of feathers or of	928 200	11 539 687	31 914 858	401 867 266
68	Articles of stone, plaster, cement, asbestos, mica or similar material	51 205 884	531 219 521	12 335 593	153 466 302
69	Ceramic products	19 245 417	307 703 952	19 800 615	295 337 611
70	Glass and glassware	42 994 832	506 682 041	22 469 447	286 540 353
71	Natural and cultured pearls, precious/semi precious stones, and precious metal, and articles thereof, imitation jewellery; coin	226 455	2 886 685	378 552 411	6 619 816 494
72	Iron and steel	572 791 406	5 785 085 334	641 012 113	7 411 777 621
73	Articles of iron and steel	37 739 910	575 088 510	99 027 928	1 244 481 961
74	Copper and articles thereof	28 485 847	313 535 509	163 942 749	1 843 868 665
75	Nickel and articles thereof	9 044 807	91 530 712	86 412 071	815 594 861
76	Aluminium and articles thereof	14 048 290	201 691 658	35 030 718	526 895 289
78	Lead and articles thereof	983 358	8 791 323	2 204 712	21 418 567
79	Zinc and articles thereof	798 382	10 535 779	1 156 484	16 129 016
80	Tin and articles thereof	6 445 725	69 297 922	110 393 882	1 282 716 955
81	Other base metal; cermets; and articles thereof	136 264	2 280 112	814 634	11 829 354
82	Tools, implements, cutlery, spoon and forks, of base metal and parts	636 117	7 342 322	6 935 082	90 499 252
83	Miscellaneous articles of base metal	2 100 110	27 892 161	8 138 013	106 437 079
84	Nuclear reactors, boilers, machinery and mechanical appliances;	49 655 782	641 397 686	452 346 089	5 431 932 244
85	Electrical machinery and equipments and parts thereof; sound	38 372 574	462 159 708	692 672 862	8 540 534 038
86	Railway and tramway locomotive, mechanical traffic, and all kinds	1 347 211	18 379 003	8 884 831	99 551 879
87	Vehicles other than railway/tramway rolling-stock, and parts and	66 605 229	944 658 063	572 119 305	8 160 498 583
88	Aircraft, spacecraft, and parts thereof	33 124	572 282	6 103 035	130 822 735
89	Ships, boat, and floating structures	14 803 421	136 591 304	25 289 829	268 421 358
90	Optical, photographic, cinematographic, measuring, checking,	2 680 205	25 317 942	55 328 842	618 399 394
91	Clocks and watches and parts thereof	22 189	245 598	2 407 594	20 678 417
92	Musical instruments; parts and accessories of such articles	4 191 660	59 380 905	48 335 793	629 004 420
93	Arms and ammunition; parts and accessories thereof	31	8 568	377	651 206

Tabel 2. Ekspor Indonesia menurut kode HS 2 digit

Desember 2019

HS	Uraian golongan barang	Berat bersih (Kg)		Nilai F.O.B. ( U S \$ )	
		Bulan ini	Kumulatif	Bulan ini	Kumulatif
(1)	(2)	(3)	(4)	(5)	(6)
94	Furnitures, bedding, mattresses, mattress supports, cushions and	54 598 251	534 484 322	212 136 998	2 064 251 094
95	Toys, games and sports requisiters; parts and accessories thereof	3 225 195	46 540 337	38 996 862	521 996 781
96	Miscellaneous manufactured articles	8 679 095	118 535 703	29 012 521	404 319 908
97	Works of arts, collectors' piece and antiques	73 543	1 721 626	435 904	5 004 694
99	Postal packages, parcels, and returned goods	102 182	1 918 447	4 331 966	74 430 629
	<b>Total Ekspor</b>	<b>55 769 041 355</b>	<b>655 397 727 514</b>	<b>14 445 086 363</b>	<b>167 496 990 568</b>

Sumber : dokumen PEB dan non PEB, diolah

<https://www.bps.go.id>

Tabel 3 : Ekspor Indonesia menurut Komoditi ( Kode HS 8 digit )

Desember 2019

Kode H S	Uraian golongan barang	Berat bersih (Kg)		Nilai F.O.B. ( U S \$ )	
		Bulan ini	Kumulatif	Bulan ini	Kumulatif
(1)	(2)	(3)	(4)	(5)	(6)
01039200	Live swine, other than breeding animals, weighing 50 kg or more	2 639 782	30 721 543	5 546 002	60 684 538
01041090	Live sheep, other than pure-bred breeding animals	7 500	21 000	37 358	97 704
01042090	Live goats, other than pure-bred breeding animals	-	15 120	-	118 941
01051110	Live breeding fowls of the species Gallus domesticus, weighing not more than 185g	2 028	11 085	29 900	171 379
01051190	Live fowls spec Gallus domesticus, weight not more than 185g, other than breeding	230	601	137 334	145 544
01059499	Fowls of the species Gallus domesticus, other than breeding fowls and fighting cocks, weight more than 2kg	10	10	1 000	1 000
01061100	Live primates	-	256	-	14 642
01061400	Live rabbits and hares	440	1 338	4 024	37 197
01061900	Mammals other than primates, marine mammals, camels, rabbit and hares	342	23 179	2 966	111 150
01062000	Live reptiles (including snakes and turtles)	28 276	478 926	154 153	4 250 795
01063200	Live psittaciformes (including parrots, parakeets, macaws and cockatoos)	283	1 381	80 721	317 227
01063900	Live birds, other than birds of prey, Psittaciformes, ostriches and emus (Dromaius novaehollandiae)	170	860	1 820	6 034
01064900	Live insects, other than bees	6	405	2 424	31 622
01069000	Live animals, other than mammals, reptiles, birds, and insects	1 746	3 659	11 041	50 276
02022000	Meat of bovine animals, cuts with bone in (excluding carcasses and half-carcasses), frozen	-	12	-	3 906
02064900	Edible offal of swine, (other than livers), frozen	-	8 000	-	2 760
02068000	Edible offal of sheep, goats, horses, asses, mules or hinnies, fresh or chilled	-	232	-	1 153
02071200	Meat and edible offal of fowls of the species Gallus domesticus, not cut in pieces, frozen	26 610	253 471	53 377	430 342
02071420	Meat and edible offal of fowls of the species Gallus domesticus, cuts and offal, Thighs frozen	-	25 095	-	85 825
02071499	Not-mechanically deboned or separated meat of fowls of the species Gallus domesticus	-	6 124	-	26 328
02085000	Meat and edible meat offal of reptiles (incl snakes and turtles), fresh, chilled or frozen	-	54 015	-	48 002
02089010	Frogs' legs fresh, chilled or frozen	251 058	1 940 745	1 999 060	14 521 529
02089090	Meat&edible meat offal of animals oth thn rabbits/hares,primates,marine mammals,reptiles,&camels, fresh,chilled/frozen	-	44 027	-	365 475
02101990	Meat of swine, salted, in brine, dried or smoked other than hams, shoulders bone in, bellies, bacon or boneless hams	-	2 531	-	17 826
02102000	Meat of bovine animals, salted, in brine, dried or smoked	1	2	2	3
02109300	Meat & edible offal, incl edible flours, of reptiles (including snakes and turtles)	3 225	714 932	20 269	1 563 093
02109990	Meat&edible meat offal, salted, in brine, dried/smoked; edible flours&meals of meat/meat offal, n.e.c in heading 0210	1 510	14 051	7 505	54 581
03011111	Botia (Chromobotia macracanthus), fry	706	3 455	25 584	117 480
03011119	Live freshwater ornamental fish, fry, other than Botia	1 857	38 181	35 549	667 264
03011191	Koi carp (Cyprinus carpio)	-	1 369	-	14 750
03011192	Goldfish (Carassius auratus)	100	3 041	2 243	49 961
03011193	Siamese fighting fish (Beta splendens)	561	5 371	4 468	68 245
03011194	Oscars (Astonotus ocellatus)	23	662	251	6 647
03011195	Arowanas (Scleropages formosus)	5 604	53 175	1 065 072	7 670 938
03011196	Arowanas Jardini (Scleropages jardini)	-	1 581	-	132 659
03011199	Live ornamental freshwater fish other than koi carp, goldfish, Beta splendens, oscars, and arowanas	53 121	842 050	1 033 133	16 494 751
03011910	Live marine ornamental fish, fry	939	28 291	29 181	576 183
03011991	Banggai cardinal fish (Pterapogon kauderni), live	198	2 012	6 830	55 240
03011992	Napoleon wrasse (Cheilinus undulatus), live	462	7 095	24 900	308 899
03011999	Live marine ornamental fish, other than fry	39 546	496 496	521 767	6 944 974
03019200	Live eels (Anguilla spp)	166 760	2 406 621	187 475	3 845 099

Tabel 3 : Ekspor Indonesia menurut Komoditi ( Kode HS 8 digit )

Desember 2019

Kode H S	Uraian golongan barang	Berat bersih (Kg)		Nilai F.O.B. ( U S \$ )	
		Bulan ini	Kumulatif	Bulan ini	Kumulatif
(1)	(2)	(3)	(4)	(5)	(6)
03019310	Live carp (family of Cyprinidae), breeding other than fry	-	1 066	-	2 282
03019390	Live carp (family of Cyprinidae), other than breeding	-	432	-	742
03019911	Live fry fish, Milkfish and Grouper, breeding	28 054	509 278	208 709	7 282 789
03019919	Live fry fish, Milkfish and Grouper, other than breeding	14 947	290 926	35 773	1 104 242
03019921	Live fry fish, other than Milkfish and Grouper, breeding	-	40	-	4 310
03019929	Live fry fish, other than Milkfish and Grouper, other than breeding	293	2 393	5 037	24 383
03019949	Live freshwater fish, other than ornamental, other tilapias and carp	9 282	152 175	65 418	993 474
03019951	Milkfish, breeding	-	13 844	-	23 958
03019952	Live Grouper	205 572	2 291 366	2 202 412	21 452 661
03019959	Live marine fish other than milkfish (breeding), grouper, trout, eels, carp, bluefins tunas	56 113	504 732	291 154	2 854 569
03019990	Live fish, nec in heading 0301	88	1 614	107	41 110
03021100	Trout (Salmo trutta, Oncorhynchus (mykiss, clarki, aguabonita, gilae, apache, chrysogaster), fresh/chilled, excl fish fillets	-	320	-	1 120
03021900	Fresh/chilled salmonidae o.t trout, pacific/atlantic/danube salmon, excl edible fish offal of subheadings 030291-030299	-	239 853	-	429 637
03022100	Halibut (Reinhardtius hipp, Hippoglossus hipp, Hipp stenolepis) fresh or chilled, excl fish fillets	85	13 735	261	34 708
03022400	Turbots (Psetta maxima) fresh or chilled, excl fish fillets	-	7	-	102
03022900	Fresh or chilled flat fish other than halibut, plaice, sole, and tubots, excl edible fish offal of subhead 030291-030299	17 744	74 769	37 041	154 031
03023100	Albacore or longfinned tunas (Thunnus alalunga), fresh or chilled, excl fish fillets	-	7	-	7
03023200	Yellowfin tunas (Thunnus albacares), fresh or chilled, excl fish fillets	323 913	1 890 013	1 593 047	9 062 479
03023300	Skipjack or stripe-bellied bonito, fresh or chilled, excl fish fillets	-	3 000	-	2 484
03023400	Bigeye tunas (Thunnus obesus) fresh or chilled, excl fish fillets	89 605	661 599	636 554	4 763 709
03023600	Southern bluefin tunas (Thunnus maccoyii), fresh or chilled, excl fish fillets	888	12 484	6 793	95 139
03023900	Fresh/chilled Tunas excl 030291-030299, o.t albacore, longfinned/yellowfin/bigeye/atlantic& pacific& southern bluefin tunas	-	14 422	-	70 417
03024200	Anchovies (Engraulis spp), fresh/chilled, excl fillets, edible fish offal of subhead 0302.91-99	-	129 443	-	317 682
03024300	Sardines, sardinella, brisling/sprats, fresh/chilled, excl fillets, edible fish offal of subhead 0302.91-99	-	234	-	1 905
03024600	Cobia (Rachycentron canadum), fresh/chilled, excl fillets, edible fish offal of subhead 0302.91-99	-	390	-	1 167
03024700	Swordfish (Xiphias gladius), fresh/chilled, excl fillets, edible fish offal of subhead 0302.91-99	2 149	17 368	22 907	204 711
03024900	Indian mckri, seerfish, jack, crevalle, silv pomfret, P. saury, scad, capelin, Kawa2, bonito, marlin, sailfish, spearfish, fresh/chill	544 414	4 859 330	1 948 571	15 198 213
03025900	Fish of fam Bregmacerotidae, Euclichthyidae, Macrouridae, Moridae & Muraeno lepididae, fresh/chilled o.t. HS 03025100-03025600	-	382	-	1 085
03027100	Tilapias (Oreochromis spp), fresh/chilled, excl fish fillets	-	4 029	-	4 277
03027290	Catfish (Silurus spp., Clarias spp., Ictalurus spp.), fresh/chilled, excl subhead 030291-030299, o.t yellowtail catfish	-	273	-	2 881
03027300	Carp (as specified by the WCO), fresh/chilled, excl fish fillets	504	6 047	1 882	35 197
03027400	Eels (Anguilla spp), fresh or chilled, excl fish fillets	8 289	12 936	13 080	27 600

Tabel 3 : Ekspor Indonesia menurut Komoditi ( Kode HS 8 digit )

Desember 2019

Kode H S	Uraian golongan barang	Berat bersih (Kg)		Nilai F.O.B. ( U S \$ )	
		Bulan ini	Kumulatif	Bulan ini	Kumulatif
		(1)	(2)	(3)	(4)
03027900	Nile perch and snakeheads, fresh or chilled, excl fish fillets and edible fish offal of subheadings 0302.91 to 0302.99	-	240	-	659
03028100	Dogfish and other sharks, excl edible fish offal of subheadings 0302.91 to 0302.99	-	1 597	-	2 236
03028200	Rays and skates (Rajidae), excl edible fish offal of subheadings 0302.91 to 0302.99	102 268	1 259 615	196 177	2 363 152
03028400	Seabass (Dicentrarchus spp), excl edible fish offal of subheadings 0302.91 to 0302.99	1 518	5 369	4 473	17 263
03028500	Seabream (Sparidae), excl edible fish offal of subheadings 0302.91 to 0302.99	2 880	4 980	5 730	9 930
03028911	Grouper, fresh or chilled, excluding edible fish offal	471 396	4 116 222	2 068 925	16 853 069
03028914	Fresh or chilled, excl edible fish offal of Savalai hairtails, Belanger's croakers, Reeve's croakers, bigeye croakersetc	141 711	1 081 149	335 807	2 543 847
03028916	Torpedo scads, spotted sicklefish and great barracudas, fresh or chilled, excluding edible fish offal	59 600	59 600	59 753	59 753
03028917	Black pomfrets (Parastromatus niger), fresh or chilled, excluding edible fish offal	120 170	1 517 789	252 758	3 833 454
03028918	Mangrove red snappers (Lutjanus argentimaculatus), fresh or chilled, excluding edible fish offal	132 683	1 413 775	412 357	4 096 255
03028919	Marine fish, nec in heading 0302, fresh/chilled, exclude fillets, fish meat of 0304&edible fish offal of 030291-030299	3 009 494	34 076 907	4 915 593	58 880 980
03028926	Indian threadfins (Polynemus indicus) and silver grunts (pomadasys argenteus), fresh or chilled, excl edible fish offal	3 000	3 000	5 069	5 069
03028928	Wallago (Wallago attu) and giant river-catfish (Sperata seenghala), fresh or chilled, excl edible fish offal	-	700	-	471
03028929	Freshwater fish nec in head 0302, fresh/chilled, excl fish fillets&meat heading 03.04&edible offal subhead 0302.91-0302.99	150 059	2 309 120	314 548	5 901 198
03029100	Livers, roes and milt, fresh or chilled	-	18 605	-	12 194
03029900	Heads, tails, maws, fresh or chilled, and other edible fish offal, fresh or chilled	-	35 063	-	36 382
03031300	Atlantic salmon (Salmo salar) and Danube salmon (Hucho hucho), frozen, excluding fish fillets	-	6 174	-	73 025
03031900	Salmonidae other than sockeye/other pacific/atlantic salmon, danube salmon&trout, frozen, excl subhead 0303.91-0303.99	-	27 042	-	40 937
03032300	Tilapias (Oreochromis spp), frozen, excl fillets	81 440	647 688	199 605	1 353 313
03032400	Catfish (Pangasius spp, Silurus spp, Clarias spp, Ictalurus spp) frozen, excl fillets	427 572	3 324 035	614 396	5 420 220
03032500	Carp frozen, excl fillets, fish meat of 0304, and edible fish offal of subheadings 030391 to 030399	350	4 857	1 050	12 207
03032600	Eels (Anguilla spp), frozen, excl fillets	1 133 534	7 763 434	1 624 006	11 595 950
03032900	Nile perch,snakeheads (Channa spp) frozen, excl fillets, fish meat of 0304, & edible fish offal of 030391 to 030399	-	29 054	-	43 355
03033100	Halibut (Reinhardtius hippoglossoides, Hippoglossus hippoglossus, Hippoglossus stenolepis) frozen, excl fillets	9 723	257 175	11 618	348 725
03033300	Sole (Solea spp), frozen, excluding fish fillets	22 290	46 796	36 777	70 565
03033900	Flat fish other than halibut, plaice, sole, turbot, frozen, excl edible offal of subhead 0303.91-0303.99	-	5 026	-	5 078
03034100	Albacore or longfinned tunas (Thunnus alalunga), frozen, excluding fish fillets	71 072	1 248 891	228 593	4 267 333
03034200	Yellowfin tunas (Thunnus albacares), frozen, excluding fish fillets	998 447	9 861 097	2 748 858	31 743 181
03034300	Skipjack or stripe-bellied bonito, frozen, excluding fish fillets	4 904 700	45 171 785	6 023 349	59 647 061
03034400	Bigeye tunas (Thunnus obesus), frozen, excluding fish fillets	31 760	1 172 943	49 263	2 785 203



Tabel 3 : Ekspor Indonesia menurut Komoditi ( Kode HS 8 digit )

Desember 2019

Kode H S	Uraian golongan barang	Berat bersih (Kg)		Nilai F.O.B. ( U S \$ )	
		Bulan ini	Kumulatif	Bulan ini	Kumulatif
(1)	(2)	(3)	(4)	(5)	(6)
03034600	Southern bluefin tunas ( <i>Thunnus maccoyii</i> ), frozen, excluding fish fillets	-	220	-	1 487
03034900	Tunas (genus <i>Thunnus</i> ), o.t albacore/longfinned/yellowfin/bigeye/atlantic&pacific bluefin/southern bluefin tunas, frozen	539 263	4 396 856	804 047	6 596 133
03035100	Herrings ( <i>Clupea harengus</i> , <i>Clupea pallasii</i> ), frozen, excluding fish fillets	-	1 672	-	1 969
03035300	Sardines, sardinella ( <i>Sardinella</i> spp), brisling or sprats, frozen, excl fillets, edible fish offal of subhead 0303.91-99	62 827	485 967	66 312	410 826
03035410	Mackerel ( <i>Scomber scombrus</i> , <i>Scomber australasicus</i> ), frozen, excl fillets, edible fish offal of subhead 0303.91-99	229 424	792 739	727 320	1 975 427
03035420	Pacific mackerel ( <i>Scomber japonicus</i> ), frozen, excl fillets, edible fish offal of subheadings 0303.91 to 0303.99	4 237	24 815	6 593	37 245
03035500	Jack and horse mackerel ( <i>Trachurus</i> spp), frozen, excl fillets, edible fish offal of subheadings 0303.91 to 0303.99	-	15 852	-	10 606
03035600	Cobia ( <i>Rachycentron canadum</i> ), frozen, excl fillets, edible fish offal of subheadings 0303.91 to 0303.99	14 016	257 167	22 779	465 374
03035700	Swordfish ( <i>Xiphias gladius</i> ), frozen, excl fillets, edible fish offal of subheadings 0303.91 to 0303.99	99 959	1 365 485	467 625	7 523 155
03035910	Indian mackerels, Island mackerels, frozen, excl fillets, edible fish offal of subheadings 0303.91 to 0303.99	3 062 041	3 637 618	5 155 901	6 420 303
03035920	Silver pomfrets ( <i>Pampus</i> spp), frozen, excl fillets, edible fish offal of subheadings 0303.91 to 0303.99	258 046	1 276 723	809 236	4 029 987
03035990	Seerfish, anchovies, crevalle, Pacific saury, scad, capelin, Kawakawa, bonito, marlin, sailfish, spearfish, frozen	3 037 773	15 564 663	7 556 049	38 774 962
03036900	Fish of families Bregmacerotidae, Euclichthyidae, Macrouridae, Moridae & Muraenolepididae, frozen, excl subhead 0303.91-0303.99	-	14 000	-	41 762
03038100	Dogfish & other sharks, frozen, excl. edible fish offal of subheadings 0303.91-99	599 805	5 761 221	754 248	7 407 060
03038200	Rays and skates ( <i>Rajidae</i> ), frozen, excl. edible fish offal of subheadings 0303.91-99	57 020	557 179	142 101	1 349 158
03038400	Seabass ( <i>Dicentrarchus</i> spp), frozen, excl. edible fish offal of subheadings 0303.91-99	-	20 698	-	36 588
03038911	Grouper, frozen, excl. edible fish offal of subheadings 0303.91-99	196 563	1 284 403	457 217	4 064 321
03038913	Bluntnose lizardfish, frozen, excl. edible fish offal of subheadings 0303.91-99	199 292	2 072 517	181 006	1 928 064
03038914	Savalai hairtails, belanger's, reeve's & bigeye, frozen, excl. edible fish offal of subheadings 0303.91-99	4 084 122	22 406 597	7 959 325	40 554 241
03038916	Torpedo scads, spotted sicklefish, frozen, excl. edible fish offal of subheadings 0303.91-99	3 465	39 145	6 930	76 431
03038917	Black pomfrets, frozen, excl. edible fish offal of subheadings 0303.91-99	775 624	3 913 951	1 549 230	8 181 849
03038918	Mangrove red snappers ( <i>lutjanus</i> ), frozen, excl. edible fish offal of subheadings 0303.91-99	311 642	2 876 364	729 728	7 577 178
03038919	Marine fish nec in heading 0303, excluding fish fillets and other fish meat of heading 03.04, frozen	9 391 512	89 290 449	14 522 720	136 498 868
03038922	Swamp barb, frozen, excl. edible fish offal of subheadings 0303.91-99	-	32 908	-	40 048
03038926	Indian threadfins & silver grunts, frozen, excl. edible fish offal of subheadings 0303.91-99	26 747	172 216	35 604	210 452
03038927	Hilsa shad ( <i>tenualosa illisha</i> ), frozen, excl. edible fish offal of subheadings 0303.91-99	-	8 500	-	16 150
03038929	Freshwater fish, nec in heading 0303, frozen, excluding fish fillets and other fish meat of heading 03.04.	1 155 707	17 657 682	1 546 260	23 015 504

Tabel 3 : Ekspor Indonesia menurut Komoditi ( Kode HS 8 digit )

Desember 2019

Kode H S	Uraian golongan barang	Berat bersih (Kg)		Nilai F.O.B. ( U S \$ )	
		Bulan ini	Kumulatif	Bulan ini	Kumulatif
(1)	(2)	(3)	(4)	(5)	(6)
03039100	Livers, roes and milt of fish, frozen	119 504	1 365 694	1 077 446	10 465 447
03039200	Shark fins, frozen	49 902	474 641	413 202	1 717 621
03039900	Heads, tails, maws of fish and other edible fish offal	29 898	346 597	57 073	540 410
03043100	Fresh or chilled fillets of tilapias (Oreochromis spp.)	2 502	34 608	20 265	266 808
03043200	Fresh or chilled fillets of Catfish	-	140	-	196
03043900	Fresh or chilled fillets of Carp, eels and snakeheads fillets	227	198 689	624	554 472
03044300	Fresh/chilled fillets of Flat fish(Pleuronectidae, Bothidae, Cynoglossidae, Soleidae, etc)	-	2 385	-	4 770
03044500	Fresh or chilled fillets of swordfish (Xiphias gladius)	3 403	108 216	24 665	656 942
03044800	Fresh or chilled fillets of rays and skates (Rajidae)	-	23	-	8
03044900	Fresh or chilled fillets of oth fish subheading 030441 - 030449	472 900	3 112 535	4 700 372	31 391 638
03045100	Fish meat,whether/not minced, other than fillets; fresh/chilled, tilapias, catfish,carp, eels,Nile perch& snakeheads	-	70	-	194
03045900	Fish meat, whether/not minced, other than fillets; fresh or chilled, other than HS 0304.51.00-0304.57.00	-	205 237	-	696 102
03046100	Frozen fillets of Tilapias (Oreochromis spp)	1 067 117	11 346 561	6 444 647	65 339 384
03046200	Frozen fillets of Catfish (Pangasius spp, Silurus spp, Clarias spp, Ictalurus spp)	-	140 440	-	278 165
03046900	Frozen fillets of carp, eels & snakeheads	18 334	256 530	35 177	2 444 177
03047100	Frozen fillets of Cod (Gadus morhua, Gadus ogac, Gadus macrocephalus)	-	5	-	20
03047500	Frozen fillets of Alaska Pollack (Theragra chalcogramma)	1	16 026	1	80 841
03048100	Frozen fillet of Pacific salmon (Oncorhynchus sp) Atlantic salmon (Salmo salar) and Danube salmon (Hucho hucho)	35 540	302 310	177 077	1 626 922
03048200	Frozen fillet of Trout (Salmo trutta, O mykiss, O clarki, O aguabonita, O gilae, O apache and Oncorhynchus chrysogaster)	10 149	289 607	118 664	3 314 349
03048300	Frozen fillet of Flat fish (Pleuronectidae, Bothidae, Cynoglossidae, Soleidae, Scophthalmidae and Citharidae)	-	5	-	5
03048400	Frozen fillet of Swordfish (Xiphias gladius)	87 782	1 340 071	639 515	9 562 015
03048700	Frozen fillet of Tunas (of the genus Thunnus), skipjack or stripe-bellied bonito (Euthynnus (Katsuwonus) pelamis)	2 509 543	24 094 887	23 586 139	217 453 317
03048800	Frozen fillet of Dogfish, other sharks, rays and skates (Rajidae)	-	50 536	-	115 052
03048900	Frozen fillet of fish other than HS 0304.61.00-0304.89.00	2 052 187	19 823 631	12 770 306	123 260 592
03049300	Tilapias, Catfish, Carp, Eels, Nile perch & snakeheads meat (whether or not minced), other than fillets, frozen	59 624	194 922	115 873	419 273
03049600	Dogfish and other sharks meat (whether or not minced), other than fillets, frozen	-	36 297	-	38 162
03049900	Fish Meat(won minced),o.t swordfish,Toothfish,Tilapia,Catfish,Carp,Eel,Nile perch&snakehead,Gadiforme,shark&Rajidae,froz	3 654 099	35 172 598	8 717 798	82 676 537
03051000	Flours, meals and pellets of fish	291	1 753	3 392	92 334
03052090	Livers, roes and milt of water marine fish, dried, smoked, salted or in brine	99 316	2 800 671	2 956 233	34 202 907
03053100	Fillets of tilapia,catfish,carp, eels, nile perch & snakehead,dried,salted,or in brine but not smoked	400	4 495	1 018	1 129
03053991	Fillets of freshwater fish, dried, salted,or in brine, but not smoked, other than HS 0305.31.00-0305.39.20	-	21 358	-	33 912
03053992	Fillets of oth marine fish, dried, salted,or in brine, but not smoked	180 465	638 444	309 348	1 241 376
03053999	Fillets of fish other than freshwater or marine fish, dried, salted, or in brine, but not smoked	24 181	186 467	28 337	438 175
03054100	Smoked fish of Pacific salmon, Atlantic salmon & Danube salmon, incl fillets, other than edible fish offal	0	0	44	79

Tabel 3 : Ekspor Indonesia menurut Komoditi ( Kode HS 8 digit )

Desember 2019

Kode H S	Uraian golongan barang	Berat bersih (Kg)		Nilai F.O.B. ( U S \$ )	
		Bulan ini	Kumulatif	Bulan ini	Kumulatif
(1)	(2)	(3)	(4)	(5)	(6)
03054900	Smoked fish other than Tilapia,Catfish,Carp,Eel,Nile perch&snakehead,Trout,Herring,Salmon Pacific/Atlantic/Danube	205 226	2 897 256	1 512 278	17 851 410
03055400	Dried fish of Herrings, anchovies, sardines, brisling, mackerel, etc ot edible fish offal, won salted but not smoked	-	11 493	-	42 621
03055921	Dried fish of Anchovies, other than edible fish offal, whether or not salted but not smoked	48 690	1 133 913	359 492	8 572 484
03055929	Dried of marine fish, other than edible fish offal, whether or not salted but not smoked, other than anchovies	161 432	1 447 836	235 282	2 923 126
03055990	Dried of freshwater fish, other than edible fish offal, whether or not salted but not smoked	228 342	1 750 592	401 584	3 364 383
03056300	Anchovies (Engraulis spp) salted but not dried/smoked & fish in brine, ot edible fish offal	57 943	535 398	377 517	4 743 080
03056910	Marine fish, salted but not dried/smoked & fish in brine, ot edible fish offal, other than herring, cods, anchovies	-	31 078	-	14 811
03056990	Freshwater fish, salted but not dried/smoked & fish in brine,other than Tilapias,catfish,Carp,eels,Nile perch,snakeheads	16 500	86 798	9 150	113 614
03057100	Shark fins, salted but not dried or smoked and fish in brine	36 481	343 343	1 440 845	10 128 718
03057211	Fish maws of cod, salted but not dried or smoked and fish in brine	2 783	39 546	56 789	459 375
03057219	Fish maws of other than cods, salted but not dried or smoked and fish in brine	18 506	278 343	397 626	5 960 064
03057299	Fish heads and tails of fish other than cods, salted but not dried/smoked & fish in brine	-	27 874	-	93 358
03057990	Edible fish offal of other than Cod, salted or in brine, smoked whether/not cooked before or during the smoking process	35 884	411 815	46 433	2 658 107
03061110	Rock lobster & oth sea crawfish (Palinurus spp, Panulirus spp, Jasus spp), smoked, frozen,	-	13 409	-	201 280
03061190	Rock lobster & oth sea crawfish (Palinurus spp, Panulirus spp, Jasus spp), not smoked, frozen	42 347	181 869	503 618	1 636 380
03061210	Lobsters (Homarus spp), frozen and smoked	-	17 040	-	209 356
03061290	Lobsters (Homarus spp), frozen, not smoked	16 476	72 189	78 282	669 875
03061410	Soft shell crabs, frozen	-	329 033	-	658 599
03061490	Frozen crabs, other than softshell crabs	160 121	1 564 728	3 389 091	26 941 640
03061600	Cold-water shrimps and prawns (Pandalus spp, Crangon crangon), frozen	65 136	390 157	574 232	3 835 488
03061711	Giant tiger prawns (Penaeus monodon) headless, frozen	1 379 350	15 135 799	14 644 471	162 937 875
03061719	Giant tiger prawns (Penaeus monodon) with head, frozen	652 208	9 104 291	7 797 341	101 797 917
03061721	Whiteleg shrimps (Litopenaeus vannamei), headless, with tail frozen	1 125 129	15 802 062	9 788 320	128 532 406
03061722	Whiteleg shrimps (Litopenaeus vannamei), headless, without tail frozen	1 215 492	15 699 257	9 068 750	114 252 064
03061729	Whiteleg shrimps (Litopenaeus vannamei), with head and tail, frozen	7 469 205	73 709 300	61 897 588	592 768 148
03061790	Frozen shrimps and prawns, other than Giant tiger prawns, Whiteleg shrimp, Giant river prawns	1 915 936	19 700 901	15 662 523	168 962 627
03061900	Frozen crustaceans,other than subheading 0306.11-0306.17, including flours,meals&pellets, fit for human consumption	22 912	542 649	202 499	5 164 694
03063110	Rock lobster and other sea crawfish (Palinurus spp, Panulirus spp, Jasus spp) breeding	-	272	-	1 904
03063120	Rock lobster and other sea crawfish (Palinurus spp, Panulirus spp, Jasus spp) other than breeding, live	180 183	1 260 387	4 386 489	29 837 136
03063130	Rock lobster and other sea crawfish (Palinurus spp, Panulirus spp, Jasus spp) other than breeding, fresh or chilled	493	14 324	4 390	130 272

Tabel 3 : Ekspor Indonesia menurut Komoditi ( Kode HS 8 digit )

Desember 2019

Kode H S	Uraian golongan barang	Berat bersih (Kg)		Nilai F.O.B. ( U S \$ )	
		Bulan ini	Kumulatif	Bulan ini	Kumulatif
(1)	(2)	(3)	(4)	(5)	(6)
03063220	Lobsters (Homarus spp), other than breeding, live	5 745	41 541	36 062	308 623
03063230	Lobsters (Homarus spp), other than breeding, fresh or chilled	-	144	-	3 578
03063300	Crabs, live, fresh or chilled	729 334	8 300 788	3 481 592	44 878 910
03063520	Cold-water shrimps and prawns (Pandalus spp, Crangon crangon), other than breeding, live	315	2 740	7 866	53 836
03063530	Cold-water shrimps and prawns (Pandalus spp, Crangon crangon), other than breeding, fresh or chilled	136 586	1 488 617	205 856	2 706 828
03063611	Giant tiger prawns (Penaeus monodon), breeding	7 932	84 883	23 916	202 394
03063612	Whiteleg shrimps (Litopenaeus vannamei), breeding	1 510	8 505	8 614	29 445
03063619	Shrimps and prawns, breeding, other than giant tiger prawns, whiteleg shrimps, giant river prawns	5 948	74 779	37 825	1 028 093
03063622	Whiteleg shrimps (Litopenaeus vannamei), live	-	140	-	171 441
03063623	Giant river prawns (Macrobrachium rosenbergii), live	-	3	-	72
03063629	Shrimps and prawns, live, other than breeding, other than giant tiger prawns, whiteleg shrimps, giant river prawns	190 102	1 488 076	2 530 017	16 108 240
03063631	Giant tiger prawns (Penaeus monodon), fresh or chilled	307	100 754	1 425	678 160
03063632	Whiteleg shrimps (Litopenaeus vannamei), fresh or chilled	24 468	436 448	129 052	2 527 560
03063639	Shrimps and prawns, fresh or chilled, other than giant tiger prawns, whiteleg shrimps, giant river prawns	272 308	2 562 269	564 911	4 684 751
03063910	Crustaceans, live, other than subheading 0306.31-0306.36	5	7 509	88	49 955
03063920	Crustaceans, fresh or chilled, other than subheading 0306.31-0306.36	3 798	97 296	6 156	213 133
03063930	Flours, meals and pellets of crustaceans, fit for human consumption	-	3 000	-	5 670
03069139	Rock lobster&oth sea crawfish(Palinurus,Panulirus sp,Jasus sp)oth thn smoked,not in airtight containers for retail sale	6 170	8 270	99 836	139 296
03069329	Crabs other than smoked, in airtight containers for retail sale	42 556	505 402	921 977	11 145 982
03069330	Crabs not in airtight containers for retail sale	10 700	341 813	16 976	4 187 489
03069529	Shrimps and prawns (other than in shell, cooked by steaming/boiling in water),in airtight containers for retail sale	16 300	333 633	23 740	1 203 376
03069530	Shrimps and prawns, not in airtight containers for retail sale	31 615	140 581	62 699	153 877
03069921	Crustaceans o.t 0306.91-0306.95,incl flour,meals&pellets for human consumption,smoked,in airtight containers for retail	-	2 180	-	25 039
03071110	Oysters, live	46	152	845	1 445
03071120	Oysters, Fresh or chilled	24 100	134 696	46 792	247 205
03071930	Oysters, smoked	-	0	-	40
03072110	Scallops, including queen scallops, of the genera Pecten, Chlamys or Placopecten, live	194	16 507	939	18 703
03072120	Scallops, including queen scallops, of the genera Pecten, Chlamys or Placopecten, fresh or chilled	99 061	883 417	64 104	479 604
03072200	Scallops, including queen scallops, of the genera Pecten, Chlamys or Placopecten, frozen	51 919	608 232	61 519	981 876
03072930	Scallops, including queen scallops, of the genera Pecten, Chlamys or Placopecten, dried, salted or in brine	20 875	20 895	11 690	11 730
03073200	Mussels (Mytilus spp, Perna spp), frozen	9 936	77 732	17 387	163 751
03074211	Cuttle fish (Sepia officinalis, Rossia macrosoma, Sepiola spp) and squid (Ommastrephes spp, Loligo spp, etc), live	1 200	5 222	600	643
03074221	Cuttle fish (Sepia officinalis, Rossia macrosoma, Sepiola spp), squid (Ommastrephes spp, Loligo spp,etc), fresh/chilled	16 296	97 708	22 143	139 096

Tabel 3 : Ekspor Indonesia menurut Komoditi ( Kode HS 8 digit )

		Desember 2019			
Kode H S	Uraian golongan barang	Berat bersih (Kg)		Nilai F.O.B. ( U S \$ )	
		Bulan ini	Kumulatif	Bulan ini	Kumulatif
(1)	(2)	(3)	(4)	(5)	(6)
03074229	Cuttle fish&squid o.t Sepia officinalis,Rossia macrosoma,Sepiola,Omastrephes,Loligo,Nototodarus,Sepioteuthis,fresh/chill	7 350	41 390	7 086	39 918
03074310	Cuttle fish (Sepia officinalis, Rossia macrosoma, Sepiola spp), squid (Ommastrephes spp, Loligo spp,etc), frozen	14 475 364	108 056 529	57 996 189	389 542 532
03074390	Cuttle fish&squid o.t Sepia officinalis,Rossia macrosoma,Sepiola,Omastrephes,Loligo,Nototodarus,Sepioteuthis, frozen	1 512 821	12 554 516	4 786 625	43 691 434
03074921	Cuttle fish (Sepia officinalis, Rossia macrosoma, Sepiola spp), squid (Ommastrephes spp, etc), dried, salted/in brine	55 175	1 502 356	305 116	6 738 407
03074929	Cuttle fish and squid other than HS 0307.49.21, dried, salted or in brine	-	17 230	-	38 416
03075110	Octopus (Octopus spp), live	26	46	103	572
03075120	Octopus (Octopus spp), fresh or chilled	8	8	25	25
03075200	Octopus (Octopus spp), Frozen	2 065 062	20 102 029	8 237 456	103 570 267
03075930	Octopus (Octopus spp), smoked	-	2 600	-	20 180
03076010	Snails, other than sea snails, live	29 912	321 731	100 699	1 059 938
03076020	Snails, other than sea snails, fresh, chilled or frozen	70 146	912 903	21 175	1 788 471
03077110	Clams, cockles & ark shells, live	1 217 826	6 529 755	703 978	5 307 059
03077120	Clams, cockles & ark shells, fresh/chilled	2 733	293 595	46 914	306 960
03077200	Clams, cockles & ark shells, frozen	166 468	2 694 802	172 986	3 129 285
03077930	Clams, cockles & ark shells, dried, salted or in brine	2 158	29 158	2 158	23 758
03078110	Abalone (Haliotis spp) and stromboid conchs (Strombus spp), live	-	60	-	120
03078210	Stromboid conchs (Strombus spp), live	32 522	483 934	114 305	1 677 857
03078220	Stromboid conchs (Strombus spp), fresh/chilled	60	60	180	180
03078300	Frozen abalone (Haliotis spp)	-	262 428	-	143 950
03078400	Frozen stromboid conchs (Strombus spp)	15 376	129 235	12 016	187 807
03078710	Abalone (haliotis spp), dried, salted or in brine	1 325	15 294	4 601	73 930
03079110	Molluscs, other than 0307.11 - 0307.88, live	68 847	604 669	113 976	1 093 602
03079120	Molluscs, other than 0307.11 - 0307.88, fresh/chilled	18 240	155 680	17 585	150 359
03079200	Molluscs, other than 0307.11 - 0307.88, frozen	50 751	522 291	75 342	840 256
03079930	Molluscs, other than 0307.11 - 0307.88, dried, salted or in brine	200	13 817	1 600	25 039
03081110	Sea cucumbers (stichopus japonicus, holothuroidea), live	-	68	-	569
03081120	Sea cucumbers (stichopus japonicus, holothuroidea), fresh or chilled	-	5 683	-	41 086
03081200	Sea cucumbers (stichopus japonicus, holothuroidea), frozen	18 660	46 138	113 200	232 933
03081920	Sea cucumbers (stichopus japonicus, holothuroidea), dried, salted or in brine	177 111	1 391 825	1 847 208	14 229 399
03082110	Sea urchins (strongylocentrotus spp,paracentrotus lividus,loxechinus albus,echinus esculentus),live	477	2 827	3 023	24 072
03082120	Sea urchins (strongylocentrotus spp,paracentrotus lividus,loxechinus albus,echinus esculentus),fresh or chilled	1	6	85	381
03082920	Sea urchins (strongylocentrotus spp,paracentrotus lividus,loxechinus albus,echinus esculentus),dried,salted/in brine	0	1	0	319
03083010	Jellyfish (rhopilema spp), live	-	40	-	895
03083040	Jellyfish (rhopilema spp), dried, salted or in brine	1 529 804	8 026 915	1 734 576	9 810 826
03089010	Aquatic invertebrates, other than crustaceans&molluscs, other than sea cucumbers, sea urchins, jellyfish, live	9 667	80 080	48 418	660 624
03089030	Aquatic invertebrates, other than crustaceans&molluscs, other than sea cucumbers, sea urchins, jellyfish, frozen	4	5 777	0	21 247

Tabel 3 : Ekspor Indonesia menurut Komoditi ( Kode HS 8 digit )

Desember 2019

Kode H S	Uraian golongan barang	Berat bersih (Kg)		Nilai F.O.B. ( U S \$ )	
		Bulan ini	Kumulatif	Bulan ini	Kumulatif
		(1)	(2)	(3)	(4)
03089040	Aquatic invertebrates,o.t crustaceans&molluscs,other than sea cucumbers,sea urchins,jellyfish, dried, salted or in brine	171	8 482	3 530	62 145
03089090	Flours, meals and pellets of aquatic invertebrates oth than crustaceans and molluscs, fit for human consumption	-	15 012	-	150 387
04011010	Milk&cream,not concentrated nor containing added sugar/oth sweetening matter,fat content,weight<=1%, In liquid form	53 927	564 905	37 095	397 569
04011090	Milk&cream,not concentrated nor containing added sugar/oth sweetening matter,fat content,weight<=1%, not in liquid form	660	14 040	3 701	28 874
04012010	Milk&cream,not concentrated nor containing added sugar/oth sweetening matter,fat content, 1%<weight<=6%,in liquid form	379 146	4 776 123	304 602	3 834 386
04012090	Milk&cream,not concentrated nor containing added sugar/oth sweeten matter,fat content,1%<weight<=6%,not in liquid form	4 268	17 972	5 242	20 649
04014010	Milk&cream,not concentrated nor containing added sugar/oth sweetener,fat content,6%<weight<=10%,milk in liquid form	130 037	613 995	154 580	702 384
04014020	Milk&cream,not concentrated nor containing added sugar/oth sweetener,fat content,6%<weight<=10%,milk in frozen form	-	812	-	763
04014090	Milk&cream,not concentrated nor contain added sugar/oth sweetener,fat content,6<weight<=10%,not in liquid/frozen form	13 458	348 390	104 574	1 720 282
04015010	Milk&cream,not concentrated nor containing added sugar/oth sweetening matter,fat content,weight>10%, In liquid form	654	45 091	1 466	68 871
04015090	Milk&cream,not concentrated nor containing added sugar/oth sweetening matter,fat content,weight>10%,not in liquid form	82	7 933	89	6 163
04021041	Milk/cream,in powder, granules/oth solid forms, fat <=1.5 %, not cont added sugar,oth sweetening,in containers,w >=20 kg	5	881	10	2 797
04021042	Milk/cream,in powder, granules/oth solid forms, fat <=1.5 %, not cont added sugar,oth sweetening,in containers,w<=2kg	148	246	250	469
04021049	Milk/cream,in powder, granules/oth solid forms, fat <=1.5 %, not cont added sugar,oth sweetening,in containers,2<w<20kg	62 818	1 078 995	467 113	5 235 921
04021092	Milk & cream, In powder, granules/oth solid forms, fat <=1.5%, cont added sugar/oth sweetening, In containers, w=<2 kg	3	47 084	5	175 547
04021099	Milk & cream, In powder, granules/oth solid forms, fat <=1.5%, cont added sugar/oth sweetening, In containers, 2<w<20kg	2 795	59 475	24 593	295 438
04022130	Milk/cream,in powder, granules/oth solid forms, fat >1.5 %, not cont added sugar/oth sweetening,in containers,w<=2kg	-	35	-	614
04022190	Milk/cream,in powder, granules/oth solid forms, fat >1.5 %, not cont added sugar/oth sweetening,in containers,2<w<20kg	11 782	301 438	70 238	1 498 683
04022930	Milk & cream, In powder, granules/oth solid forms, fat >1.5%, cont added sugar/oth sweetening, In containers, w=<2 kg	-	103	-	281
04022990	Milk & cream, In powder, granules/oth solid forms, fat >1.5%, cont added sugar/oth sweetening, In containers, 2<w<20kg	22 024	856 597	108 879	5 305 449
04029100	Milk and cream, not in solid forms, not containing added sugar or other sweetening matter	-	500	-	2 125
04029900	Milk and cream, not in solid forms, containing added sugar or other sweetening matter	205 079	5 620 221	200 657	7 699 688

Tabel 3 : Ekspor Indonesia menurut Komoditi ( Kode HS 8 digit )

Desember 2019

Kode H S	Uraian golongan barang	Berat bersih (Kg)		Nilai F.O.B. ( U S \$ )	
		Bulan ini	Kumulatif	Bulan ini	Kumulatif
		(1)	(2)	(3)	(4)
04031021	Yogurt, In liquid form, whether or not condensed, flavoured or cont added fruits (incl pulp and jams), nuts or cocoa	29 902	416 145	40 303	553 600
04031029	Yogurt, In liquid form, whether or not condensed, not flavoured or not cont added fruits (incl pulp & jams), nuts/cocoa	22 835	2 017 424	24 507	2 472 487
04031091	Yogurt, not in liquid form, flavoured or cont added fruits (incl pulp n jams), nuts or cocoa	-	96 905	-	136 096
04031099	Yogurt, not in liquid form, not flavoured or not cont added fruits (incl pulp & jams), nuts/cocoa	16 074	210 940	34 617	403 924
04039010	Buttermilk	-	14 368	-	79 194
04039090	Curdled Milk&cream,kephir&oth fermented/acidified milk&cream, won concentrated/cont add sugar/oth,flav/fruit/nuts/cocoa	1 102 706	11 162 678	1 150 880	11 563 475
04041010	Whey & modified whey, whether or not concentrated or containing added sugar or oth sweetening matter, In powder form	21	16 309	10	24 826
04041090	Whey & modified whey, whether or not concentrated or containing added sugar or oth sweetening matter, not in powder form	700	6 200	1 551	11 566
04049000	Products consist of natural milk constituent,whether/not cont added sugar/oth sweetening,not elsewhere specified/include	80	5 954	755	8 632
04051000	Butter	5 470	41 312	25 566	210 529
04052000	Dairy spreads	-	200	-	750
04059010	Anhydrous butterfat	-	304 600	-	1 596 623
04059020	Butteroil	-	365 200	-	1 836 872
04059090	Fats and oils derived from milk, other than Butter, Dairy spreads, Anhydrous butterfat, Butteroil, Ghee	140	12 062	235	73 123
04061010	Fresh (unripened or uncured) cheese, including whey cheese	965	14 977	4 697	71 274
04061020	Curd	-	5 900	-	169
04062010	Grated or powdered cheese,of all kinds, In packages of a gross weight exceeding 20 kg	1 352	13 591	4 367	48 705
04062090	Grated or powdered cheese,of all kinds, In packages of a gross weight not exceeding 20 kg	810	12 128	2 529	42 641
04063000	Processed cheese, not grated or powdered	22 597	531 167	94 043	1 617 116
04069000	Cheese other than fresh cheese, whey cheese, grated/powder cheese, processed cheese, blue-veined cheese	28 991	672 957	104 336	2 277 435
04071190	Fertilised birds eggs for incubation,of fowls of the species gallus domesticus,not for breeding	4 118	166 706	70 350	1 763 207
04071919	Fertilised birds eggs for incubation,of ducks,not for breeding	108	1 738	132	1 889
04079020	Birds' eggs, in shell, preserved or cooked, of ducks	-	2 925	-	5 277
04081100	Eggyolks, dried	350	2 851	5 028	41 133
04089100	Birds' eggs, not in shell, other than eggyolks, dried	-	1 500	-	4 500
04089900	Birds' eggs, not in shell, o.t eggyolks,fresh,steaming/boiling,mould,frozen/oth preserved,won cont added sugar/oth sweet	-	57	-	818
04090000	Natural honey	26 535	273 273	39 905	1 063 817
04100010	Birds nests, edible	130 645	1 258 972	44 571 683	364 036 485
04100090	Edible products of animal origin, not elsewhere specified or included, other than birds nests	974	17 480	64 352	253 834
05010000	Human hair, unworked, whether or not washed or scoured, waste of human hair	16 675	164 483	67 671	911 101
05051010	Duck feathers of a kind used for stuffing; down	82 330	1 279 619	148 509	4 022 772
05051090	Feathers of a kind used for stuffing, down, other than duck feathers	20 154	51 626	32 299	124 721
05059010	Duck feathers not for stuffing	80 974	1 429 803	113 438	2 825 904

Tabel 3 : Ekspor Indonesia menurut Komoditi ( Kode HS 8 digit )

Desember 2019

Kode H S	Uraian golongan barang	Berat bersih (Kg)		Nilai F.O.B. ( U S \$ )	
		Bulan ini	Kumulatif	Bulan ini	Kumulatif
		(1)	(2)	(3)	(4)
05059090	Skin&oth part of bird,o.t duck feather,cleaned,disinfect/treat for preservation;powder&waste of feather/part of feather	489	48 648	9 140	51 080
05061000	Ossein and bones treated with acid	41	63 953	523	35 552
05069000	Bones&horn-cores, unworked,defatted, simply prepared,degelatinised,powder&waste of these product, other than ossein	126 050	504 136	61 734	250 775
05071000	Ivory, ivory powder and waste, unworked or simply prepared but not cut to shape	-	597	-	69 532
05079090	Whalebone&whalebone hair,horns,antlers, hooves,nails,claws&beaks,unworked,powder&waste of these products	-	786	-	12 576
05080020	Shells of molluscs, crustaceans/echinoderms, unworked or simply prepared but not cut to shape, powder and waste thereof	633 522	11 709 956	485 300	6 104 313
05080090	Coral&similar materials, cuttle-bone, unworked but not otherwise worked, powder and waste thereof	-	336 971	-	417 910
05100000	Ambergris,castoreum, civet&musk, cantharides, bile, won dried, glands & oth animal prod used in pharmaceutical product	9 700	12 144	14 299	29 294
05111000	Bovine semen	-	105	-	6
05119110	Roes and milt of fish or crustaceans, molluscs or oth aquatic invertebrates	-	133 135	-	25 368
05119120	Artemia egg (brine shrimp egg)	-	219	-	17 160
05119130	Fish Skin	150 241	1 463 974	207 274	1 699 889
05119190	Dead animals of chapter 1 or 3, unfit for human consumption.	71 912	1 093 799	390 973	4 887 493
05119990	Animal products not elsewhere specified or included, other than 0511.10.00 - 0511.99.30	1 135	9 045	67 793	431 193
06011000	Bulbs, tubers, tuberous roots, corms, crowns and rhizomes, dormant	-	38 696	-	19 176
06012090	Bulbs, tubers, tuberous roots, corms, crowns and rhizomes, in growth or in flower	195 379	644 424	439 283	784 651
06021090	Unrooted cuttings and slips, other than orchids and rubber trees	24 196	208 060	349 499	2 881 572
06022000	Trees, shrubs and bushes, grafted or not, of kinds which bear edible fruit or nuts	456	22 844	680	84 619
06023000	Rhododendrons and azaleas, grafted or not	13	13	643	643
06024000	Roses, grafted or not	-	147	-	1 936
06029010	Rooted orchid cuttings and slips	2 012	26 135	15 448	195 199
06029020	Orchid seedlings	-	9	-	864
06029090	Mushroom spawn and other live plants, nec in heading 0602	5 882	2 890 153	50 553	4 006 041
06031100	Roses, cut or bud, suitable for bouquets or for ornamental purposes, fresh	-	398	-	3 313
06031200	Carnations, cut or bud, suitable for bouquets or for ornamental purposes, fresh	-	1	-	1
06031300	Orchids, cut or bud, suitable for bouquets or for ornamental purposes, fresh	-	11 655	-	30 450
06031400	Chrysanthemums, cut or bud, suitable for bouquets or for ornamental purposes, fresh	-	47 820	-	700 045
06031500	Lilies (Lilium spp.), cut or bud, suitable for bouquets or for ornamental purposes, fresh	-	6 743	-	947 263
06031900	Flowers,cut/bud,other than rose,carnation,orchid,chrysanthemum,lilies,suitable for bouquets/ornamental purposes,fresh	330 740	1 381 862	701 755	3 414 942
06039000	Cut/buds flower of a kind suitable for bouquets/ornamental purposes,dried,dyed,bleached,impregnated/otherwise prepared	-	1 775	-	1 720
06042010	Mosses and lichens, being goods of a kind suitable for bouquets or for ornamental purposes, fresh	2 610	8 065	18 155	60 553



Tabel 3 : Ekspor Indonesia menurut Komoditi ( Kode HS 8 digit )

Desember 2019

Kode H S	Uraian golongan barang	Berat bersih (Kg)		Nilai F.O.B. ( U S \$ )	
		Bulan ini	Kumulatif	Bulan ini	Kumulatif
(1)	(2)	(3)	(4)	(5)	(6)
06042090	Foliage,branches&oth parts of plants,without flower/buds,grasses, suitable for bouquets/for ornamental purposes, fresh	328 328	2 957 789	442 104	3 688 205
06049010	Mosses and lichens, suitable for bouquets/for ornamental purposes, dried, dyed, bleached, impregnated/otherwise prepared	26 656	136 095	118 382	690 866
06049090	Foliage,branch&oth part of plant,w/o flower/bud,grass,for bouquet/ornament purpose,dry,dye,bleach,impregnate/oth prepare	3 763	270 016	1 488	248 886
07011000	Potatoes seed	-	54	-	2 321
07019010	Chipping potatoes, fresh or chilled	64 900	561 338	55 022	601 237
07019090	Potatoes, fresh or chilled, other than seed and chipping potatoes	275 957	2 686 257	195 365	1 998 427
07020000	Tomatoes, fresh or chilled	25 199	216 261	48 597	399 082
07031019	Onions, other than for propagation, fresh or chilled	369	121 374	1 590	134 526
07031021	Shallots, bulbs for propagation, fresh or chilled	15	65	42	193
07031029	Shallots, other than for propagation, fresh or chilled	108 720	8 665 357	177 160	10 453 636
07032010	Garlic, bulbs for propagation, fresh or chilled	162	162	100	100
07032090	Garlic, other than for propagation, fresh or chilled	-	25 642	-	11 877
07039090	Leeks and oth alliaceous vegetables, other than for propagation, fresh or chilled	117	26 235	117	16 324
07041010	Cauliflowers, fresh or chilled	15 407	27 722	1 794	5 896
07041020	Headed broccoli, fresh or chilled	-	1 621	-	4 109
07042000	Brussels sprouts, fresh or chilled	38 340	371 520	37 476	351 873
07049010	Round (drumhead) cabbages, fresh or chilled	884 702	32 340 537	144 239	7 054 820
07049020	Chinese mustard, fresh or chilled	81 000	84 548	11 338	16 192
07049090	Edible brassicas,other than cauliflower,headed broccoli,brussels sprouts,round cabbage,chinese mustard,fresh/chilled	784 083	6 331 580	157 549	1 518 485
07051100	Cabbage lettuce (head lettuce), fresh or chilled	41	13 505	250	33 048
07051900	Lettuce (lactuca sativa), other than cabbage lettuce (head lettuce), fresh or chilled	97 711	1 790 381	100 430	1 470 831
07052100	Witloof chicory (cichorium intybus var foliosum), fresh or chilled	-	2 030	-	8 974
07052900	Chicory (cichorium spp), other than witloof chicory (cichorium intybus var foliosum), fresh or chilled	-	7	-	50
07061010	Carrots, fresh or chilled	3 323	14 749	573	12 705
07061020	Turnips, fresh or chilled	4 150	52 884	2 904	24 932
07069000	Salad beetroot, salsify, celeriac, radishes and similar edible roots, fresh or chilled	11	147 501	48	84 412
07070000	Cucumbers and gherkins, fresh or chilled	1 670	21 633	3 260	33 725
07081000	Peas (pisum sativum), shelled or unshelled, fresh or chilled	-	43 192	-	137 215
07082010	French beans, shelled or unshelled, fresh or chilled	66 863	1 155 349	81 764	1 373 137
07082020	Long beans, shelled or unshelled, fresh or chilled	685	29 315	1 236	35 267
07082090	Beans (vigna spp, phaseolus spp), other than french and long beans, shelled or unshelled, fresh or chilled	17 049	220 362	54 512	545 643
07089000	Leguminous vegetables, shelled/unshelled,oth thn peas (Pisum sativum)&beans (Vigna spp., Phaseolus spp.) fresh/chilled	194 077	1 020 843	205 795	1 692 147
07092000	Asparagus, fresh or chilled	-	110	-	1 156
07093000	Aubergines (egg-plants), fresh or chilled	7 226	114 234	3 079	101 688
07094000	Celery oth than celeriac, fresh or chilled	4	56	24	537
07095100	Mushrooms of the genus agaricus, fresh or chilled	12 914	207 544	63 327	626 168
07095910	Truffles, fresh or chilled	-	1 590	-	1 380
07095990	Mushrooms, other than genus agaricus, fresh or chilled	15 668	25 374	34 364	52 794
07096010	Chillies (fruits of genus capsicum), fresh or chilled	8 598	150 876	17 056	312 733
07096090	Fruits of the genus Pimenta, fresh or chilled	4 950	5 451	3 515	3 575
07097000	Spinach, new zealand spinach and orache spinach (garden spinach), fresh or chilled	205	1 531	729	5 637
07099300	Pumpkins, squash and gourds (cucurbita spp), fresh or chilled	88 970	929 224	22 529	208 444
07099910	Sweet corn, fresh or chilled	3 357	151 321	5 819	1 306 331

Tabel 3 : Ekspor Indonesia menurut Komoditi ( Kode HS 8 digit )

Desember 2019

Kode H S	Uraian golongan barang	Berat bersih (Kg)		Nilai F.O.B. ( U S \$ )	
		Bulan ini	Kumulatif	Bulan ini	Kumulatif
(1)	(2)	(3)	(4)	(5)	(6)
07099920	Lady's finger (okra), fresh or chilled	90	126	760	991
07099990	Vegetables, edible, other than 0701.10.00 - 0709.99.20, fresh or chilled	74 835	819 509	65 888	694 117
07101000	Potatoes (uncooked or cooked by steaming or boiling in water), frozen	61 969	1 014 786	65 111	1 181 232
07102100	Peas (pisum sativum), shelled or unshelled, (uncooked or cooked by steaming or boiling in water), frozen	7 925	17 625	12 110	43 885
07102200	Beans (vigna spp, phaseolus spp), shelled or unshelled, (uncooked or cooked by steaming or boiling in water), frozen	22 810	400 909	48 715	697 035
07102900	Leguminous veg, other than peas & beans, shelled/unshelled, (uncooked or cooked by steaming or boiling in water), frozen	425 626	5 080 494	874 278	10 484 598
07103000	Spinach, new zealand spinach&orache spinach (garden spinach), (uncooked/cooked by steaming or boiling), frozen	4	1 826	6	540
07104000	Sweet corn, (uncooked or cooked by steaming or boiling in water), frozen	59 658	716 049	86 968	756 114
07108000	Vegetables, uncooked or cooked by steaming or boiling in water, other than potato,leguminous,spinach,sweet corn, frozen	503 252	6 714 735	772 607	11 298 170
07109000	Mixtures of vegetables, (uncooked or cooked by steaming or boiling in water), frozen	-	21 855	-	54 205
07112090	Olives, preserved, in brine, in sulphur water or in other preservative solutions, unsuitable for immediate consumption	5 696	5 696	13 973	13 973
07114090	Cucumbers&gherkins, preserved in brine/sulphur water/oth preservative solutions, unsuitable for immediate consumption	47	858	226	3 793
07115190	Mushrooms (agaricus) preserved in brine/sulphur water/oth preservative solutions, unsuitable for immediate consumption	6 260	31 039	8 811	40 957
07119020	Chillies (fruits of genus capsicum) provisionally preserved, but unsuitable in that state for immediate consumption	13	5 143	112	13 485
07119090	Vegetables, mix of vegetables oth than onions, caper, chillies, sweet corn, preserved other than by sulphur dioxide gas	-	312 065	-	314 952
07122000	Onions, dried, whole, cut, sliced, broken or in powder, but not further prepared	84	6 224	336	19 053
07123100	Mushrooms of the genus Agaricus, dried, whole, cut, sliced, broken or in powder, but not further prepared	-	43 628	-	160 696
07123200	Wood ears (Auricularia spp), dried, whole, cut, sliced, broken or in powder, but not further prepared	-	166	-	545
07123300	Jelly fungi (Tremella spp), dried, whole, cut, sliced, broken or in powder, but not further prepared	40	435	114	10 242
07123910	Truffles, dried, whole, cut, sliced, broken or in powder, but not further prepared	-	1 240	-	22 414
07123990	Mushroom o.t Agaricus,Wood ears,Jelly fungi,truffle,shitake,dried,whole,cut,sliced,broken/in powder,not further prepared	7 670	86 595	6 581	317 727
07129010	Garlic, dried, whole, cut, sliced, broken or in powder, but not further prepared	-	26 972	-	42 772
07129090	Vegetable,mix of vegetable, o.t garlic,mushroom,onion,dried,whole,cut,sliced,broken/in powder,but not further prepared	65 349	1 180 101	129 736	2 951 696
07131090	Peas (Pisum sativum), dried, shelled, whether or not skinned or split , not suitable for sowing	1 350	10 080	6 710	12 565
07132090	Chickpeas (garbanzos), dried, shelled, whether or not skinned or split, not suitable for sowing	113	417	183	2 295
07133110	Beans of sp Vigna mungo, Hepper/Vigna radiata, Wilczek, dried, shelled, w.o.n skinned/split, suitable for sowing	-	1	-	1

Tabel 3 : Ekspor Indonesia menurut Komoditi ( Kode HS 8 digit )

Desember 2019

Kode H S	Uraian golongan barang	Berat bersih (Kg)		Nilai F.O.B. ( U S \$ )	
		Bulan ini	Kumulatif	Bulan ini	Kumulatif
(1)	(2)	(3)	(4)	(5)	(6)
07133190	Beans of sp Vigna mungo, Hepper/Vigna radiata, Wilczek, dried, shelled, w.o.n skinned or split, not suitable for sowing	1 275 155	35 424 083	1 353 917	35 969 065
07133290	Small red (Adzuki) beans (Phaseolus or Vigna angularis), dried, shelled, w.o.n skinned or split, not suitable for sowing	-	74 781	-	56 611
07133310	Kidney beans, incl white pea beans (Phaseolus vulgaris), dried, shelled, w.o.n skinned or split, suitable for sowing	2 520	5 850	1 828	4 226
07133390	Kidney beans, incl white pea beans (Phaseolus vulgaris), dried, shelled, w.o.n skinned or split, not suitable for sowing	43 603	90 350	47 702	130 836
07139090	Dried leguminous veg.o.t peas,chickpeas,beans,lentils,broad&horse(bean),pigeon peas,shelled,w.o.n skin/split,not sowing	-	16 980	-	55 642
07141011	Manioc (cassava), sliced or in the form of pellets, dried chips	124 093	1 391 014	183 308	2 767 306
07141019	Manioc (cassava), sliced or in the form of pellets, other than dried chips	59 986	199 704	68 377	163 753
07141091	Manioc (cassava), other than sliced or in the form of pellets, frozen	84 880	1 407 028	64 560	1 083 982
07141099	Manioc (cassava), other than sliced or in the form of pellets, fresh, chilled, or dried	39 696	113 428	99 086	133 747
07142010	Sweet potatoes whether or not sliced or in the form of pellets, frozen	367 202	4 527 092	490 615	5 979 224
07142090	Sweet potatoes whether or not sliced or in the form of pellets, fresh, chilled, or dried	550 944	6 288 959	217 948	2 693 694
07143010	Yams (Dioscorea spp) whether or not sliced or in the form of pellets, frozen	-	1 443	-	2 078
07143090	Yams (Dioscorea spp) whether or not sliced or in the form of pellets, fresh, chilled, or dried	20 010	21 512	33 615	35 803
07144010	Taro (Colocasia spp) whether or not sliced or in the form of pellets, frozen	-	20 610	-	30 266
07144090	Taro (Colocasia spp) whether or not sliced or in the form of pellets, fresh, chilled, or dried	292 546	3 714 538	216 621	3 495 279
07149019	Sago pith, fresh, chilled, or dried	-	2	-	2
07149091	Arrowroot,salep,Jerusalem artichokes,similar roots&tubers w/ high starch/inulin content,w.o.n sliced/in pellets,frozen	14 760	86 700	37 417	174 752
07149099	Arrowroot,salep,Jerusalem artichokes,similar root&tubers w/ high starch/inulin,w.o.n sliced/in pellets,other than frozen	26 000	3 007 493	117 000	8 828 433
08011100	Coconuts, desiccated, dried	8 303 423	98 741 625	9 159 229	107 252 110
08011200	Coconuts In the inner shell (endocarp)	20 565 132	242 271 697	4 209 247	39 344 069
08011910	Young coconut	647 384	6 014 001	585 489	5 892 486
08011990	Coconuts, other than desiccated, in the inner shell (endocarp), young coconut, fresh or dried	33 502 240	309 866 959	8 216 860	69 871 740
08012100	Brazil nuts In shell	-	12 881	-	5 796
08012200	Brazil nuts shelled	450	505	703	2 302
08013100	Cashew nuts In shell	28 844 852	81 451 396	42 403 224	121 028 057
08013200	Cashew nuts shelled	597 662	7 498 130	3 603 971	55 630 502
08021100	Almonds In shell	-	27 608	-	204 299
08021200	Almonds shelled	20 412	91 901	159 785	709 293
08022200	Hazelnuts or filberts (Corylus spp) shelled	3 610	3 960	14 760	16 929
08023100	Walnuts In shell	-	286	-	272
08024100	Chestnuts (Castanea spp) In shell	-	2	-	1
08025100	Pistachios In shell	-	286	-	5 200
08025200	Pistachios shelled	-	19	-	662
08026100	Macadamia nuts In shell	-	80	-	589
08026200	Macadamia nuts Shelled	-	275	-	8 825
08027000	Kola nuts (Cola spp)	29	29	830	830
08028000	Areca nuts	15 293 806	252 658 009	19 504 421	302 004 704
08029000	Nuts, other than 0801.11 - 0802.80, fresh or dried, whether or not shelled or peeled	156 291	1 799 245	273 861	3 539 150
08031000	Plantains, fresh or dried	441 705	5 634 512	140 066	1 758 336

Tabel 3 : Ekspor Indonesia menurut Komoditi ( Kode HS 8 digit )

Desember 2019

Kode H S	Uraian golongan barang	Berat bersih (Kg)		Nilai F.O.B. ( U S \$ )	
		Bulan ini	Kumulatif	Bulan ini	Kumulatif
		(1)	(2)	(3)	(4)
08039010	Lady's finger banana, fresh or dried	480	304 543	695	53 686
08039090	Bananas other than lady's finger banana, fresh or dried	293 637	16 805 966	190 498	9 532 666
08041000	Dates, fresh or dried	-	8 780	-	9 210
08043000	Pineapples, fresh or dried	538 635	21 659 743	319 651	12 828 766
08044000	Avocados, fresh or dried	23 747	253 076	9 454	116 212
08045010	Guavas, fresh or dried	8 207	47 358	8 905	61 358
08045020	Mangoes, fresh or dried	117 829	1 115 549	192 940	1 742 227
08045030	Mangosteens, fresh or dried	2 899 419	27 797 084	6 466 455	42 630 354
08051010	Fresh oranges	1 580	35 051	341	16 146
08051020	Dried oranges	0	0	2	2
08052900	Wilkins and similar citrus hybrids, fresh or dried	-	0	-	3
08055010	Lemons (Citrus limon, Citrus limonum), fresh or dried	68	118 272	255	45 704
08055020	Limes (Citrus aurantifolia, Citrus latifolia), fresh or dried	3 458	1 547 561	28 688	802 155
08059000	Citrus fruit other than oranges, mandarins, clementines, wilkins, grapefruit, pomelos, lemons, limes, fresh or dried.	8 425	51 138	73 314	325 060
08061000	Grapes, fresh	220	580	1 280	1 640
08062000	Grapes, dried	-	2 404	-	2 834
08071100	Watermelons, fresh	61 170	340 880	17 523	178 893
08071900	Melons, other than watermelons, fresh	300	20 792	199	26 438
08072000	Papaws (papayas), fresh	1 541	212 363	2 534	43 218
08081000	Apples, fresh	-	101	-	627
08083000	Pears, fresh	80	180	80	180
08092100	Sour cherries (Prunus cerasus), fresh	8 630	8 630	38 835	38 835
08092900	Cherries other than sour cherries (Prunus cerasus), fresh	-	300	-	563
08094010	Plums, fresh	-	72 132	-	50 617
08101000	Strawberries, fresh	-	364	-	4 791
08102000	Raspberries, blackberries, mulberries and loganberries, fresh	2 672	11 532	38 907	168 231
08104000	Cranberries, bilberries and oth fruits of the genus Vaccinium, fresh	-	7 777	-	62 733
08105000	Kiwifruit, fresh	-	302	-	426
08106000	Durians, fresh	14 788	360 139	43 086	301 160
08109010	Longans, mata kucing, fresh	151	326	160	1 105
08109020	Lychees, fresh	-	12 959	-	47 892
08109030	Rambutan, fresh	62 271	408 313	93 855	396 954
08109040	Langsat (Lanzones), fresh	-	462 833	-	248 604
08109050	Jackfruit (including Cempedak and Nangka), fresh	31 504	231 571	35 622	246 671
08109060	Tamarinds, fresh	150 790	801 385	80 283	562 422
08109070	Starfruit, fresh	100	568	367	1 728
08109091	Salacca (snake fruit), fresh	174 305	1 698 385	254 881	1 890 836
08109092	Dragon fruit, fresh	28 768	91 650	51 404	208 066
08109093	Sapodilla (ciku fruit), fresh	311	6 486	562	2 397
08109094	Pomegranate, soursop/sweetsops, bell fruit, marian plum, passion fruit, cottonfruit, jujube and tampoi or rambai	6 501	51 641	5 479	73 593
08109099	Fruit other than 0803.10.00 - 0810.90.94, fresh	7 049	171 712	3 962	117 821
08111000	Strawberries, uncooked/cooked by steaming/boiling, frozen, w.o.n containing added sugar or oth sweetening matter	-	177	-	474
08112000	Raspberry, blackberry, mulberry, loganberry, currants, gooseberry, uncook/cook by steam/boil, frozen, w.o.n added sweet matter	-	18 971	-	272 966
08119000	Fruit & nuts other than 0811.10 - 0811.20, uncooked or cooked by steaming/boiling, frozen, w.o.n cont added sugar or oth	91 818	4 706 915	144 142	4 376 599
08129010	Strawberries, provisionally preserved (eg by sulphur dioxide gas, etc), but unsuitable for immediate consumption	-	1 134	-	14 852
08129090	Fruit&nuts o.t cherry&strawberry, provisionally preserved(eg by sulphur dioxide gas, etc.), not for immediate consumption	-	107 528	-	49 681

Tabel 3 : Ekspor Indonesia menurut Komoditi ( Kode HS 8 digit )

Desember 2019

Kode H S	Uraian golongan barang	Berat bersih (Kg)		Nilai F.O.B. ( U S \$ )	
		Bulan ini	Kumulatif	Bulan ini	Kumulatif
(1)	(2)	(3)	(4)	(5)	(6)
08131000	Apricots, dried	-	1	-	4
08132000	Prunes, dried	-	2	-	10
08133000	Apples, dried	-	58	-	136
08134010	Longans, dried	-	17 806	-	13 185
08134020	Tamarinds, dried	1 662 513	26 416 521	715 263	10 998 185
08134090	Fruit, other than heading 0801-0806, apricots, prunes, apples, longans, tamarinds, dried	33 305	1 295 326	97 008	1 508 612
08135010	Mixtures of which cashew nuts or Brazil nuts predominate by weight	-	4	-	100
08135030	Mixtures of which dried dates predominate by weight	27	98	284	435
08135040	Mix of which dried avocados or dried oranges/mandarins (including tangerines and satsumas) predominate by weight	-	5 810	-	719
08135090	Mixtures of dried fruits other than dates, avocados, orange/mandarins (incl tangerins&satsumas) predominate by weight	5	132	25	95
08140000	Peel of citrus/melons,fresh/frozen/dried/provisionally preserved in brine/sulphur water/oth preservative solution	3 000	18 300	3 499	20 721
09011110	Coffee, Arabica WIB or Robusta OIB, not roasted, not decaffeinated	30 729 481	352 358 463	70 331 383	867 457 160
09011190	Coffee other than Arabica WIB or Robusta OIB, not roasted, not decaffeinated	452 870	3 407 996	597 484	4 898 279
09011210	Coffee, Arabica WIB or Robusta OIB, not roasted, decaffeinated	3 989	43 805	34 780	371 762
09011290	Coffee other than Arabica WIB or Robusta OIB, not roasted, decaffeinated	-	68	-	93
09012110	Coffee, roasted, not decaffeinated, unground	39 635	399 354	144 346	1 531 446
09012120	Coffee, roasted, not decaffeinated, ground	226 328	2 441 634	724 827	7 604 630
09012210	Coffee, roasted, decaffeinated, unground	74	388	4 484	15 100
09012220	Coffee, roasted, decaffeinated, ground	-	42 043	-	106 801
09019010	Coffee husks and skins	-	23 064	-	57 352
09019020	Coffee substitutes containing coffee	4	336 352	205	1 080 753
09021010	Leaves green tea (not fermented), in immediate packings of not exceeding 3 kg, whether or not flavoured	5 099	114 801	11 722	183 057
09021090	Green tea (not fermented) other than leaves, in immediate packings of not exceeding 3 kg, whether or not flavoured	90 871	954 663	173 395	3 499 291
09022010	Leaves green tea (not fermented), in immediate packings of exceeding 3 kg, whether or not flavoured	428 270	4 144 923	886 573	8 630 167
09022090	Green tea (not fermented) other than leaves, in immediate packings of exceeding 3 kg, whether or not flavoured	99 746	1 228 358	185 164	2 941 235
09023010	Leaves black tea(fermented) &partly fermented tea, in immediate packings of not exceeding 3 kg, whether or not flavoured	3	92 785	35	215 902
09023090	Black tea(fermented)&partly fermented tea other than leaves, in immediate packings of <=3 kg, whether or not flavoured	324 774	4 421 086	1 765 743	23 112 505
09024010	Leaves black tea(fermented) &other partly fermented tea in immediate packings of exceeding 3 kg,whether or not flavoured	190 271	2 785 014	426 032	5 964 450
09024090	Black tea (fermented)&oth partly fermented tea other than leaves,in immediate packings of >3 kg,whether or not flavoured	2 392 678	29 371 143	3 964 211	48 716 895
09030000	MatØ	-	1 486	-	6 701
09041110	White pepper, neither crushed nor ground	2 168 609	29 691 883	6 399 757	87 706 352
09041120	Black pepper, neither crushed nor ground	1 653 010	17 415 111	3 650 594	43 125 372
09041190	Pepper of the genus Piper other than white and black pepper, neither crushed nor ground	588 128	3 253 733	2 186 928	11 004 519
09041210	White pepper, crushed or ground	58 670	516 003	249 516	2 193 300
09041220	Black Pepper, crushed or ground	67 219	753 399	246 633	2 865 277

Tabel 3 : Ekspor Indonesia menurut Komoditi ( Kode HS 8 digit )

Desember 2019

Kode H S	Uraian golongan barang	Berat bersih (Kg)		Nilai F.O.B. ( U S \$ )	
		Bulan ini	Kumulatif	Bulan ini	Kumulatif
(1)	(2)	(3)	(4)	(5)	(6)
09041290	Pepper of the genus Piper other than white and black pepper, crushed or ground	2 916	140 986	20 156	447 800
09042110	Chillies (fruits of the genus Capsicum), dried, neither crushed nor ground	623	132 911	2 017	372 864
09042190	Fruits of the genus Capsicum or of the genus Pimenta, other than Chillies, dried, neither crushed nor ground	10 043	189 048	11 242	561 871
09042210	Chillies (Fruits of the genus Capsicum), crushed or ground	7 130	437 045	45 240	2 127 635
09042290	Fruits of the genus Capsicum or of the genus Pimenta, other than Chillies, crushed or ground	160	36 799	2 618	145 559
09051000	Vanila, neither crushed nor ground	14 804	247 443	3 020 532	67 019 936
09052000	Vanila, crushed or ground	106	13 371	22 348	2 589 743
09061100	Cinnamon (Cinnamomum zeylanicum Blume), neither crushed nor ground	996 272	8 588 259	3 614 258	33 699 702
09061900	Cinnamon other than Cinnamomum zeylanicum Blume and cinnamon-tree flowers, neither crushed nor ground	855 667	5 857 080	3 446 223	21 804 914
09062000	Cinnamon and Cinnamon-tree flowers, crushed or ground	1 310 047	22 320 014	4 734 860	78 229 540
09071000	Cloves (whole fruit, cloves and stems), neither crushed nor ground	2 821 045	24 971 445	9 981 491	107 109 006
09072000	Cloves (whole fruit, cloves and stems), crushed or ground	71 476	1 018 797	765 811	4 428 115
09081100	Nutmeg, neither crushed nor ground	1 654 452	13 312 346	7 338 017	64 923 460
09081200	Nutmeg, crushed or ground	270 623	3 246 423	1 919 792	20 994 764
09082100	Mace, neither crushed nor ground	234 501	2 660 102	4 129 574	40 744 914
09082200	Mace Crushed or ground	49 730	738 376	919 975	11 361 022
09083100	Cardamoms, neither crushed nor ground	438 638	5 658 757	2 697 385	21 143 573
09083200	Cardamoms, crushed or ground	3 531	9 636	24 614	68 438
09092100	Seeds of coriander, neither crushed nor ground	850	38 360	2 779	67 188
09092200	Seeds of coriander, crushed or ground	309	11 074	893	26 093
09093100	Seeds of cumin, neither crushed nor ground	-	253	-	556
09093200	Seeds of cumin, crushed or ground	588	2 223	1 386	8 326
09096110	Seeds of anise, neither crushed nor ground	3 751	15 992	29 781	98 905
09096130	Seeds of caraway, neither crushed nor ground	80	285	20	827
09096190	Seeds of fennel, juniper berries, neither crushed nor ground	5	618	6	2 184
09096210	Seeds of anise, crushed or ground	-	161	-	7 199
09096230	Seeds of caraway, crushed or ground	-	178	-	124
09096290	Seeds of fennel, juniper berries, crushed or ground	-	25	-	28
09101100	Ginger, neither crushed nor ground	154 416	4 288 541	279 543	4 525 715
09101200	Ginger, crushed or ground	34 843	156 397	35 210	407 446
09102000	Saffron	100	52 100	6	20 349
09103000	Turmeric (curcuma)	687 225	7 162 878	853 584	7 765 303
09109110	Curry	941	16 982	2 635	56 771
09109190	Mixtures of spices in heading 0904 - 0910, other than curry	25 154	364 193	115 375	758 527
09109910	Thyme, bay leaves	4 405	69 577	13 452	184 450
09109990	Spices, not mixtures, other than HS 0904.11.10 - 0910.99.10	133 117	2 003 365	310 938	4 820 758
10019912	Wheat grain without husk fit for human consumption	-	96	-	96
10019999	Wheat, other than durum wheat, meslin, not fit for human consumption	-	2	-	1
10039000	Barley, other than seed	-	500	-	178
10049000	Oats, other than seed	-	288	-	975
10051000	Maize (corn) seed	400	2 234	4 400	10 929
10059010	Popcorn	550	45 328	892	51 650
10059090	Maize (corn), other than seed & popcorn	82 870	1 654 263	51 063	838 906
10061010	Rice in the husk (paddy or rough), suitable for sowing	-	18 400	-	193 900
10062090	Husked (brown) rice, other than Hom Mali rice	1 300	4 175	468	12 015
10063030	Glutinous rice, semimilled or wholly milled glutinous rice, whether or not polished or glazed	22 000	88 550	34 974	138 311
10063040	Hom Mali rice, semimilled or wholly milled glutinous rice, whether or not polished or glazed	-	25	-	15
10063091	Parboiled rice	-	14	-	125

Tabel 3 : Ekspor Indonesia menurut Komoditi ( Kode HS 8 digit )

Desember 2019

Kode H S	Uraian golongan barang	Berat bersih (Kg)		Nilai F.O.B. ( U S \$ )	
		Bulan ini	Kumulatif	Bulan ini	Kumulatif
(1)	(2)	(3)	(4)	(5)	(6)
10063099	Semi-milled/ wholly milled rice,whether or not polished or glazed, oth than glutinous rice,Hom Mali rice,parboiled rice	20 830	175 231	51 714	355 198
10064010	Broken rice, of a kind used for animal feed	-	2	-	3
10083000	Canary seeds	-	100	-	270
10085000	Quinoa (Chenopodium quinoa)	-	1	-	10
10089000	Cereals, o.t wheat&meslin,rye,barley,oats,maize,rice,grain sorghum,buckwheat,millet,canary seeds,fonio,quinoa,triticale	-	1 361	-	2 385
11010011	Wheat flour, fortified	2 417 717	29 600 898	1 022 775	12 118 779
11010019	Wheat flour, other than fortified	3 489 666	23 577 152	1 415 360	10 027 327
11022000	Maize (corn) flour	52 326	727 959	27 162	407 926
11029010	Rice flour	29 788	369 187	32 547	328 932
11029020	Rye flour	920	920	626	626
11029090	Cereal flours other than wheat,meslin,maize(corn),rice,rye flour	46 084	906 022	27 702	514 456
11031100	Groats and meal of wheat	330	1 878	210	1 305
11031300	Groats and meal of maize (corn)	-	19 479	-	17 566
11031920	Groats and meal of rice	-	23 296	-	23 499
11031990	Groats and meal of cereals, other than wheat,maize(corn),meslin and rice	-	864	-	1 647
11032000	Pellets of cereals	57	127	291	589
11041200	Rolled or flaked grains of oats	-	1 391	-	8 113
11041910	Rolled or flaked grains of maize (corn)	-	21 430	-	24 989
11041990	Rolled or flaked grains of cereals other than oats and maize(corn)	-	19 005	-	13 687
11042200	Worked grains (for example, hulled, pearled, sliced or kibbled) of oats	-	1	-	10
11042990	Worked cereal grains (for example, hulled, pearled, sliced or kibbled), other than oats, maize (corn) and barley	-	3 632	-	29 253
11043000	Germ of cereals, whole, rolled, flaked or ground	-	5 082 018	-	1 727 510
11051000	Flour, meal and powder of potatoes	3 772	87 121	2 880	73 657
11052000	Flakes, granules and pellets of potatoes	-	251	-	480
11061000	Flour, meal and powder of the dried leguminous vegetables	-	2 893	-	16 960
11062010	Flour, meal and powder of manioc (cassava)	176 270	1 294 398	59 473	500 159
11062020	Flour, meal and powder of sago	1 248 106	4 287 868	176 682	647 621
11062030	Flour, meal and powder of sweet potato (Ipomoea Batatas)	70 414	773 128	22 133	245 335
11062090	Flour,meal & powder of oth sago/of roots/ tubers of 0714,oth than manioc/cassava,sago,sweet potato/Ipomoea batatas	48 760	1 023 367	11 072	403 471
11063000	Flour, meal and powder of the products of edible fruit and nuts	374 842	3 705 622	1 302 383	12 809 663
11081100	Wheat starch	300	16 753	233	23 578
11081200	Maize (corn) starch	2 000 017	32 596 565	671 847	11 264 269
11081300	Potato starch	90 000	101 775	74 550	83 709
11081400	Manioc (cassava) starch	797 181	7 801 090	481 227	4 789 729
11081910	Sago starch	202 800	9 604 686	104 548	2 629 367
11081990	Starches other than wheat, maize(corn), potato, manioc(cassava), sago	16 500	252 039	4 950	104 108
11090000	Wheat gluten, whether or not dried	-	2 500	-	6 022
12011000	Soya beans seed, whether or not broken	-	1	-	1
12019000	Soya beans, other than seed, whether or not broken	34 350	3 681 844	3 435	1 121 299
12023000	Ground-nuts, seeds, not roasted or otherwise cooked, whether or not shelled or broken	-	3 095	-	11 469
12024100	Ground-nuts, other than seed, not roasted or otherwise cooked, in shell	245 790	2 097 554	497 778	3 901 374
12024200	Ground-nuts, other than seed, not roasted or otherwise cooked, shelled, whether or not broken	3 110	36 605	1 281	35 336
12030000	Copra	3 292 048	153 655 037	2 493 772	29 525 479
12051000	Low erucic acid rape or colza seeds, whether or not broken	-	79 680	-	194 792

Tabel 3 : Ekspor Indonesia menurut Komoditi ( Kode HS 8 digit )

Desember 2019

Kode H S	Uraian golongan barang	Berat bersih (Kg)		Nilai F.O.B. ( U S \$ )	
		Bulan ini	Kumulatif	Bulan ini	Kumulatif
(1)	(2)	(3)	(4)	(5)	(6)
12060000	Sunflower seeds, whether or not broken	-	5 654	-	32 955
12071010	Palm nuts suitable for sowing/planting, whether or not broken	1 519 569	1 522 690	464 342	1 006 373
12071030	Kernels, whether or not broken	7 337 560	29 868 970	1 983 715	7 340 023
12071090	Palm nuts not suitable for sowing/planting, whether or not broken	-	21 240	-	4 248
12072900	Cotton seeds, other than seed	285 462	2 951 766	65 538	721 400
12073000	Castor oil seeds	3	23	32	3 054
12074010	Sesamum seeds, edible	10 100	34 322	12 698	52 049
12074090	Sesamum seeds, other than edible	19 560	163 217	54 225	488 580
12075000	Mustard seeds	-	3	-	4
12076000	Safflower (Carthamus tinctorius) seeds	75	4 375	1 153	10 513
12077000	Melon seeds	-	215	-	27 531
12079950	Fresh fruit bunch of oil palm	-	1 786 392	-	66 451
12079990	Oil seeds and oleaginous fruit other than HS 1201.10.10 - 1207.99.50, whether or not broken	-	47 950	-	31 549
12081000	Flours and meals of soya beans	163	196 909	300	122 903
12089000	Flours and meals of oil seeds or oleaginous fruits, other than those of mustard and soya beans	-	2 528	-	3 492
12091000	Sugar beet seeds, of a kind used for sowing	1	1	5	5
12092400	Kentucky blue grass (Poa pratensis L) seeds, of a kind used for sowing	-	89	-	1 048
12092920	Beet seeds, other than sugar beet seeds, of a kind used for sowing	-	72 602	-	15 388
12092990	Seeds of forage plants other than lucerne, clover, fescue, kentucky blue grass, rye grass, timothy grass,beet,for sowing	8	166 282	125	633 122
12093000	Seeds of herbaceous plants cultivated principally for their flowers	185	2 303	589 714	3 510 400
12099190	Vegetable seeds, other than onion seeds, for sowing	192 730	1 749 994	893 545	6 753 452
12099910	Rubber tree seeds, Kenaf seeds, for sowing	-	700	-	7 736
12099990	Seeds,fruit and spores,o.t seeds of(sugar beet,forage plants,herbaceous plants,onion,rubber tree,kenaf), for sowing	6 149	506 287	6 862	892 295
12102000	Hop cones, ground, powdered or in the form of pellets, lupulin	1	4	1	7
12112000	Ginseng roots, fresh, chilled, frozen or dried, whether or not cut, crushed or powdered	3	917	350	15 050
12119013	Rauwolfia serpentina roots used primarily in pharmacy,fresh,chilled,frozen/ dried,whether/not cut,crushed/ powdered	-	264	-	3 596
12119015	Liquorice roots used primarily in pharmacy, fresh, chilled, frozen or dried, whether or not cut, crushed or powdered	-	1 116	-	2 503
12119016	Plants&its parts,used primarily in pharmacy,o.t HS 1211.90.11-1211.90.15,fresh,chilled,frozen/dried,in cut,crush/powder	1 100	18 125	3 300	27 180
12119019	Plant&its part,used primarily in pharmacy,o.t HS 1211.90.11-1211.90.16,fresh,chill,frozen/dried,not in cut,crush/powder	-	1 500	-	9 893
12119091	Pyrethrum used primarily in not pharmacy, in cut, crushed or powdered form, fresh, chilled, frozen/ dried	42 160	974 796	61 543	1 322 280
12119092	Pyrethrum used primarily in not pharmacy, not in cut, crushed or powdered form,fresh, chilled, frozen/ dried,	167	81 194	2 400	72 205
12119094	Sandalwood chips used primarily in not pharmacy, fresh, chilled, frozen/ dried, whether/ not cut, crushed/ powdered	7 945	69 798	63 890	570 585
12119095	Agarwood (Gaharu) chips used primarily in not pharmacy,fresh,chilled,frozen/ dried, whether/ not cut, crushed/ powdered	35 817	822 846	993 426	16 172 433
12119097	Bark of persea used primarily in not pharmacy,fresh,chilled,frozen/ dried,whether/ not cut, crushed/ powdered	-	12 401	-	26 878



Tabel 3 : Ekspor Indonesia menurut Komoditi ( Kode HS 8 digit )

Desember 2019

Kode H S	Uraian golongan barang	Berat bersih (Kg)		Nilai F.O.B. ( U S \$ )	
		Bulan ini	Kumulatif	Bulan ini	Kumulatif
(1)	(2)	(3)	(4)	(5)	(6)
12119098	Plant&its part,used primarily not in pharmacy,o.t HS 1211.90.91-1211.90.97 in cut/crush/powder, fresh,chill,frozen/dried	158 330	4 403 647	436 394	8 366 615
12119099	Plant&its part, primarily not in pharmacy,o.t HS 1211.90.91-1211.90.97,not in cut/crush/powder, fresh,chill,frozen/dried	117 248	5 330 297	331 128	9 945 667
12122111	Eucheuma spinosum fit for human consumption, dried but not ground	2 029 656	23 240 113	1 059 676	14 730 548
12122112	Eucheuma cottonii fit for human consumption, dried but not ground	7 839 498	93 835 249	12 673 021	153 901 524
12122113	Gracilaria spp fit for human consumption, dried but not ground	4 824 862	51 631 932	2 289 243	25 233 272
12122114	Gelidium spp fit for human consumption, dried but not ground	-	45 860	-	157 476
12122115	Sargassum spp fit for human consumption, dried but not ground	79 500	1 244 550	11 925	244 342
12122119	Seaweeds&other algae for human consumption,dried but not ground,o.t E.spinsum,E.cottonii,Gracilaria,Gelidium,Sargassum	-	273 505	-	388 344
12122190	Seaweeds and other algae fit for human consumption, other than dried and not ground	881 410	11 431 872	1 393 174	18 211 385
12122919	Seaweeds and other algae, fresh, chilled or dried, not fit for human consumption, other than used in pharmacy	1 349 631	9 608 510	350 880	3 110 676
12122920	Seaweeds&other algae,fresh,chilled/dried,not human consumptn,oth than in dyeing,tanning,perfumery,pharmacy,insect,fungi	936 870	4 399 207	522 755	2 950 253
12129100	Sugar beet, fresh, chilled, frozen or dried, of a kind used primarily for human consumption	-	10 376	-	7 412
12129200	Locust beans (carob) fresh, chilled, frozen or dried, of a kind used primarily for human consumption	-	275	-	484
12129390	Sugar cane other than suitable for planting	1	550 186	2	122 378
12129990	Vegetable products of a kind used primarily for human consumption other than HS 1212.21.11 - 1212.99.10	118 884	6 940 106	184 066	12 530 819
12130000	Cereal straw and husks, unprepared, whether or not chopped, ground, pressed or in the form of pellets	15 000	71 360	1 473	10 847
12149000	Swedes,mangolds,fodder roots,hay,clover,sainfoin,forage kale,lupines, vetches&other forage, or in the form of pellets	17 700	139 202	3 600	54 497
13012000	Gum Arabic	32 280	171 131	14 754	80 660
13019030	Cannabis resins	68 173	3 073 078	59 188	2 558 122
13019040	Lac	16 000	484 498	11 000	753 915
13019090	Natural gums, resins, gum-resins and oleoresins, other than gum arabic, cannabis resins, lac	2 968 466	45 925 054	2 963 973	44 828 377
13021200	Vegetable saps and extracts of liquorice	-	231	-	3 943
13021400	Vegetable saps and extracts of ephedra	-	600	-	25 808
13021940	Vegetable saps and extracts of pyrethrum or of the roots of plants containing rotenone	15 001	75 222	18 983	104 377
13021950	Vegetable saps and extracts of japan (or Chinese) lacquer (natural lacquer)	-	1	-	1
13021990	Vegetable saps and extracts, other than of opium, liquorice, hops, ephedra, cannabis,pyrethrum,japan/chinese lacquer	289 440	3 010 594	83 573	993 295
13022000	Pectic substances, pectinates and pectates	12	208 204	12	373 336
13023100	Agar-agar	70 840	710 853	1 073 789	10 627 468
13023200	Mucilages and thickeners, whether or not modified, derived from locust beans, locust bean seeds or guar seeds	500	14 656	5 250	82 918
13023911	Carrageenan powder, Semirefined	629 574	6 220 754	4 420 209	46 041 886
13023912	Carrageenan powder, Refined	258	20 565	2 367	451 087
13023913	Carrageenan, alkali treated carrageenan chips (ATCC)	27 250	1 036 400	167 409	7 090 069
13023919	Carrageenan, other than powder(refined and semirefined), alkali treated carrageenan chips (ATCC)	284 600	5 541 932	2 151 950	41 711 650

Tabel 3 : Ekspor Indonesia menurut Komoditi ( Kode HS 8 digit )

Desember 2019

Kode H S	Uraian golongan barang	Berat bersih (Kg)		Nilai F.O.B. ( U S \$ )	
		Bulan ini	Kumulatif	Bulan ini	Kumulatif
		(1)	(2)	(3)	(4)
13023990	Mucilages and thickeners, whether or not modified, other than agar-agar, locust bean, carrageenan	59 342	1 170 403	213 215	4 449 963
14011000	Bamboos, of a kind used primarily for plaiting	238 872	2 124 705	175 260	1 390 724
14019000	Vegetable materials of a kind used primarily for plaiting other than bamboo and rattans	39 444	842 296	116 332	1 177 139
14042000	Cotton linters	3 406	10 330	9 115	48 834
14049020	Vegetable products nec or included of a kind used primarily in tanning or dyeing, other than cotton linters	372 817	3 693 963	120 299	1 207 068
14049030	Kapok	499 795	6 994 699	359 749	5 766 817
14049091	Palm kernel shells	377 154 221	2 869 434 289	27 601 571	188 774 167
14049092	Empty fruit bunch of oil palm	-	750	-	18
14049099	Vegetable products nec or included oth used primarily in tanning/ dyeing,oth than HS 1404.20.00 - 1404.90.92	2 682 498	28 968 205	465 834	6 071 361
15019000	Poultry fat, other than that of heading 0209 or 1503	1 944	37 473	7 096	211 312
15041090	Fish-liver oils and their fractions other than solid fraction	-	19 800	-	156 721
15042090	Fats and oils and their fractions, of fish, other than liver oils, other than solid fractions	-	140 400	-	170 932
15050010	Lanolin	-	456	-	1 728
15050090	Wool grease and fatty substances derived therefrom, other than lanolin	-	5 602	-	14 877
15060000	Animal fats&oils&their fractions,o.t heading 1501-1504,whether/not refined,not chemically modified, n.e.c. in chapter 15	2 016	7 942	6 528	29 248
15071000	Crude soya-bean oil, whether or not degummed, not chemically modified	-	1 195	-	15 163
15079010	Fractions of unrefined soyabean oil, not chemically modified	-	5 800	-	4 681
15079090	Soya-bean oil and its fractions, refined, but not chemically modified, other than crude-oil	15 203	53 592	17 451	39 236
15081000	Crude ground-nut oil, whether or not refined, but not chemically modified	-	0	-	1
15089000	Ground-nut oil and its fractions, whether or not refined, but not chemically modified, other than crude oil	44	141	30	51
15091010	Virgin olive oil, not chemically modified, not solvent extraction, in packings of a net weight not exceeding 30 kg	-	1	-	15
15091090	Virgin olive oil, not chemically modified, not solvent extraction, in packings of a net weight exceeding 30 kg	-	281	-	1 380
15099019	Fractions of unrefined olive oil, not chemically modified, not solvent extraction, in packings of a net weight > 30 kg	33	63	324	381
15099091	Fractions of refined olive oil, not chemically modified, not solvent extraction, in packings of a net weight <= 30 kg	-	3	-	42
15099099	Fractions of refined olive oil, not chemically modified, not solvent extraction, in packings of a net weight > 30 kg	-	649	-	10 002
15100010	Crude oil, obtained solely from olives, solvent extraction, but not chemically modified	-	11	-	203
15100090	Fractions of refined oil,obtained solely from olives,not chemically modified,blend with oils/fraction of heading 1509	-	604	-	400
15111000	Crude palm oil, not chemically modified	966 564 101	7 398 795 689	557 013 088	3 640 109 337
15119020	Refined palm oil, not chemically modified	452 854 677	4 426 262 960	271 144 043	2 338 409 667
15119031	Solid fractions of refined palm oil, not chemically modified, with iodine value 30 or more, but less than 40	212 250 793	2 245 677 697	125 049 213	1 125 937 308
15119032	Solid fractions of refined palm oil, not chemically modified, with iodine value 40 or more	103 525 892	910 305 680	62 939 411	463 996 595

Tabel 3 : Ekspor Indonesia menurut Komoditi ( Kode HS 8 digit )

Desember 2019

Kode H S	Uraian golongan barang	Berat bersih (Kg)		Nilai F.O.B. ( U S \$ )	
		Bulan ini	Kumulatif	Bulan ini	Kumulatif
(1)	(2)	(3)	(4)	(5)	(6)
15119036	Liquid fractions of refined palm oil, not chemically modified, in packing of a net weight not exceeding 25 kg	115 604 855	1 417 201 582	84 366 919	909 766 003
15119037	Liquid fractions of refined palm oil, not chemically modified, in packing of a net weight>25kg, with 55<=iodine value<60	911 615 459	10 365 184 938	541 979 356	5 422 595 692
15119039	Liquid fractions of refined palm oil,not chemically modified,packing net weight>25kg,iodine value<55 or iodine value>=60	82 447 798	568 103 027	50 039 596	315 667 941
15119041	Solid fractions of unrefined palm oil, not chemically modified	-	112 802 196	-	56 246 492
15119042	Solid fractions of unrefined palm oil, not chemically modified, with packing of a net weight not exceeding 25 kg	-	18 037 863	-	8 921 298
15119049	Solid fractions of unrefined palm oil, not chemically modified, with packing of a net weight exceeding 25 kg	59 899 453	799 044 373	34 550 083	422 200 526
15121100	Crude oil of sunflowerseed or safflower oil, not chemically modified	-	2 700 000	-	1 012 500
15121910	Fractions of unrefined sunflowerseed oil or safflower oil, not chemically modified	-	16	-	43
15121920	Fractions of refined sunflowerseed oil or safflower oil, not chemically modified	61 526	61 530	77 374	77 376
15121990	Sunflower-seed or safflower oil and fractions other than crude oil, unrefined, refined, not chemically modified	554	3 768	2 806	22 857
15122100	Crude oil of cottonseed oil and its fractions whether or not gossypol has been removed, not chemically modified	45 606	106 406	77 074	185 227
15131100	Crude oil of coconut (copra) oil, not chemically modified	24 027 943	279 378 991	17 370 222	188 135 257
15131910	Fractions of unrefined coconut oil, not chemically modified	300 958	361 199	129 966	230 722
15131990	Coconut (copra) oil and its fractions other than crude oil and fraction of unrefined oil, not chemically modified	38 633 912	331 071 672	32 128 190	254 899 963
15132110	Crude oil of palm kernel, not chemically modified	147 833 120	650 626 159	104 896 249	399 709 929
15132190	Crude oil of babassu, not chemically modified	159	3 430	172	7 718
15132913	Unsolid fractions of unrefined palm kernel oil (palm kernel oil), not chemically modified	2 999 925	18 020 588	2 429 939	10 787 273
15132991	Solid fractions of refined palm kernel oil, not chemically modified	17 385 169	144 020 539	15 414 495	128 002 804
15132994	Palm kernel olein, refined, bleached and deodorized (RBD), not chemically modified	14 110 399	111 840 151	10 435 570	68 132 531
15132995	Palm kernel oil, RBD, not chemically modified	74 443 109	1 003 916 842	52 769 883	656 287 945
15132996	Fractions of refined palm kernel oil other than solid fraction and RBD, not chemically modified	-	290	-	3 900
15151100	Crude oil of linseed oil, not chemically modified	3	39	1	21
15151900	Linseed oil and its fractions, other than crude oil, not chemically modified	1	55	50	385
15152919	Fractions of unrefined maize (corn) oil, other than solid, but not chemically modified	-	40 137	-	8 137
15152991	Solid fractions of refined maize (corn) oil, but not chemically modified	-	330	-	4 125
15153010	Crude oil of castor oil, not chemically modified	-	2 090	-	1 965
15153090	Castor oil and its fractions, other than crude oil, but not chemically modified	9 000	20 130	14 644	51 323
15155010	Crude oil of sesame oil, not chemically modified	-	420	-	6 300
15155090	Fractions of refined sesame oil, but not chemically modified	-	4 229	-	35 378
15159011	Crude oil of Illipe nut oil, but not chemically modified	160	30 320	1 648	77 972
15159012	Fractions of unrefined Illipe nut oil, but not chemically modified	-	37 000	-	8 140
15159019	Fractions of refined Illipe nut oil, but not chemically modified	-	147 227	-	550 215

Tabel 3 : Ekspor Indonesia menurut Komoditi ( Kode HS 8 digit )

Desember 2019

Kode H S	Uraian golongan barang	Berat bersih (Kg)		Nilai F.O.B. ( U S \$ )	
		Bulan ini	Kumulatif	Bulan ini	Kumulatif
		(1)	(2)	(3)	(4)
15159021	Crude oil of Tung oil, but not chemically modified	5	355	1	8 051
15159029	Fractions of refined Tung oil, but not chemically modified	-	100	-	10 000
15159039	Fractions of refined Jojoba oil, but not chemically modified	-	38	-	561
15159091	Crude oil of other fixed vegetable fats&oils, o.t HS 1515.11.00-1515.90.39, but not chemically modified	-	60 217	-	97 406
15159099	Fractions of refined oil of other fixed vegetable fats&oils, o.t HS 1515.11.00-1515.90.39, but not chemically modified	74 110	1 345 530	154 227	4 189 200
15161090	Animal fats and oils and their fractions, not re-esterified, but not further prepared	-	3 003	-	8 270
15162011	Vegetable fats and oils and their fractions of soya beans, reesterified, but not further prepared	-	6	-	3
15162012	Vegetable fats and oils and their fractions of oil palm fruit, crude, reesterified, but not further prepared	-	745	-	1 177
15162014	Vegetable fats and oils and their fractions of coconuts, reesterified, but not further prepared	158 018	2 125 808	390 728	8 213 210
15162015	Vegetable fats and oils and their fractions of palm kernels, crude, reesterified, but not further prepared	1 189 560	15 965 974	3 248 681	51 823 011
15162016	Vegetable fats & oils and their fractions of palm kernels, refined, bleached and deodorized (RBD), reesterified	-	543 840	-	410 262
15162017	Vegetable fats and oils and their fractions of groundnuts, reesterified, but not further prepared	-	3 542	-	1 488
15162019	Vegetable fats and oils and their fractions, reesterified, but not further prepared, other than HS 1516.20.11-1516.20.18	481 690	7 336 284	412 769	5 892 034
15162031	Vegetable fats&oils & their fractions of groundnuts, coconuts, soya beans, hydrogenated, in flakes, not further prepared	104 700	1 461 065	107 521	1 457 568
15162034	Vegetable fats & oils & their fractions of palm oil, hydrogenated, in flakes, not further prepared	2 599 000	22 473 810	1 881 158	13 679 827
15162035	Vegetable fats & oils & their fractions of palm kernels, hydrogenated, in flakes, not further prepared	1 022 080	13 744 385	823 968	12 253 809
15162039	Vegetable fats and oils and their fractions, hydrogenated, but not further prepared, other than HS 1516.20.31-1516.20.35	-	70	-	268
15162042	Vegetable fats & oils & their fractions of coconuts, hydrogenated, in oth forms, not further prepared	137 440	982 041	123 171	957 109
15162043	Vegetable fats & oils & their fractions of groundnuts, hydrogenated, in oth forms, not further prepared	-	1 989	-	1 331
15162045	Vegetable fats & oils & their fractions of olives, hydrogenated, in oth forms, not further prepared	-	4 330	-	3 026
15162046	Vegetable fats & oils & their fractions of palm oil fruit, hydrogenated, in oth forms, not further prepared	3 217 420	21 589 580	2 178 881	14 199 948
15162047	Vegetable fats & oils & their fractions of palm oil kernels, hydrogenated, in oth forms, not further prepared	5 750 064	61 043 624	5 277 930	57 878 480
15162049	Vegetable fats&oils&their fractions, hydrogenated, in oth forms, not further prepared, oth than HS 1516.20.41-1516.20.48	291 140	1 155 820	312 980	1 304 100
15162052	Vegetable fats & oils & their fractions of olives, interesterified, not further prepared	12 000	27 454 625	8 765	15 771 991
15162054	Vegetable fats & oils & their fractions of groundnuts, palm oil & coconuts, interesterified, not further prepared	339 880	3 330 990	277 536	2 085 376
15162059	Vegetable fats&oils & their fractions, inter-esterified, not further prepared, other than HS 1516.20.51-1516.20.54	572 910	3 156 720	424 733	1 982 433
15162062	Refined bleached&deodorised (RBD) palm stearin, elaidinised, with an iodine value not exceeding 48,not further prepared	3 003 621	28 130 437	1 849 163	16 363 341

Tabel 3 : Ekspor Indonesia menurut Komoditi ( Kode HS 8 digit )

Desember 2019

Kode H S	Uraian golongan barang	Berat bersih (Kg)		Nilai F.O.B. ( U S \$ )	
		Bulan ini	Kumulatif	Bulan ini	Kumulatif
(1)	(2)	(3)	(4)	(5)	(6)
15162091	Palm stearin, elaidinised, with an iodine value exceeding 48, not further prepared	220 500	267 300	133 954	285 037
15162094	Fats & oils and their fractions of soya beans, elaidinised, not further prepared	-	3 700	-	4 504
15162096	Refined, bleached and deodorised (RBD) palm kernel stearin, elaidinised, not further prepared	1 679 896	20 085 438	1 701 562	20 050 526
15162098	Fats & oils and their fractions of ground-nuts, of oil palm or of coconuts, elaidinised, not further prepared	1 808 028	16 077 012	1 544 301	15 311 078
15162099	Vegetables fats & oils and their fractions, elaidinised, not further prepared, other than HS 1516.20.91-1516.20.98	1 683 375	16 228 139	1 569 032	11 942 775
15171010	Margarine, excluding liquid margarine, in airtight container for retail sale	5 918 316	64 785 436	3 953 347	42 525 930
15171090	Margarine, excluding liquid margarine, other than in airtight container for retail sale	4 653 784	47 277 342	2 997 718	28 508 258
15179010	Imitation ghee	494 810	4 130 400	294 010	2 803 189
15179020	Liquid margarine	-	65 487	-	40 148
15179030	Edible mixtures or preparations of animal or vegetable fats or oils, of a kind used as mould release preparations	-	9 000	-	8 685
15179043	Shortening	58 218 045	752 876 545	40 399 096	463 554 171
15179061	Liquid mixtures/preparations of vegetable fats or oils or of their fractions in which ground nut oil predominates	1 000	1 700	22 000	34 733
15179063	Liquid mixtures/preparations of vegetable fats/oils/of their fractions, oth palm oil predominates, packings <= 25 kg	-	24 525	-	22 195
15179064	Liquid mixtures/preparations of vegetable fats/oils/of their fractions, oth palm oil predominates, packings >25 kg	-	1 099 800	-	1 471 308
15179067	Liquid mixtures/preparations of vegetable fats/oils/of their fractions, soya-bean oil/coconut oil predominates	-	13	-	11
15179068	Liquid mixtures/preparations of vegetable fats/oils or of their fractions in which illipe nut oil predominates	61 875	3 317 871	162 609	9 337 491
15179090	Edible mix/preparations of animal/vegetable fats/oils/fractions of different fats/oils nec in 1517.90, o.t heading 15.16	16 862 201	235 838 397	14 500 555	183 151 331
15180014	Groundnut/soyabean/palm/coconut oil, boiled/oxidised/dehydrated/sulphurised/blown/ polymerised /chemically modified	-	178 551	-	101 319
15180015	Linseed oil & its fractions, boiled/oxidised/dehydrated/sulphurised/blown/ polymerised /chemically modified	-	60	-	1 500
15180016	Olive oil & its fractions, boiled/oxidised/dehydrated/sulphurised/blown/ polymerised /chemically modified	70	70	700	700
15180019	Veg fats&oil&its fractions, boiled/oxidise/dehydrate/sulphurise/blown/polymerised/chemically modified o.t 1518.00.14-16	528 390	5 500 996	282 028	3 076 618
15180031	Inedible mixtures or preparations of the palm oil fruits or of palm oil kernels	3 160 000	39 373 790	1 818 836	21 967 327
15180033	Inedible mixtures or preparations of linseed	10	10	154	154
15180035	Inedible mixtures or preparations of groundnuts	-	5	-	155
15180036	Inedible mixtures or preparations of soya beans or coconuts	-	4 172	-	6 230
15180039	Inedible mixtures/preparations of vegetable fats/oils/of fractions of different fats/oils o.t 1518.00.31-1518.00.37	1 456 580	31 486 750	902 257	17 763 350
15180060	Inedible mixtures/preparations of animal fats/oils or of fractions thereof and vegetable fats/oils/fractions thereof	6 044 670	71 838 498	3 431 007	37 317 598
15200010	Crude glycerol	45 185 037	651 258 226	7 515 214	121 992 303

Tabel 3 : Ekspor Indonesia menurut Komoditi ( Kode HS 8 digit )

Desember 2019

Kode H S	Uraian golongan barang	Berat bersih (Kg)		Nilai F.O.B. ( U S \$ )	
		Bulan ini	Kumulatif	Bulan ini	Kumulatif
(1)	(2)	(3)	(4)	(5)	(6)
15200090	Glycerol, glycerol waters and glycerol lyes, oth than crude glycerol	16 201	862 496	18 226	293 899
15211000	Vegetable waxes, whether or not refined or coloured	77 501	1 560 190	49 314	1 039 092
15219010	Beeswax and oth insect waxes, whether or not refined or coloured	116	7 334	12 479	152 740
15219020	Spermaceti, whether or not refined or coloured	-	2	-	0
15220010	Degras	-	180 000	-	66 600
15220090	Residues resulting from the treatment of fatty substances or animal or vegetable waxes	3 601 851	25 907 883	1 537 269	9 283 315
16010010	Sausages & similar products of meat/meat offal/blood, food preparation base on it, in airtight container for retail sale	149	11 726	718	38 819
16010090	Sausages&similar products of meat/meat offal/blood, food preparation based on, not in airtight container for retail sale	3 384	35 299	45 937	256 898
16021010	Homogenised prep of oth prepared/preserved meat, meat offal/blood contain pork, in airtight container for retail sale	-	1	-	80
16021090	Homogenised prep of oth prepared/preserved meat, meat offal/blood not contain pork,in airtight container for retail sale	5	58	3	706
16023110	Prepared or preserved meat, meat offal or blood of turkeys, in airtight containers for retail sale	-	837	-	3 150
16023191	Meat, meat offal or blood, mechanically deboned or separated meat of turkey, not in airtight container for retail sale	-	16 303	-	52 543
16023199	Prepared/preserved meat, meat offal/blood of turkeys, not in airtight containers for retail sale, oth than 1602.31.91	-	116	-	8
16023210	Prepared or preserved of chicken curry, in airtight containers for retail sale	-	842	-	2 520
16023290	Prepared/preserved of meat,meat offal/blood fowls of species Gallus domesticus, o.t chicken curry in airtight container	250	51 890	300	175 082
16023900	Prepared or preserved meat, meat offal or blood of poultry in heading 0105, other than turkeys&species Gallus domesticus	-	69	-	96
16025000	Prepared or preserved meat, meat offal or blood of bovine animals	2 935	23 674	5 959	49 912
16029010	Mutton curry, in airtight containers for retail sale	-	1 116	-	6 562
16029090	Prepared or preserved meat, meat offal, including blood of animals, other than 1602.10.10-1602.90.10	8 814	100 379	12 961	198 195
16030000	Extracts and juices of meat, fish or crustaceans, molluscs or oth aquatic invertebrates	16 800	385 280	26 965	971 720
16041110	Salmon whole or in pieces, but not minced, in airtight containers for retail sale	-	20	-	20
16041190	Salmon whole or in pieces, but not minced, not in airtight containers for retail sale	-	9 920	-	44 113
16041311	Sardines, whole or in pieces, but not minced, in airtight containers for retail sale	828 659	7 912 802	1 847 664	17 813 049
16041319	Sardines, whole or in pieces, but not minced, not in airtight containers for retail sale	493 209	3 974 874	1 105 218	9 289 598
16041399	Sardinella and bristling or sparts, whole or in pieces, but not minced, not in airtight containers for retail sale	-	16 918	-	32 854
16041411	Tunas, whole or in pieces, but not minced, in airtight containers for retail sale	4 984 262	61 156 047	21 882 502	271 578 485
16041419	Skipjack and bonito (Sarda spp) whole or in pieces, but not minced, in airtight containers	336 136	5 345 127	1 116 343	17 357 054
16041490	Tunas, skipjack and bonito (Sarda spp), whole or in pieces, but not minced, not in airtight containers for retail sale	3 069 530	29 100 857	8 783 492	122 114 635
16041510	Mackerel, whole or in pieces, but not minced, in airtight containers for retail sale	20 000	135 995	57 600	432 360

Tabel 3 : Ekspor Indonesia menurut Komoditi ( Kode HS 8 digit )

Desember 2019

Kode H S	Uraian golongan barang	Berat bersih (Kg)		Nilai F.O.B. ( U S \$ )	
		Bulan ini	Kumulatif	Bulan ini	Kumulatif
(1)	(2)	(3)	(4)	(5)	(6)
16041590	Mackerel, whole or in pieces, but not minced, not in airtight containers for retail sale	204 571	613 691	328 090	1 024 732
16041610	Anchovies, whole or in pieces, but not minced, in airtight containers for retail sale	-	61 830	-	258 497
16041710	Eels, whole or in pieces, but not minced, in airtight containers for retail sale	-	8 542	-	188 919
16041790	Eels, whole or in pieces, but not minced, not in airtight containers for retail sale	-	65 635	-	1 797 888
16041891	Shark fins, whole/in pieces, not minced, not ready for immediate consumption, in airtight containers for retail sale	-	47 307	-	612 169
16041930	Fish, whole or in pieces, but not minced, in airtight containers for retail sale, other than HS 1604.11.10-1604.19.20	19 125	198 908	29 698	976 325
16041990	Fish, whole or in pieces, but not minced, not in airtight containers for retail sale, oth than HS 1604.11.10-1604.19.20	8 700	306 308	87 290	3 036 770
16042020	Fish sausages	-	3	-	9
16042030	Fish ball	11 790	297 234	41 904	1 058 550
16042040	Fish paste	145 000	2 309 855	402 400	6 797 916
16042091	Prepared or preserved fish, in airtight containers for retail sale, other than fish sausage, fish ball, fish paste	36 000	1 035 821	146 900	2 934 515
16042099	Prepared or preserved fish, not in airtight containers for retail sale, other than fish sausage, fish ball, fish paste	421 690	2 791 418	1 517 125	9 213 392
16043200	Caviar substitutes	5 000	240 626	218 100	6 848 078
16051010	Crab, prepared or preserved, in airtight containers for retail sale	770 072	8 580 777	15 652 415	174 709 845
16051090	Crab, prepared or preserved, not in airtight containers for retail sale	549 638	6 320 372	12 299 611	130 975 308
16052100	Shrimps and prawns, prepared or preserved, not in airtight container	3 150 276	34 525 631	28 411 477	309 719 659
16052920	Shrimp ball, in airtight container	708 914	3 091 080	4 444 475	17 525 728
16052930	Breaded shrimp, in airtight container	641 203	7 197 310	5 309 223	58 937 173
16052990	Prepared or preserved shrimps and prawns, in airtight container, other than shrimp ball & breaded shrimp	258 815	6 625 436	947 205	30 354 971
16053000	Lobster, prepared or preserved	1 976	23 776	8 236	51 691
16054000	Crustacean, other than crab, shrimps, prawns, and lobsters, prepared or preserved	-	51 090	-	420 508
16055100	Oysters, prepared or preserved	-	1	-	34
16055200	Scallops, including queen scallops, prepared or preserved	-	6 418	-	14 479
16055410	Cuttle fish and squid, prepared or preserved, in airtight containers for retail sale	10 596	10 596	44 104	44 104
16055490	Cuttle fish and squid, prepared or preserved, not in airtight containers for retail sale	78 788	761 247	656 132	5 895 016
16055500	Octopus, prepared or preserved	67 689	695 865	715 422	6 570 041
16055600	Clams, cockles and arkshells, prepared or preserved	240 611	2 235 198	683 844	6 667 086
16055790	Abalone, prepared or preserved, not in airtight containers for retail sale	13 571	25 118	270 697	476 996
16055800	Snails, oth than sea snails prepared and preserved	7 776	1 183 860	44 787	5 425 612
16055900	Mollusc, o.t oysters,scallops,mussels,cuttle fish,squid,octopus,clams,cockles,arkshell,abalone,snail, prepared/preserved	-	241 503	-	601 903
16056100	Sea cucumbers, prepared or preserved	2 443	63 300	261 999	1 894 797
16056300	Jellyfish, prepared or preserved	16 500	46 502	49 500	124 505
16056900	Aquatic invertebrates, prepared or preserved, other than crustaceans, molluscs, sea cucumbers, sea urchins, jellyfish	-	33 052	-	160 605
17011200	Raw sugar of beet sugar in solid form, not containing added flavouring or colouring matter	40	43 701	25	66 517

Tabel 3 : Ekspor Indonesia menurut Komoditi ( Kode HS 8 digit )

Desember 2019

Kode H S	Uraian golongan barang	Berat bersih (Kg)		Nilai F.O.B. ( U S \$ )	
		Bulan ini	Kumulatif	Bulan ini	Kumulatif
		(3)	(4)	(5)	(6)
17011300	Raw sugar of cane sugar specified in subheading note 2, in solid form, not cont added flavouring/colouring matter	-	1 629	-	3 334
17011400	Raw sugar of cane sugar,in solid form, not contain added flavouring/colouring matter, o.t specified in Subheading Note 2	3 441	124 025	8 399	113 025
17019100	Cane or beet sugars, chemically pure sucrose, in solid form, containing added flavouring or colouring matter	28 340	43 981	24 455	37 892
17019910	Refined sugar	28 607	2 667 391	45 516	1 862 162
17019990	Cane/beet sugars, chemically pure sucrose,in solid form,o.t raw sugar, contain flavouring/colouring matter,refined sugar	114 345	668 198	129 802	882 826
17021100	Lactose and lactose syrup, contain by 99 % or more lactose, expressed as anhydrous lactose, calculated on the dry matter	-	520	-	494
17021900	Lactose and lactose syrup, contain less than 99 % lactose, expressed as anhydrous lactose, calculated on the dry matter	67 061	580 801	19 927	373 576
17022000	Maple sugar and maple syrup	-	2 672	-	2 513
17023010	Glucose, not containing fructose or containing in the dry state less than 20 % by weight of fructose	45 950	604 850	32 458	496 474
17023020	Glucose syrup, not containing fructose or containing in the dry state less than 20 % by weight of fructose	287 150	5 076 255	218 886	3 605 170
17024000	Glucose & glucose syrup, containing in the dry state >= 20 % but < 50 % by weight of fructose, excluding invert sugar	-	1	-	1
17025000	Chemically pure fructose	-	10	-	7
17026010	Fructose fructose in the dry state more than 50% by weight, excluding invert sugar	-	5 000	-	6 245
17026020	Fructose syrup containing in the dry state more than 50 % by weight of fructose, excluding invert sugar	56 000	3 404 550	32 574	1 451 874
17029011	Chemically pure maltose,in dry state with fructose 50%	-	203 500	-	99 206
17029019	Maltose syrup,in dry state with fructose 50%	109 359	2 116 963	243 227	2 399 846
17029020	Artificial honey,whether/not mixed with natural honey,in dry with fructose 50%	7 268	88 849	10 976	161 529
17029030	Flavoured/coloured sugars (excl maltose), in dry with fructose 50%	510	38 174	5 783	44 637
17029040	Caramel, in dry with fructose 50%	2 323	14 645	3 900	23 113
17029091	Syrup of sugar, in dry state with fructose 50%	4 526	883 469	6 387	1 543 556
17029099	Sugar, including invert sugar and sugar syrup blends, in dry with fructose 50% other than 1702.90.11-1702.90.91	2 384 788	36 464 764	3 426 935	49 275 559
17031010	Cane molasses, containing added flavouring/colouring matter	1 589 492	2 092 904	294 762	393 192
17031090	Cane molasses, not containing added flavouring/colouring matter	61 552 872	640 771 420	8 391 647	81 822 303
17039010	Molasses, resulting from the extraction or refining of sugar, contain add flavour/colour matter,other than cane molasses	-	4 938	-	11 462
17039090	Molasses, resulting from the extraction or refining of sugar, not contain add flavour/colour matter, oth cane molasses	24 215	548 806	73 846	1 943 226
17041000	Chewing gum, whether or not sugar-coated	108 510	1 355 768	474 453	4 477 934
17049010	Medicated pastilles & drops, not containing cocoa	17 694	210 234	125 236	1 456 342
17049020	White chocolate, not containing cocoa	103 806	1 288 252	340 254	3 534 173
17049091	Sugar confectionery,not contain cocoa,soft,contain gelatin,o.t chewing gum, medicated pastilles&drops, white chocolate	575 973	8 104 441	2 091 801	29 460 576
17049099	Sugar confectionery,not contain cocoa,o.t soft&contain gelatin,o.t chewing gum, medical pastilles&drops, white chocolate	2 930 570	37 035 576	8 089 992	96 246 317
18010000	Cocoa beans, whole or broken, raw or roasted	3 977 985	30 835 065	10 686 485	80 621 456
18020000	Cocoa shells, husks, skins and oth cocoa waste	499 566	6 656 148	65 325	1 559 022



Tabel 3 : Ekspor Indonesia menurut Komoditi ( Kode HS 8 digit )

Desember 2019

Kode H S	Uraian golongan barang	Berat bersih (Kg)		Nilai F.O.B. ( U S \$ )	
		Bulan ini	Kumulatif	Bulan ini	Kumulatif
(1)	(2)	(3)	(4)	(5)	(6)
18031000	Cocoa paste, defatted	1 167 924	19 763 954	4 069 499	80 058 048
18032000	Cocoa paste, wholly or partly defatted	3 031 056	45 074 644	4 043 099	55 646 982
18040000	Cocoa butter, fat and oil	10 983 205	136 824 912	60 661 446	741 923 953
18050000	Cocoa powder, not containing added sugar or other sweetening matter	9 666 611	84 122 214	16 418 524	136 107 125
18061000	Cocoa powder, containing added sugar or other sweetening matter	744 865	2 837 237	432 121	1 870 845
18062010	Chocolate confectionery blocks, slabs or bars weighing more than 2 kg	517 356	6 545 218	1 301 700	15 227 316
18062090	Chocolate, liquid,paste,granular or other bulk form in containers or immediate packings, of a content exceeding 2 kg	89 633	956 530	282 702	3 270 956
18063100	Chocolate and other food preparations containing cocoa, filled, in blocks, slabs, bars, weight <= 2kg	13 488	340 723	77 101	2 219 798
18063200	Chocolate and other food preparations containing cocoa, not filled, in blocks, slabs, bars, weight <= 2kg	31 096	2 418 421	95 034	7 773 252
18069010	Chocolate confectionery in tablets or pastilles	59 530	752 722	338 814	4 237 977
18069030	Food preparations of flour, meal, starch/malt extract, contain >=40 % but < 50 % by weight of cocoa	-	1 998	-	9 105
18069040	Food preparation of head 04.01-04.04, contain >=5% but <10% by weight of cocoa,for infant/young children,not retail sale	427	3 081	468	228 173
18069090	Chocolate and food preparation contain cocoa other than 1806.10.00-1806.90.40	732 221	4 385 276	2 162 162	12 839 991
19011010	Preparations suitable for infants or young children of malt extract, not contain or contain < 40% cocoa, for retail sale	36 816	379 549	159 334	1 733 884
19011020	Preparations suitable for infants or young children of HS 04.01-04.04, not contain or contain <5% cocoa,for retail sale	695 374	4 850 159	2 098 500	15 686 331
19011030	Preparations suitable for infants or young children of soya-bean powder, not contain/contain <40% cocoa,for retail sale	18 549	96 042	62 937	324 505
19011092	Food preparations of flour,groats,meal,starch,for children 1-3 years old, for retail sale, o.t HS 1901.10.10-1901.10.91	-	53	-	70
19011099	Food preparations of flour,groats,meal,starch for infant or >3 years old,for retail sale, o.t HS 1901.10.10-1901.10.91	595 207	3 521 016	1 834 422	10 685 531
19012010	Mixes&doughs for preparation of bakers' wares of head 19.05,of flour, groats, meal,starch/malt extract,not contain cocoa	101 989	1 557 024	167 321	2 312 971
19012020	Mixes&doughs for preparation of bakers' wares of head 19.05,of flour, groats, meal,starch/malt extract, containing cocoa	14 700	147 368	27 762	264 206
19012030	Mixes&doughs for preparation of bakers' wares of HS 1905, not contain cocoa,oth of flour,groats,meal,starch/malt extract	130 873	1 407 442	284 947	3 067 513
19012040	Mixes&doughs for preparation of bakers' wares of HS 1905, contain cocoa, oth of flour,groats,meal,starch/malt extract	4 284	36 467	11 331	80 975
19019019	Food preparations suitable for infants/young children, not put up for retail sale, other than medical foods	17 129	287 509	35 946	624 463
19019020	Malt extract	116 306	260 263	1 064 294	2 263 143
19019031	Filled milk, of goods of heading 04.01 to 04.04	-	15 974	-	16 074
19019032	Food preparation of goods of HS 04.01-04.04, containing cocoa powder, other than filled milk	-	13 803	-	47 499
19019039	Food preparation of goods of HS 04.01-04.04, not containing cocoa powder, other than filled milk	176 928	1 098 731	607 631	3 007 859
19019041	Soya based preparation, in powder form	-	1	-	5
19019049	Soya based preparation, other than in powder form	26 999	244 059	40 585	535 745
19019091	Medical foods, other than preparations suitable for infants or young childrens	900	58 732	1 065	61 489

Tabel 3 : Ekspor Indonesia menurut Komoditi ( Kode HS 8 digit )

Desember 2019

Kode H S	Uraian golongan barang	Berat bersih (Kg)		Nilai F.O.B. ( U S \$ )	
		Bulan ini	Kumulatif	Bulan ini	Kumulatif
(1)	(2)	(3)	(4)	(5)	(6)
19019099	Food preparations suitable not for infants/young children, other than 1901.10.10-1901.90.91	1 310 285	15 475 343	3 463 906	37 272 387
19021100	Uncooked pasta, not stuffed/othwise prepared, containing eggs	2 270	132 044	2 943	187 209
19021920	Rice vermicelli (including bee hoon), uncooked, not stuffed/othwise prepared, not containing eggs	16 260	201 275	10 295	121 301
19021931	Transparent vermicelli of corn, uncooked, not stuffed/otherwise prepared, not containing eggs	-	26 874	-	23 928
19021939	Transparent vermicelli, uncooked, not stuffed/otherwise prepared, not containing eggs, other than of corn	-	4 193	-	8 591
19021940	Noodles, uncooked, not stuffed/otherwise prepared, not containing eggs, oth than rice vermicelli& transparent vermicelli	118 788	1 661 883	185 337	2 839 573
19021990	Uncooked pasta, not stuffed/otherwise prepared, not containing eggs, other than rice vermicelli& transparent vermicelli	812 200	9 975 424	957 541	12 198 448
19022010	Stuffed pasta with meat or meat offal, whether or not cooked or otherwise prepared	924	9 465	1 831	19 425
19022090	Stuffed pasta whether or not cooked/otherwise prepared,other than stuffed with meat/meat offal,fish,crustaceans/molluscs	3 072	22 032	19 931	112 951
19023020	Rice vermicelli (including bee hoon), cooked or otherwise prepared, other than stuffed	65 873	352 374	82 456	612 488
19023030	Transparent vermicelli, cooked or otherwise prepared, other than stuffed	3 680	226 571	4 065	371 855
19023040	Instant noodles, whether or not cooked or otherwise prepared, other than stuffed	10 815 704	131 848 514	17 749 701	220 672 965
19023090	Cooked pasta, not stuffed, other than rice vermicelli, transparent vermicelli, instant noodles	1 255 171	18 330 213	2 539 426	32 058 667
19024000	Couscous	-	410	-	1 540
19030000	Tapioca & substitutes therefor prepared from starch, in the form of flakes, grains, pearls, siftings or in similar forms	140 389	1 881 252	377 670	4 362 493
19041010	Prepared food obtained by the swelling/roasting of cereals/cereal products, containing cocoa	30	180 612	214	636 080
19041090	Prepared food obtained by the swelling/roasting of cereals/cereal products, not containing cocoa	166 988	1 921 842	568 844	6 331 463
19042010	Prepared foods obtained from unroasted cereal flakes	7 223	179 920	12 721	427 104
19042090	Prepared foods obtained from mixtures of unroasted cereal flakes and roasted cereal flakes or swelled cereals	55 247	282 737	90 358	718 879
19043000	Bulgur wheat	56	2 892	430	14 956
19049010	Rice preparations, including pre-cooked rice	5	21 792	20	87 071
19049090	Cereals (oth maize (corn)), in grain form/other worked grains (except flour, groats&meal), pre?cooked/otherwise prepared	308 130	3 143 906	1 850 948	19 063 463
19051000	Crispbread, whether or not containing cocoa	103 221	969 088	215 895	1 834 289
19052000	Gingerbread and the like, whether or not containing cocoa	3 957	102 940	5 382	80 647
19053110	Sweet biscuits, not containing cocoa	5 061 874	60 730 437	17 409 730	197 190 402
19053120	Sweet biscuits, containing cocoa	4 744 965	53 060 487	8 769 042	96 914 222
19053210	Waffles	532 588	9 036 522	1 565 789	26 179 434
19053220	Wafers	11 984 845	130 640 570	27 402 969	296 696 964
19054010	Rusk, toasted bread & similar toasted product, not containing added sugar, honey, eggs, fats, cheese or fruit	15 766	104 236	23 663	165 070
19054090	Rusk, toasted bread & similar toasted product, containing added sugar, honey, eggs, fats, cheese or fruit	33 519	540 368	106 811	1 363 722
19059010	Unsweetened teething biscuits	1 186 101	12 139 150	2 286 724	22 548 704
19059020	Unsweetened biscuits, other than teething biscuits	208 678	1 450 073	318 795	1 991 312
19059030	Cakes	54 224	618 311	145 697	2 014 677
19059040	Pastries	160 603	516 303	237 850	1 002 203

Tabel 3 : Ekspor Indonesia menurut Komoditi ( Kode HS 8 digit )

Desember 2019

Kode H S	Uraian golongan barang	Berat bersih (Kg)		Nilai F.O.B. ( U S \$ )	
		Bulan ini	Kumulatif	Bulan ini	Kumulatif
(1)	(2)	(3)	(4)	(5)	(6)
19059050	Flourless bakers' wares	780	6 024	277	5 705
19059070	Communion wafers, sealing wafers, rice paper and similar products	74	4 666	34	15 565
19059080	Crisp savoury food products, nec in heading 1905, whether or not containing cocoa	241 259	2 694 986	545 441	5 162 438
19059090	Bread,pastry,cake,biscuit&oth bakers' wares,won contain cocoa,sealing wafer,rice paper&sim, o.t HS 1905.10.00-1905.90.80	1 423 601	11 065 973	3 380 363	23 621 602
20011000	Cucumbers and gherkins, prepared or preserved by vinegar or acetic acid	1	5	1	4
20019010	Onions, prepared or preserved by vinegar or acetic acid	-	238	-	298
20019090	Vegetables,fruit,nuts&other edible parts of plants, prepared/preserved by vinegar/acetic acid,o.t cucumber,gherkin,onion	1 693	101 330	1 921	131 817
20029010	Tomato paste, prepared or preserved otherwise than by vinegar or acetic acid	-	894	-	1 067
20029090	Tomatoes not whole or in pieces, prepared/preserved otherwise than by vinegar or acetic acid, other than paste&powder	-	131	-	1 297
20031000	Mushrooms of the genus Agaricus, prepared or preserved othwise than by vinegar or acetic acid	183 601	1 882 828	346 341	3 360 790
20039090	Mushrooms, prepared or preserved othwise than by vinegar or acetic acid, other than mushrooms of the genus Agaricus	2 712	11 761	2 474	31 512
20041000	Potatoes, prepared or preserved otherwise than by vinegar or acetic acid, frozen, other than products of heading 20.06	521	9 339	552	11 956
20049010	Vegetable&mix,preserved o.t by vinegar/acetic acid,frozen,o.t 20.06,o.t tomato,mushroom,potato, for infant/young child	2 000	32 815	326	12 961
20049090	Vegetable&mix,preserved o.t by vinegar/acetic acid,frozen,o.t 20.06,o.t tomato,mushroom,potato,not for infant/youngchild	106 537	1 652 548	241 194	3 446 043
20051090	Homogenised vegetable not in airtight container,not retail sale,not frozen,prepared/preserved oth by vinegar/acetic acid	10 490	10 490	26 754	26 754
20052011	Potatoes chips&sticks in airtight container, retail sale, not frozen,not prepared/preserved by vinegar/acetic acid	10 535	119 105	33 917	508 306
20052019	Potato chips&sticks not in airtight container, not retail sale,not frozen,not prepared/preserved by vinegar/acetic acid	-	253 010	-	1 315 100
20052099	Potato not in airtight container,not retail sale,not frozen,not prepared/preserved by vinegar/acetic acid,o.t chip&stick	-	21 844	-	274 240
20054000	Peas, prepared or preserved otherwise than by vinegar or acetic acid, not frozen, other than products of heading 20.06	-	3 534	-	8 128
20055100	Beans,shelled, prepared/preserved otherwise than by vinegar/acetic acid, not frozen,other than products of heading 20.06	45	10 738	133	54 170
20055910	Beans in airtight container,retail sale, prepared/preserved otherwise than by vinegar/acetic acid,not frozen,o.t shelled	-	8 753	-	3 008
20055990	Beans o.t in airtight container for retail sale, prepared/preserved oth by vinegar/acetic acid,not frozen,o.t shelled	108	2 521	287	6 252
20058000	Sweet corn, prepared/preserved otherwise than by vinegar/acetic acid, not frozen, other than products of heading 20.06	42	368	77	1 577
20059100	Bamboo shoots,prepared/preserved otherwise than by vinegar/acetic acid, not frozen, other than products of heading 20.06	-	360	-	120

Tabel 3 : Ekspor Indonesia menurut Komoditi ( Kode HS 8 digit )

Desember 2019

Kode H S	Uraian golongan barang	Berat bersih (Kg)		Nilai F.O.B. ( U S \$ )	
		Bulan ini	Kumulatif	Bulan ini	Kumulatif
(1)	(2)	(3)	(4)	(5)	(6)
20059910	Vegetbl&mix of vege in airtight container,retail sale,prepare/preserve o.t vinegar/acetic acid, o.t HS 2005.10-2005.91	-	4	-	3
20059990	Vegetbl&mix of vege not in airtight container,not retail,prepare/preserve oth vinegar/acetic acid,o.t HS 2005.10-2005.91	110 718	1 876 849	127 504	2 145 972
20060000	Vegetables, fruit, nuts, fruit-peel and other parts of plants, preserved by sugar (drained, glace or crystallised)	-	45 881	-	86 774
20071000	Jams,fruit jellies, marmalades,fruit/nut, homogenised preparations, obtained by cooking, won cont added sugar/oth sweet	48 894	486 043	82 409	810 786
20079100	Jams, jellies,marmalades,of citrus fruit,not homogenised preparations,obtained by cooking,won cont added sugar/oth sweet	1 124	4 874	686	4 856
20079910	Fruit pastes oth of mangoes, pineapples or strawberries,not homogenised preparations,won cont added sugar/oth sweet	9 476	178 787	58 600	614 598
20079920	Jams and fruit jellies oth of citrus fruit,not homogenised preparations,won cont added sugar/oth sweet	1 151	15 828	5 816	54 166
20079990	Fruit pastes of mangoes, pineapples or strawberries,not homogenised preparations,won cont added sugar/oth sweet	243 497	1 638 260	548 753	4 485 922
20081110	Roasted ground nuts, otherwise prepared/preserved won contain sugar/sweetening matter	219 655	1 554 488	668 304	4 497 972
20081120	Peanut butter, otherwise prepared/preserved won contain sugar/sweetening matter	35 772	385 825	90 902	840 896
20081190	Ground nuts, otherwise prepared/preserved won contain sugar/sweetening matter, other than roasted&peanut butter	67 148	828 554	259 324	2 881 549
20081910	Cashew nut including mixture, otherwise prepared/preserved won contain sugar/sweetening matter	111 781	245 636	249 904	1 643 983
20081991	Nut including mixture,roasted,otherwise prepared/preserved won contain sugar/sweetening matter,o.t gorund nut,cashew nut	17 481	476 649	46 277	1 101 388
20081999	Nut including mixture,not roasted,otherwise prepared/preserved won contain sugar/sweetening matter,other than cashew nut	82 793	886 885	209 623	3 270 991
20082010	Pineapple in airtight container, for retail sale, otherwise prepared/preserved won contain sugar/sweetening matter	-	151	-	201
20082090	Pineapple not in airtight container for retail sale, otherwise prepared/preserved won contain sugar/sweetening matter	14 482 550	187 841 081	15 076 281	162 157 590
20083090	Citrus fruits, otherwise prepared/preserved, not containing added sugar or other sweetening matter or spirit	116	3 210	310	6 996
20089390	Cranberries, otherwise prepared/preserved, not containing added sugar or other sweetening matter or spirit	1 520	3 040	181	362
20089710	Mix of stems,roots&other edible parts of plants,not incl fruits/nuts won contain added sugar/other sweetener or spirit	100	2 378	1 057	12 237
20089720	Mix of stems,roots&other edible parts of plants, including fruits/nuts, contain added sugar/other sweetener or spirit	642 512	9 162 528	704 991	9 105 175
20089790	Mix of stems,roots&other edible parts of plants, including fruits/nuts, not contain added sugar/other sweetener/spirit	200	407	85	194
20089910	Lychees, otherwise prepared/preserved whether or not contain sugar/sweetening matter	-	25	-	325

Tabel 3 : Ekspor Indonesia menurut Komoditi ( Kode HS 8 digit )

Desember 2019

Kode H S	Uraian golongan barang	Berat bersih (Kg)		Nilai F.O.B. ( U S \$ )	
		Bulan ini	Kumulatif	Bulan ini	Kumulatif
(1)	(2)	(3)	(4)	(5)	(6)
20089920	Longans, otherwise prepared/preserved whether or not contain sugar/sweetening matter	-	2 779	-	4 504
20089930	Stems,roots&other edible part of plant,not incl fruit/nut,othwise prepared/preserved won contain sugar/sweetening matter	18 180	221 134	6 490	145 581
20089940	Stems,roots&other edible part of plant,including fruit/nut,othwise prepared/preserved, contain sugar/sweetening matter	-	170 987	-	173 567
20089990	Stems,roots&other edible part of plant,includ fruit/nut,othwise prepared/preserved, not contain sugar/sweetening matter	754 775	12 093 876	1 171 001	22 025 243
20091100	Orange juice, frozen	-	1 450	-	315
20091200	Orange juice, not frozen, of a brix value not exceeding 20	-	1 946	-	2 637
20091900	Orange juice, not frozen, of a Brix value exceeding 20	19 234	303 370	12 167	293 870
20092100	Grapefruit (including pomelo) juice, of a brix value not exceeding 20	-	300	-	107
20092900	Grapefruit (including pomelo) juice, of a brix value exceeding 20	4 228	10 624	13 817	43 523
20093900	Juice of any other single citrus fruit, of a brix value exceeding 20	-	1 189	-	3 445
20094100	Pineapple juice, of a brix value not exceeding 20	55 440	743 617	20 749	290 161
20094900	Pineapple juice, of a brix value exceeding 20	1 946 708	25 981 295	2 493 034	28 542 339
20096900	Grape juice (including grape must), of a brix value exceeding 20	35	450	278	60 735
20097900	Apple juice, of a brix value exceeding 20	4 980	148 915	12 226	179 250
20098190	Cranberry juice not suitable for infants or young children	2 000	4 000	290	579
20098910	Blackcurrant juice	-	24 764	-	38 605
20098999	Juice, other than HS 2009.11.00-2009.89.10, not suitable for infants or young children	148 865	1 354 891	173 085	1 719 723
20099091	Mixtures of juices, not suitable for infants or young children, ready for immediate consumption	78 523	797 602	329 770	1 507 007
20099099	Mixtures of juices, not suitable for infants or young children, not ready for immediate consumption	16 159	302 350	27 738	891 390
21011110	Instant coffee	2 371 499	49 658 871	7 992 918	162 498 925
21011190	Extracts, essences and concentrates of coffee, other than instant coffee	165 545	1 912 719	662 241	8 554 668
21011210	Mixtures in paste form with a basis of ground roasted coffee, containing vegetable fats	20 800	51 714	57 634	139 996
21011291	Coffee preparation with a basis of extracts, essences or concentrate containing added sugar, won containing creamer	18 838 671	139 675 735	57 827 936	419 559 778
21011292	Coffee preparation with a basis of ground roasted coffee containing added sugar, whether or not containing creamer	2 511	15 607	13 366	55 647
21011299	Mixtures not in paste form with a basis of ground roasted coffee, containing vegetable fats	486 274	3 503 048	1 333 712	9 692 218
21012020	Tea extracts for the manufacture of tea preparations, in powder form	9 169	1 096 718	23 963	1 499 641
21012030	Preparations of tea consisting of a mixture of tea, milk powder and sugar	29 861	219 247	115 503	595 360
21012090	Extracts, essences&concentrates, of tea or mat@, not in powder form, not consisting of mixture of tea,milk powder&sugar	23 919	285 324	120 837	1 587 167
21013000	Roasted chicory and oth roasted coffee substitutes, and extracts, essences and concentrates thereof	154	105 305	1 440	57 862
21021000	Active yeasts	-	11 004	-	17 408
21022010	Inactive yeasts, of a kind used in animal feeding	-	340 002	-	189 001
21022090	Inactive yeasts, of a kind not used in animal feeding	885	5 067	8 100	30 296
21023000	Prepared baking powders	7 580	127 636	27 272	338 059
21031000	Soya sauce	928 836	14 629 137	1 322 981	20 680 928
21032000	Tomato ketchup and oth tomato sauces	50 793	877 364	52 044	904 145
21033000	Mustard flour and meal and prepared mustard	30 944	157 565	56 782	265 647

Tabel 3 : Ekspor Indonesia menurut Komoditi ( Kode HS 8 digit )

Desember 2019

Kode H S	Uraian golongan barang	Berat bersih (Kg)		Nilai F.O.B. ( U S \$ )	
		Bulan ini	Kumulatif	Bulan ini	Kumulatif
(1)	(2)	(3)	(4)	(5)	(6)
21039011	Chilli sauce	520 553	6 086 079	1 072 760	11 286 087
21039012	Fish sauce	-	1 110	-	8 040
21039013	Sauces other than Chilli sauce or Fish sauce	119 051	1 214 988	397 383	4 402 566
21039019	Preparations of sauces	2 432 290	33 709 578	9 217 059	137 980 998
21039021	Shrimp paste including belachan (blachan)	241 822	1 867 384	134 339	1 315 789
21039029	Mixed condiments and mixed seasonings other than shrimp paste	139 713	2 003 832	420 958	5 904 295
21041011	Soups and broths & preparation therefor containing meat, suitable for infants or young children	-	3 200	-	39 800
21041019	Soups and broths & preparation therefor containing meat, not suitable for infants or young children	441	11 400	1 583	29 970
21041099	Soups and broths & preparation therefor, not containing meat, not suitable for infants or young children	24 288	225 454	75 606	713 733
21042011	Homogenised composite food preparation, containing meat, suitable for infants or young children	-	60	-	405
21042019	Homogenised composite food preparation, containing meat, not suitable for infants or young children	382 474	2 524 212	559 871	7 720 051
21042091	Homogenised composite food preparation, not containing meat, suitable for infants or young children	-	553	-	3 158
21042099	Homogenised composite food preparation, not containing meat, not suitable for infants or young children	2 744	18 776	5 300	49 005
21050000	Ice cream and other edible ice, whether or not containing cocoa	931 515	45 965 428	2 150 053	123 297 209
21061000	Protein concentrates and textured protein substances	2 507	39 023	18 151	206 447
21069011	Dried bean curd and dried bean curd stick	44 000	188 938	99 400	454 482
21069012	Fresh soybean curd (tofu)	7 322	37 760	26 066	129 532
21069019	Beancurd, other than dried bean curd, dried bean curd stick, fresh soybean curd (tofu)	29 396	370 428	84 602	2 307 715
21069020	Powdered alcohol	-	47 715	-	58 331
21069030	Non-dairy creamer	1 277 757	18 783 565	1 974 952	29 231 174
21069041	Autolysed yeast extracts in powder form	4 545	46 529	4 207	236 209
21069049	Autolysed yeast extracts not in powder form	192 648	1 619 673	230 942	2 017 452
21069053	Ginseng based products	300	53 760	16 112	163 640
21069054	Non-alcoholic preparations used as raw material for the manufacture of composite concentrates, other than ginseng	-	93 190	-	565 673
21069055	Non-alcoholic, composite concentrates for simple dilution with water to make beverages, other than ginseng	2 763 144	30 067 314	6 670 060	66 835 246
21069059	Non-alcoholic preparations of a kind used for the making/for the manufacture of beverages oth than HS 21069053-21069055	326 857	3 053 802	1 113 123	8 707 904
21069064	Composite concentrate for simple dilution water to make beverage kind used for making alcoholic beverage, in liquid form	-	130 000	-	95 375
21069066	Alcoholic preparations, of a kind used for the manufacture of alcoholic beverages, in liquid form	-	3	-	70
21069067	Alcoholic preparations, of a kind used for the manufacture of alcoholic beverages, not in liquid form	-	1 479	-	1 023
21069069	Alcoholic preparations of a kind used for the making or for the manufacture of beverages oth than HS 21069066-21069067	-	11	-	77
21069071	Food supplements based on ginseng	1 992	1 992	22 623	22 623
21069072	Food supplements based on other than ginseng	326 708	6 547 725	3 996 330	57 540 520
21069081	Food preparations for lactase deficient infants or young children	6 074	95 182	32 029	501 616
21069089	Food preparations not for lactase deficient infants or young children	12 297	254 535	45 125	977 591
21069091	Food preparation, mix of chemicals with foodstuffs/oth substances with nutritive value, of a kind used for food processing	71 255	1 322 468	169 654	4 169 856

Tabel 3 : Ekspor Indonesia menurut Komoditi ( Kode HS 8 digit )

Desember 2019

Kode H S	Uraian golongan barang	Berat bersih (Kg)		Nilai F.O.B. ( U S \$ )	
		Bulan ini	Kumulatif	Bulan ini	Kumulatif
(1)	(2)	(3)	(4)	(5)	(6)
21069092	Flavoured or coloured syrups	154 057	1 541 663	104 583	1 368 820
21069095	Seri kaya	-	600	-	2 303
21069096	Medical foods n.e.c. in heading no. 2106	9 559	130 660	167 378	1 631 739
21069097	Tempeh	12 000	339 091	26 165	779 665
21069098	Flavouring preparations, nec in heading 21.06	191 657	1 671 525	1 887 582	9 807 260
21069099	Food preparations not elsewhere specified or included, nec in heading 21.06	13 897 972	136 871 391	20 838 086	202 481 603
22011010	Mineral waters	12 011 990	127 686 635	1 548 116	19 163 249
22011020	Aerated waters	4 032	118 929	798	33 533
22019090	Water, not containing added sugar/sweetening matter nor flavoured, other than mineral water & aerated water	408 161	4 467 339	217 939	2 120 245
22021010	Sparkling mineral waters or aerated waters, flavoured	587 003	13 347 583	376 030	8 763 267
22021090	Waters, containing added sugar or other sweetening matter or flavoured, other than sparkling mineral/aerated waters	3 195 375	51 259 212	3 241 137	43 460 784
22029100	Non-alcoholic beer	10	51 590	3	106 152
22029910	Flavoured UHT milk drinks	228 907	2 200 482	290 026	2 538 909
22029920	Soya milk drinks	-	7 427	-	8 907
22029940	Coffee based drinks or coffee flavoured drinks	562 291	1 410 042	572 419	1 362 468
22029950	Non-aerated beverages ready for immediate consumption without dilution, other than HS 2202.91.00-2202.99.40	2 781 216	42 931 770	1 391 308	22 994 261
22029990	Aerated beverages ready for immediate consumption without dilution, other than HS 2202.91.00-2202.99.40	257 549	4 973 354	411 409	13 876 427
22030011	Stout or porter of an alcoholic strength by volume not exceeding 5.8 % vol	-	485	-	1 014
22030019	Stout or porter of an alcoholic strength by volume exceeding 5.8 % vol	57 266	1 141 124	65 149	1 141 944
22030091	Beer made from malt, including ale of an alcoholic strength by volume not exceeding 5.8 % vol, other than stout/porter	1 196	246 529	5 372	102 107
22030099	Beer made from malt, including ale of an alcoholic strength by volume exceeding 5.8 % vol, other than stout/porter	884 180	8 762 748	672 166	6 477 013
22041000	Sparkling wine	39	84 720	1 044	454 588
22042111	Wine of an alcoholic strength by volume not exceeding 15 % vol, in container holding 2 l or less	-	52 342	-	401 321
22042114	Wine of an alcoholic strength by volume exceeding 23% vol, in container holding 2 l or less	-	54	-	45
22042122	Grape must with fermentation prevented/arrested by addition of alcohol strength by vol>15%, in container holding<=2 l	-	3	-	1
22042911	Wine of an alcoholic strength by volume not exceeding 15 % vol, in container holding > 10 l	201	1 871	696	5 122
22042914	Wine of an alcoholic strength by volume exceeding 23% vol, in container holding > 10 l	2 400	6 260	12 269	27 913
22042921	Grape must with fermentation prevented/arrested by addition of alcohol strength by vol<=15%,in container holding>10 l	-	1	-	2
22043020	Grape must o.t fermentation prevented/arrested by the addition of alcohol, of an alcoholic strength by volume > 15 % vol	-	2	-	3
22051010	Vermouth and other aromatic wine, of an alcoholic strength by vol<=15%, in container holding<=2 l	-	9	-	37
22060010	Cider or perry	-	50 424	-	48 011
22060020	Sake	-	18	-	3
22060091	Rice wine (including medicated rice wine), nec in heading 22.03 or 22.06	-	30	-	189
22060099	Fermented beverages nec in heading no. 22.03-22.06	87	4 662	61	6 534
22071000	Undenatured ethyl alcohol of an alcoholic strength by volume of 80 % vol or higher	7 498 460	54 788 455	5 784 944	46 369 572

Tabel 3 : Ekspor Indonesia menurut Komoditi ( Kode HS 8 digit )

Desember 2019

Kode H S	Uraian golongan barang	Berat bersih (Kg)		Nilai F.O.B. ( U S \$ )	
		Bulan ini	Kumulatif	Bulan ini	Kumulatif
(1)	(2)	(3)	(4)	(5)	(6)
22072090	Ethyl alcohol&other spirits, denatured, of any strength, other than denatured ethyl alcohol including methylated spirits	8 000	189 258	11 221	262 716
22082090	Spirits obtained by distilling grape wine or grape marc, other than brandy	-	141 688	-	416 576
22083000	Whiskies	4	6 284	103	501 178
22085000	Gin and Geneva	15	116	426	2 890
22086000	Vodka	44	16 704	550	193 411
22087010	Liqueurs and cordials of an alcoholic strength by volume not exceeding 57 % vol	-	391	-	1 996
22089099	Spirituos beverages of an alcoholic strength by volume exceeding 1.14 % vol, other than HS 2208.20.50-2208.90.80	-	19	-	316
22090000	Vinegar and substitutes for vinegar obtained from acetic acid	46 988	292 498	14 929	320 285
23011000	Flours, meals and pellets, of meat or meat offal, greaves	22 557	239 507	8 799	182 334
23012010	Flours, meals & pellets, of fish, with a protein content < 60% by weight	51 000	1 593 500	37 280	1 343 968
23012020	Flours, meals & pellets, of fish, with a protein content > 60% by weight	1 183 000	9 781 900	1 084 422	11 945 181
23012090	Flours, meals & pellets, of crustaceans/molluscs/oth aquatic invertebrates	223 475	2 376 707	126 063	1 260 163
23021000	Bran, sharps and other residues, of maize (corn)	1 116 660	9 278 701	189 617	1 601 805
23023010	Bran and pollard of wheat	12 289 585	316 400 847	2 508 544	60 592 620
23023090	Sharps and other residues, of wheat, other than bran and pollard	10 400 002	95 357 170	1 856 004	18 129 041
23024010	Bran,sharps &oth residues, whether or not in the form of pellets, derived from the sifting, milling/oth working, of rice	-	396 102	-	139 093
23024090	Bran,sharps&oth residu,whether/not in the form of pellet,derived from the sifting,milling/oth working,of cereal,oth rice	160 156	815 519	50 313	273 635
23025000	Bran,sharps & oth residues, whether or not in the form of pellets, of leguminous plants	-	102 500	-	22 038
23031010	Residues of starch manufacture and similar residues of manioc (cassava) or sago	156	341 613	107	56 388
23031090	Residues of starch manufacture and similar residues other than manioc (cassava) or sago	841 000	12 390 460	265 355	4 176 422
23032000	Beetpulp, bagasse and oth waste of sugar manufacture	213 020	5 329 265	49 888	1 235 579
23040010	Defatted soya-bean flour	-	12 793	-	7 042
23040090	Oil-cake and other solid residues, resulting from the extraction of soya-bean oil, other than defatted soya-bean flour	-	911	-	192
23050000	Oil-cake & oth solid residues, won ground or in the form of pellets, resulting from the extraction of ground-nut oil	-	1 360	-	2 963
23061000	Oil-cake & oth solid residues, w.o.n ground or in the form of pellets, resulting from the extraction of cotton seeds	228 000	1 759 000	62 700	515 620
23063000	Oil-cake & oth solid residues, w.o.n ground or in the form of pellets, resulting from the extraction of sunflower seeds	-	617	-	1 433
23064920	Oil-cake and other solid residues, of colza seeds oth low erucic acid	180 000	1 100 000	46 410	275 395
23065000	Oil-cake & oth solid residues, w.o.n ground or in the form of pellets, resulting from the extraction of coconut or copra	28 581 044	237 639 452	5 028 104	39 458 333
23066010	Oil-cake and other solid residues, of palm nuts or kernels, ground or in the form of pellets	310 399 972	2 911 616 337	29 976 018	284 314 151
23066090	Oil-cake and other solid residues, of palm nuts or kernels, other than ground or in the form of pellets	268 908 348	2 444 417 290	30 883 230	278 387 328



Tabel 3 : Ekspor Indonesia menurut Komoditi ( Kode HS 8 digit )

Desember 2019

Kode H S	Uraian golongan barang	Berat bersih (Kg)		Nilai F.O.B. ( U S \$ )	
		Bulan ini	Kumulatif	Bulan ini	Kumulatif
(1)	(2)	(3)	(4)	(5)	(6)
23069010	Oil-cake & oth solid residues, w.o.n ground or in the form of pellets, resulting from the extraction of maize(corn) germ	866 136	9 179 326	112 612	1 251 170
23069090	Oil-cake&other solid residu,w.o.n ground/in pellet form, from extraction of vegetable fat/oil, o.t 2306.10.00-2306.90.10	13 870 420	84 404 811	5 587 599	28 263 312
23080000	Vegetable materials&waste,vegetable residues, whether or not in pellets form, used in animal feeding, not else specified	2 668 825	28 910 947	1 205 768	15 173 068
23091010	Dog or cat food, put up for retail sale, containing meat	51	362 058	1 503	447 831
23091090	Dog or cat food, put up for retail sale, not containing meat	1 553	6 369	1 669	56 785
23099011	Complete feed of a kind suitable for poultry	419 011	7 557 878	202 567	7 401 860
23099012	Complete feed of a kind suitable for swine	6 426 500	65 973 762	3 954 517	38 848 870
23099013	Complete feed of a kind suitable for prawns	-	24 000	-	4 800
23099019	Complete feed of a kind suitable for animal other than poultry,swine,prawns,primates	46 731	676 809	22 529	540 502
23099020	Premixes, feed supplements or feed additives	797 500	8 458 660	293 593	2 656 304
23099090	Preparations of a kind used in animal feeding, other than HS 2309.10.10-2309.90.20	700 011	6 146 919	639 926	5 747 403
24011010	Tobacco, not stemmed/stripped, virginia type, flue-cured	-	56 431	-	198 635
24011020	Tobacco, not stemmed/stripped, virginia type, other than flue-cured	-	851	-	11 431
24011050	Tobacco, not stemmed/stripped, flue-cured, other than virginia and burley type	-	411 088	-	1 254 162
24011090	Tobacco, not stemmed/stripped, other than flue-cured, virginia and burley type	449 127	7 441 962	2 756 421	57 359 717
24012010	Tobacco, partly or wholly stemmed/stripped, virginia type, flue-cured	336 600	6 537 954	2 315 214	37 948 249
24012030	Tobacco, partly or wholly stemmed/stripped, oriental type	-	290 050	-	815 702
24012040	Tobacco, partly or wholly stemmed/stripped, burley type	-	112 280	-	522 194
24012050	Tobacco, partly or wholly stemmed/stripped, flue-cured, other than virginia,oriental and burley type	149 197	4 954 901	667 445	26 066 683
24012090	Tobacco, partly or wholly stemmed/stripped, other than flue-cured, virginia, oriental and burley type	1 102 831	12 190 071	4 944 891	75 782 137
24013010	Tobacco stems	76 800	300 541	84 480	191 164
24013090	Tobacco refuse, other than tobacco stems	13 740	969 599	15 500	1 822 452
24021000	Cigars, cheroots and cigarillos, containing tobacco	182 521	3 220 194	3 787 280	72 590 580
24022010	Cigarettes containing tobacco, beedies	-	4 682	-	30 559
24022020	Cigarettes containing tobacco, clove cigarettes	817 706	8 758 238	8 559 863	90 780 493
24022090	Cigarettes containing tobacco, other than beedies and clove cigarettes	6 687 878	81 449 126	60 791 923	733 002 499
24029010	Cigars, cheroots and cigarillos of tobacco substitutes	1	43 797	32	177 803
24029020	Cigarettes of tobacco substitutes	75 419	2 728 550	92 521	3 472 349
24031100	Water pipe tobacco specified in Subheading Note 1 to this Chapter	-	7 099	-	172 049
24031911	Ang Hoon, packed for retail sale	-	250	-	6 682
24031919	Smoking tobacco,w.o.n containing tobacco substitutes, packed for retail sale, other than Ang Hoon and water pipe tobacco	18 605	374 621	257 581	5 782 724
24031920	Manufactured tobacco for the manufacture of cigarettes,other than water pipe tobacco and Ang Hoon	600 927	5 144 438	4 174 399	33 701 101
24031991	Ang Hoon, packed not for retail sale	-	10 599	-	76 812
24031999	Smoking tobacco,w.o.n containing tobacco substitutes,packed not for retail sale,other than Ang Hoon & water pipe tobacco	123 714	969 468	1 841 678	14 679 326
24039110	Homogenised" or reconstituted tobacco, packed for retail sale	-	1	-	70
24039190	Homogenised" or reconstituted tobacco, packed not for retail sale	59 446	678 459	794 333	6 353 017

Tabel 3 : Ekspor Indonesia menurut Komoditi ( Kode HS 8 digit )

Desember 2019

Kode H S	Uraian golongan barang	Berat bersih (Kg)		Nilai F.O.B. ( U S \$ )	
		Bulan ini	Kumulatif	Bulan ini	Kumulatif
(1)	(2)	(3)	(4)	(5)	(6)
24039910	Tobacco extracts and essences	-	1 166	-	37 536
24039950	Chewing and sucking tobacco	-	8 710	-	11 188
24039990	Manufactured tobacco and manufactured tobacco substitutes, other than HS 2403.11.00 - 2403.99.50	144 458	1 953 941	3 413 847	44 997 729
25010010	Table salt	19 396	230 396	2 548	105 256
25010020	Unprocessed rock salt	64 200	299 919	2 500	37 416
25010050	Sea water	-	5 212	-	3 208
25010091	Salt with NaCl content >60% but <97%,calculated on dry basis,fortified with iodine	-	87	-	6
25010092	Salt with NaCl content >=97% but <99.9%,calculated on dry basis,o.t table salt&unprocessed rock salt	1 000	1 000	286	286
25010099	Salt&pure NaCl,w.o.n in aqueous solution/containing added anti-caking/free-flowing agent,o.t HS 2501.00.10-2501.00.92	37	5 462	87	8 896
25030000	Sulphur of all kinds, other than sublimed sulphur, precipitated sulphur and colloidal sulphur	-	474 600	-	123 575
25059000	Natural sands,whether or not coloured,other than metal-bearing sands of Chapter 26,other than Silica sands&quartz sands	-	16 000	-	444
25070000	Kaolin and other kaolinic clays, whether or not calcined	4 363 200	94 680 898	522 000	7 555 061
25111000	Natural barium sulphate (barytes)	-	1 050 000	-	211 456
25131000	Pumice stone	13 882 697	120 721 765	922 723	8 429 456
25132000	Emery, natural corundum, natural garnet and other natural abrasives	216 000	552 010	6 365	16 743
25140000	Slate, whether or not roughly trimmed or merely cut, by sawing or otherwise, into blocks or slabs of a rectangular shape	50 384	1 157 914	3 352	142 465
25151210	Marble & travertine,Merely cut,by sawing/otherwise,into blocks a rectangular (including square)	2 137 621	37 353 867	348 262	5 573 789
25151220	Marble & travertine,Merely cut,by sawing/otherwise,into slabs a rectangular (including square)	-	50 391	-	26 668
25152000	Ecaussine and other calcareous monumental or building stone, alabaster	-	49 949	-	21 315
25161100	Granite, crude or roughly trimmed	-	50	-	15
25161210	Granite, merely cut, by sawing or otherwise, into blocks of a rectangular (including square)	-	5 115	-	4 331
25162010	Sandstone, crude or roughly trimmed	-	90 563	-	133 129
25162020	Sandstone, merely cut, by sawing or otherwise, into blocks or slabs of a rectangular (including square) shape	3	1 711	3	1 007
25169000	Porphyry, basalt and other monumental or building stone, other than HS 2516.11.00-2516.20.20	18 177	424 501	3 067	88 172
25171000	Pebbles,gravel,broken/crushed stone,used for concrete aggregates,for road metalling/railway/other ballast, shingle&flint	681 333 026	8 440 461 142	3 913 623	48 548 948
25173000	Tarred macadam	-	24 590	-	5 110
25174900	Granules, chippings and powder, of stones of heading 2515 or 2516, whether or not heat-treated, other than marble	452 337	5 277 889	73 836	835 933
25181000	Dolomite,not calcined/sintered,incl roughly trimmed/merely cut,by sawing/otherwise,into blocks/slabs of a rect. shape	-	129 600	-	19 697
25182000	Calcined or sintered dolomite, incl roughly trimmed/merely cut, by sawing/otherwise, into blocks/slabs of a rect. shape	-	60 000	-	12 300
25199090	Magnesium oxide, other than fused magnesia, dead-burned (sintered) magnesia	-	1	-	10
25202090	Plasters, not of a kind suitable for use in dentistry	8 700	920 678	1 525	126 459
25221000	Quicklime	-	2 200 000	-	162 130
25222000	Slaked lime	5 520 000	36 940 000	501 940	3 393 080
25223000	Hydraulic lime	-	27 000	-	40 500

Tabel 3 : Ekspor Indonesia menurut Komoditi ( Kode HS 8 digit )

Desember 2019

Kode H S	Uraian golongan barang	Berat bersih (Kg)		Nilai F.O.B. ( U S \$ )	
		Bulan ini	Kumulatif	Bulan ini	Kumulatif
(1)	(2)	(3)	(4)	(5)	(6)
25231010	Cement clinkers, of a kind used in the manufacture of white cement	3 750 000	1 331 894 773	331 350	50 770 951
25231090	Cement clinkers, not of a kind used in the manufacture of white cement	201 485 414	4 624 477 060	6 883 279	166 257 887
25232100	Portland cement, white cement, whether or not artificially coloured	3 519 985	38 973 385	382 721	4 303 299
25232910	Portland cement, coloured cement	180	324 530 562	1 136	15 581 942
25232990	Portland cement, other than white cement and coloured cement	60 623 852	753 638 749	2 861 085	35 856 450
25233000	Aluminous cement	6 000	94 800	525	8 531
25239000	Slag cement, supersulphate cement and similar hydraulic cements, whether or not coloured or in the form of clinkers	8 083 767	216 827 312	420 205	10 674 258
25251000	Crude mica and mica rifted into sheets or splittings	-	8	-	137
25252000	Mica powder	-	13 000	-	6 550
25262010	Natural steatite, talc powder	844	81 674	2 321	150 771
25262090	Natural steatite, crushed	-	5 994	-	2 581
25291010	Potash feldspar, soda feldspar	-	2 000	-	234
25293000	Leucite,nepheline & nepheline syenite	-	1 462	-	1 792
25301000	Vermiculite, perlite & chlorites, unexpanded	-	20 300	-	3 630
25302010	Kieserite	-	50 000	-	4 186
25309010	Micronized zircon s& (zirconium silicate) of a kind used as an opacifier	105 000	4 101 000	169 597	6 765 126
25309090	Mineral substances other than HS 2530.10.00-2530.90.10	126 700	95 360 603	24 969	2 590 751
26011190	Iron ores & concentrates, other than roasted iron pyrites, non-agglomerated, non haematite & concentrates	287 930 000	1 928 862 958	3 846 128	22 263 369
26011290	Iron ores & concentrates, other than roasted iron pyrites, agglomerated, non haematite & concentrates	60 200 000	950 927 100	3 612 000	54 442 697
26020000	Manganese ores&concentrates, incl ferruginous manganese ores & concentrates, manganese content >= 20% on dry weight	-	137 500	-	66 825
26030000	Copper ores & concentrates	87 371 006	676 675 209	183 659 659	1 280 054 346
26040000	Nickel ores & concentrates	3 042 869 640	32 380 134 812	118 630 593	1 097 012 524
26060000	Aluminium ores & concentrates	1 842 049 561	15 500 118 358	54 094 759	466 855 937
26070000	Lead ores & concentrates	1 892 590	18 032 360	3 042 986	28 849 251
26080000	Zinc ores & concentrates	5 674 090	52 364 440	3 513 989	33 351 881
26110000	Tungsten ores & concentrates	-	16	-	1 170
26151000	Zirconium ores & concentrates	5 849 000	73 069 825	7 957 415	102 776 828
26180000	Granulated slag (slag sand) from the manufacture of iron or steel	2 050 000	188 086 072	1 459 772	13 321 947
26190000	Slag, dross (other than granulated slag), scalings & other waste from the manufacture of iron or steel	47 185 465	153 297 069	1 965 345	5 188 385
26201100	Slag, ash & residues containing mainly zinc, hard zinc spelter	37 122	1 630 378	84 130	3 414 444
26201900	Slag, ash & residues containing mainly zinc, other than hard zinc spelter	8 034 643	34 190 648	4 444 749	17 578 619
26202100	Slag, ash & residues containing mainly leaded gasoline sludges & leaded anti-knock compound sludges	-	218	-	166
26203000	Slag, ash & residues containing mainly copper	-	1	-	163
26204000	Slag, ash & residues containing mainly aluminium	60 000	1 321 157	6 513	729 084
26206000	Slag, ash & residues cont arsenic,mercury,thallium,for arsenic's extraction/metal/manufacture of their chemical compound	-	39	-	721
26209100	Slag, ash & residues containing antimony, beryllium, cadmium, chromium or their mixtures	-	25 000	-	16 000
26209990	Slag, ash & residues other than 2620.11.00-2620.99.10	-	17 329	-	8 738
26211000	Ash & residues from the incineration of municipal waste	-	131 000	-	28 970
26219000	Slag and ash n.e.c. in chapter 26, including seaweed ash (kelp), other than from the incineration of municipal waste	248 000	2 323 110	39 040	483 691

Tabel 3 : Ekspor Indonesia menurut Komoditi ( Kode HS 8 digit )

Desember 2019

Kode H S	Uraian golongan barang	Berat bersih (Kg)		Nilai F.O.B. ( U S \$ )	
		Bulan ini	Kumulatif	Bulan ini	Kumulatif
(1)	(2)	(3)	(4)	(5)	(6)
27011100	Anthracite coal, whether or not pulverised, but not agglomerated	342 079 000	2 761 104 000	23 749 479	213 141 105
27011210	Bituminous coal, coking coal, whether or not pulverised, but not agglomerated	2 841 083 949	27 153 643 175	184 231 411	2 045 559 244
27011290	Bituminous coal, whether or not pulverised, but not agglomerated, other than coking coal	4 101 494 000	46 250 099 930	248 700 667	3 126 477 573
27011900	Coal, whether or not pulverised, but not agglomerated, other than anthracite and bituminous	24 048 944 404	298 770 986 909	1 046 928 573	13 481 093 915
27012000	Briquettes, ovoids & similar solid fuels manufactured from coal	-	36 023	-	8 825
27021000	Lignite, whether or not pulverised, but not agglomerated	5 872 631 295	84 200 539 820	191 941 135	2 767 153 787
27022000	Agglomerated lignite	-	2 721	-	67
27040010	Coke & semicoke of coal	9 895 010	208 462 705	2 622 178	53 774 668
27050000	Coal gas, water gas, producer gas & similar gases, other than petroleum gases & other gaseous hydrocarbons.	-	21	-	100
27060000	Tar distilled from coal/ lignite/peat/other mineral tars,w.o.n dehydrated/partially distilled,incl reconstituted tars	3 895 527	10 397 375	1 071 270	2 937 024
27071000	Benzol (benzene)	3 510 477	22 915 415	1 605 060	9 734 058
27074000	Naphthalene	266 190	1 586 841	139 598	870 879
27075000	Aromatic hydrocarbon mix of vol?65%(incl losses) distils at 250°C by ISO 3405 method,o.t benzol,toluol,xylo,l,naphthalene	-	32 492 380	-	19 688 963
27079910	Carbon black feedstock	3 000 000	9 014 625	675 000	2 903 159
27079990	Oils and other products of the distillation of high temperature coal tar other than creosote oils&carbon black feedstock	93 888 973	956 812 317	54 799 614	497 796 905
27090010	Crude petroleum oils	379 628 670	3 525 723 858	196 805 139	1 688 058 203
27090020	Condensates	-	51 320 703	-	29 302 874
27090090	Oils obtained from bituminous minerals other than crude petroleum oils dan condensates	2	2	10	10
27101221	Motor spirit, unleaded, of RON 97 & above, unblended	723	723	4 193	4 193
27101226	Motor spirit, unleaded, of RON 90 & above but below RON 97, blended other than ethanol	-	7 566 780	-	4 857 802
27101229	Motor spirit, unleaded, of below RON 90, blended other than ethanol	-	78 259 926	-	44 641 118
27101231	Aviation spirit, of a kind used in aviation piston-engines, 100 octane & above	-	2 548	-	4 251
27101250	White spirit	-	360	-	910
27101260	Low aromatic solvents containing by weight less than 1 % aromatic content	-	200	-	106
27101270	Solvent spirits containing by weight more than 1 % aromatic content	-	5	-	73
27101280	Naphtha, reformates & other preparations of a kind used for blending into motor spirits	-	70 701 941	-	45 476 534
27101292	Petroleum spirit, having a flashpoint of less than 23 °C	70	11 597	30	11 787
27101299	Petroleum spirit, having a flashpoint of more than 23 °C	-	55 523	-	94 309
27101920	Topped crudes	-	37	-	313
27101930	Carbon black feedstock	15	637 577	459	925 041
27101941	Lubricating oil feedstock	17 572 777	307 456 709	12 086 051	248 594 338
27101942	Lubricating oils for aircraft engines	-	690	-	6 521
27101943	Lubricating oils other than feedstock and for aircraft engines	4 857 912	77 842 044	4 623 743	76 284 914
27101944	Lubricating greases	1 190	44 859	9 826	125 140
27101950	Hydraulic brake fluid	7 297	91 682	5 669	58 099
27101960	Transformer and circuit breakers oils	-	3 162 600	-	1 664 304
27101971	Automotive diesel fuel	68 456 672	223 155 384	41 231 917	132 095 121
27101972	Diesel fuel other than automotive diesel fuel	30 173 000	238 444 976	16 717 691	147 934 389
27101979	Fuel oils	31 814 208	46 917 554	16 384 317	22 615 813
27101981	Aviation turbine fuel (jet fuel) having a flash point of 23 °C or more	263 620	101 596 033	186 614	61 109 521

Tabel 3 : Ekspor Indonesia menurut Komoditi ( Kode HS 8 digit )

Desember 2019

Kode H S	Uraian golongan barang	Berat bersih (Kg)		Nilai F.O.B. ( U S \$ )	
		Bulan ini	Kumulatif	Bulan ini	Kumulatif
(1)	(2)	(3)	(4)	(5)	(6)
27101989	Medium oils and preparations, nec in heading 2710.12-2710.19	-	1 764	-	5 837
27101990	Petroleum oils, by weight?70%of petroleum oils of bituminous minerals (o.t crude)&preparations nes/incl, nec 2710.12-19	1 442 347	16 849 819	673 785	9 835 870
27102000	Petroleum oils&oils obtained from bituminous minerals(oth crude), contain biodiesel, other than waste oils	-	3 166	-	1 481
27109900	Waste oils,contain oth polychlorinated biphenyls, polychlorinated terphenyls (PCTs)/polybrominated biphenyls (PBBs)	441 131	7 284 775	169 860	2 901 382
27111100	Liquefied,natural gas	1 287 878 791	12 325 729 547	546 047 373	5 212 203 456
27111490	Liquefied propylene, butylene & butadiene	-	11 476 869	-	9 200 402
27111900	Petroleum gases&oth gaseous hydrocarbons,liquefied,oth natural gas,propane,butanes,ethylene,propylene,butylene,butadiene	22 612	456 912	14 439	304 868
27112190	In gaseous state,natural gas, other than of a kind used as a motor fuel	607 486 543	7 638 417 318	212 952 496	3 627 125 997
27112900	Petroleum gases and other gaseous hydrocarbons, in gaseous state, other than natural gas	-	145	-	126
27121000	Petroleum jelly	13 260	329 640	15 111	433 356
27122000	Paraffin wax containing by weight less than 0.75 % of oil	-	63 970	-	75 834
27129010	Paraffin wax containing by weight more than 0.75 % of oil	265 107	2 573 228	179 683	1 930 560
27129090	Microcrystalline petroleum wax, slack wax, ozokerite, lignite wax, peat wax, other mineral waxes	931 730	14 558 118	743 148	10 024 538
27131100	Petroleum coke,not calcined	19 743 092	226 293 609	2 324 071	37 635 899
27131200	Petroleum coke ,calcined	6 034 817	52 783 132	1 996 110	19 121 939
27132000	Petroleum bitumen	238 700	5 951 733	150 858	2 659 964
27139000	Residues of petroleum oils or of oils obtained from bituminous minerals, other than petroleum coke and petroleum bitumen	232 547 396	2 327 617 417	77 397 134	1 067 294 416
27141000	Bituminous or oil shale & tar sands	-	160 342	-	64 177
27149000	Bitumen & asphalt, natural, asphaltites & asphaltic rocks	27 000 320	32 066 689	1 078 675	1 982 645
27150010	Polyurethane tar coatings	-	17 283	-	20 480
27150090	Bituminous mixtures other than polyurethane tar coatings	-	321 064	-	125 904
28011000	Chlorine	-	5 785	-	3 178
28012000	Iodine	5 000	31 039	153 750	869 437
28020000	Sulphur, sublimed or precipitated, colloidal sulphur	-	16 263 172	-	4 827 963
28030020	Acetylene black	38	13 808	881	44 825
28030041	Carbon blacks of a kind used for rubber processing, other than acetylene black	1 766 350	15 040 920	2 069 507	19 359 822
28030049	Carbon blacks not of a kind used for rubber processing, other than acetylene black	-	46	-	1 070
28030090	Carbon (carbon blacks & other forms of carbon), other than acetylene black and carbon blacks	201	176 307	406	106 444
28041000	Hydrogen	-	2 760	-	293
28042100	Rare gases, argon	227 930	3 000 733	79 364	1 071 208
28042900	Rare gases other than argon	-	544 491	-	1 631 028
28043000	Nitrogen	6 600	90 597	467	23 058
28044000	Oxygen	36 000	417 411	2 652	75 256
28046100	Silicon containing by weight not less than 99.99 % of silicon	8	109	120	1 248
28046900	Silicon containing by weight less than 99.99 % of silicon	5	20 055	264	27 103
28051200	Alkali or alkalineearth metals, calcium	-	250	-	103
28051900	Alkali or alkaline-earth metals, other than sodium and calcium	-	7	-	4 553
28054000	Mercury	-	244 532	-	687
28062000	Chlorosulphuric acid	-	1	-	5
28070000	Sulphuric acid, oleum	18 995 491	18 995 491	246 941	246 941

Tabel 3 : Ekspor Indonesia menurut Komoditi ( Kode HS 8 digit )

Desember 2019

Kode H S	Uraian golongan barang	Berat bersih (Kg)		Nilai F.O.B. ( U S \$ )	
		Bulan ini	Kumulatif	Bulan ini	Kumulatif
(1)	(2)	(3)	(4)	(5)	(6)
28080000	Nitric acid, sulphonitric acids	-	960	-	816
28092099	Phosphoric acid & polyphosphoric acids, non food grade, other than hypophosphoric acid & phosphoric acid	-	8 981	-	10 788
28100000	Oxides of boron, boric acids	-	1	-	34
28111100	Hydrogen fluoride (hydrofluoric acid)	-	500	-	200
28111200	Hydrogen cyanide (hydrocyanic acid)	-	630	-	819
28111920	Aminosulphonic acid (sulphamic acid)	1 519 705	16 057 159	898 024	9 827 717
28111990	Other inorganic acids, other than hydrofluoric, hydrocyanic, arsenic, aminosulphonic acid (sulphamic acid)	-	12	-	49
28112100	Carbon dioxide	7 800	54 316	1 591	14 142
28112210	Silicon dioxide, in powder form	310 125	5 305 969	503 019	9 449 108
28112290	Silicon dioxide, other than powder form	1 136 772	10 004 495	1 890 985	14 517 307
28129000	Halides and halide oxides of non-metals other than chloride & chloride oxides	-	17 776	-	238 580
28131000	Carbon disulphide	150 320	3 463 930	75 160	1 747 050
28139000	Sulphides of non-metals, commercial phosphorus trisulphide, other than carbon disulphide	-	9	-	20
28141000	Anhydrous ammonia	160 934 636	1 792 829 894	39 954 385	443 902 366
28142000	Ammonia in aqueous solution	-	32 000	-	46 214
28151100	Sodium hydroxide (caustic soda), Solid	168 000	4 903 186	68 480	2 304 822
28151200	Sodium hydroxide (caustic soda), In aqueous solution (soda lye or liquid soda)	32 407 838	222 773 892	4 162 616	38 513 788
28152000	Potassium hydroxide (caustic potash)	-	3 894	-	2 808
28161000	Hydroxide & peroxide of magnesium	-	2 726	-	9 382
28170010	Zinc oxide	976 400	9 141 600	2 376 754	23 580 817
28181000	Artificial corundum, whether or not chemically defined	300	2 437	660	5 357
28182000	Aluminium oxide, other than artificial corundum	63 710 835	1 080 694 312	18 931 716	388 396 007
28183000	Aluminium hydroxide	1 660 202	29 110 255	436 145	8 137 427
28211000	Iron oxides & hydroxides	20 223	770 090	5 637	176 586
28212000	Earth colours containing 70 % or more by weight of combined iron evaluated as Fe2O3	500	7 020	695	4 667
28220000	Cobalt oxides & hydroxides, commercial cobalt oxides	-	15	-	1 875
28230000	Titanium oxides	594 000	4 779 000	504 900	3 548 070
28251000	Hydrazine & hydroxylamine & their inorganic salts	2	2	1	1
28252000	Lithium oxide & hydroxide	-	6 992	-	126 659
28255000	Copper oxides & hydroxides	37 284	86 799	44 694	134 605
28256000	Germanium oxides & zirconium dioxide	-	15	-	1 211
28257000	Molybdenum oxides & hydroxides	-	134 770	-	60 177
28259000	Inorganic bases, metal oxides, hydroxides and peroxides, other than HS 2825.10-2825.80	-	20 347	-	204 691
28261200	Fluorides of aluminium	1 316 000	6 009 290	1 646 380	7 098 770
28261900	Fluorides, other than of aluminium	2 496	68 992	116	25 849
28263000	Sodium hexafluoroaluminat (synthetic cryolite)	-	219	-	196
28271000	Ammonium chloride	5 442	20 954	13 714	55 285
28272010	Calcium chloride, containing 73 % - 80 % by weight	137	48 041	1 190	16 950
28272090	Calcium chloride, containing < 73 % and > 80 % by weight	225 324	1 341 741	649 659	3 195 819
28273100	Chlorides other than ammonium chloride and calcium chloride, of magnesium	-	3 365	-	3 841
28273200	Chlorides other than ammonium chloride and calcium chloride, of aluminium	481 751	4 613 641	199 430	2 027 672
28273500	Chlorides other than ammonium chloride and calcium chloride, of nickel	-	6	-	30
28273910	Chlorides other than ammonium chloride and calcium chloride, of barium or of cobalt	-	2	-	38
28273920	Chlorides other than ammonium chloride and calcium chloride, of iron	2 010	7 948	3 421	40 255
28273990	Chlorides other than ammonium chloride and calcium chloride, of o.t magnesium, aluminium, nickel, barium/cobalt, iron, zinc	0	67 205	0	363 494
28274100	Chloride oxides & chloride hydroxides, of copper	-	63	-	1 375

Tabel 3 : Ekspor Indonesia menurut Komoditi ( Kode HS 8 digit )

Desember 2019

Kode H S	Uraian golongan barang	Berat bersih (Kg)		Nilai F.O.B. ( U S \$ )	
		Bulan ini	Kumulatif	Bulan ini	Kumulatif
(1)	(2)	(3)	(4)	(5)	(6)
28274900	Chloride oxides & chloride hydroxides, other than of copper	20 000	41 000	11 930	33 090
28275100	Bromides of sodium or of potassium	-	476 475	-	741 823
28275900	Bromides and bromide oxides, other than bromides of sodium or of potassium	-	426 360	-	854 964
28281000	Commercial calcium hypochlorite & other calcium hypochlorites	68	255	50	185
28289010	Sodium hypochlorite	-	6 535	-	6 724
28299010	Sodium perchlorate	-	212	-	348
28299090	Perchlorates other than sodium, bromates & perbromates, iodates & periodates	1 080	145 131	1 080	142 567
28311000	Dithionites & sulphoxylates of sodium	480	6 863	2 880	43 190
28321000	Sodium sulphites	24 300	326 627	8 205	114 174
28331100	Disodium sulphate	4 386 000	79 673 587	339 954	6 617 439
28331900	Sodium sulphates, other than disodium sulphate	-	7	-	2
28332100	Sulphates of magnesium	-	25	-	65
28332210	Sulphates of aluminium, commercial grade	80 000	1 084 000	19 235	263 860
28332290	Sulphates of aluminium, non commercial grade	1 742 400	32 945 800	318 412	6 115 389
28332700	Sulphates of barium	-	9 000	-	4 320
28332930	Sulphates of chromium	-	50	-	3 544
28332990	Sulphates other than HS 2833.21.00-2833.29.30	-	475	-	18 307
28333000	Alums	20 000	80 000	5 253	19 053
28341000	Nitrites	-	25	-	34
28342100	Nitrates of potassium	-	98 000	-	63 231
28351000	Phosphinates (hypophosphites) & phosphonates (phosphites)	-	3 917	-	26 893
28352200	Phosphates of mono- or disodium	-	0	-	2
28352400	Phosphates of potassium	300	28 860	1 161	48 231
28352590	Calcium hydrogenorthophosphate (dicalciumphosphate), non feed grade	74 000	254 957	13 739	70 472
28352600	Phosphates of calcium other than calcium hydrogenorthophosphate	200	90 488	407	37 199
28352990	Phosphates other than of mono- or disodium, potassium, calcium, trisodium	-	280	-	1 188
28353100	Sodium triphosphate (sodium tripolyphosphate)	-	189 850	-	212 471
28353990	Polyphosphates other than sodium triphosphate, tetrasodium pyrophosphate	1 825	9 825	3 358	43 678
28362000	Disodium carbonate	616 481	11 025 153	250 476	4 420 681
28363000	Sodium hydrogencarbonate (sodium bicarbonate)	800	67 756	761	31 895
28364000	Potassium carbonates	-	3	-	21
28365010	Calcium carbonate, food or pharmaceutical grade	120 000	1 249 000	52 642	546 816
28365090	Calcium carbonate, non food or pharmaceutical grade	949 000	10 525 360	301 670	3 419 007
28366000	Barium carbonate	-	30	-	222
28369200	Strontium carbonate	-	0	-	0
28369910	Commercial ammonium carbonate	5 000	76 012	12 200	177 147
28371900	Cyanides and cyanide oxides, other than of sodium	-	3	-	2
28391100	Sodium metasilicates	10	406 910	1	635 526
28391910	Sodium silicates	552 000	20 707 503	162 274	5 478 748
28399000	Silicates; commercial alkali metal silicates, other than of sodium	301	156 676	811	117 394
28401900	Disodium tetraborate (refined borax), other than Anhydrous	50	350	967	1 339
28402000	Borates other than disodium tetraborate (refined borax)	-	202 500	-	198 502
28417000	Molybdates	-	11	-	2 805
28421000	Double/complex silicates, includ aluminosilicates whether or not chemical defined	30	261 272	280	15 614
28432900	Silver compounds other than silver nitrates	-	13	-	67 347
28433000	Gold compounds	150	4 372	5 383 925	49 064 177
28439000	Compounds other than silver and gold; amalgams of precious metals	-	100	-	223 214
28441090	Alloys, dispersions (incl cermets), ceramic products & mixtures containing natural uranium/natural uranium compounds	-	53	-	97

Tabel 3 : Ekspor Indonesia menurut Komoditi ( Kode HS 8 digit )

Desember 2019

Kode H S	Uraian golongan barang	Berat bersih (Kg)		Nilai F.O.B. ( U S \$ )	
		Bulan ini	Kumulatif	Bulan ini	Kumulatif
(1)	(2)	(3)	(4)	(5)	(6)
28442090	Alloys,dispersions(incl cermet),ceramic prod&mixture cont uranium enriched in U235, plutonium/compound of these product	-	0	-	1
28443090	Alloys,dispersions(incl cermets),ceramic prod&mixture contain uranium depleted in U235,thorium/compound of these product	-	800	-	235
28444010	Radioactive elements & isotopes & compounds o.t those of subheading 2844.10, 2844.20 or 2844.30; radioactive residues	165	6 304	1 200	105 830
28444090	Alloys, dispersions (including cermets), ceramic products & mixtures containing these elements, isotopes or compounds	117	1 078	160	140 834
28445000	Spent (irradiated) fuel elements (cartridges) of nuclear reactors	-	7	-	2 067
28451000	Heavy water (deuterium oxide)	-	60	-	5 949
28470010	Hydrogen peroxide, whether or not solidified with urea, in liquid form	470 810	7 292 970	219 470	2 907 035
28470090	Hydrogen peroxide, whether or not solidified with urea, other than liquid form	1 496 030	17 774 033	642 500	7 818 703
28491000	Carbides of calcium, whether or not chemically defined	-	2 052 001	-	1 577 259
28492000	Carbides of silicon, whether or not chemically defined	203	1 244	750	1 785
28499000	Carbides, whether or not chemically defined, other than of calcium and silicon	800	800	440	440
28500000	Hydrides,nitrides,azides,silicides&borides,w.o.n chemically defined,oth compounds which are also carbides of HS 28.49	-	253	-	630
28529090	Inorganic or organic compounds of mercury, not chemically defined, other than HS 2852.90.10-2852.90.20	-	1	-	5
28539010	Demineralized waters	-	3 982	-	954
28539090	Phosphide,ex ferrophosphorus;oth inorgnic;liquid;compres;amalgam-air,oth amalgam precious metal,nec HS 28531000-28539090	3 469	16 810	6 509	20 456
29011000	Acyclic hydrocarbons, saturated	-	33	-	111
29012100	Ethylene, unsaturated	-	66 907 213	-	62 928 518
29012200	Propene (propylene), unsaturated	-	310	-	1 401
29012300	Butene (butylene) & isomers thereof, unsaturated	12 351 076	140 103 270	7 349 739	78 213 544
29012400	Buta-1,3-diene & isoprene, unsaturated	2 000 987	26 521 535	1 752 865	26 722 505
29012910	Acetylene, unsaturated	2 130	34 771	1 023	12 702
29012990	Acyclic hydrocarbons, unsaturated, other than HS 2901.21.00-2901.29.20	1	177	329	19 189
29021900	Cyclanes, cyclenes & cycloterpenes, other than cyclohexane	-	1 305 125	-	4 595 677
29022000	Benzene	-	23 383 692	-	13 435 350
29024300	p-Xylene	-	236 291 942	-	240 090 295
29025000	Styrene	24 250 523	165 781 513	22 542 270	165 258 094
29029020	Alkylbenzenes other than Dodecylbenzene	-	54	-	544
29029090	Cyclic hydrocarbons, other than HS 2902.11.00-2902.90.20	14 180	301 698	43 090	902 764
29031110	Chloromethane (methyl chloride)	-	9 760	-	6 835
29031190	chloroethane (ethyl chloride)	250	250	155	155
29031500	Ethylene dichloride (ISO) (1,2-dichloroethane)	26 210 271	270 183 385	6 609 985	90 003 440
29032100	Vinyl chloride (chloroethylene)	23 214 357	195 558 832	14 791 060	129 651 267
29033910	Bromomethane (methyl bromide)	-	7 713	-	6 865
29033990	Fluorinated, brominated or iodinated derivatives of acyclic hydrocarbons, other than hs 2903.31.00-2903.39.10	-	3 539	-	77 917
29039900	Cyclic hydrocarbons, other than HS 2903.91.00-2903.94.00	-	7 623	-	25 973
29041000	Derivatives containing only sulpho groups, their salts & ethyl esters	-	563	-	4 994
29043100	Perfluorooctane sulphonic acid	69	69	1 704	1 704
29049900	Sulphonated, nitrated or nitrosated derivatives of hydrocarbons, other than 2904.10.00-2904.91.00	-	23 315	-	12 439



Tabel 3 : Ekspor Indonesia menurut Komoditi ( Kode HS 8 digit )

Desember 2019

Kode H S	Uraian golongan barang	Berat bersih (Kg)		Nilai F.O.B. ( U S \$ )	
		Bulan ini	Kumulatif	Bulan ini	Kumulatif
(1)	(2)	(3)	(4)	(5)	(6)
29051100	Methanol (methyl alcohol)	1 823 129	292 694 343	286 249	63 397 624
29051200	Propan-1-ol (propyl alcohol) & propan-2-ol (isopropyl alcohol)	-	19 824	-	13 648
29051300	Butan-1-ol (n-butyl alcohol)	-	1	-	6
29051400	Butanols, other than Butan-1-ol	1 426 006	11 169 082	843 142	7 200 607
29051600	Octanol (octyl alcohol) & isomers thereof	8 366 279	112 633 745	7 391 805	115 087 204
29051700	Dodecan-1-ol (lauryl alcohol), hexadecan-1-ol (cetyl alcohol) & octadecan-1-ol (stearyl alcohol)	5 356 905	43 961 960	6 061 490	51 534 642
29051900	Saturated monohydric alcohols, other than 2905.11-2905.17	836 653	9 685 788	1 696 305	21 786 823
29052200	Acyclic terpene alcohols	-	1 085	-	140 514
29052900	Unsaturated monohydric alcohols other than acyclic terpene alcohols	29 921	62 860	91 789	197 685
29053100	Ethylene glycol (ethanediol)	12 124 164	43 468 473	6 116 794	23 876 619
29053200	Propylene glycol (propane1,2diol)	60	229 543	152	95 357
29053900	Diols other than ethylene glycol (ethanediol) & propylene glycol (propane 1, 2 diol)	15 663	101 360	31 809	398 470
29054100	2-Ethyl-2-(hydroxymethyl)propane-1,3-diol (trimethylolpropane)	-	6	-	0
29054200	Pentaerythritol	-	1 000	-	3 010
29054400	Dglucitol (sorbitol)	3 004 791	55 438 397	2 212 308	37 831 558
29054500	Glycerol	34 085 070	471 872 767	15 017 405	232 127 094
29054900	Polyhydric alcohols, other than HS 2905.41-2905.45	-	3	-	11
29055900	Halogenated, sulphonated, nitrated or nitrosated derivatives of acyclic alcohols, other than etchlorvynol (INN)	-	1	-	0
29061100	Menthol	-	13 964	-	349 419
29061300	Sterols & inositols	-	50	-	2 184
29061900	Cyclanic,cyclenic/cycloterpenic,other than menthol,cyclohexanol,methylcyclohexanols&dimethylcyclohexanol,sterol&inositol	-	534	-	38 424
29062900	Cyclic alcohols&their halogenated, sulphonated, nitrated or nitrosated derivatives, aromatic, other than benzyl alcohol	50	448	4 180	50 682
29071100	Phenol (hydroxybenzene) & its salts	18 580	231 746	365 404	2 876 210
29071200	Cresols & their salts	-	1	-	29
29071300	Octylphenol, nonylphenol & their isomers , salts thereof	205 310	2 114 870	274 681	2 984 151
29071500	Naphthols & their salts	-	7 000	-	43 550
29071900	Monophenols, other than HS 2907.11.00-2907.15.00	200	3 213	1 560	24 304
29072100	Resorcinol & its salts	-	25	-	10 138
29072200	Hydroquinone (quinol) & its salts	-	1 000	-	10 500
29072300	4,4Æ-Isopropylidenediphenol (bisphenol A, diphenylolpropane) & its salts	24 000	507 000	43 191	948 280
29072990	Polyphenols, other than HS 2907.21.00-2907.23.00	-	1 715	-	16 941
29081900	Derivatives containing only halogen substituents & their salts, other than pentachlorophenol (ISO)	-	36 000	-	332 841
29089900	Halogenated,sulphonated,nitrated/nitrosated derivatives of phenols/phenol-alcohols,other than HS 2908.11.00-2908.92.00	17 600	409 600	40 033	750 745
29091900	Acyclic ethers & their halogenated, sulphonated, nitrated or nitrosated derivatives, other than diethyl ether	-	4 967 994	-	26 368 786
29092000	Cyclanic, cyclenic or cycloterpenic ethers & their halogenated, sulphonated, nitrated or nitrosated derivatives	-	125	-	3 138
29093000	Aromatic ethers & their halogenated, sulphonated, nitrated or nitrosated derivatives	4 475	368 728	154 273	5 180 288
29094100	2,2'Oxydiethanol (diethylene glycol, digol)	20 990	1 296 625	13 857	845 519
29094900	Ether-alcohols & their halogenated, sulphonated, nitrated or nitrosated derivatives,other than HS 2909.41.00-2909.44.00	978	61 810	11 751	215 868
29095000	Ether-phenols, ether-alcohol-phenols & their halogenated, sulphonated, nitrated or nitrosated derivatives	301 253	2 422 585	4 743 251	44 927 380

Tabel 3 : Ekspor Indonesia menurut Komoditi ( Kode HS 8 digit )

Desember 2019

Kode H S	Uraian golongan barang	Berat bersih (Kg)		Nilai F.O.B. ( U S \$ )	
		Bulan ini	Kumulatif	Bulan ini	Kumulatif
		(1)	(2)	(3)	(4)
29096000	Alcohol peroxides, ether peroxides, ketone peroxides & their halogenated, sulphonated, nitrated/nitrosated derivatives	151 022	2 389 873	436 416	6 518 285
29103000	1-Chloro-2,3-epoxypropane (epichlorohydrin)	-	14	-	15
29109000	Epoxide,epoxyalcohol,epoxyphenol&epoxyether,w/a 3member ring,&their halogenat,sulphonat,nitrat,nec subhead 291010-291050	419	649	2 535	7 800
29110000	Acetals&hemiacetals,w.o.n with other oxygen function,&their halogenated,sulphonated,nitrated/nitrosated derivatives	-	454	-	23 855
29121110	Formalin	126 000	614 000	41 556	227 160
29121190	Methanal (formaldehyde), other than formalin	-	356	-	1 182
29121200	Ethanal (acetaldehyde)	-	8	-	1 002
29121900	Acyclic aldehydes without other oxygen function, other than methanal & ethanal (acetaldehyde)	22 349	765 184	37 709	1 854 256
29122100	Benzaldehyde	-	10	-	84
29122900	Cyclic aldehydes without other oxygen function,other than benzaldehyde	4	790	63	149 046
29124100	Vanillin (4-hydroxy-3-methoxybenzaldehyde)	23 825	222 728	1 325 830	12 796 711
29124200	Ethylvanillin (3-ethoxy-4-hydroxybenzaldehyde)	-	150	-	6 104
29124990	Aldehyde-alcohols, aldehyde-ethers, aldehyde-phenols & aldehydes with other oxygen function,o.t HS 2912.41.00-2912.49.10	-	18	-	929
29125000	Cyclic polymers of aldehydes	-	0	-	0
29126000	Paraformaldehyde	1 655 000	13 785 716	936 888	8 555 082
29141900	Acyclic ketones without other oxygen function, other than HS 2914.11-2914.13	-	258	-	16 323
29142200	Cyclohexanone & methylcyclohexanones	-	34	-	327
29142300	Ionones & methylionones	1 620	3 480	19 367	42 431
29142910	Camphor	635	58 569	3 213	290 868
29142990	Cyclanic, cyclenic or cycloterpenic ketones without other oxygen function, other than HS 2914.22.00-2914.29.10	25	2 887	836	161 390
29143900	Aromatic ketones without other oxygen function, other than phenylacetone (phenylpropan-2-one)	-	1 392	-	458 834
29144000	Ketone-alcohols & ketone-aldehydes	180	482	1 573	7 630
29145000	Ketone-phenols & ketones with other oxygen function	-	886	-	16 635
29146900	Quinones, other than anthraquinone & coenzyme Q10 (ubidecarenone (INN))	30	31	18 695	18 696
29147900	Halogenated, sulphonated, nitrated or nitrosated derivatives other than chlordecone (ISO)	-	50	-	1 243
29151100	Formic acid	5	135 206	1	66 589
29151200	Salts of formic acid	-	40 012	-	21 312
29151300	Esters of formic acid	-	42	-	1 990
29152100	Acetic acid	-	2 686	-	6 176
29152910	Sodium acetate, cobalt acetates	199	33 039	21	15 452
29153100	Ethyl acetate	75	4 981	1 084	19 681
29153200	Vinyl acetate	-	73 596	-	51 000
29153300	n-Butyl acetate	993 625	3 974 425	841 856	3 570 411
29153910	Isobutyl acetate	-	1	-	1
29153990	Esters of acetic acid,other than Ethyl/Vinyl/n-Butyl /Dinoseb (ISO)/Isobutyl/2- Ethoxyethyl acetate	5 467	83 346	183 637	1 901 299
29154000	Mono-, di- or trichloroacetic acids, their salts & esters	-	40 000	-	24 720
29155000	Propionic acid, its salts & esters	0	16 691	198	118 663
29156000	Butanoic acids, pentanoic acids, their salts & esters	395	1 371	1 303	17 858
29157010	Palmitic acid, its salts & esters	13 012 314	134 290 854	10 204 503	98 734 680
29157020	Stearic acid	755 417	9 051 366	544 335	6 288 648
29157030	Salts & esters of stearic acid	296 880	2 469 994	303 083	2 473 447
29159010	Acetyl chloride	701	764	2 523	3 623
29159020	Lauric acid, myristic acid, their salts & esters	22 122 472	202 332 787	15 222 652	152 605 280
29159030	Caprylic acid, its salts & esters	599 897	6 353 555	1 040 821	15 418 430
29159040	Capric acid, its salts & esters	579 944	7 347 388	1 291 572	16 167 974

Tabel 3 : Ekspor Indonesia menurut Komoditi ( Kode HS 8 digit )

Desember 2019

Kode H S	Uraian golongan barang	Berat bersih (Kg)		Nilai F.O.B. ( U S \$ )	
		Bulan ini	Kumulatif	Bulan ini	Kumulatif
(1)	(2)	(3)	(4)	(5)	(6)
29159090	Saturated acyclic monocarboxylic acids&their anhydrides,halides,peroxides&peroxyacids,oth HS 2915.11.00-2915.90.40	4 840 093	25 682 752	5 092 677	43 605 635
29161100	Acrylic acid & its salts, unsaturated	1 966 730	32 860 536	1 729 723	30 163 056
29161200	Esters of acrylic acid, unsaturated	1 473 525	32 430 377	1 800 834	42 152 186
29161300	Methacrylic acid & its salts, unsaturated	-	4 080	-	69 628
29161410	Methyl methacrylate, unsaturated	370 500	5 643 523	327 353	5 893 929
29161490	Esters of methacrylic acid, other than methyl methacrylate, unsaturated	-	3 234	-	11 485
29161500	Oleic, linoleic or linolenic acids, their salts & esters, unsaturated	1 317 336	6 514 268	1 176 125	5 866 511
29161900	Unsaturated acyclic monocarboxylic acid,their anhydride,halide,peroxide/xyacid&their derivativ,oth 2916.11.00-2916.16.00	12	2 173	1 038	13 200
29162000	Cyclanic,cyclenic/cycloterpenic monocarboxylic acids,their anhydrides,halides,peroxides,peroxyacids&their derivatives	-	67	-	11 645
29163100	Benzoic acid, its salts & esters	250	22 460	2 105	77 678
29163200	Benzoyl peroxide & benzoyl chloride	35 840	877 061	98 365	2 538 584
29163910	2,4-Dichlorophenyl acetic acid & its salts & esters	-	6	-	583
29163920	Esters of phenylacetic acid	-	10	-	7 264
29163990	Aromatic monocarboxylic acid,their anhydrides,halides,peroxides,peroxyacids&their derivativ,oth HS 2916.31.00-2916.39.20	100	21 401	1 593	237 508
29171290	Adipic acid, its salts & esters, other than dioctyl adipate	-	0	-	1
29171400	Maleic anhydride	758 000	6 103 825	698 662	6 154 284
29171900	Acyclic polycarboxylic acid,their anhydride,halide,peroxide,peroxyacid&their derivatives,oth HS 2917.13.00-2917.14.00	-	585 265	-	912 069
29172000	Cyclanic,cyclenic/cycloterpenic polycarboxylic acids,their anhydrides,halides,peroxides,peroxyacids&their derivatives	-	2 600	-	4 820
29173200	Dioctyl orthophthalates	-	1 847 103	-	2 206 685
29173300	Dinonyl or didecyl orthophthalates	40	440	126	526
29173490	Esters of orthophthalic acid, other than dibutyl orthophthalates,dioctyl orthophthalates,dinonyl/didecyl orthophthalates	-	580	-	3 497
29173500	Phthalic anhydride	2 340 000	24 180 000	1 839 205	20 919 293
29173600	Terephthalic acid & its salts	5 956 500	88 003 833	3 906 633	62 838 147
29173910	Triocetyltrimellitate	-	8 400	-	12 450
29173920	Phthalic compounds of a kind used as plasticisers & esters of phthalic anhydride	-	87 200	-	133 277
29173990	Aromatic polycarboxylic acid,their anhydride,halide,peroxide,peroxyacid&their derivtv,oth than HS 2917.32.00-2917.39.20	1 100	12 557	3 718	26 516
29181100	Lactic acid, its salts & esters	31 725	293 497	53 670	489 664
29181200	Tartaric acid	-	25	-	234
29181300	Salts & esters of tartaric acid	-	3 778	-	10 820
29181400	Citric acid	1	11 978	1	10 218
29181510	Calcium citrate	4	1 058	14	128
29181590	Salts & esters of citric acid, other than calcium citrate	-	29 550	-	72 441
29181600	Gluconic acid, its salts & esters	-	237	-	2 869
29181900	Carboxylic acid w/ alcohol funct but w/o oxygen funct,its anhydrid,halid,peroxid/xyacid&its derivativ,oth HS 2918.11-.18	-	449	-	663
29182100	Salicylic acid & its salts	-	5 700	-	33 326
29182200	O-Acetylsalicylic acid, its salts & esters	6	6	15	15
29182300	Esters of salicylic acid & their salts	-	1	-	1
29182990	CarboxylicAcid w/ phenol funct but w/o O2 funct,its anhydrid,halid,peroxid/xyacid&its derivativ,oth HS 2918.21.00-.29.10	6	16 269	88	139 979

Tabel 3 : Ekspor Indonesia menurut Komoditi ( Kode HS 8 digit )

Desember 2019

Kode H S	Uraian golongan barang	Berat bersih (Kg)		Nilai F.O.B. ( U S \$ )	
		Bulan ini	Kumulatif	Bulan ini	Kumulatif
		(1)	(2)	(3)	(4)
29183000	Carboxylic Acid w/ aldehyde/ketone funct but w/o oxygen funct,its anhydrides,halides,peroxides/xyacids&its derivatives	-	57	-	6 367
29189900	CarboxylicAcid w/ aldehyde/ketone funct but w/o O2 funct,its anhydrid,halid,peroxid/xyacid&its derivativ,oth HS 2918.91	-	4 176	-	13 023
29199000	Phosphoric ester&their salt,incl lactophosphat,their halogenate,sulphonat,nitrate/nitrosat deriv,oth than tris phosphate	1	1 013	1	7 003
29209000	Ester of inorganic acid of non-metal (excl of hydrogen halides)&its salts/halogenat/sulphonat/nitrat,oth HS 292010-.30	48 007	712 055	361 001	5 581 645
29211100	Methylamine, di- or trimethylamine & their salts	5	145	387	3 423
29211900	Acyclic monoamines & their derivatives, salts thereof, other than HS 2921.11.00 - 2921.14.00	5	66 312	5	222 802
29212100	Ethylenediamine & its salts	-	1 481	-	2 328
29212200	Hexamethylenediamine & its salts	-	20 000	-	66 000
29212900	Acyclic polyamines&their derivatives,salts thereof,Other than ethylenediamine&its salts,Hexamethylenediamine & its salts	-	24 570	-	158 628
29213000	Cyclanic, cyclenic or cycloterpenic mono- or polyamines, & their derivatives, salts thereof	-	48	-	556
29214200	Aniline derivatives & their salts	-	18	-	39
29214300	Toluidines & their derivatives, salts thereof	-	200	-	6 450
29215100	o-, m-, p-Phenylenediamine, diaminotoluenes & their derivatives, salts thereof	-	11 000	-	33 289
29215900	Aromatic polyamines & their derivatives; salts thereof, other than HS 2921.51.00	124	180	1 164	1 631
29221100	Monoethanolamine & its salts	-	3 500	-	1 000
29221200	Diethanolamine & its salts	-	472	-	591
29221500	Triethanolamine	-	1	-	4
29221700	Methyldiethanolamine & ethyldiethanolamine	-	10	-	310
29221920	D-2-Amino-n-butyl-alcohol	-	1 788	-	4 065
29222100	Aminohydroxynaphthalenesulphonic acids & their salts	-	7 072	-	48 556
29222900	Amino?naphthol&other amino-phenol,oth contain >1 kind of O2 function,their ethers&ester; salts thereof, oth HS 2922.21.00	-	152	-	653
29224100	Lysine & its esters; salts thereof	13 369 148	183 614 517	11 860 485	162 842 899
29224210	Glutamic acid	1 140 000	15 466 200	1 591 155	21 962 772
29224220	Monosodium glutamate (MSG)	8 808 870	106 917 803	10 930 245	143 600 671
29224290	Salts, other than Glutamic acid & Monosodium glutamate (MSG)	-	280 255	-	122 924
29224900	Amino-acids, o.t those containing> one kind of oxygen function&their ester,salt thereof, o.t HS 2922.41.00-2922.44.00	-	5 240	-	27 881
29225090	Amino-alcoh-phenol,amino-acid-phenol&oth amino-comp w oxyg funct,Ot than p-Aminosalicic acid&its salt,esters&oth deriv	-	697	-	47 598
29231000	Choline & its salts	-	998	-	5 484
29232010	Lecithins, whether or not chemically defined	-	2 153	-	11 049
29232090	Phosphoaminolipids	-	2 181	-	9 543
29239000	Quaternary amonium salt&hydroxid,lecithin&oth phosphoaminolipid,whether/not chemicaly define,oth thn HS29233000-29234000	16 219	204 225	31 745	386 104
29241210	Fluoroacetamide (ISO) & phosphamidon (ISO)	20 380	174 090	18 199	179 014
29241910	Carisophrodol	-	8 000	-	34 067
29241990	Acyclic amides (including acyclic carbamates) & their derivatives; salts thereof, other than HS 2924.11.10-2924.19.10	457 250	6 622 473	1 279 562	9 860 865
29242190	Ureines & their derivatives; salts thereof, o.t 4-Ethoxyphenylurea (dulcin), Diuron & monuron	-	9 580	-	99 632
29242920	Butylphenylmethyl carbamate, methyl isopropyl phenyl carbamate	-	2	-	15

Tabel 3 : Ekspor Indonesia menurut Komoditi ( Kode HS 8 digit )

Desember 2019

Kode H S	Uraian golongan barang	Berat bersih (Kg)		Nilai F.O.B. ( U S \$ )	
		Bulan ini	Kumulatif	Bulan ini	Kumulatif
(1)	(2)	(3)	(4)	(5)	(6)
29242930	Acetaminophen (paracetamol), salicylamide, ethoxybenzamide	352	869	3 815	12 043
29242990	Cyclic amides (including cyclic carbamates) & their derivatives; salts thereof, other than HS 2924.29.10 - 2924.29.30	-	10 002	-	205 779
29251100	Saccharin & its salts	-	107 600	-	696 099
29252900	Imines & their derivatives; salts thereof, Other than chlordimeform (ISO)	149 750	1 024 886	357 366	4 618 641
29269000	Nitrile-function compound, other than HS 2926.10.00 to 2926.40.00	-	282	-	7 322
29270010	Azodicarbonamide	1 523 743	22 437 516	4 800 416	69 582 056
29270090	Diazo-, azo- or azoxy-compounds other than Azodicarbonamide	1 600	18 702	4 512	61 949
29280090	Organic derivatives of hydrazine or of hydroxylamine other than Linuron	17 879	162 603	20 317	378 407
29291010	Isocyanates, Diphenylmethane diisocyanate (MDI)	-	18 000	-	27 664
29291020	Isocyanates, Toluene diisocyanate	-	270	-	255
29291090	Compounds Isocyanates with other nitrogen function other than Diphenylmethane diisocyanate (MDI) & Toluene diisocyanate	53 645	547 209	198 752	2 427 545
29299010	Sodium cyclamate	315 010	4 381 787	610 630	8 830 318
29299090	Compounds with other nitrogen function other than Isocyanates and Cyclamates	-	6 025	-	15 918
29303000	Thiuram mono, di or tetrasulphides	-	500	-	2 120
29304000	Methionine	-	1 326	-	11 846
29309010	Dithiocarbonates	-	5 029	-	105 025
29309090	Organo-sulphur compounds, other than HS 2930.20.00 to 2930.90.90	169 630	572 747	1 587 803	9 540 382
29311020	Tetraethyl lead	-	2 152	-	10
29313400	Sodium 3(trihydroxysilyl)propyl methylphosphonate	-	1 280	-	1 700
29313900	Organo-phosphorous derivatives, other than HS 2931.31.00-2931.38.00	-	126 841	-	232 675
29319030	Ethephone	-	4 300	-	106 117
29319041	Organoarsenic compounds, In liquid form	-	10 847	-	1 523
29319049	Organoarsenic compounds, Other than In liquid form	190	30 940	743	98 265
29319090	Organo-inorganic compounds other than HS 2931.10.10-2931.90.50	63 592	572 336	398 353	1 611 980
29321200	2Furaldehyde (furfuraldehyde)	-	40	-	1 093
29321300	Furfuryl alcohol & tetrahydrofurfuryl alcohol	-	680	-	9 862
29321400	Sucralose	-	1	-	144
29321900	Compounds containing an unfused furan ring (whether or not hydrogenated) in the structure, o.T HS 2932.11.00-2932.14.00	1	923	674	154 901
29322010	Coumarin N(1,2Benzopyrone) methylcoumarins & ethylcoumarin	-	9	-	10
29322090	Lactones, Other than Coumarin N(1,2Benzopyrone) methylcoumarins & ethylcoumarin	-	513	-	13 480
29329400	Safrole	-	17 200	-	178 960
29329910	Carbofuran	-	335	-	21 618
29331100	Phenazone (antipyrin) & its derivatives	-	22	-	2 137
29331900	Compounds contain an unfused pyrazole ring (hydrogenated/not)in the structure,not Phenazone (antipyrin)&its derivatives	-	142	-	1 376
29332100	Hydantoin & its derivatives	108 400	744 037	203 894	2 209 365
29332900	Compounds containing an unfused imidazole ring (hydrogenated/not)in the structure,not Hydantoin&its derivatives	98 175	296 980	329 685	2 183 760
29333100	Pyridine & its salts	-	4	-	51
29333910	Chlorpheniramine & isoniazid	2 500	9 175	5 267	1 221 694
29333930	Paraquat salts	-	45 840	-	62 820
29333990	Compounds containing an unfused pyridine ring (whether or not hydrogenated) in the structure,ot than HS29333100-29333930	-	640	-	10 240

Tabel 3 : Ekspor Indonesia menurut Komoditi ( Kode HS 8 digit )

Desember 2019

Kode H S	Uraian golongan barang	Berat bersih (Kg)		Nilai F.O.B. ( U S \$ )	
		Bulan ini	Kumulatif	Bulan ini	Kumulatif
(1)	(2)	(3)	(4)	(5)	(6)
29335990	Compound contain aPyrimidine ring (whether/not hydrogenated)/piperazine ring inThe structure,ot than HS29335200-29335910	19 080	44 662	12 802	55 522
29336100	Melamine	-	1 953	-	10 854
29336900	Compounds containing an unfused triazine ring (whether or not hydrogenated) in the structure, other than Melamin	89 400	164 133	147 729	337 645
29337900	Lactams, other than 6Hexanelactam (epsiloncaprolactam) & Clobazam (INN) & methyprylon (INN)	-	1	-	2
29339100	Alprazolam(INN), camazepam,chlordiazepo xide(INN), clonazepam,etc,salts thereof	-	1	-	4
29339910	Mebendazole & parbendazole	300	1 188	1 212	13 486
29339990	Heterocyclic compounds with nitrogen hetero-atom(s) only oth than 2933.11.00-2933.99.10	3 826 000	28 534 115	15 846 683	126 821 969
29341000	Compounds containing an unfused thiazole ring (whether or not hydrogenated) in the structure	389	775	38 516	68 124
29342000	Compounds containing in the structure a benzothiazole ringsystem (whether or not hydrogenated), not further fused	2 450	4 952	10 105	18 633
29349910	Nucleic acids & their salts	614 102	10 288 843	2 804 086	54 658 514
29349920	Sultones, sultams, diltiazem	49	4 811	1 750	1 669 263
29349930	6Aminopenicillanic acid	800	14 599	1 192	22 517
29349990	Nucleic acids&their salts,whether or not chemically define,oth heterocyclic comp n.e.c. HS 2934.10.00-2934.99.50	134 470	1 935 314	1 780 561	26 271 811
29359000	Sulphonamides other than HS 2935.10.00-2935.50.00	27 200	624 236	248 845	5 636 509
29362100	Vitamin A & their derivatives	-	4 784	-	187 321
29362200	Vitamin B1 & its derivatives	-	426	-	342
29362400	D or DLPantothenic acid (Vitamin B3 or Vitamin B5) & its derivatives	-	49 073	-	826 420
29362500	Vitamin B6 & its derivatives	-	26	-	1 115
29362600	Vitamin B12 & its derivatives	200	2 358	9 561	393 895
29362700	Vitamin C & its derivatives	-	57 322	-	274 460
29362800	Vitamin E & its derivatives	295	37 422	5 961	843 423
29362900	Vitamins; n.e.c. in HS 2936.21.00-2936.28.00, and their derivatives, unmixed	2 203	83 001	13 151	297 897
29369000	Provitamins,natural or reproduced by synthesis (including natural concentrates)	6 276	63 924	11 719	185 814
29371100	Somatotropin, its derivatives & structural analogues	-	5	-	1
29371900	Polypeptide,protein&glycoprotein hormones,their derivatives&struct analogue,oth than somatotopin&insulin&its salts	15	11 648	505 818	4 648 682
29372200	Halogenated derivatives of corticosteroidal hormones	-	155	-	2 566
29372300	Oestrogens & progestogens	-	83	-	2 320
29379090	Hormones, natural or reproduced by synthesis, n.e.c. HS 2937.11.00-2937.90.20	300	600	13 800	30 585
29389000	Glycosides,natural/reproduced by synthesis,&their salt,ether,ester&other deriv,Oth than Rutoside(rutin) & its derivative	34 920	217 814	94 590	601 839
29392010	Alkaloids of cinchona & their derivatives, salts thereof, Quinine & its salts	10 585	109 276	1 040 002	11 479 433
29392090	Alkaloids of cinchona & their derivatives, salts thereof, oth than Quinine & its salts	-	1	-	10
29393000	Caffeine & its salts	300	31 020	6 000	93 011
29397900	Alkaloids; of vegetal origin, nec HS 2939.71.00	-	1	-	3
29398000	Alkaloids; natural or reproduced by synthesis, and their salts, esters and other derivatives n.e.c. in heading no. 2939	4	4	200	200
29400000	Sugars, chemically pure oth than sucrose ,lactose, maltose, glucose, & fructose	580 077	20 737 703	1 666 938	20 820 381
29411019	Amoxicillin & its salts, Steril	1	1	10	10
29411020	Ampicillin & its salts	2 060	2 062	28 243	28 439

Tabel 3 : Ekspor Indonesia menurut Komoditi ( Kode HS 8 digit )

Desember 2019

Kode H S	Uraian golongan barang	Berat bersih (Kg)		Nilai F.O.B. ( U S \$ )	
		Bulan ini	Kumulatif	Bulan ini	Kumulatif
(1)	(2)	(3)	(4)	(5)	(6)
29411090	Penicillins & their derivatives with a penicillanic acid structure, salts thereof, other than Amoxicillin & Ampicillin	7 455	109 194	6 030	42 009
29413000	Tetracyclines & their derivatives, salts thereof	-	799	-	20 500
29419000	Antibiotics; n.e.c. in heading no. 2941	8	875	121	48 889
29420000	Organic compounds; n.e.c. in chapter 29	1 239	163 056	10 388	1 063 997
30019000	Heparin&its salts,oth human/animal substance prepared for therapeutic/prophylactic uses,not elsewhere specified/included	10 702	10 714	1 521	1 534
30021100	Malaria diagnostic test kits	-	28	-	348
30021210	Antisera, plasma protein solutions, haemoglobin powder	-	12	-	102
30021290	Antisera & other blood fractions, other than antisera, plasma protein solutions, haemoglobin powder	121	2 447	5 498	63 583
30021300	Immunological products, unmixed, not put up in measured doses or in forms or packings for retail sale	-	1	-	10
30021400	Immunological products, mixed, not put up in measured doses or in forms or packings for retail sale	-	10	-	7
30021900	Immunological products,w.o.n modified/obtained by means of biotechnological processes,other than HS 3002.11-3002.15	-	19	-	242
30022010	Tetanus toxoid	9 296	72 824	19 220 216	62 978 749
30022020	Pertussis, measles, meningitis or polio vaccines	24 780	205 091	4 426 702	27 271 333
30022090	Vaccines for human medicine, Other than Tetanus toxoid & Pertussis, measles, meningitis or polio vaccines	190	7 541	140 074	5 202 248
30023000	Vaccines for veterinary medicine	67 518	591 030	1 593 136	12 960 068
30029000	Toxins, cultures of micro-organisms (excluding yeasts) and similar products	18 534	241 863	75 383	1 166 365
30031010	Medicaments containing amoxicillin (INN) or its salts, not put up in measured doses or in forms/packings for retail sale	-	226	-	511
30031020	Medicaments containing ampicillin (INN) or its salts, not put up in measured doses or in forms/packings for retail sale	-	14	-	1 076
30031090	Medicaments cont. penicillins/deriv, with penicillanic acid structure/streptomycins, o.t cont. amoxicillin&ampicillin	2 626	3 799	1 420	10 597
30032000	Medicaments,cont.antibiotic, consist?2constituent mix for therapeutic/prophylactic,not in measured dose/pack for retail	1 120	3 166	7 482	33 588
30033900	Medicaments,containing hormones (excl. insulin),for therapeutic/prophylactic uses,not packaged for retail sale	102 924	1 209 322	1 262 213	14 283 876
30039000	Medicaments, for therapeutic or prophylactic uses, not packed for retail sale, other than HS 3003.10.10-3003.60.00	-	15	-	7 944
30041015	Medicament,containing penicillin G (excl penicillin G benzathine),phenoxymethyl penicillin/salts thereof,for retail sale	-	24 498	-	2 202 189
30041016	Medicaments,containing ampicillin,amoxycillin or salts thereof,of a kind taken orally,packing for retail sale	9 625	185 220	336 093	7 459 639
30041019	Medicaments,containing penicillins/derivates thereof,packing for retail sale,other than HS 3004.10.15-3004.10.16	49 097	866 168	3 843 242	66 301 170
30041021	Medicaments, containing streptomycins or derivatives thereof, in ointment form, packing for retail sale	158	1 268	8 930	48 992
30041029	Medicaments, containing streptomycins or derivatives thereof, other than in ointment form, packing for retail sale	260	411	1 212	19 116

Tabel 3 : Ekspor Indonesia menurut Komoditi ( Kode HS 8 digit )

Desember 2019

Kode H S	Uraian golongan barang	Berat bersih (Kg)		Nilai F.O.B. ( U S \$ )	
		Bulan ini	Kumulatif	Bulan ini	Kumulatif
(1)	(2)	(3)	(4)	(5)	(6)
30042010	Antibiotics containing gentamycin,lincomycin,sulfamethoxazole/its derivatives,of a kind taken orally/in ointment form	6	5 893	26	128 475
30042031	Antibiotics containing erythromycin or derivatives thereof, of a kind taken orally	23 645	240 068	672 253	4 883 157
30042032	Antibiotics containing erythromycin or derivatives thereof, in ointment form	18	2 077	547	34 009
30042039	Antibiotics containing erythromycin or derivatives thereof, other than of a kind taken orally or in ointment form	27	8 932	35 367	1 913 735
30042071	Antibiotics containing tetracyclines or chloramphenicols or derivatives,of a kind taken orally or in ointment form	-	4 687	-	480 662
30042079	Antibiotics containing tetracyclines or chloramphenicols or derivatives,oth of a kind taken orally or in ointment form	1 480	13 504	19 060	1 352 400
30042091	Antibiotic, of a kind taken orally or ointment form, other than HS 3004.20.10-3004.20.79	1 571	5 881	44 812	789 151
30042099	Antibiotic, other than of a kind taken orally or ointment form, other than HS 3004.20.10-3004.20.79	14 107	149 294	433 670	4 630 307
30043100	Medicaments, containing hormones or other products of heading 29.37, containing insulin	1	1	6	6
30043210	Medicaments,contain corticosteroid hormones,its derivatives/structural analogues,contain dexamethasone/their derivatives	-	9 977	-	20 975
30043290	Medicaments, containing corticosteroid hormones, their derivatives or structural analogues, oth HS 3004.32.10-3004.32.40	4 272	47 624	189 142	3 117 429
30043900	Medicaments, containing hormones/other products of heading 29.37, other than HS 3004.31.00-3004.32.90	119 758	916 752	1 584 265	16 900 659
30044100	Medicaments,containing alkaloids or derivatives thereof,containing ephedrine or its salts,packing for retail sale	-	84 281	-	418 462
30044200	Medicaments,containing alkaloids/derivatives thereof,containing pseudoephedrine/its salts,packing for retail sale	52 090	300 124	532 883	4 413 884
30044300	Medicaments,containing alkaloids/derivatives thereof,containing norephedrine or its salts,packing for retail sale	34 257	520 629	404 424	5 855 609
30045010	Medicaments containing vitamins or other products of heading 29.36, of a kind suitable for children, in syrup form	18 795	234 185	65 314	868 622
30045021	Medicaments containing more than one vitamin, of a kind taken orally	-	19 985	-	208 712
30045029	Medicaments containing more than one vitamin, other than of a kind taken orally	7 102	788 608	290 046	29 516 674
30045091	Medicaments containing vitamin A, B or C	2 077	92 125	41 367	903 523
30045099	Medicaments containing vitamins or other products of heading 29.36, other than HS 3004.50.10-3004.50.91	14 457	317 480	583 188	14 583 348
30046090	Medicaments,containing antimalarial active principles described in Subheading Note 2,other than HS 3004.60.10-3004.60.20	-	1	-	100
30049010	Transdermal therapeutic system patches for the treatment of cancer or heart diseases	-	1 385	-	646 044
30049020	Closed sterile water for inhalation, pharmaceutical grade	512	10 288	15 580	174 245
30049030	Antiseptics	113 172	586 179	652 664	1 958 994
30049041	Anaesthetics, containing procaine hydrochloride	-	2	-	18
30049049	Anaesthetics, other than containing procaine hydrochloride	375 959	1 804 240	2 677 218	30 108 940
30049051	Analgesics,antipyretics&oth medicaments for coughs/colds,contain acetylsalicylic acid,paracetamol/dipyron,aken orally	58 507	795 699	702 500	9 336 560



Tabel 3 : Ekspor Indonesia menurut Komoditi ( Kode HS 8 digit )

Desember 2019

Kode H S	Uraian golongan barang	Berat bersih (Kg)		Nilai F.O.B. ( U S \$ )	
		Bulan ini	Kumulatif	Bulan ini	Kumulatif
(1)	(2)	(3)	(4)	(5)	(6)
30049052	Analgesics,antipyretics&other medicaments for the treatment of coughs/colds,containing chlorpheniramine maleate	-	85 526	-	218 254
30049053	Analgesics,antipyretics&other medicaments for the treatment of coughs/colds,containing diclofenac,of a kind taken orally	-	143	-	5 621
30049054	Analgesics,antipyretics&other medicaments for the treatment of coughs/colds,containing piroxicam (INN) or ibuprofen	26 148	52 389	72 674	347 182
30049055	Analgesics, antipyretics&other medicaments for the treatment of coughs/colds, in liniment form	135 761	1 626 464	791 398	10 040 293
30049059	Analgesics, antipyretics & other medicaments for the treatment of coughs or colds, other than HS 3004.90.51-3004.90.55	329 571	5 069 147	4 617 818	61 650 821
30049064	Antimalarials, containing artemisinin other than of subheading 3004.60.10	-	10	-	224
30049065	Antimalarials, herbal medicaments	4 440	54 079	24 887	1 079 780
30049069	Antimalarials, other than containing primaquine/artemisinin other than of subheading 3004.60.10/herbal medicaments	357	185 368	9 785	603 960
30049071	Anthelmintic, containing piperazine or mebendazole (INN)	-	1 997	-	461 581
30049072	Anthelmintic, herbal medicaments	1 211	45 434	14 088	448 383
30049079	Anthelmintic, other than containing piperazine or mebendazole (INN) or herbal medicaments	14 582	192 666	377 475	5 010 663
30049082	Anti HIV/AIDS medicaments	129	5 277	241 934	15 680 687
30049089	Medicaments for the treatment of cancer or other intractable diseases, other than containing deferoxamine, for injection	14 772	123 213	1 096 505	9 168 429
30049091	Medicaments containing sodium chloride or glucose, for infusion, packaged for retail sale	21 160	345 975	51 681	1 814 379
30049092	Medicaments containing sorbitol or salbutamol, for infusion, packaged for retail sale	-	157 215	-	4 157 252
30049093	Medicaments containing sorbitol or salbutamol, in other forms, packaged for retail sale	51 233	108 460	110 969	260 213
30049094	Medicaments containing cimetidine (INN) or ranitidine (INN) other than for injection, packaged for retail sale	-	21 030	-	538 601
30049096	Nasal-drop medicaments containing naphazoline, xylometazoline or oxymetazoline	1 109	35 481	59 765	1 208 451
30049098	Herbal medicaments, other than for anthelmintic or antimalarials	110 078	1 910 023	315 735	6 117 367
30049099	Medicament consisting of mix/unmix product for therapeutic/prophylactic uses,for retail sale,oth HS 3004.10.15-.90.98	23 671	491 249	4 740 482	84 042 001
30051010	Adhesive dressings & other articles having an adhesive layer, impregnated or coated with pharmaceutical substances	2 812	62 093	24 134	518 174
30051090	Adhesive dressings&other articles having an adhesive layer,other than impregnated/coated with pharmaceutical substances	52 413	411 087	364 630	3 133 099
30059010	Bandages, put up in forms or packings for retail sale for medical, surgical, dental or veterinary purposes	229	58 570	2 549	313 815
30059020	Gauze, put up in forms or packings for retail sale for medical, surgical, dental or veterinary purposes	17	2 277	1 249	45 464
30059090	Wadding,packings for retail sale for medical,surgical,dental/veterinary purposes,other than HS 3005.10.10-3005.90.20	10 393	833 131	56 700	3 022 362
30061010	Sterile absorbable surgical or dental yarn, sterile surgical or dental adhesion barriers, whether or not absorbable	-	1 451	-	2 837
30061090	Sterile surgical catgut,sterile tissue adhesives for surgical wound closure; sterile laminaria & sterile laminaria tents	1	1 282	198	33 769

Tabel 3 : Ekspor Indonesia menurut Komoditi ( Kode HS 8 digit )

Desember 2019

Kode H S	Uraian golongan barang	Berat bersih (Kg)		Nilai F.O.B. ( U S \$ )	
		Bulan ini	Kumulatif	Bulan ini	Kumulatif
(1)	(2)	(3)	(4)	(5)	(6)
30062000	Bloodgrouping reagents	14	32 154	12	86 663
30063030	Opacifying preparation for Xray examinations, other microbial diagnostic reagents	-	3	-	202
30063090	Opacifying preparations for Xray examinations, other than HS 3006.30.10-3006.30.30	-	3	-	54
30064010	Dental cements & other dental fillings	-	5	-	267
30065000	First-aid boxes & kits	-	205	-	4 863
30066000	Chemical contraceptive preparations based on hormones, on other products of heading 29.37 or on spermicides	19 556	222 119	1 263 055	12 863 679
30067000	Gel prep designed to be used in hum or vet med as a lubricant for parts of the body for surg operations or physical exam	298	511	2 861	10 734
31010010	Fertilisers produced by of solely vegetable origin	450 014	3 568 322	153 278	1 057 081
31010092	Fertilisers produced of animal origin (other than guano), chemically treated	-	42 920	-	27 127
31010099	Animal fertilisers,not chemically treated	878 280	15 035 600	287 269	4 107 038
31021000	Urea, whether or not in aqueous solution	177 644 468	1 860 466 539	43 000 641	491 563 542
31022100	Ammonium sulphate	120 000	1 820 500	26 500	396 285
31022900	Double salts & mixtures of ammonium sulphate & ammonium nitrate	-	100	-	120
31023000	Ammonium nitrate, whether or not in aqueous solution	5 646 000	40 172 000	2 403 437	17 666 602
31024000	Mixtures of ammonium nitrate with calcium carbonate or other inorganic non-fertilising substances	-	70	-	210
31028000	Mixtures of urea & ammonium nitrate in aqueous or ammoniacal solution	-	3	-	1
31029000	Mineral or chemical fertilisers, nitrogenous, other than HS 3102.10-3102.80.00	5	149 225	64	317 342
31031190	Superphosphates containing by weight 35 % or more of diphosphorus pentaoxide (P2O5), other than feed grade	470 000	6 361 614	129 043	1 502 751
31031990	Superphosphates containing by weight less than 35 % of diphosphorus pentaoxide (P2O5), other than feed grade	1 401 300	11 860 475	298 460	2 483 488
31039010	Calcined phosphatic fertilisers	20 000	3 318 744	4 200	712 474
31039090	Mineral or chemical fertilisers, phosphatic, other than superphosphate & calcined phosphatic fertilisers	655 452	9 125 568	131 294	1 997 126
31042000	Potassium chloride	48 000	925 800	20 250	284 288
31043000	Potassium sulphate	663 000	11 669 000	293 010	5 201 485
31049000	Mineral or chemical fertilisers, potassic, other than potassium chloride & potassium sulphate	-	325 220	-	83 292
31051010	Superphosphates & calcined phosphatic fertilisers in tablets or similar forms of a gross weight not exceeding 10 kg	-	21 000	-	5 092
31051020	Mineral/chemical fertilisers contain 2 or 3 of fertilising elements in tablets/similar forms of a gross weight <=10 kg	125 040	1 652 677	27 627	420 056
31051090	Goods of this Chapter in tablets or similar forms or in packages of a gross weight <=10 kg, other than 3105.10.10-.20	-	17 000	-	3 290
31052000	Mineral or chemical fertilisers containing the three fertilising elements nitrogen, phosphorus & potassium	2 579 850	6 886 448	1 097 862	4 399 990
31054000	Ammonium dihydrogenorthophosphate & mixtures thereof with diammonium hydrogenorthophosphate	-	6 307	-	13 885
31055100	Mineral or chemical fertilisers containing nitrates & phosphates	26 188 850	189 704 692	6 887 668	54 475 665
31055900	Mineral/chemical fertilisers,contain the two fertilising elements nitrogen&phosphorus,oth contain nitrates&phosphates	72 000	499 700	7 153	46 319
31056000	Mineral or chemical fertilisers containing the two fertilising elements phosphorus & potassium	-	13 142	-	1 343

Tabel 3 : Ekspor Indonesia menurut Komoditi ( Kode HS 8 digit )

Desember 2019

Kode H S	Uraian golongan barang	Berat bersih (Kg)		Nilai F.O.B. ( U S \$ )	
		Bulan ini	Kumulatif	Bulan ini	Kumulatif
(1)	(2)	(3)	(4)	(5)	(6)
31059000	Mineral/chemical fertilisers contain two/three of fertilising elements nitrogen,phosphorus&potassium, oth HS 3105.20-.60	659 652	7 152 786	176 901	1 696 657
32011000	Quebracho extract	-	12 591	-	17 440
32019000	Tanning extracts of vegetable origin,tannins&their salts, ethers, ester&other derivatives, oth quebracho&wattle extract	1 224 805	18 608 071	2 556 643	44 342 038
32021000	Synthetic organic tanning substances	283 905	4 630 361	340 611	5 892 645
32029000	Inorganic tanning substances, tanning prep, w.o.n containing natural tanning substances, enzymatic prep for pre-tanning	-	30 119	-	28 326
32030010	Colouring matter of veg/animal origin incl dyeing extracts excl animal black,of a kind used in the food/drink industries	1 056	18 390	6 352	289 856
32030090	Col matter of veg/animal origin incl dyeing extract excl animal black other than used in the food or drink industries	12 806	32 261	327 576	392 157
32041110	Disperse dyes & preparations based thereon, crude	1	65 740	4	1 186 960
32041190	Disperse dyes & preparations based thereon, other than crude	354 132	6 826 242	4 534 323	82 040 202
32041210	Acid dyes, whether or not premetallised, & preparations based thereon	36 337	714 627	574 087	10 079 530
32041290	Mordant dyes & preparations based thereon	2 153	6 965	70 893	162 058
32041300	Basic dyes & preparations based thereon	23 300	65 130	75 751	756 089
32041400	Direct dyes & preparations based thereon	92 951	798 181	335 011	2 960 486
32041500	Vat dyes (including those usable in that state as pigments) & preparations based thereon	75	14 442	2 245	342 611
32041600	Reactive dyes & preparations based thereon	285 102	3 223 624	1 644 684	20 993 780
32041710	Synthetic organic pigment in powder form	248 727	2 618 975	1 857 902	20 208 015
32041790	Pigments & preparations based thereon, other than synthetic organic pigment in powder form	201 830	3 120 245	931 428	14 688 273
32041900	Synthetic organic colouring matter & prep,including mixtures of colouring matter of ?2 of the subheading 3204.11-3204.19	153 800	2 402 740	173 072	3 201 230
32042000	Synthetic organic products of a kind used as fluorescent brightening agents	1 165 036	15 340 591	1 993 534	33 522 097
32049000	Synthetic organic colouring matter, prep as specified in Note 3 to this Chapter , other than HS 3204.11 to 3204.20	886	38 992	16 908	222 577
32050000	Colour lakes, preparations as specified in Note 3 to this Chapter based on colour lakes.	5	110	158	6 386
32061110	Pigments based on titanium dioxide containing 80 % or more by weight of titanium dioxide calculated on the dry matter	2 000	5 667	13 145	41 286
32061190	Preparations based on titanium dioxide containing 80% or more by weight of titanium dioxide calculated on the dry matter	-	450	-	15 750
32061910	Pigments based on titanium dioxide containing less than 80 % by weight of titanium dioxide calculated on the dry matter	38 400	1 278 981	166 416	1 897 199
32061990	Preparations based on titanium dioxide containing < 80% by weight of titanium dioxide calculated on the dry matter	36 300	511 550	107 404	1 562 594
32062010	Chrome yellow, chrome green & molybdate orange or red based on chromium compounds	36 500	326 760	152 539	1 796 829
32062090	Pigments&prep based on chromium compounds,oth than chrome yellow,chrome green&molybdate orange/red from chrome compounds	2 001	12 237	7 750	43 263
32064190	Ultramarine	0	47 726	11	86 077
32064290	Lithopone & other pigments based on zinc sulphide	-	1	-	789
32064910	Preparation, other than ultramarine & prep based thereon or lithopone & other pigments & prep based on zinc sulphide	4 125	258 214	69 601	3 118 128

Tabel 3 : Ekspor Indonesia menurut Komoditi ( Kode HS 8 digit )

Desember 2019

Kode H S	Uraian golongan barang	Berat bersih (Kg)		Nilai F.O.B. ( U S \$ )	
		Bulan ini	Kumulatif	Bulan ini	Kumulatif
(1)	(2)	(3)	(4)	(5)	(6)
32064990	Colouring matter,other than ultramarine & prep based thereon or lithopone & other pigments & prep based on zinc sulphide	167 268	1 605 501	895 587	8 550 979
32065010	Preparations of inorganic products of a kind used as luminophores	75	292	488	3 820
32065090	Inorganic products of a kind used as luminophores, other than preparations	-	13 002	-	33 950
32071000	Prepared pigments, prepared opacifiers, prepared colours & similar preparations	344 118	5 963 651	1 041 253	15 706 744
32072010	Enamel frits	2	24 827	1	86 480
32072090	Vitrifiable enamels & glazes, engobes (slips) & similar preparations, other than enamel frits	92 724	3 036 526	135 853	2 494 276
32073000	Liquid lustres & similar preparations	534	9 099	251	67 930
32074000	Glass frit & other glass, in the form of powder, granules or flakes	592 034	8 358 750	466 345	7 341 150
32081019	Varnishes (including lacquers) based on polyesters, other than of a kind used in dentistry	4 058	55 614	6 007	57 622
32081020	Antifouling &/or anticorrosive paints for ships' hulls based on polyesters	38	173	75	4 213
32081090	Paint incl enamels based on polyesters,oth than varnishes incl lacq&antifouling &/or anticorrosive paint for ships'hulls	885 983	12 407 427	1 936 152	28 931 881
32082040	Antifouling &/or anticorrosive paints for ships' hulls based on acrylic or vinyl polymers	50	4 193	84	30 869
32082070	Varnishes (including lacquers), of a kind used in dentistry based on acrylic or vinyl polymers	-	6 100	-	23 670
32082090	Paints based on acrylic or vinyl polymers, oth than antifouling &/or anticorrosive paint	240 053	2 941 576	803 301	9 870 967
32089019	Varnishes(incl lacquers), >100°C heat resistance, not used in dentistry, oth based on polyesters,acrylic/vinyl polymers	4 405	85 790	8 343	186 265
32089021	Varnishes(incl lacquers), <=100°C heat resistance, used in dentistry,oth than based on polyesters,acrylic/vinyl polymers	-	74	-	2
32089029	Varnishes(incl lacquers), <=100°C heat resistance, not used in dentistry,oth based on polyesters,acrylic/vinyl polymers	150 800	1 872 126	451 876	6 029 008
32089030	Antifouling &/or anticorrosive paints for ships'hulls other than based on polyesters&based on acrylic or vinyl polymers	-	198	-	1 368
32089090	Paint&varnishes incl enamels&lacquers exc based on polyesters&based on acrylic/vinyl polymers&HS 3208.10.10-3208.90.30	382 350	7 454 216	1 404 119	23 536 634
32091010	Varnishes (including lacquers), based on acrylic or vinyl polymers	10	74 277	23	247 317
32091050	Antifouling &/or anticorrosive paints for ships' hulls, based on acrylic or vinyl polymers	3 335	5 649	7 933	20 256
32091090	Paints&varnishes including enamels based on acrylic or vinyl polymers, other than HS 3209.10.10-3209.10.50	95 229	786 067	149 995	1 534 319
32099000	Paints & varnishes (including enamels & lacquers), other than based on acrylic or vinyl polymers	210 582	1 886 060	346 788	3 030 433
32100010	Varnishes (including lacquers)	11 200	14 515	69 336	100 029
32100020	Distempers	-	11	-	373
32100030	Prepared water pigments of a kind used for finishing leather	1	3	11	55
32100091	Antifouling &/or anticorrosive paints for ships' hulls	20	345	15	188
32100099	Paints other than antifouling &/or anticorrosive paints for ships' hulls	125	30 195	5 260	155 838
32110000	Prepared driers	120	102 197	1 732	375 108
32121000	Stamping foils	996	39 633	26 640	648 113
32129011	Aluminium paste dispersed in nonaqueous media, of a kind used in the manufacture of paints (including enamels)	-	50	-	424

Tabel 3 : Ekspor Indonesia menurut Komoditi ( Kode HS 8 digit )

Desember 2019

Kode H S	Uraian golongan barang	Berat bersih (Kg)		Nilai F.O.B. ( U S \$ )	
		Bulan ini	Kumulatif	Bulan ini	Kumulatif
(1)	(2)	(3)	(4)	(5)	(6)
32129013	White lead dispersed in oil, in liquid or paste form, of a kind used in the manufacture of paints (including enamels)	-	129	-	450
32129014	Pigments incl metallic powders&flakes dispersed in not water media,in liq/paste form,for manufacture of leather paint	39	136	299	1 056
32129019	Pigment incl metallic powders&flakes dispersed in not water media,in liq/paste form,not for manufacture of leather paint	2 261	31 988	19 457	196 396
32129021	Dyes & other colouring matter put up in forms or packings for retail sale of a kind used in the food or drink industries	-	0	-	93
32129022	Dyes put up in forms/packings for retail sale of a kind not used in the food/drink industries	-	383	-	9 326
32129029	Colouring matter put up in forms/packings for retail sale of a kind not used in the food/drink industries	800	42 514	3 569	51 559
32131000	Colours in sets, of a kind used by artists, students or signboard painters	7	3 557	538	33 675
32139000	Colours, of a kind used by artists, students or signboard painters, other than colours in sets	337	1 880	649	3 770
32141000	Glaziers' putty, grafting putty, resin cements, caulking compounds & other mastics, painters' fillings	167 202	2 035 670	513 635	5 808 404
32149000	Non-refractory surfacing preparations for facades, indoor walls, floors, ceilings or the like.	312 358	5 078 976	376 592	6 026 671
32151110	Printing ink, black, ultraviolet curable	90	650	765	6 330
32151190	Printing ink, black other than ultraviolet curable ink	113 225	1 130 651	1 112 452	9 631 846
32151900	Printing ink, other than black	881 717	9 081 644	7 157 963	97 347 188
32159010	Carbon mass of a kind used to manufacture carbon paper	-	230	-	83
32159060	Writing or drawing ink	163	21 519	15	322 561
32159070	Ink of a kind suitable for use with duplicating machines of heading 84.72	8 268	51 283	111 303	993 102
32159090	Ink, whether or not concentrated or solid, other than HS 3215.11.10-3215.90.70	23 486	350 251	153 324	2 345 451
33011200	Essential oils of orange	6	17 584	331	118 554
33011300	Essential oils of lemon	5	1 148	293	42 638
33011900	Essential oils of citrus fruit, other than of orange & lemon	56 388	754 263	1 907 779	21 428 919
33012400	Essential oils of peppermint (Mentha piperita)	220	9 970	111	321 817
33012500	Essential oils of other mints, other than peppermint (Mentha piperita)	22 578	189 361	1 059 928	8 891 675
33012910	Essential oils of lemon grass, citronella, nutmeg, cinnamon, ginger, cardamom, fennel or palmrose	292 371	2 402 305	7 104 523	59 620 783
33012920	Essential oils of sandalwood	13 719	130 450	816 582	6 716 191
33012990	Essential oils other than HS 3301.12.00-3301.29.20	100 759	1 332 050	2 324 941	38 715 475
33013000	Resinoids	10	3 424	112	16 962
33019010	Aqueous distillates & aqueous solutions of essential oils suitable for medicinal use	21 552	244 836	942 887	10 555 965
33019090	Extract oleoresins; concentrates of essential oils; terpenic by-product of deterpenation of essential oils	115 698	1 491 016	2 221 049	38 898 762
33021010	Odoriferous alcoholic preparations of a kind used in the manufacture of alcoholic beverages, in liquid form	10 541	94 700	79 769	859 575
33021020	Odoriferous alcoholic preparations of a kind used in the manufacture of alcoholic beverages, in other forms	571	2 023	15 810	51 332
33021090	Odoriferous alcoholic preparations of a kind used in the food or drink industries, other than HS 3302.10.10-3302.10.20	654 860	8 002 943	8 094 529	91 578 172
33029000	Odoriferous substances and mixtures; used as raw materials in industries other than the food or drink industries	328 820	5 051 238	5 467 366	77 142 678
33030000	Perfumes & toilet waters.	456 758	8 267 472	6 531 707	137 118 550
33041000	Lip makeup preparations	1 100	52 748	138 469	4 449 409
33042000	Eye makeup preparations	1 141	30 797	310 836	5 067 168

Tabel 3 : Ekspor Indonesia menurut Komoditi ( Kode HS 8 digit )

Desember 2019

Kode H S	Uraian golongan barang	Berat bersih (Kg)		Nilai F.O.B. ( U S \$ )	
		Bulan ini	Kumulatif	Bulan ini	Kumulatif
(1)	(2)	(3)	(4)	(5)	(6)
33043000	Manicure & pedicure preparations	17 101	113 141	21 967	279 578
33049100	Beauty or make up preparations, powders, whether or not compressed	251 592	3 444 497	752 040	12 368 890
33049920	Antiacne preparations	8 515	250 698	33 490	1 708 808
33049930	Face or skin creams & lotions other than antiacne preparations	937 900	13 263 380	3 389 924	49 281 390
33049990	Beauty/make up preparat, for the care of the skin (incl sunscreen or sun tan preparations), o.t HS 3304.10.00-3304.99.30	485 553	3 850 170	3 784 287	49 514 310
33051010	Shampoos having antifungal properties	194 638	3 204 538	358 485	5 779 971
33051090	Shampoos not having antifugal properties	1 153 897	12 913 726	2 628 958	31 452 730
33052000	Preparations for permanent waving or straightening	616	4 065	6 361	29 969
33053000	Hair lacquers	261	2 985	1 501	8 332
33059000	Preparations for use on the hair, other than shampoos, preparations for permanent waving or straightening & hair lacquer	570 250	9 111 864	3 868 877	54 881 106
33061010	Dentifrices in powders forms & pastes for dental prophylaxis	731 425	10 372 551	1 443 830	21 209 948
33061090	Dentifrices, other than in powders forms&pastes for dental prophylaxis	160 096	1 844 813	688 921	7 547 440
33062000	Yarn used to clean between the teeth (dental floss)	-	1 568	-	2 681
33069000	Prep for oral/dental hygiene, incl denture fixative pastes&powders,in individual retail packages,other than dentifrices	32 265	527 225	122 076	1 593 950
33071000	Preshave, shaving or aftershave preparations	67 526	412 236	110 501	817 714
33072000	Personal deodorants & antiperspirants	205 982	2 061 824	1 125 380	10 157 793
33073000	Perfumed bath salts & other bath preparations	20	597	575	8 957
33074110	Agarbatti & other odoriferous prep which operate by burning,Scented powders of a kind used during religious rites	72 253	918 361	63 502	723 600
33074190	Agarbatti& other odoriferous prep which operate by burning, oth scented powders of a kind used during religious rites	145 353	1 826 818	98 951	1 722 855
33074910	Room perfuming preparations, whether or not having disinfectant properties	171 396	1 670 383	775 113	8 704 378
33074990	Deodorising rooms, other than room perfuming preparations, whether or not having disinfectant properties	11 294	152 340	147 007	1 075 520
33079030	Papers & tissues, impregnated or coated with perfume or cosmetics	53 717	852 753	116 522	1 862 987
33079040	Perfumery or cosmetics, including depilatories, other than HS 3307.10.00-3307.90.31	55 191	531 833	1 119 105	8 167 605
33079050	Contact lens or artificial eye solutions	-	21	-	1 353
33079090	Perfumery, cosmetic or toilet preparations, other than HS 3307.10.00-3307.90.50	87 765	599 752	375 963	2 841 929
34011140	Medicated soap including disinfectant soap	931 190	14 385 688	1 245 178	19 436 124
34011150	Soap for toilet uses including bath soap other than medicated soap	10 289 630	152 516 774	12 820 102	183 357 316
34011160	Organic surface-active prod&prep for toilet use, of felt/nonwovens,impregnated,coated/covered with soap/detergent	15 053	216 252	33 335	401 007
34011190	Organic surface-active products & preparations for toilet use, other than HS 3401.11.60	594 613	10 259 791	588 976	8 273 780
34011910	Soap&org surf-active products&prep, of felt&nonwovens,impregnated,coated/cover with soap/detergent, not for toilet use	10	74 850	43	179 597
34011990	Soap&org surf-active prod&prep,form of bars,cakes,moulded pieces/shapes,pap,wadding,oth for toilet use incl med products	2 490 213	50 221 323	1 755 736	28 176 116
34012020	Soap chips	41 356 856	429 637 037	26 443 042	277 210 150
34012091	Soap in other forms of a kind used for flotation deinking of recycled paper, other than soap chips	-	2 354	-	3 484
34012099	Soap in other forms, other than soap chips & soap of a kind used for flotation deinking of recycled paper	1 548 865	41 639 569	1 902 261	45 128 817

Tabel 3 : Ekspor Indonesia menurut Komoditi ( Kode HS 8 digit )

Desember 2019

Kode H S	Uraian golongan barang	Berat bersih (Kg)		Nilai F.O.B. ( U S \$ )	
		Bulan ini	Kumulatif	Bulan ini	Kumulatif
(1)	(2)	(3)	(4)	(5)	(6)
34013000	Organic surfaceactive products&prep for washing the skin,in the form of liq/cream&put up for retail,contain soap/not	1 124 475	14 269 819	3 887 092	48 850 698
34021110	Sulphated fatty alcohols, whether or not put up for retail sale	1 645 280	21 762 673	2 198 844	32 068 923
34021140	Sulphonated alkylbenzene, whether or not put up for retail sale	1 219 740	18 250 466	1 413 077	21 103 430
34021190	Anionic other than Sulphated fatty alcohols&Sulphonated fatty alcohols including org surf-active agents	1 644 760	15 823 094	1 834 514	19 881 691
34021200	Cationic including organic surfaceactive agents, whether or not put up for retail sale	334 507	4 342 277	466 438	5 885 508
34021310	Hydroxyl-terminated polybutadiene, whether or not put up for retail sale	16 007	269 604	40 516	612 691
34021390	Non-ionic including organic surfaceactive agents, put up for retail sale or not, oth hydroxylterminated polybutadiene	127 379	1 659 051	184 887	2 900 131
34021910	Organic surf-active agents,of a kind suit for use in fire-ext prep,other than anionic,cationic&non-ionic	27 880	362 414	39 478	474 162
34021990	Organic surf-active agents,other than anionic,cationic&non-ionic&of a kind suit to use in fire-ext prep	587 064	9 794 571	734 572	13 090 733
34022014	Surface active preparations put up for retail sale in liquid form	1 626 428	16 020 368	1 590 637	16 550 778
34022015	Washing/cleaning preparation,including bleaching,cleansing/degreasing preparations put up for retail sale in liquid form	3 012 434	38 445 268	1 967 755	25 814 135
34022094	Surface active preparations put up for retail sale other than in liquid form	10 835	106 462	10 861	95 774
34022095	Washing/cleaning prep,including bleaching,cleansing or degreasing prep put up for retail sale other than in liquid form	10 434 769	139 332 299	8 348 511	114 937 423
34029011	Anionic wetting agents in liquid form	12 650	105 385	31 601	179 550
34029012	Anionic washing or cleaning preparations, including bleaching, cleansing or degreasing preparations in liquid form	132 302	1 421 481	237 080	2 548 392
34029013	Washing/cleaning preparations, including bleaching, cleansing/degreasing prep in liquid form other than anionic prep	13 129	180 206	8 619	196 028
34029014	Anionic surface active preparations in liquid form other than anionic wetting agents and washing preparations	25 597	74 325	22 920	66 565
34029019	Surf active prep, wash prep incl aux wash&clean prep,cont soap/not,in liq form, oth than HS34.01, 3402.90.11-14, retail	270 315	2 679 376	523 149	5 304 473
34029091	Anionic wetting agents not in liquid form	33 253	187 823	56 324	297 434
34029092	Anionic washing or cleaning reparations,including bleaching,cleansing or degreasing preparations not in liquid form	1 680	15 894	3 696	27 327
34029093	Washing/cleaning preparations, including bleaching, cleansing/degreasing prep not in liquid form other than anionic prep	582 458	8 811 870	472 871	7 736 852
34029094	Anionic surface active preparations not in liquid form other than anionic wetting agents and washing preparations	-	11 315	-	12 038
34029099	Surface active prep,wash prep incl aux wash&clean prep,cont soap/not,not in liq form,oth than of 34.01,HS 3402.90.91-.94	238 912	4 164 499	273 084	5 432 972
34031111	Liquid lubricating oil prep, for treatm of textile,or oth material, containing petroleum oil/oil from bituminous mineral	152	37 671	1 533	75 513
34031119	Prep for treatm of textile/oth material,in liquid form,contain petrol oil/oil from bituminous mineral,oth lubricating	11 225	28 062	5 368	15 742

Tabel 3 : Ekspor Indonesia menurut Komoditi ( Kode HS 8 digit )

Desember 2019

Kode H S	Uraian golongan barang	Berat bersih (Kg)		Nilai F.O.B. ( U S \$ )	
		Bulan ini	Kumulatif	Bulan ini	Kumulatif
(1)	(2)	(3)	(4)	(5)	(6)
34031190	Prep for treatm of textile/oth material, contain petrol oil/oil from bituminous mineral, other than in liquid form	1 264	56 005	2 790	134 782
34031911	Lubricating preparations for aircraft engines,contain petroleum oil/oil from bituminous mineral, in liquid form	84	420	2 281	6 493
34031912	Lubricating prep cont. petroleum oil, not for treatment textile material/leather/furskins cont. silicone oil in liquid	545	644	310	349
34031919	Lubricate prep cont petrol oil not for treatment textile/leather/furskin/aircraft engine not cont silicone oil in liquid	87	159 107	457	450 425
34031990	Lubricating preparation containing petroleum oil not for treatment textile material/leather/furskins, not in liquid form	11 675	155 502	12 362	264 587
34039111	Lubricating preparation contain silicone oil-for treatment of textile/leather/furskins,not contain petrol,in liquid form	489	19 106	13 487	139 682
34039119	Lubricating prep for treatment of textile/leather/furskins, not contain petrol, in liquid form, o.t contain silicone oil	-	10 250	-	4 868
34039190	Lubricating prep for treatment of textile/leather/furskins, not contain petrol, other than in liquid form	4 350	482 112	8 277	710 945
34039911	Lubricating preparations for aircraft engines, not contain petroleum oil/oil from bituminous mineral, in liquid form	7	138	130	7 801
34039912	Lubricating prep contain silicone oil not for treatment of textile/leather/furskins,not contain petrol,in liquid form	-	50 150	-	86 210
34039919	Lubricating prep not cont petrol,not for treatment of textile/leather/furskins/aircraft,not cont silicone oil,in liquid	2 486	82 221	8 091	155 540
34039990	Lubricating preparations,not containing petroleum oil,not for treatment of textile/leather/furskins, not in liquid form	182 008	2 537 343	365 024	5 091 923
34042000	Waxes; artificial and prepared, of poly(oxyethylene) (polyethylene glycol)	24 530	27 916	46 610	61 998
34049010	Waxes; artificial and prepared, of lignite chemically modified, other than poly (oxyethylene) (polyethylene glycol)	81	26 856	354	18 994
34049090	Artificial waxes & prepared waxes, other than HS 3404.20.00-3404.90.10	4 532 730	69 772 999	4 394 497	65 585 617
34051000	Polishes, creams & similar preparations for footwear or leather	84 633	655 823	360 088	2 859 797
34052000	Polishes, creams & similar preparations for the maintenance of wooden furniture, floors or other woodwork	3 948	250 117	24 373	216 007
34053000	Polishes & similar preparations for coachwork, other than metal polishes	-	16 312	-	60 687
34054020	Scouring pastes & powders & other scouring preparations, in packaging of a net weight not exceeding 1 kg	22 800	173 447	14 891	113 778
34054090	Scouring pastes & powders & other scouring preparations, in packaging of a net weight exceeding 1 kg	4 488	62 185	1 659	110 042
34059010	Metal polishes	527	28 159	849	81 369
34059090	Polishes&creams,scouring pastes&powders&similar preparations,excluding waxes of HS 34.04,oth HS 3405.10.00-3405.90.10	3 793	27 808	2 633	59 651
34060000	Candles, tapers and the like	196 894	2 255 581	419 204	4 381 190
34070010	Modelling pastes, including those put up for children&Es amusement	-	6 002	-	11 926



Tabel 3 : Ekspor Indonesia menurut Komoditi ( Kode HS 8 digit )

Desember 2019

Kode H S	Uraian golongan barang	Berat bersih (Kg)		Nilai F.O.B. ( U S \$ )	
		Bulan ini	Kumulatif	Bulan ini	Kumulatif
(1)	(2)	(3)	(4)	(5)	(6)
34070020	Prep known as dental wax/dental impression compounds,in set,for retail/in plate,horseshoe shapes,stick/similar forms	-	6 253	-	20 663
34070030	Preparations for use in dentistry, with a basis of plaster (of calcined gypsum or calcium sulphate)	1	130	1	3 506
35011000	Casein	-	43 000	-	92 288
35019010	Caseinates & other casein derivatives	8 340	8 340	103 583	103 583
35019020	Casein glues	14	44	134	782
35022000	Milk albumin, including concentrates of two or more whey proteins	-	9 122	-	28 990
35030019	Glues; other than fish glue	186	19 836	374	27 680
35030041	Gelatin & gelatin derivatives in powder form with a bloating level of A250 or B230 or higher on the Bloom scale	-	1 575	-	11 246
35030049	Gelatin & gelatin derivatives oth in powder form with a bloating level of A250 or B230 or higher on the Bloom scale	-	1	-	1
35040000	Peptones & their deriv, oth protein substances & their deriv,not specified or included,hide powder,chromed or not.	3	983	142	92 438
35051010	Dextrins, soluble or roasted starches	-	134 564	-	130 642
35051090	Dextrins, other than soluble or roasted starches	450 535	5 936 052	678 969	6 794 913
35052000	Glues, based on starches, or on dextrins or other modified starches	1 455	7 499	6 522	87 186
35061000	Products suitable for use as glues or adhesives, put up for retail sale as glues or adhesives, net weight <= 1 kg	199 320	2 321 772	1 341 300	15 028 925
35069100	Adhesives based on polymers of headings 39.01 to 39.13 or on rubber	815 030	9 691 443	1 944 920	22 365 287
35069900	Glues and other adhesives; prepared, n.e.c. in heading no. 3506, not exceeding a net weight of 1kg	157 671	2 503 582	268 609	5 232 456
35079000	Enzymes; other than rennet & concentrates thereof	33 745	553 022	582 907	5 807 382
36010000	Propellent powders	-	24	-	293
36020000	Prepared explosives, other than propellent powders	-	128 500	-	415 325
36030010	Semifuses, elemented caps, signal tubes	35	440	2 755	26 746
36030090	Safety fuses; other than semifuses, elemented caps, signal tubes, safety fuses, detonating fuses	-	2 545	-	118 714
36041000	Fireworks	500	1 980	1 409	14 287
36049020	Miniature pyrotechnic munitions & percussion caps for toys	-	4	-	1 477
36049030	Signalling flares or rockets	2	43	176	2 343
36049090	Pyrotechnic products; n.e.c. in heading 36.04	-	71 009	-	220 897
36050000	Matches, other than pyrotechnic articles of heading 36.04	303 251	5 871 220	355 320	7 672 217
36061000	Liquid/liquefied-gas fuels in containers, used for filling/refilling cigarette/similar lighters&of a capacity <= 300 cm3	-	89	-	186
36069040	Resin torches, firelighters & the like	-	21	-	1 206
36069090	Ferro-cerium & other pyrophoric alloys in all forms, article of combustible material, other than HS 36069010 - 36069090	-	113	-	1 041
37011000	Photographic plates&film; for x-ray, in the flat, sensitised, unexposed, of any material oth paper, paperboard/textiles	1	169	71	5 884
37012000	Photographic plates and film; Instant print film	28	1 249	3 051	67 941
37013000	Photographic plates and film; in the flat, sensitised, unexposed, with any side exceeding 225mm	250	3 024	10 254	122 447
37019110	For colour photography (polychrome) of a kind suitable for use in the printing industry	-	70	-	3 117
37019190	For colour photography (polychrome) not suitable for use in the printing industry	-	0	-	36
37019990	Photographic plates and film in the flat, oth colour photography, not suitable for use in the printing industry	-	24 008	-	427

Tabel 3 : Ekspor Indonesia menurut Komoditi ( Kode HS 8 digit )

Desember 2019

Kode H S	Uraian golongan barang	Berat bersih (Kg)		Nilai F.O.B. ( U S \$ )	
		Bulan ini	Kumulatif	Bulan ini	Kumulatif
		(1)	(2)	(3)	(4)
37021000	Photographic film; for x-rays, in rolls, sensitised and unexposed (other than of paper, paperboard or textiles)	5	32	22	854
37023900	Photographic film in rolls without perforations, of a width not exceeding 105 mm, n.e.c HS 3702.31 & HS 3702.32.00	2	68	0	1 621
37025290	Photographic film in rolls, for colour photography (polychrome), width <= 16 mm, not suitable for use in cinematography	-	24	-	300
37025490	Photo film in roll,for col photo,w>16mm but<=35mm,l<=30 m,oth(for slide,use in medic,surgical,dent/vet,sci/in print ind)	-	4	-	596
37029790	Photographic film in rolls, width <= 35 mm, length > 30 m, not suitable for use in cinematography	-	6	-	25
37029890	Photographic film in rolls, width > 35 mm, length < 120 m, not suitable for use in cinematography	-	23	-	300
37031090	Photographic paper,paperboard & textiles,sensitised,unexposed n rolls of a width > 610 mm but exceeding 1,000 mm	8 785	31 659	4 562	20 656
37032000	Photographic paper,paperboard & textiles,sensitised,unexposed, for colour photography (polychrome)	-	792	-	439
37039000	Photographic paper, paperboard & textiles; (for o.t colour photography&in rolls of a width >610mm), sensitised,unexposed	616	17 271	5 375	51 162
37040010	X-ray plates or film	-	513	-	7 718
37040090	Photographic plates, film, paper, paperboard & textiles, exposed but not developed, other than X-ray plates or film	-	1	-	4
37050020	Microfilm	-	36	-	15 293
37050090	Photographic plates & film, exposed & developed, other than cinematographic film, other than X-ray & microfilm	4	92	35	4 328
37061090	Cinematographic film, exposed & developed of a width of 35 mm or more, n.e.c HS 3706.10.10 - 3706.10.40	9	21	15	160
37069030	Cinematographic film other documentary films of a width less than 35 mm	-	5	-	30
37069040	Cinematographic film other consisting only of sound tracks of a width less than 35 mm	28	53	50	70
37069090	Cinematographic film, exposed & developed of a width less than 35 mm, n.e.c HS 3706.90.10 - 3706.90.40	3	27	449	2 156
37071000	Sensitising emulsions	-	542	-	1 704
37079010	Flashlight materials	-	1	-	28
37079090	Chemical preparations for photographic uses; other than flashlight materials not sensitising emulsions	6 085	69 155	121 652	813 286
38011000	Artificial graphite	968	281 042	1 807	110 760
38019000	Preparations based on graphite/other carbon,blocks,plates/oth semi-manufactures,Oth than HS 38011000-38013000	2	4 130	2 510	28 098
38021000	Activated carbon	1 782 452	28 708 072	2 588 216	46 761 617
38029010	Activated bauxite	2	5 015	10	2 670
38029020	Activated clays or activated earths	9 796 753	155 025 364	3 323 944	43 912 010
38029090	Activated carbon,animal black, including spent animal black, o.t activated bauxite, activated clays or activated earths	1 601 880	12 709 643	171 295	1 779 088
38030000	Tall oil, whether or not refined.	-	1 225	-	9 596
38040090	Resid lyes from the manufact of wood pulp,Oth than concentrate sulphite lye&Calc lignin sulphonat binder	-	11 075	-	22 149
38051000	Gum, wood or sulphate turpentine oils	2 413 750	17 080 111	4 223 435	52 433 197
38059000	Terpenic oil;produce treatment coniferous wood, crude dipentene, sulphite turpentine&oth crude para-cymene,nec head 3805	-	235 974	-	749 092

Tabel 3 : Ekspor Indonesia menurut Komoditi ( Kode HS 8 digit )

Desember 2019

Kode H S	Uraian golongan barang	Berat bersih (Kg)		Nilai F.O.B. ( U S \$ )	
		Bulan ini	Kumulatif	Bulan ini	Kumulatif
(1)	(2)	(3)	(4)	(5)	(6)
38061000	Rosin & resin acids	8 053 051	87 796 264	7 328 716	83 995 406
38062000	Salts of rosin, of resin acids or of derivatives of rosin or resin acids, other than salts of rosin adducts	-	2	-	2
38063090	Ester gums other than in blocks	-	235 893	-	396 169
38069090	Rosin spirit and rosin oils, n.e.c. HS 3806.10.00-3806.90.10, rum gums other than in blokcks	-	112 108	-	161 860
38070000	Wood of (tar; tar oils; creosote; naphtha); vegetable; brewers'(pitch) & similar preparations based on rosin, resin acid	3	8 072	47	13 807
38085210	DDT, in packing w <= 300 g, Wood preservatives, being preparations oth than surface coatings, cont insecticid/fungicid	1 500	1 502	4 470	4 595
38085290	DDT, in packing w<=300 g, o.t wood preservatives, being preparations oth than surface coatings, cont insecticid/fungicid	200	469 655	200	629 757
38085910	Insecticides	335 673	1 696 563	1 490 833	5 731 468
38085921	Fungicides, in aerosol containers	23 217	398 814	91 760	1 147 325
38085929	Fungicides, other than in aerosol containers	1 003	1 989	4 967	11 356
38085931	Herbicides, in aerosol containers	-	450	-	300
38085939	Herbicides,other than in aerosol containers	-	2 798	-	5 073
38085940	Herbicides, Antisprouting products	-	540	-	1 340
38085950	Herbicides, Plantgrowth regulators	10 220	37 926	46 954	103 343
38085960	Herbicides, Disinfectants	54 445	1 047 088	113 520	1 954 362
38085999	DDT (ISO) (clofenotane (INN)), in packings of a net weight content more than 300 g, o.t wood preservative	-	831	-	685
38086110	Goods specified in Subhead Note 2 to this Chap,Mosquito repellent coils,in packings of a net weight content <= 300 g	2	71 387	321	67 487
38086120	Goods specified in Subhead Note 2 to this Chap,Mosquito repellent mats, in packings of a net weight content <= 300 g	5 344	89 911	117 980	1 890 736
38086130	Goods specified in Subhead Note 2 to this Chap,In aerosol cans, in packings of a net weight content <= 300 g	5 679	61 657	19 210	210 904
38086140	Goods specified in Subhead Note 2 to this Chap,In liquid form,in pack of net weight content<= 300g	50	60	15	25
38086190	Good specifd in Subhead Note 2 to this Chapt,in packing of a net weight <= 300 g, n.e.c. HS 3808.61.10 - 3808.61.50	1 061	160 458	2 620	1 972 424
38086210	Powder for moulding into mosquito coils,in packings of a net weight content exceeding 300 g but not exceeding 7.5kg,	-	1	-	9
38086220	Mosquito repellent coils, in packings of a net weight content exceeding 300 g but not exceeding 7.5 kg	1 189	682 124	1 732	711 665
38086230	Mosquito repellent mats, in packings of a net weight content exceeding 300 g but not exceeding 7.5 kg	-	190	-	1 865
38086240	Aerosol cans, in packings of a net weight content exceeding 300 g but not exceeding 7.5 kg	46 980	772 277	129 947	2 061 815
38086250	Liquid form, in packings of a net weight content exceeding 300 g but not exceeding 7.5 kg	4 334	154 426	15 770	1 351 633
38086290	Good specifd in Subhead Note 2 this Chapt,packings of a net weight content >300g but<=7.5kg,Oththan HS38086210-38086250	28 271	566 307	170 624	5 628 268
38086990	Moulding into mosquito coils other than powder, in packings of a net weight content > 7.5 kg	20 674	437 765	135 778	2 779 851
38089110	Insecticid; oth contain goods in SubheadNote 1&2; Intermediate preparat contain 2-(methylpropyl-phenol methylcarbamate)	8 000	25 576	14 400	27 268
38089120	Insecticides; other than containing goods specified in Subhead Notes 1 & 2; powder for moulding into mosquito coil	23 683	3 987 964	20 583	5 743 073

Tabel 3 : Ekspor Indonesia menurut Komoditi ( Kode HS 8 digit )

Desember 2019

Kode H S	Uraian golongan barang	Berat bersih (Kg)		Nilai F.O.B. ( U S \$ )	
		Bulan ini	Kumulatif	Bulan ini	Kumulatif
(1)	(2)	(3)	(4)	(5)	(6)
38089130	Insecticides; other than containing goods specified in Subheading Notes 1 & 2 to this Chapter; In aerosol containers	65 379	512 058	185 561	1 791 038
38089140	Insecticides; other than containing goods specified in Subheading Notes 1 & 2 to this Chapter; Mosquito repellent coils	2 334 981	22 212 098	2 792 712	25 864 778
38089150	Insecticides; other than containing goods specified in Subheading Notes 1 & 2 to this Chapter; Mosquito repellent mats	-	82 360	-	875 423
38089190	Insecticides; other than containing goods specified in Subheading Notes 1 & 2 to this Chapter; n.e.c. HS 380891.10-50	885 509	15 485 402	9 278 552	105 069 549
38089211	Fungicides; oth than contain goods spec in Subhead Note 1 to this Chapter;In aerosol contain; with Validamycin <= 3 %	-	180	-	6 000
38089219	Fungicides; oth than contain goods spec in Subhead Note 1 to this Chapter;In aerosol contain; with Validamycin > 3 %	28 335	988 094	197 708	7 138 896
38089290	Fungicides; oth than contain goods spec in Subhead Note 1 to this Chapter; n.e.c. HS 3808.92.11-3808.92.19	28 370	1 271 164	449 598	15 915 753
38089311	Herbicides; other than containing goods specified in Subheading Notes 1 & 2 to this Chapter; In aerosol containers	-	4 950	-	15 248
38089319	Herbicides; oth than containing goods specified in Subheading Notes 1&2 to this Chapter; oth than In aerosol containers	534 163	4 132 534	5 490 551	44 512 652
38089330	Herbicides; oth than containing goods specified in Subheading Notes 1&2 to this Chapter; Plant-growth regulators	6 938	84 963	51 539	939 644
38089490	Disinfectants; other than contain mix of coal tar acid&alkalis, other than in aerosol containers	-	4 596	-	11 180
38089910	Wood preservatives, containing insecticides or fungicides	-	39 810	-	506 020
38089990	Rodenticide & oth similar prod; o.t contain good, n.e.c. HS 3808.52.10-3808.99.10	153 707	4 369 806	538 743	10 227 230
38091000	Finishing agents&dye carriers; to accelerate dyeing or fixing of dye-stuffs, with basis of amylaceous substances	-	1	-	5
38099110	Base of amylaceous substances, of kind used in the textile or like industries, softening agents	255 652	3 311 457	349 145	4 046 419
38099190	Base of amylaceous substances, of kind used in the textile or like industries, other than softening agents	1 133 382	14 349 899	2 163 432	23 245 073
38099200	Base of amylaceous substances, of kind used in the paper or like industries, other than softening agents	1 169 816	11 886 364	877 212	9 623 786
38099300	Finishing agent&dye carrier; to accelerate dyeing/fixing dye-stuff, oth prod&preparation, used in leather/like industry	42 559	430 444	145 997	723 469
38109000	Fluxes&oth auxiliary preparation; for soldering, brazing/welding, or prep use as cores/coat for welding electrodes/rods	55 702	888 257	71 645	1 171 572
38111900	Anti-knock preparations; other than those based on lead compounds	59 562	1 079 745	146 862	2 511 294
38112110	Lubricating oil additives; containing petroleum oils or oils obtained from bituminous minerals, put up for retail sale	-	6 666	-	63 154
38112190	Lubricating oil additives; containing petroleum oils or oils obtained from bituminous minerals, not for retail sale	879	152 655	5 111	478 396
38112900	Lubricating oil additives; not containing petroleum oils or oils obtained from bituminous minerals	541	101 292	5 348	348 584
38119010	Oxidation and gum inhibitors, viscosity improvers, anti-corrosive preparation, rust preventatives or corrosion inhibitor	65 019	510 039	143 709	999 920

Tabel 3 : Ekspor Indonesia menurut Komoditi ( Kode HS 8 digit )

Desember 2019

Kode H S	Uraian golongan barang	Berat bersih (Kg)		Nilai F.O.B. ( U S \$ )	
		Bulan ini	Kumulatif	Bulan ini	Kumulatif
		(1)	(2)	(3)	(4)
38119090	Oxidation&gum inhibitor, viscosity improver, anti-corrosive prep, oth prep additive mineral oil/liquid, nec in head 3811	59 774	318 602	156 824	988 335
38121000	Rubber accelerators; prepared	35 916	412 570	53 674	881 466
38122000	Plasticisers, compound; for rubber or plastics	84	66 763	163	102 235
38123100	Anti-oxidise prepar&oth compound stabiliser;for rubber/plastic, mix of oligomer of 2,2,4-trimethyl-1,2-dihydroquinoline	-	192 002	-	290 234
38123900	Anti-oxidising preparations and other compound stabilisers; for rubber or plastics, other than 3812.31.00	325 036	4 902 636	1 957 556	22 819 188
38130000	Fire-extinguishers; preparations and charges and charged fire-extinguishing grenades	-	40 733	-	250 911
38140000	Organic composite solvents & thinners, not elsewhere specified or included, prepared paint or varnish removers.	75 760	931 121	235 528	2 536 981
38151100	Catalyst,support;reaction initiator/accelerator&catalytic prep,with nickel/nickel compound as the active substance	135 922	939 671	199 501	1 775 971
38151200	Catalyst,support;reaction initiator/accelerator&catalytic prep,with precious metal or compounds as the active substance	17 581	196 738	1 219 069	37 488 225
38151900	The supported catalysts, other than HS 3815.11.00 - 3815.12.00	91	587 083	897	490 720
38159000	Reaction initiators, reaction accelerators and catalytic preparations, unsupported, n.e.c. or included	85 286	2 384 198	819 591	9 406 472
38160010	Refractory cements, other than products of heading no. 3801	87 319	976 731	98 536	1 592 301
38160090	Mortars, concretes & similar compositions, other than products of heading 38.01.	10 240	730 762	2 520	343 957
38170000	Mixed alkylbenzenes & mixed alkyl naphthalenes, other than those of heading 27.07 or 29.02.	541 270	19 842 928	635 913	22 250 204
38180000	Chemical elementsDopedFor use in electronics, inDiscsForm, wafer/similarForm, chemicalCompoundDopedFor use in electronic	11 062	147 495	2 875 310	35 976 141
38190000	Hydraulic brake fluid&oth prep liquid hydraulic transmission nor contain<=70% weight petrol oil/obtain bitumin mineral	1 809	348 480	18 268	535 992
38200000	Anti-freezing preparations & prepared de-icing fluids.	144 583	2 124 478	217 116	3 210 785
38210010	Prepared culture media for the development of microorganisms	-	226	-	95 590
38210090	Prepared culture media for the development of plant, human or animal cells	2	37 987	4	101 231
38220010	Plates, sheets, film, foil & strip of plastics impregnated or coated with diagnostic reagents or laboratory	0	810	1	65 500
38220020	Paperboard, cellulose wadding & web of cellulose fibres impregnated or coated with diagnostic reagents or laboratory	-	646	-	7 305
38220030	Sterilisation indicator strips & tapes	-	795	-	14 116
38220090	Diagnostic/laboratory reagents on a backing prepared diagnostic/laboratory reagents, n.e.c. HS 3822.00.10 - 3822.00.30	88	156 244	168	649 848
38231100	Industrial monocarboxylic fatty acids, acid oils from refining: stearic acid	48 319 642	607 318 543	34 679 742	397 748 838
38231200	Industrial monocarboxylic fatty acids, acid oils from refining: oleic acid	8 376 444	89 252 507	6 402 371	66 653 145
38231300	Industrial monocarboxylic fatty acids, acid oils from refining: Tall oil fatty acids	-	8 629	-	16 636
38231910	Industrial monocarboxylic fatty acids: acid oils from refining	27 171 734	314 921 765	15 323 178	170 069 260
38231920	Industrial monocarboxylic fatty acids: palm fatty acid distillate	155 922 629	1 710 532 606	76 950 509	774 202 229

Tabel 3 : Ekspor Indonesia menurut Komoditi ( Kode HS 8 digit )

Desember 2019

Kode H S	Uraian golongan barang	Berat bersih (Kg)		Nilai F.O.B. ( U S \$ )	
		Bulan ini	Kumulatif	Bulan ini	Kumulatif
(1)	(2)	(3)	(4)	(5)	(6)
38231930	Industrial monocarboxylic fatty acids: palm kernel fatty acid distillate	13 336 035	98 202 546	6 561 855	47 254 454
38231990	Industrial monocarboxylic fatty acids, acid oils from refining, other than HS 3823.11.00 - 3823.19.30	76 895 911	760 808 351	55 897 188	509 657 951
38237010	Industrial fatty alcohols, in the form of wax	426 384	6 365 675	499 513	7 258 278
38237090	Industrial fatty alcohols other than in the form of wax	46 982 191	573 906 401	49 878 903	607 410 951
38241000	Prepared binders for foundry moulds or cores	174 391	2 083 505	145 300	1 615 811
38244000	Prepared additives for cements, mortars or concretes	1 023 383	11 153 231	865 251	7 989 310
38245000	Non-refractory mortars & concretes	200 363	1 939 361	96 005	877 375
38246000	Sorbitol other than that of subheading 2905.44	4 442 820	42 114 860	2 388 233	23 116 592
38247190	Mix halogenated drvt;CFCs whtr/not HCFs,PFCs,HFCs;trnsformer&circuit breaker oils>=70% petroleum/oils bituminous mineral	3	14 042	3	80 586
38247300	Mixtures containing halogenated derivatives of methane, ethane or propane, containing hidrobromofluorokarbon (HBFC)	-	21	-	139
38247490	Mix halogenated drvtv;HCFCs,whthr/not PFCs,not CFCs;transformer&circuit breaker oils,>70% petroleum/of oils bituminous	-	1 354	-	4 287
38247900	Mixtures containing halogenated derivatives of methane, ethane or propane; n.e.c. HS 3824.71 - 3824.78	31	17 713	591	67 000
38248200	Goods specified in Subheading Note 3 to this Chapter, containing PCBs, PCTs or polybrominated biphenyls (PBBs)	0	1 154	55	443 091
38249100	Mixtures & preparations consisting mainly of methyl methyl methylphosphonate & bis methylphosphonate	6 041	31 284	8 070	92 011
38249910	Ink removers, stencil correctors, other correcting fluids & correction tapes(o.t head 96.12), packings for retail sale	772	45 502	18 042	1 206 539
38249930	Copying pastes with a basis of gelatin, whether presented in bulk/ ready for use (i.e. on a paper or textile backing)	-	12 259	-	27 478
38249940	Chemical products & preparations of the chemical or allied industries; composite inorganic solvents	42 125	904 869	95 230	2 600 627
38249950	Chemical products & preparations of the chemical or allied industries; acetone oil	32 979	336 523	38 526	393 138
38249960	Chemical products & preparations of the chemical or allied industries; chemical preparations contain monosodium glutamate	412 320	4 555 473	620 302	7 574 951
38249970	Chemical product&prep of the chemical/allied industries; other chemical prep, of used in the manufacture of foodstuff	564 061	7 403 139	1 224 561	16 959 578
38249991	Chemical products & preparations of chemical/allied industries; naphthenic acids,their water insoluble salts&their esters	988 591	106 468 484	591 854	79 886 506
38249999	Prepared binders for foundry moulds/cores;chemical product&prep of chemical/allied industry;o.t HS 3824.10.00-3824.99.91	2 526 509	22 668 642	1 143 589	11 949 102
38252000	Residual products of the chemical or allied industries, not elsewhere specified or included: sewage sludge	-	6 350	-	1 320
38253010	Clinical waste: syringes, needles, cannulae & the like	-	20	-	2
38256900	Residual products ; other wastes from chemical or allied industries; other than mainly containing organic constituents	-	31 715 867	-	139 961
38259000	Residual products of the chemical/allied industries, not elsewhere specified/included; n.e.c. HS 3825.10.00 - 3825.69.00	932 000	1 686 300	449	23 990
38260021	Biodiesel, not containing petroleum oil; Palm Methyl Ester, with ester alkyl content >=96.5 % but < 98 %	9 999 984	138 415 881	5 720 091	82 500 525
38260022	Biodiesel, not containing petroleum oil; Palm Methyl Ester with ester alkyl content > 98 %	1 520 000	951 123 560	1 109 976	570 838 128

Tabel 3 : Ekspor Indonesia menurut Komoditi ( Kode HS 8 digit )

Desember 2019

Kode H S	Uraian golongan barang	Berat bersih (Kg)		Nilai F.O.B. ( U S \$ )	
		Bulan ini	Kumulatif	Bulan ini	Kumulatif
(1)	(2)	(3)	(4)	(5)	(6)
38260029	Biodiesel, not containing petroleum oil; Palm Methyl Ester with ester alkyl content < 96.5 %	-	3	-	16
38260090	Biodiesel & mixtures thereof, containing <70 % by weight of petroleum oils or oils obtained from bituminous minerals.	299 620	28 924 200	122 840	14 820 069
39011012	Ethylene polymers,polyethylene w/ specific gravity of < 0.94,in liquid/paste form,Linear LowDensity Polyethylene (LLDPE)	105 816	4 073 091	90 487	2 977 594
39011019	Ethylene polymers,polyethylene w/ specific gravity of<0.94,in liquid/paste form,oth Linear Low-Density Polyethylene	176 766	3 497 325	453 244	7 296 175
39011092	Ethylene polymers,polyethylene w/ specific gravity of<0.94,oth in liquid/paste form,Linear Low-Density Polyethylene	15 846 900	56 451 355	13 549 393	51 339 232
39011099	Ethylene polymers,polyethylene w/ specific gravity of<0.94,oth in liquid/paste form,oth Linear Low-Density Polyethylene	141 524	4 707 094	145 524	3 831 205
39012000	Ethylene polymers; in primary forms, polyethylene having a specific gravity of 0.94 or more	2 435 023	52 183 150	2 167 054	52 710 842
39013000	Ethylene polymers; in primary forms, Ethylene-vinyl acetate copolymers	177 869	1 608 418	226 450	2 325 652
39014000	Ethylene polymers; in primary forms, Ethylene-alpha-olefin copolymers, having a specific gravity of less than 0.94	7 417 900	91 761 956	4 613 171	59 245 334
39019040	Ethylene polymers; in primary forms, other than 3901.10 - 3901.40, in dispersion	-	27 000	-	21 600
39019090	Ethylene polymers; in primary forms, other than 3901.10 - 3901.40, other than in dispersion	2 153 929	42 266 169	1 544 118	29 013 381
39021030	Propylene, other olefin polymers, polypropylene in primary forms, in dispersion	-	1 751	-	1 910
39021040	Propylene, other olefin polymers,polypropylene in primary forms,in granules, pellets, beads, flakes, chips&similar forms	401 725	6 982 314	810 129	10 918 221
39021090	Propylene, other olefin polymers, polypropylene in primary forms, other than HS 3902.10.30 - 3902.10.40	1 038 826	17 531 474	661 775	12 313 551
39022000	Propylene, other olefin polymers, Polyisobutylene, in primary forms	-	1 377	-	10 270
39023030	Propylene, other olefin polymers, Propylene copolymers, in the form of liquids or pastes	-	354	-	1 472
39023090	Propylene, other olefin polymers, Propylene copolymers, other than in the form of liquids or pastes	457 684	9 918 434	491 421	10 211 064
39029010	Propylene, oth olefin polymers, oth HS 3902.10 - 3902.30, chlorinated polypropylene suitable in printing ink formulation	-	7 734	-	19 630
39029090	Propylene,oth olefin polymers,oth HS 3902.10-3902.30,oth chlorinated polypropylene suitable in printing ink formulation	132 412	829 770	140 657	993 716
39031110	Styrene polymers, expansible polystyrene, in primary forms, in the form of granules	12 076	55 543	24 603	108 059
39031190	Styrene polymers, expansible polystyrene, in primary forms, other than in the form of granules	150	56 822	405	159 546
39031910	Styrene polymers, other than expansible polystyrene, in primary forms, in dispersion	652 000	8 256 558	281 605	4 637 068
39031920	Styrene polymers, oth than expansible polystyrene,in primary forms,in granules,pellets,beads,flakes,chips&similar forms	211 139	587 456	172 993	531 071
39031990	Styrene polymers, other than expansible polystyrene, in primary forms, other than HS 3903.19.10 - 3903.19.20	1 981 415	14 977 475	1 429 348	12 476 720
39032090	Styrene polymers, styrene-acrylonitrile (SAN) copolymers, in primary forms, other than in aqueos& non-aqueous dispersion	602	89 456	1 232	147 849

Tabel 3 : Ekspor Indonesia menurut Komoditi ( Kode HS 8 digit )

Desember 2019

Kode H S	Uraian golongan barang	Berat bersih (Kg)		Nilai F.O.B. ( U S \$ )	
		Bulan ini	Kumulatif	Bulan ini	Kumulatif
		(1)	(2)	(3)	(4)
39033040	Styrene polymers, acrylonitrile-butadiene-styrene (ABS) copolymers, in primary forms, in aqueous dispersion	13 050	618 450	15 864	509 388
39033060	Styrene polymers, acrylonitrile-butadiene-styrene (ABS) copolymers, in primary forms, in the form of granules	726	67 837	825	88 809
39033090	Styrene polymers,acrylonitrile-butadiene-styrene (ABS) copolymers, in primary forms,other than HS 3903.30.40-3903.30.60	2 047 321	20 000 677	1 540 527	13 553 895
39039030	Styrene polymers, in primary forms, other than HS 3903.11.10 - 3903.30.90, in dispersion	857 550	12 532 473	857 706	12 559 168
39039091	Styrene polymers,in primary forms,oth thn HS 3903.11.10-3903.30.90,Impact Polystyrene of notched izod impact 23 C<80 J/m	-	28 815	-	29 960
39039099	Styrene polymers,in primary forms,oth HS 3903.11.10-3903.30.90,impact Polystyrene of notched izod impact at 23 C>=80 J/m	686 433	18 018 280	761 483	20 887 994
39041010	Poly(vinyl chloride), not mixed with any other substances ,homopolymers, suspension type	10 319 340	164 612 924	8 194 127	134 708 525
39041091	Poly(vinyl chloride), not mixed with any other substances, oth thn homopolymers suspension type, in the form of granules	28 000	28 000	15 120	15 120
39041092	Poly(vinyl chloride), not mixed with any other substances, oth thn homopolymers suspension type, in the form of powder	-	6 530 000	-	5 744 046
39041099	Poly(vinyl chloride),not mixed with any oth substances,oth homopolymers suspension type,oth in the granules/powder form	542 504	21 292 403	436 264	17 426 751
39042110	Non-plasticised poly(vinyl chloride), in primary forms, mixed with other substances, in the form of granules	0	50	1	51
39042190	Non-plasticised poly(vinyl chloride), in primary forms, mixed with other substances,other in the form of granules/powder	-	20 575	-	6 584
39042210	Plasticised poly(vinyl chloride), in primary forms, mixed with other substances, in dispersion	2	5 332	4	18 317
39042220	Plasticised poly(vinyl chloride), in primary forms, mixed with other substances, in the form of granules	347 550	4 908 106	517 207	7 651 425
39042290	Plasticised poly(vinyl chloride),in primary forms,mixed w/ oth substances,oth in the form of dispersion/granules/powder	76 250	630 481	84 822	763 708
39043020	Vinyl chloride-vinyl acetate copolymers, in primary forms, in the form of powder	-	75	-	517
39043090	Vinyl chloride-vinyl acetate copolymers, in primary forms, other in the form of granules/powder	-	33 500	-	53 865
39044090	Vinyl chloride copolymers, in primary forms n.e.c. in heading no. 3904, other than in the form of granules/powder	-	2 000	-	8 182
39045050	Vinylidene chloride polymers,in primary forms, in the form of granules	-	19 175	-	121 243
39046190	Halogenated olefin polymers,fluoro-polymers,polytetrafluoroethylene,in primary forms,oth thn in form of granules/powder	-	4 253	-	87 774
39049050	Vinyl chloride, other halogenated olefin polymers, n.e.c. in heading no. 3904, in the form of powder	-	120	-	547
39049090	Vinyl chloride, oth halogenated olefin polymers, n.e.c. in heading no.3904,oth thn in form of dispersion/granules/powder	276 990	1 941 625	189 868	1 292 989
39051200	Poly(vinyl acetate), in aqueous dispersion, in primary forms	235 765	3 656 882	279 003	4 480 930
39051910	Poly(vinyl acetate), other than in aqueous dispersion, in primary forms, in the form of liquids or pastes	-	21 660	-	29 465
39051990	Poly(vinyl acetate), other than in aqueous dispersion, in primary forms, other than in the form of liquids or pastes	29 660	424 323	68 835	867 712



Tabel 3 : Ekspor Indonesia menurut Komoditi ( Kode HS 8 digit )

Desember 2019

Kode H S	Uraian golongan barang	Berat bersih (Kg)		Nilai F.O.B. ( U S \$ )	
		Bulan ini	Kumulatif	Bulan ini	Kumulatif
(1)	(2)	(3)	(4)	(5)	(6)
39052100	Vinyl acetate copolymers, in aqueous dispersion, in primary forms	40 020	485 825	38 565	498 789
39052900	Vinyl acetate copolymers, other than in aqueous dispersion, in primary forms	-	16 819	-	14 109
39053010	Poly(vinyl alcohol), whether or not containing unhydrolysed acetate groups , in dispersion	4 416	73 128	1 696	56 813
39053090	Poly(vinyl alcohol), whether or not containing unhydrolysed acetate groups, other than in dispersion	-	8 393	-	11 449
39059910	Vinyl (acetate/ester polymers/polymers),n.e.c. in heading no.3905,in primary forms,oth copolymers,in aqueous dispersion	-	6	-	1
39059920	Vinyl (acetate/ester polymers/polymers),n.e.c. in HS 3905,in primary forms,oth copolymers,in non-aqueous dispersion	-	12 000	-	41 040
39059990	Vinyl (acetate/ester polymers/polymers),n.e.c. in HS 3905,in primary forms,oth copolymers,oth HS 3905.99.10-3905.99.20	100 000	488 604	107 000	557 948
39061010	Acrylic polymers, poly(methyl methacrylate), in primary forms, in dispersion	240 630	5 173 280	247 943	5 355 993
39061090	Acrylic polymers, poly(methyl methacrylate), in primary forms, other than in dispersion	352 347	4 110 451	357 417	4 572 838
39069020	Acrylic polymers, other than poly(methyl methacrylate), in primary forms, in dispersion	2 339 144	40 867 844	2 613 843	47 089 352
39069092	Acrylic polymers, other than poly(methyl methacrylate), in primary forms, sodium polyacrylate other than in dispersion	1 100 948	21 911 756	1 382 417	28 321 462
39069099	Acrylic polymers, oth thn poly(methyl methacrylate),in primary forms,oth thn sodium polyacrylate, oth thn in dispersion	1 142 926	14 550 091	1 447 586	21 859 988
39071000	Polyacetals, in primary forms	273 696	1 363 278	223 074	1 322 826
39072010	Polytetramethylene ether glycol, in primary forms	20 804	526 778	21 764	726 254
39072090	Other polyethers, in primary forms, other than polytetramethylene ether glycol	113 825	1 407 379	223 388	2 562 539
39073020	Epoxide resins, in primary forms, of a kind used for coating, in powder form	156 497	839 103	186 251	1 075 639
39073030	Epoxide resins, in primary forms, in the form of liquids or pastes	15 450	729 748	11 788	494 918
39073090	Epoxide resins, in primary forms, other than of a kind used for coating in powder form,other than in liquids/pastes form	34 628	1 231 347	153 084	3 121 931
39074000	Polycarbonates, in primary forms	700 436	7 176 729	705 475	7 350 057
39075010	Alkyd resins, in primary forms, in the form of liquids or pastes	610 150	9 813 487	739 890	12 427 264
39075090	Alkyd resins, in primary forms, other than in the form of liquids or pastes	338 230	4 832 840	458 537	6 666 618
39076100	Poly(ethylene terephthalate), in primary forms, having a viscosity of 78ml/g or higher	13 503 102	181 398 453	12 336 145	194 004 420
39076910	Poly(ethylene terephthalate), in primary forms, having a viscosity of less than 78ml/g, in the form granules	3 933 498	34 419 324	1 973 532	19 591 757
39076990	Poly(ethylene terephthalate), in primary forms, having a viscosity of less than 78ml/g, other than in the form granules	6 259 414	115 850 108	4 670 432	96 947 671
39077000	Poly(lactic acid), in primary forms	-	857	-	11 502
39079120	Polyesters, n.e.c. in heading no. 3907, unsaturated, in primary forms, granules & similar forms	-	102 500	-	101 666
39079130	Polyesters, n.e.c. in heading no. 3907, unsaturated, in primary forms, in the form of liquids or pastes	909 200	4 611 945	1 175 483	6 229 880
39079190	Polyesters,n.e.c. in HS 3907,unsaturated, in primary forms,oth granules&similar forms,oth in the form of liquids/pastes	296 980	2 145 452	410 377	3 161 955
39079940	Polyester, n.e.c. in heading no. 3907, saturated, in primary forms, of a kind used for coating, in powder form	18 695	266 387	49 515	891 076

Tabel 3 : Ekspor Indonesia menurut Komoditi ( Kode HS 8 digit )

Desember 2019

Kode H S	Uraian golongan barang	Berat bersih (Kg)		Nilai F.O.B. ( U S \$ )	
		Bulan ini	Kumulatif	Bulan ini	Kumulatif
(1)	(2)	(3)	(4)	(5)	(6)
39079990	Polyesters, n.e.c. in heading no.3907, saturated, in primary forms, other than of a kind used for coating in powder form	1 609 454	26 464 453	1 477 862	28 166 033
39081010	Polyamide-6, in primary forms	1 050 242	10 845 113	1 432 811	15 728 576
39081090	Polyamide-11, -12, -6,6, -6,9, -6,10 or -6,12, in primary forms	341 030	3 826 087	271 098	3 606 559
39089000	Polyamides, other than Polyamide-6, -11, -12, -6,6, -6,9, -6,10 or -6,12; in primary forms	137 990	2 021 662	158 729	2 102 089
39091010	Urea resins, thiourea resins, in primary forms, moulding compounds	5 010	44 314	59 793	152 811
39091090	Urea resins, thiourea resins, in primary forms, other than moulding compounds	819 600	8 836 241	521 780	6 118 014
39092010	Melamine resins, in primary forms, moulding compounds	23 360	542 318	58 009	1 017 346
39092090	Melamine resins, in primary forms, other than moulding compounds	80 600	1 769 056	112 773	2 673 891
39093100	Poly(methylene phenyl isocyanate) (crude MDI, polymeric MDI), in primary forms	182 300	2 258 510	284 646	4 597 430
39093991	Amino-resins,in primary forms,Glyoxal monourein resin(other than moulding compounds),other than HS 3909.10.10-3909.31.00	93	97	722	730
39093999	Amino-resins, in primary forms, other than HS 3909.10.10-3909.39.91	8 218	78 022	12 711	110 923
39094010	Phenolic resins, in primary forms, moulding compounds other than phenol formaldehyde	-	16 642	-	77 987
39094090	Phenolic resins, in primary forms, other than moulding compounds other than phenol formaldehyde	434 897	5 708 773	811 346	11 461 737
39095000	Polyurethanes, in primary forms	233 822	2 797 544	666 582	7 634 001
39100020	Silicones, in primary forms, in dispersion & in solutions	78 935	789 429	162 659	1 545 341
39100090	Silicones, in primary forms, other than in dispersion & in solutions	571 984	5 745 952	837 256	9 040 810
39111000	Petroleum resins, coumarone, indene or coumarone-indene resins and polyterpenes, in primary forms	7 826	81 937	6 975	183 231
39119000	Polysulphides,polysulphones&oth products spec. in Note 3 this Chapter,not elsewhere specified/included,in primary forms	78 878	785 340	126 424	1 416 381
39121100	Cellulose acetates, non-plasticised, in primary forms	6	538	60	5 509
39121200	Cellulose acetates, plasticised, in primary forms	-	3	-	80
39122011	Cellulose nitrates (including collodions), in primary forms, non-plasticised, water-based semi-finished nitrocellulose	82	752	41	958
39122019	Cellulose nitrates (including collodions),in primary forms,non-plasticised,oth water-based semi-finished nitrocellulose	126 960	982 966	265 396	2 134 025
39123100	Cellulose ethers, carboxymethylcellulose and its salts, in primary forms	2 450	111 968	9 703	396 178
39123900	Cellulose ethers, in primary forms, other than carboxymethylcellulose and its salts	1 500	25 125	18 615	282 860
39129020	Cellulose and its chemical derivatives, in primary forms, in the form of granules, other than HS 3912.11-3912.39	8	168	2	880
39129090	Cellulose&its chemical derivatives, in primary forms, other than in the form of granules, other than HS 3912.11-3912.39	20	20 647	249	112 924
39131000	Alginic acid, its salts & esters, in primary forms	5 811	17 504	66 608	103 756
39139010	Hardened proteins, in primary forms	-	2	-	25
39139020	Chemical derivatives of natural rubber, in primary forms	2 001	2 121	8 704	8 808
39139030	Starch-based polymers, in primary forms	60 600	205 838	156 096	521 722
39139090	Natural polymers & modified natural polymers, in primary forms, other than HS 3913.10.00-3913.90.30	27 640	355 339	296 649	4 709 992
39140000	Ion-exchangers based on polymers of heading no. 3901 to 3913, in primary forms	-	3 932	-	44 231

Tabel 3 : Ekspor Indonesia menurut Komoditi ( Kode HS 8 digit )

Desember 2019

Kode H S	Uraian golongan barang	Berat bersih (Kg)		Nilai F.O.B. ( U S \$ )	
		Bulan ini	Kumulatif	Bulan ini	Kumulatif
(1)	(2)	(3)	(4)	(5)	(6)
39151090	Waste, parings & scrap, of polymers of ethylene, of rigid cellular products	1 422 147	40 086 064	886 744	22 292 230
39152090	Waste, parings & scrap, of polymers of styrene, of rigid cellular products	-	10 919	-	6 074
39153090	Waste, parings & scrap, of polymers of vinyl chloride, of rigid cellular products	-	4	-	351
39159000	Waste, parings & scrap, of other plastics, other than polymers of ethylene or styrene or vinyl chloride	1 730 524	33 178 212	1 171 241	25 370 618
39161010	Monofilament of which any cross-sectional dimension exceeds 1 mm, of polymers of ethylene	-	42 351	-	157 209
39161020	Rods, sticks & profile shapes, of polymers of ethylene	15 010	254 449	73 915	938 656
39162010	Monofilament of which any cross-sectional dimension exceeds 1 mm, of polymers of vinyl chloride	25 193	544 427	98 856	1 993 406
39162020	Rods, sticks & profile shapes, of polymers of vinyl chloride	55	23 005	301	144 504
39169041	Monofilament of which any cross-sectional dimension exceeds 1 mm, of hardened proteins	11 293	69 663	107 187	664 045
39169042	Rods, sticks & profile shapes, of hardened proteins	407	41 818	3 117	135 502
39169050	Monofilament of which any cross-sectional dimension exceeds 1 mm, rods, sticks & profile shapes, of vulcanised fibre	19 427	121 305	71 086	484 522
39169070	Monofilament, rods, sticks&profile shapes, of other add polymerisation products, of regenerated cellulose, plasticised	483 830	5 428 902	960 144	11 173 326
39169080	Monofilament, rods, sticks & profile shapes, of condensation or rearrangement polymerisation products	1	64	24	1 209
39169091	Monofilament of which any cross-sectional dimension >1mm, of plastics, other than HS 3916.10.10-3916.90.80	36	1 732	413	9 704
39169092	rods, sticks & profile shapes, of plastics, other than HS 3916.10.20-3916.90.80	2 555	71 616	14 712	498 358
39171010	Artificial guts (sausage casings) of hardened protein	-	400	-	50
39171090	Artificial guts (sausage casings) of cellulosic materials	15 299	67 274	14 377	289 787
39172100	Tubes, pipes and hoses, rigid, of polymers of ethylene	4 445	168 193	15 114	584 927
39172200	Tubes, pipes and hoses, rigid, of polymers of propylene	655 145	10 043 515	2 079 329	32 118 351
39172300	Tubes, pipes and hoses, rigid, of polymers of vinyl chloride	2 890	145 936	8 408	443 635
39172911	Tubes, pipes and hoses, rigid, further worked than merely surface worked, of other addition polymerisation products	797	174 787	4 021	321 516
39172912	Tube,pipe&hose,rigid,furth work,of aminoesin;cell nitrate/acetate,plastic;vulc fibre; hardprotein;chem deriv nat rubber	-	175	-	7 100
39172919	Tubes, pipes and hoses, rigid, further worked than merely surface worked, other than 3917.29.11-3917.29.12	89 836	1 228 014	423 150	3 879 969
39172924	Tube,pipe&hose,rigid,oth further worked,of cellulose nitrate/acetates&oth chem deriv of cellulose,plasticised;vulc fibre	1 170	1 170	11 350	11 350
39172929	Tubes,pipes&hoses,rigid,oth further worked thn merely surface worked,oth HS 3917.29.21-3917.29.25	45 259	239 804	240 574	1 222 131
39173111	Flexible tube,pipe&hose,min burst pressure 27.6Mpa,further worked thn merely surface worked,of add polymerisation prod.	-	615	-	1 305
39173119	Flexible tube,pipe&hose,min burst pressure 27.6Mpa,further worked thn merely surface worked,oth HS 3917.31.11-3917.31.12	499	7 314	1 874	28 534
39173129	Flexible tube,pipe&hose,min burst pressure 27.6Mpa,oth further worked thn merely surface worked,oth HS 3917.31.21-.25	50	3 689	379	22 609
39173210	Sausage or ham casings, not reinforced or otherwise combined with other materials, without fittings	-	16 035	-	54 134

Tabel 3 : Ekspor Indonesia menurut Komoditi ( Kode HS 8 digit )

Desember 2019

Kode H S	Uraian golongan barang	Berat bersih (Kg)		Nilai F.O.B. ( U S \$ )	
		Bulan ini	Kumulatif	Bulan ini	Kumulatif
(1)	(2)	(3)	(4)	(5)	(6)
39173220	Thermoplastic hoses for gas stove, not reinforced or otherwise combined with other materials, without fittings	-	112	-	1 598
39173291	Tube,pipe&hose,oth3917.31,not combine w/oth,w/o fitting,furth work of add polymer;phenolic/amino resin;deriv nat rubber	9 284	20 385	204 244	446 642
39173292	Tubes,pipes&hoses,oth no. 3917.31,not reinforced/combined w/ oth materials,w/o fittings,further worked ,o.t HS 3917.32.9	0	8 205	0	28 565
39173293	Tube,pipe&hose,oth 3917.31,not reinforced/combined w/ th materials,w/o fittings,further worked ,of add polymerisation	15	46	1 200	902 742
39173299	Tube,pipe&hose,oth3917.31,not reinforced/combined w/oth ,w/o fittings,oth further worked,o.t HS 3917.32.93-3917.32.95	17 169	309 711	110 302	1 527 838
39173310	Tubes,pipes&hoses,oth item no. 3917.31,not reinforced/combined w/ oth materials,w/ fittings,further worked	8 205	87 472	78 657	857 826
39173391	Tube,pipe&hose,oth3917.31,not reinforced/combined w/oth,w/ fittings,oth further worked ,of add polymerisation products	-	4	-	245
39173399	Tube,pipe&hose,oth3917.31,not reinforce/combine w/oth material,w/ fitting,oth further worked,o.t HS3917.33.91-3917.33.96	7 508	81 369	83 484	894 836
39173913	Tube,pipe&hose,nec in 3917.30,further worked,of cellulose nitrate/ acetates&oth chem deriv of cellulose, plasticised	412	12 031	909	20 901
39173919	Tubes,pipes&hoses thereof,n.e.c. in item no. 3917.30,further worked than merely surface worked,oth HS 3917.39.11-.13	12 575	149 880	127 614	1 816 000
39173991	Tubes,pipes&hoses,n.e.c. in item no. 3917.30,oth further worked, of addition polymerisation products/vulcanised fibre	-	3 012 593	-	8 187 942
39173999	Tubes,pipes&hoses thereof,n.e.c. in item no. 3917.30,oth further worked than merely surface worked,oth HS 3917.39.31-.94	15 121	133 061	188 816	1 220 904
39174000	Fittings (e.g. joints, elbows, flanges), of plastics	104 587	526 142	838 880	5 055 997
39181011	Floor coverings; of polymers of vinyl chloride, whether or not self-adhesive, in the form of tiles	-	1 697	-	2 691
39181019	Floor coverings; of polymers of vinyl chloride, whether or not self-adhesive, in rolls	12	3 406	200	13 032
39181090	Wall or ceiling coverings; of polymers of vinyl chloride, whether or not self-adhesive, in rolls or in the form of tiles	6 378	160 395	20 664	205 380
39189011	Floor coverings;of plastics (exclude polymers of vinyl chloride),whether/not self-adhesive,in form tiles,of polyethylene	-	90	-	238
39189013	Floor coverings; of plastics (excluding polymers of vinyl chloride), whether/not self-adhesive,in rolls,of polyethylene	40	23 935	20	12 267
39189016	Floor coverings of plastics of vulcanised fibre,excl. polymers of vinylchloride,whether/not self-adhesive,in rolls/tiles	13	425	3	667
39189019	Floor coverings of plastic(excl. polymers vinylchloride),won self-adhesive,in rolls/tiles,o.t HS 39189011-39189016	4 640	59 500	29 398	324 115
39189091	Wall/ceiling coverings of plastic of polyethylene, (excl. polymer vinylchloride),won self-adhesive,in rolls/tiles	-	20	-	213
39189099	Wall/ceiling cover of plastic(excl.vinyl chloride polymer),won self-adhesive,in roll/tile,o.t HS 3918.90.91-3918.90.94	288 836	3 161 418	822 786	9 256 997
39191010	Plastics;plate,sheet,film,foil,tape,strip,oth flat shape,in roll cellulose&its chemical derivative,in primary forms	853	44 622	11 280	129 999

Tabel 3 : Ekspor Indonesia menurut Komoditi ( Kode HS 8 digit )

Desember 2019

Kode H S	Uraian golongan barang	Berat bersih (Kg)		Nilai F.O.B. ( U S \$ )	
		Bulan ini	Kumulatif	Bulan ini	Kumulatif
		(1)	(2)	(3)	(4)
39191020	Plastics;plate, sheet, film, foil, tape, strip, oth flat shape, in roll cellulose&its chemical derivative, of polyethylene	96 347	1 348 080	71 400	789 150
39191091	Plastics;plate, sheet, film, foil, tape, strip, oth flat shape, in roll, of hardened protein/chemical derivative natural rubber	32	1 094	280	18 205
39191092	Plastic;plate, sheet, film, foil, tape, strip, in roll, add; condens/rearrange polymer; nitrate, acetate& oth cellulose chem deriv	-	24	-	751
39191099	Plastics; plates, sheets, film, foil, tape, strip, oth flat shape, self-adhesive, in rolls o.t HS 3919.10.10-3919.10.92	1 590 957	19 698 906	4 590 552	58 600 280
39199010	Plastics; plates, sheets, film, foil, tape, strip, oth flat shapes, elf-adhesive, o.t in rolls, of polymers of vinyl chloride	6 091	148 326	47 644	1 146 432
39199020	Plastics; plates, sheets, film, foil, tape, strip, oth flat shapes, elf-adhesive, o.t in rolls, of hardened proteins	9	59 576	1 300	205 621
39199091	Plastic; plate, sheet, film, foil, tape, strip, oth flat shapes, elf-adhesive, o.t in roll, of chemical derivatives natural rubber	71 653	1 061 520	116 304	1 811 748
39199092	Plastic; plate, sheet, film, foil, tape, strip, selfadhesiv, o.t roll?20cm, add polymer; rearrange; cellulose nitrat/acetat, plastic	1 949	11 110	7 309	59 477
39199099	Plastics; plate, sheet, film, foil, tape, strip, oth flat shapes, self-adhesive, o.t in rolls, o.t of HS 3919.10.10-3919.90.92	140 186	1 516 972	1 506 015	13 219 344
39201011	Plastics; plates& sheets, of polymer ethylene, noncellular& not reinforced, laminat, support/combine other materials; rigid	-	53 275	-	78 453
39201019	Plastics; plates& sheets, of polymer ethylene, noncellular& not reinforced, laminat, support/combine oth materials; not rigid	3 031 825	38 585 036	4 809 855	64 349 255
39201090	Plastics; film, foil & strip, of polymer ethylene, non-cellular& not reinforced, laminat, support/combined oth material	1 013 290	12 686 788	1 605 182	21 952 386
39202010	Plastics; biaxially oriented polypropylene film, of polymers propylene, non-cellular & not reinforced	4 259 440	45 330 852	10 034 219	111 780 934
39202091	Plastics; plate & sheet; o.t biaxially oriented polypropylene film, of polymers propylene, non-cellular & not reinforced	1 345 513	15 278 434	2 305 224	27 554 026
39202099	Plastics; film, foil& strip; o.t biaxially oriented polypropylene film, of polymer propylene, non-cellular & not reinforced	676 824	12 113 410	1 312 507	22 162 803
39203020	Plastics; of polymers of styrene, acrylonitrile butadiene styrene (ABS) sheets used in the manufacture of refrigerators	119 545	1 808 589	292 370	4 680 644
39203091	Plastics; plate& sheet of polymer styrene, acrylonitrile butadiene styrene sheet used manufacture of refrigerators, rigid	-	52 894	-	224 628
39203092	Plastics; plate& sheet of polymer styrene, acrylonitrile butadiene styrene sheet used manufacture of refrigerator, no rigid	-	2 194	-	8 499
39203099	Plastics; film, foil& strip of polymer styrene, acrylonitrile butadiene styrene sheet used manufactur refrigerator, no rigid	16 470	172 004	130 447	1 256 662
39204310	Plastics; plates & sheets; polymers of vinyl chloride, containing by weight not less than 6% of plasticisers	6 412	123 627	23 156	481 880
39204390	Plastics; film, foil & strip; polymers of vinyl chloride, containing by weight not less than 6% of plasticisers	88 875	567 656	194 330	1 423 245
39204900	Plastics; polymers of vinyl chloride, containing by weight more than 6% of plasticisers	172 236	1 137 177	460 717	3 092 368
39205111	Plastics; plates & sheets of acrylic polymers, polymethyl methacrylate, rigid	954 892	10 255 930	2 191 044	27 133 858

Tabel 3 : Ekspor Indonesia menurut Komoditi ( Kode HS 8 digit )

Desember 2019

Kode H S	Uraian golongan barang	Berat bersih (Kg)		Nilai F.O.B. ( U S \$ )	
		Bulan ini	Kumulatif	Bulan ini	Kumulatif
(1)	(2)	(3)	(4)	(5)	(6)
39205119	Plastics; plates & sheets of acrylic polymers, polymethyl methacrylate, no rigid	1 529 961	19 242 136	4 250 909	58 854 532
39205190	Plastics; film, foil and strip; of acrylic polymers, polymethyl methacrylate	-	186 341	-	141 799
39205911	Plastics; plates & sheets of acrylic polymers (excluding polymethyl methacrylate); rigid	77 861	529 332	219 412	1 466 306
39205990	Plastics; film, foil and strip of acrylic polymers (excluding polymethyl methacrylate)	976	132 548	9 605	474 768
39206110	Plastics; plates&sheets, of polycarbonates, non-cellular&not reinforced,laminate,support/combined with other materials	307 182	4 420 911	1 254 779	18 863 090
39206190	Plastics; film,foil and strip,of polycarbonates, non-cellular&not reinforced,laminate,support/combine with oth materials	430 511	724 524	311 510	597 602
39206210	Plastics;plate&sheet,of poly(ethylene terephthalate),non-cellular&not reinforce,laminate,support/combine oth material	923 907	11 309 278	1 537 915	24 151 073
39206290	Plastics;film,foil&strip,of poly(ethylene terephthalate),noncellular&not reinforce,laminate,support/combine oth material	3 032 181	18 392 490	8 242 295	55 132 999
39206390	Plastics; film, foil&strip,of unsaturated polyesters,non-cellular & not reinforce,laminate,support/combine oth material	-	1	-	20
39206910	Plastics;plates & sheets,of other polyesters,non-cellular & not reinforced,laminated,supported/combined oth material	1 415	546 424	5 497	1 063 881
39206990	Plastics; film,foil & strip,of other polyesters,non-cellular & not reinforced,laminated,supported/combined oth material	1 097 311	10 419 115	2 905 212	29 207 232
39207110	Plastics; plates, sheets, film, foil and strip (not self-adhesive), of regenerated cellulose; cellophane film	-	6 727	-	31 617
39207191	Plastics; printed sheets, of regenerated cellulose; other than cellophane film	-	646	-	10 264
39207199	Plastics; other than cellophane film & printed sheets, of regenerated cellulose	-	101	-	528
39207991	Plastics; plates&sheets o.t nitrocellulose(gun cotton) & vulcanised fibre,laminated,supported/combined oth material	1	1	1	251
39207999	Plastics; film,foil&strip o.t nitrocellulose(gun cotton) & vulcanised fibre,laminated,supported/combined oth material	-	11	-	852
39209110	Plastics; film of a kind used in safety glass,thickness >0.38mm but<= 0.76mm, & of a width<=2 m; of poly(vinyl butyral)	1 031	8 727	116	13 683
39209191	Plastics;plate&sheet,film unused in safety glass,thickness >0.38mm but<= 0.76mm, & width<=2 m; of poly(vinyl butyral)	1 309	5 243	3 539	6 055
39209199	Plastics;foil&strip,film unused in safety glass,thickness >0.38mm but<= 0.76mm, & width<=2 m; of poly(vinyl butyral)	7 801	71 077	4 079	43 963
39209210	Plastics;plates,sheets,film,foil&strip,of polyamide-6,non-cellular&not reinforce,laminate,support/combine oth materials	1 367 074	15 258 908	4 558 857	54 871 529
39209291	Plastics;plates&sheets, other than of polyamide-6,non-cellular & not reinforced, laminated,support/combine oth materials	-	116	-	11 186
39209299	Plastics; film,foil&strip,other than of polyamide-6,non-cellular&not reinforced, laminated,support/combine oth materials	-	4 245	-	3 169
39209390	Plastics; film,foil & strip, of amino-resins, non-cellular & not reinforced, laminated,support/combine oth materials	-	486	-	2 400

Tabel 3 : Ekspor Indonesia menurut Komoditi ( Kode HS 8 digit )

Desember 2019

Kode H S	Uraian golongan barang	Berat bersih (Kg)		Nilai F.O.B. ( U S \$ )	
		Bulan ini	Kumulatif	Bulan ini	Kumulatif
(1)	(2)	(3)	(4)	(5)	(6)
39209410	Plastics;plates,sheets,films,foil & strip,of phenol formaldehyde sheets,laminated,supported/combined with oth material	17 697	17 698	35 349	35 369
39209491	Plastics; plates&sheets, other than phenol formaldehyde sheets,laminated,supported/combined with oth material	22	66	142	1 082
39209499	Plastics; film,foil & strip, other than phenol formaldehyde sheets,laminated,supported/combined with oth material	-	51	-	826
39209910	Plastic;plate,sheet,film,foil &strip,of plastic nec head 3920,of hardened protein;chemical derivative natural rubber	-	2 426	-	9 947
39209921	Plastics; plates & sheets, of plastics nec in head 3920, of addition polymerisation products	-	11 222	-	25 809
39209929	Plastics; film, foil & strip, of plastics nec in head 3920, of addition polymerisation products	-	334 201	-	215 276
39209939	Plastics; film, foil & strip, of plastics nec in head 3920, of condensation or rearrangement polymerisation products	4	87	2	4 453
39209990	Plastics; of plastics nec in head 3920, laminated, supported/combine oth material,o.t HS 3920.10.11-3920.99.39	411	14 648	13 871	125 643
39211191	Plastics; plates & sheets, of polymers of styrene, cellular, not rigid	486	12 543	112	120 396
39211192	Plastics; film, of polymers of styrene, cellular, not rigid	120	11 949	261	24 252
39211199	Plastics; foil and strip, of polymers of styrene, cellular, not rigid	103 212	322 190	326 418	1 033 185
39211200	Plastics; plates, sheets, film, foil and strip, of polymers of vinyl chloride, cellular	49 330	616 976	187 243	1 849 285
39211310	Plastics; plates, sheets, film, foil and strip, of polyurethanes, cellular, rigid	22 378	271 571	222 392	2 516 519
39211391	Plastics; plates & sheets, of polyurethanes, cellular, not rigid	-	3 296	-	13 473
39211392	Plastics; film, of polyurethanes, cellular, not rigid	6 300	63 298	33 504	272 004
39211399	Plastics; foil and strip, of polyurethanes, cellular, not rigid	284	59 847	90 144	2 604 361
39211499	Plastics; foil and strip, of regenerated cellulose, cellular, not rigid	-	0	-	5
39211920	Plastics; plates, sheets, film, foil and strip, of plastics n.e.c. in heading no. 3921, cellular, rigid	882	8 521	21 833	207 536
39211991	Plastics; plates & sheets, of plastics n.e.c. in heading no. 3921, cellular, not rigid	1 060	9 550	12 349	65 913
39211992	Plastics; film, of plastics n.e.c. in heading no. 3921, cellular, not rigid	121	111 498	340	350 881
39211999	Plastics; foil and strip, of plastics n.e.c. in heading no. 3921, cellular, not rigid	771 402	10 941 399	2 575 953	39 777 295
39219010	Plastics; plates, sheets, film, foil and strip, other than cellular, of vulcanised fibre	6 796	23 364	38 438	188 077
39219020	Plastics; plates, sheets, film, foil and strip, other than cellular, of hardened proteins	26 878	869 360	72 459	2 760 763
39219030	Plastics; plates, sheets, film, foil and strip, other than cellular, of chemical derivatives of natural rubber	-	741	-	1 352
39219041	Plastics; plates & sheets, other than cellular, of condensation or rearrangement polymerisation products	15 851	153 998	63 972	533 346
39219042	Plastics; film, other than cellular, of condensation or rearrangement polymerisation products	5 348	7 962	389	445
39219049	Plastics; foil & strip, other than cellular,of condensation or rearrangement polymerisation products	2	2 475	100	12 304
39219050	Plastics; plates, sheets, film, foil and strip, other than cellular, of regenerated cellulose	-	256	-	1 197
39219060	Plastics; plates, sheets, film, foil and strip, other than cellular, of other cellulose or its chemical derivatives	-	826	-	4 751

Tabel 3 : Ekspor Indonesia menurut Komoditi ( Kode HS 8 digit )

		Desember 2019			
Kode H S	Uraian golongan barang	Berat bersih (Kg)		Nilai F.O.B. ( U S \$ )	
		Bulan ini	Kumulatif	Bulan ini	Kumulatif
(1)	(2)	(3)	(4)	(5)	(6)
39219090	Plastics; plates, sheets, film, foil and strip, other than cellular, of other than HS 3921.90.10-3921.90.60	1 916 711	23 999 273	5 307 226	69 705 099
39221011	Bathtubs having rectangular or oblong interior shape of plastics	-	439	-	868
39221019	Plastics; baths; other than bathtubs having rectangular or oblong interior shape	1 110	5 140	346	3 381
39221090	Baths, shower-baths, sinks & wash-basins, other than bathtubs having rectangular or oblong interior shape of plastics	20 208	143 030	51 372	619 364
39222000	Lavatory seats & covers	7 839	115 937	101 310	1 374 073
39229011	Lavatory pans, flushing cisterns & urinals; parts flushing cisterns	0	1	199	220
39229012	Lavatory pans, flushing cisterns & urinals ; flushing cisterns equipped with their mechanisms	1 792	53 425	1 030	21 735
39229019	Lavatory pans, flushing cisterns & urinals; other than parts & flushing cisterns equipped with their mechanisms	22 142	142 628	19 474	82 800
39229090	Plastics; bidets, lavatory pans, flushing cisterns and similar sanitary ware n.e.c. in heading no. 3922	9 575	78 914	6 706	104 899
39231010	Plastics; cases for film, tape & optical discs, for the conveyance or packing of goods	191 681	2 880 740	1 054 322	15 372 723
39231090	Plastics; boxes, crates and similar articles, for the conveyance or packing of goods	364 763	4 109 453	2 280 114	28 025 462
39232111	Ethylene polymer;aseptic bag reinforced with aluminium foil,width >315 mm& length >410mm, incorporating a sealed gland	354 743	4 372 606	410 287	5 636 851
39232119	Ethylene polymer;aseptic bag reinforced with aluminium foil,width <=315 mm& length <=410mm,incorporating a sealed gland	2 707 692	31 705 434	4 192 082	52 863 506
39232191	Ethylene polymer;aseptic bag not reinforced with aluminium foil,width>315 mm& length>410mm, incorporating a sealed gland	16 504	299 439	114 008	1 814 996
39232199	Ethylene polymer;aseptic bag not reinforced with aluminium foil,width<=315 mm&length<=410mm, incorporating sealed gland	4 628 545	64 289 711	6 067 909	89 661 488
39232910	Ethylene polymer;aseptic bags reinforced/not with aluminium foil,width>315 mm&length>410 mm,incorporating a sealed gland	47	245 642	693	322 931
39232990	Ethylene polymer;aseptic bags reinforced/not with aluminium foil,width<=315 mm&length<=410 mm,incorporat a sealed gland	757 760	13 079 433	1 547 811	30 036 096
39233020	Plastic; carboy,bottle,flask&sim,multilayer fibreglas reinforce container,for compress/liquefied gas;for conveyance/pack	41	423	2 043	11 228
39233090	Plastic;carboy,bottle,flask&sim,o.t multilayer fibreglass containers,for compress/liquefied gas;for conveyance/packing	334 213	3 409 929	574 152	9 805 872
39234010	Spools, cops, bobbins and similar supports, suitable for use with the machines of heading 84.44, 84.45 or 84.48	1 432	67 742	17 112	285 996
39234090	Spools, cops, bobbins and similar supports, not for use with the machines of heading 84.44, 84.45 or 84.48	34 799	495 890	115 695	1 958 940
39235000	Spools, cops, bobbins & similar supports; stoppers, lids, caps & other closures, for the conveyance or packing of goods	185 817	2 973 177	2 081 663	30 935 947
39239010	Spools, cops, bobbins & similar supports; toothpaste tubes	30 553	177 886	192 926	1 245 316
39239090	Spools, cops, bobbins & similar supports; other than toothpaste tubes	1 363 790	18 197 402	5 585 043	60 451 902
39241010	Plastics; tableware and kitchenware, of melamine	4 777	213 830	15 433	169 127
39241090	Plastics; tableware and kitchenware, other than of melamine	362 832	4 156 289	3 147 415	30 581 648



Tabel 3 : Ekspor Indonesia menurut Komoditi ( Kode HS 8 digit )

Desember 2019

Kode H S	Uraian golongan barang	Berat bersih (Kg)		Nilai F.O.B. ( U S \$ )	
		Bulan ini	Kumulatif	Bulan ini	Kumulatif
		(1)	(2)	(3)	(4)
39249010	Plastics;Plastics; household articles and hygienic or toilet articles, bed pans, urinals (portable type) /chamber-potss	120	1 828	32	4 329
39249020	Plastics; household articles &hygienic/toilet articles nipple former, breastshells, nipple shields, h& expression funnel	-	192	-	2 119
39249030	Plastics; household articles and hygienic or toilet articles supplementary feeding system for babies	-	22 979	-	465 810
39249090	Plastics; household articles and hygienic or toilet articles n.e.c in heading no. 3924	280 600	5 046 951	919 638	15 555 824
39251000	Plastics; reservoirs, tanks, vats & similar containers, of a capacity exceeding 300 l	23 411	293 510	73 533	1 570 361
39252000	Plastics; doors, windows & their frames & thresholds for doors	12 891	114 117	15 839	111 806
39253000	Plastics; shutters, blinds (including Venetian blinds) & similar articles & parts thereof	28 738	527 695	363 047	5 672 556
39259000	Plastics; builders' ware, n.e.c. or included in heading no. 3925	138 625	1 909 042	527 586	6 529 350
39261000	Plastics; office or school supplies	498 523	5 135 825	1 758 695	18 695 917
39262060	Plastics; articles of apparel used for protection from chemical substances, radiation or fire	-	260	-	14 173
39262090	Plastics; articles of clothing accessories (including gloves, mittens & mitts)	103 412	1 685 531	1 749 798	20 368 418
39263000	Plastics; fittings for furniture, coachwork or the like	15 982	230 001	129 930	2 464 051
39264000	Plastics; statuettes and other ornamental articles	68 744	1 019 063	413 597	5 031 962
39269010	Plastics; floats for fishing nets	676	12 832	5 585	85 616
39269020	Plastics; fans and handscreens, frames and handles therefor, and parts thereof	19 797	221 401	84 257	1 034 298
39269032	Plastics; hygienic, medical and surgical articles, plastic moulds with denture imprints	-	215	-	1 989
39269039	Plastics; hygienic, medical and surgical articles, other than plastic moulds with denture imprints	70 220	742 548	563 131	5 338 534
39269041	Plastics; safety and protective devices, police shields	-	59	-	136
39269042	Plastics; safety and protective devices, protective masks for use in welding and similar work	550	2 401	1 704	34 127
39269044	Plastics; safety and protective devices, life saving cushions for the protection of persons falling from heights	-	2 187	-	10 229
39269049	Plastics; safety and protective devices, other than HS 3926.90.41 - 3926.90.44	6 565	109 712	74 336	835 677
39269053	Plastics; articles for industrial uses, transmission or conveyor belts or belting	1 825	28 400	66 767	1 004 777
39269055	Plastics; articles for industrial uses, plastic J-hooks or bunch blocks for detonators	1	1 238	14	12 563
39269059	Plastics; articles for industrial uses, other than HS 3926.90.53 - 3926.90.55	152 870	1 913 388	1 052 301	13 131 042
39269060	Plastics; poultry feeders	22 268	324 966	83 362	874 768
39269070	Plastics; padding for articles of apparel or clothing accessories	-	6 120	-	26 592
39269081	Plastics; shoe lasts	954	254 599	21 741	2 292 551
39269082	Plastics; prayer beads	14	2 176	187	38 553
39269089	Plastics; cards for jewellery or small objects of personal adornment	17 738	119 353	311 365	1 287 115
39269091	Plastics; of a kind used for grain storage	-	451	-	39 286
39269092	Plastics; empty capsules of a kind suitable for pharmaceutical use	21	162 004	2 880	512 877
39269099	Plastics; n.e.c. in heading no. 3923	781 741	10 132 954	5 560 406	70 096 292
40011011	Centrifuged concentrate natural rubber latex, exceeding 0.5 % by volume of ammonia content	909 000	5 544 472	903 550	6 444 173
40011019	Non-centrifuged concentrate natural rubber latex, exceeding 0.5 % by volume of ammonia content	30	25 410	146	30 135
40011021	Centrifuged concentrate natural rubber latex, not exceeding 0.5 % by volume of ammonia content	-	59	-	91

Tabel 3 : Ekspor Indonesia menurut Komoditi ( Kode HS 8 digit )

Desember 2019

Kode H S	Uraian golongan barang	Berat bersih (Kg)		Nilai F.O.B. ( U S \$ )	
		Bulan ini	Kumulatif	Bulan ini	Kumulatif
		(1)	(2)	(3)	(4)
40011029	Non-centrifuged concentrate natural rubber latex, not exceeding 0.5 % by volume of ammonia content	-	834	-	78
40012110	Natural rubber in smoked sheets, RSS Grade 1	4 327 455	57 307 217	6 448 441	92 391 604
40012120	Natural rubber in smoked sheets, RSS Grade 2	100 800	100 800	136 685	136 685
40012150	Natural rubber in smoked sheets, RSS Grade 5	-	73 224	-	113 314
40012190	Smoked sheets, other than RSS Grade 1 to 5	-	10 432	-	17 413
40012210	Technically specified natural rubber (TSNR) 10	9 988 020	125 237 700	13 736 709	176 282 934
40012220	Technically specified natural rubber (TSNR) 20	174 334 440	2 295 645 341	235 387 209	3 220 104 329
40012230	Technically specified natural rubber (TSNR) L	20 160	887 040	32 054	1 489 810
40012240	Technically specified natural rubber (TSNR) CV	1 673 280	16 450 560	2 423 396	24 483 020
40012290	Technically specified natural rubber (TSNR) other than TSNR 10, 20, L,CV, and GP	-	2 508 660	-	3 610 664
40013020	Jelutong in primary forms	18 000	90 000	156 600	783 000
40013090	Balata, guttapercha, guayule, chicle & similar natural gums not in primary forms	34 363	491 522	85 638	1 216 277
40021100	Styrene-butadiene rubber (SBR), carboxilated styrene-butadiene rubber (XSBR), in latex form	2 497 764	32 794 511	2 018 995	28 666 752
40021910	SBR, XSBR other than latex, in primary forms or in vulcanised, uncompound plates, sheets, or strips	872	91 889	10 449	836 582
40021990	SBR, XSBR, other than latex, other than in primary forms or in vulcanised, uncompound plates, sheets, or strips	10 942 566	74 655 999	22 553 772	150 850 432
40022010	Synthetic rubber, Butadiene rubber (BR) in primary forms	-	88 895	-	143 558
40022090	Synthetic rubber, Butadiene rubber (BR) other than in primary forms	1 237 117	3 191 870	2 343 119	6 002 455
40023190	Isobutene-isoprene (butyl) rubber (IIR), other than unvulcanised, uncompound plates, sheets or strip	-	1	-	11
40023910	Halo-isobutane-isoprene rubber (CIIR or BIIR), unvulcanised, uncompound plate, sheets or strip	-	12 410	-	34 884
40023990	Halo-isobutane-isoprene rubber (CIIR or BIIR) other than unvulcanised, uncompound plate, sheets or strip	-	4	-	21
40024100	Chloroprene (chlorobutadiene) rubber(CR) , in latex form	-	7	-	156
40024990	Chloroprene (chlorobutadiene) rubber(CR) other than latex, other than in primary forms	-	4 010	-	19 787
40025100	Acrylonitrile-butadiene rubber (NBR), in latex form	-	3	-	71
40025990	Acrylonitrile-butadiene rubber (NBR) other than latex, other than in primary forms	-	26 705	-	41 660
40026010	Isoprene rubber (IR) in primary forms	-	0	-	24
40026090	Isoprene rubber (IR) other than in primary forms	-	768	-	4 301
40027010	Ethylene-propylene-non-conjugated diene rubber (EPDM), in primary forms	-	4 479	-	5 834
40027090	Ethylene-propylene-non-conjugated diene rubber (EPDM), other than in primary forms	25	14 279	42	63 931
40028010	Mixture of natural rubber latex with syntetic rubber latex	1 028 160	12 480 319	1 415 034	17 314 852
40028090	Mixtures of product of 40.01 with product of 40.02 other than mixture of natural rubber latex with syntetic rubber latex	2 972 585	51 558 505	4 084 447	70 156 601
40029100	Synthetic rubber, latex, n.e.c in heading 40.02	-	51	-	10
40029990	Synthetic rubber, oth than latex, n.e.c in 40.02, oth than primary forms/unvulcanised/uncompounded plates, sheets/strip	51	14 386	651	52 807
40030000	Reclaimed rubber in primary forms or in plates, sheets or strip.	728 277	8 160 831	569 148	6 628 147
40040000	Waste, parings & scrap of rubber (other than hard rubber) & powders & granules obtained therefo	187 502	4 097 730	37 982	878 254
40051010	Compounded of natural gums with carbon black or silica, unvulcanised, in primary forms or in plates, sheets or strip	643 121	12 274 936	1 813 775	36 118 892
40051090	Compounded rubber, oth than natural gums with carbon black/silica, unvulcanised, in primary forms/in plates,sheets/strip	155	1 364 944	4 725	2 965 596

Tabel 3 : Ekspor Indonesia menurut Komoditi ( Kode HS 8 digit )

Desember 2019

Kode H S	Uraian golongan barang	Berat bersih (Kg)		Nilai F.O.B. ( U S \$ )	
		Bulan ini	Kumulatif	Bulan ini	Kumulatif
		(1)	(2)	(3)	(4)
40052000	Compounded rubber, unvulcanised, solutions, dispersions other than those of subheading 4005.10	14 000	56 136	43 820	175 670
40059110	Compounded rubber of natural gums, other than 4005.10 and 4005.20, unvulcanised, in plates, sheets and strip	-	160	-	223
40059190	Compounded rubber other than of natural gums, other than 4005.10 and 4005.20, unvulcanised, in plates, sheets and strip	12	80 910	36	158 923
40059910	Compounded rubber, latex, other than 4005.10 and 4005.20, unvulcanised, other than in primary forms	1 522	11 908	1 582	11 530
40059920	Natural rubber compounded with substances other than carbon or silica, unvulcanised, in primary forms	-	2	-	3
40059990	Compounded rubber, nec in sub heading 4005.10 & nec in sub heading 4005.20, in primary forms, nec in sub heading 4005.99	263 329	1 064 635	654 352	2 524 589
40061000	Unvulcanized rubber, ôCamel-backö strips for retreading rubber tyres	-	21 444	-	66 905
40069019	Form of unvulcanised rubber, of natural gums, other than articles or ôCamel-backö strips for retreading rubber tyres	-	10	-	225
40069090	Form and article of unvulcanised rubber, other than natural gums or ôCamel-backö strips for retreading rubber tyres	528	4 869	4 406	27 484
40070000	Vulcanised rubber thread and cord.	51 265	1 383 190	109 103	4 600 672
40081110	Plates, sheets & strip of vulcanised cellular rubber, exceeding 5 mm in thickness, lined with textile fabric on one side	-	2	-	73
40081120	Plates, sheets and strip of vulcanised cellular rubber, not exceeding 5 mm in thickness, floor tiles and wall tiles	-	529	-	875
40081190	Plates, sheets and strip of vulcanised cellular rubber, other than 4008.11.10 and 4008.11.20	69 100	761 143	112 485	1 315 247
40081900	Vulcanised cellular rubber (other than hard rubber), other than plates, sheets and strip	8 237	286 434	49 567	995 649
40082110	Plates, sheets and strip of vulcanised non-cellular rubber, > 5 mm in thickness, lined with textile fabric on one side	23 266	712 373	45 064	1 610 410
40082140	Plates, sheets and strip of vulcanised non-cellular rubber, rubber soling sheet	-	14 968	-	23 646
40082190	Plates, sheets and strip of vulcanised non-cellular rubber, other than 4008.21.10 - 4008.21.90	89 845	2 397 827	163 457	3 963 601
40082900	Vulcanised non-cellular rubber (other than hard rubber), other than plates, sheets and strip	11 051	25 322	12 182	82 984
40091100	Tubes, pipes & hoses, vulcanised rubber o.t hard rubber, not reinforced/otherwise combined with oth materials without fittings	20 808	323 469	200 861	3 270 898
40091210	Mining slurry suction & discharge hoses, vulcanised rubber o.t hard rubber, not reinforced/combined materials, with fittings	-	35 867	-	20 074
40091290	Tubes, pipes & hoses, vulcanised rubber o.t hard rubber, not reinforced/combined w/ oth material with fittings, o.t 4009.12.10	845	67 356	3 640	163 043
40092190	Tubes, pipes & hoses of vulcanised rubber o.t hard rubber, reinforced/combined with metal, without fittings, o.t 4009.21.10	130 085	1 285 954	296 014	3 028 174
40092210	Mining slurry suction & discharge hoses of vulcanised rubber, reinforced or combined only with metal, with fittings	-	1 734	-	11 970
40092290	Tubes, pipes & hoses of vulcanised rubber o.t hard rubber, reinforced or combined with metal, with fittings, o.t 4009.22.10	9 093	182 420	73 496	1 202 935
40093110	Mining slurry suction & discharge hoses, vulcanised rubber o.t hard rubber, reinforced/combined w/textile, without fittings	-	348 182	-	237 576

Tabel 3 : Ekspor Indonesia menurut Komoditi ( Kode HS 8 digit )

		Desember 2019			
Kode H S	Uraian golongan barang	Berat bersih (Kg)		Nilai F.O.B. ( U S \$ )	
		Bulan ini	Kumulatif	Bulan ini	Kumulatif
(1)	(2)	(3)	(4)	(5)	(6)
40093120	Rubber hose of a kind used for gas stove,vulcanised rubb o.t hard rubber,reinforced/combined w/textile, without fittings	-	3	-	36
40093191	Fuel/heater/water hoses,reinforces/combined w/textile,used on motor vehicles of 87.02,87.03,87.04/87.11,without fittings	27 006	319 023	426 616	3 869 209
40093199	Tubes,pipes&hoses of vulcanised rubber o.t hard rubber,reinforced/combined w/textile,without fittings,n.e.c in 4009.31	304	93 363	6 104	380 248
40093220	Rubber hose of a kind used for gas stove,vulcanised rubber o.t hard rubber,reinforced/combined w/textile,with fittings	-	790	-	4 356
40093290	Tubes,pipes&hoses of vulcanised rubber o.t hard rubber,reinforced/combined with textile,with fittings,n.e.c in 4009.32	161	2 193	3 809	50 784
40094110	Rubber hose used for gas stove,vulcanised rubber o.t hard rubber,reinforced/combined with oth materials,without fittings	310	5 695	8 945	186 721
40094190	Tubes/pipes&hoses,vulcanised rubber o.t hard rubber,reinforced/combined w/oth materials,without fittings o.t 4009.41.10	14 225	257 632	173 834	2 710 682
40094210	Mining slurry suction&discharge hoses,vulcanised rubber o.t hard rubber,reinforced/combined w/ oth material,with fitting	-	858	-	300
40094220	Rubber hose used for gas stove,vulcanised rubber o.t hard rubber,reinforced/combined with other materials,with fittings	86	12 249	779	286 322
40094290	Tubes/pipes&hoses,vulcanised rubber o.t hard rubber,reinforced/combined with other materials,with fittings n.e.c 4009.42	490 416	2 550 836	2 122 954	11 222 829
40101100	Conveyor belts or belting, of vulcanised rubber, reinforced only with metal	80	225	264	787
40101200	Conveyor belts or belting, of vulcanised rubber, reinforced only with textile materials	26 053	82 764	90 207	383 542
40101900	Conveyor belts or belting, of vulcanised rubber, other than reinforced only with metal or textile material	2 429	17 848	1 130	151 647
40103100	Endless transmission belts trapezoidal cross-section (V-belts),V-ribbed,vulc rubber,outside circum>60 cm but not<180 cm	358 344	4 384 438	3 482 107	47 584 346
40103200	Endless transm belts trapezoidal cross-section (Vbelts),oth thn V-ribbed,outside circum excee 60 cm but not excee 180 cm	11 147	123 172	108 082	1 237 973
40103300	Endless transmission belts trapezoidal cross-section (Vbelts),V-ribbed,outside circum excee 180 cm but not excee 240 cm	7	787	214	6 847
40103400	Endless transm belts trapezoidal cross-section (Vbelts),oth thn Vribbed,outside circum excee 180 cm but not excee 240 cm	4 015	55 480	22 901	247 991
40103500	Endless synchronous belts, of an outside circumference exceeding 60 cm but not exceeding 150 cm, of vulcanised rubber	267	5 207	11 703	225 134
40103900	Transmission belts or belting, of vulcanised rubber, other than 4010.31.00-4010.36.00	177 278	2 055 549	1 268 630	16 640 528
40111000	New pneumatic tyres, of rubber, of a kind used on motor cars (including station wagons and racing cars)	31 922 845	436 052 466	98 196 641	1 341 346 810
40112010	New pneumatic tyres, of rubber, of a kind used on buses or lorries, of a width not exceeding 450 mm.	1 730 997	29 958 189	5 690 875	87 665 240
40112090	New pneumatic tyres, of rubber, of a kind used on buses or lorries, of a width not less than 450 mm.	4 223	239 635	10 302	684 759
40113000	New pneumatic tyres, of rubber, of a kind used on aircraft.	180	26 461	16 488	65 396
40114000	New pneumatic tyres, of rubber, of a kind used on motorcycles.	2 164 525	21 350 013	8 182 240	79 090 005

Tabel 3 : Ekspor Indonesia menurut Komoditi ( Kode HS 8 digit )

Desember 2019

Kode H S	Uraian golongan barang	Berat bersih (Kg)		Nilai F.O.B. ( U S \$ )	
		Bulan ini	Kumulatif	Bulan ini	Kumulatif
(1)	(2)	(3)	(4)	(5)	(6)
40115000	New pneumatic tyres, of rubber, of a kind used on bicycles.	960 491	12 355 755	6 352 202	84 487 277
40117000	New pneumatic tyres, of rubber, of a kind used on agricultural or forestry vehicles and machines.	379 428	4 495 318	1 121 294	13 498 499
40118011	New pneumatic tyres used on tractors machinery of head 8429-8430, forklifts, wheelbarrows/oth industrial vehicles&machines	869 589	11 745 622	2 560 648	34 068 973
40118019	New pneumatic tyres of rubber, used on construct, mine/industry handling vehicle&machine, rim size >61cm, o.t HS 4011.80.11	-	227	-	321
40118021	New pneumatic tyres, of a kind use on tractor, machinery of head 8429-8430, forklift/oth industri vehicle&machine, rim >61cm	20	848	88	10 528
40118029	New pneumatic tyres, oth kind use on tractor, machinery of head 8429-8430, forklift/oth industri vehicle&machine, rim >61cm	944	129 941	200	556 550
40119010	New pneumatic tyres, of rubber, of a kind used on vehicles of Chapter 87.	6 620	39 061	37 673	150 563
40119020	New pneumatic tyres, of rubber, of a kind used onon machinery of heading 84.29 or 84.30.	64 749	771 822	206 664	2 424 086
40119030	New pneumatic tyres, of rubber, n.e.c. in heading 4011 of a width exceeding 450 mm	-	10 000	-	10 000
40119090	New pneumatic tyres, of rubber, n.e.c. in heading 4011 of a width not exceeding 450 mm	91 101	1 479 369	246 203	4 107 469
40121100	Retreaded tyres of rubber, of a kind used on motor cars (including station wagons and racing cars)	-	2 156	-	6 054
40121290	Retreaded tyres of rubber, of a kind used on buses or lorries, of a width exceeding 450 mm	340	92 616	270	51 333
40121300	Retreaded tyres of rubber, of a kind used on aircraft	19 768	368 110	40 980	479 389
40121940	Retreaded tyres of rubber, of a kind used on vehicles of Chapter 87	-	79	-	264
40121990	Retreaded tyres of rubber, n.e.c. sub heading 4012.12-sub heading 4012.19	2 266	62 841	4 919	111 169
40122010	Used pneumatic tyres of rubber, of a kind used on motor cars (including station wagons, racing cars)	-	416	-	1 233
40122029	Used pneumatic tyres of rubber, of a kind used on buses or lorries, of a width exceeding 450 mm	-	163	-	2 133
40122030	Used pneumatic tyres of rubber, of a kind used on aircraft	-	7 865	-	14 810
40122040	Used pneumatic tyres of rubber, of a kind used on motorcycles	18	5 249	93	11 195
40122070	Used pneumatic tyres of rubber, of a kind used on other vehicles of Chapter 87	-	2 189	-	2 140
40122091	Used pneumatic tyres of rubber, buffed tyres	500	658	5 000	5 661
40122099	Used pneumatic tyres of rubber, n.e.c sub heading 4012.20	-	2 734	-	11 640
40129014	Solid tyres exceeding 250 mm in external diameter, of a width not exceeding 450 mm	23 855	107 365	43 511	204 999
40129015	Solid tyres exceeding 250 mm in external diameter, of a width exceeding 450 mm, for use on vehicles of heading 87.09	-	90	-	95
40129016	Rubber, tyres, other solid tyres exceeding 250 mm in external diameter, of a width exceeding 450 mm	70	9 247	500	31 263
40129019	Rubber, tyres, other solid tyres not exceeding 250 mm in external diameter, of a width not exceeding 450 mm	114 464	1 650 239	586 339	7 001 026
40129070	Replaceable tyre treads of rubber, of a width not exceeding 450 mm	13 909	13 909	29 905	29 905
40129080	Tyre flaps of rubber	19 506	241 381	40 895	561 375
40129090	Retreaded/used pneumatic tyres of rubber, solid/cushion tyres, tyre treads & flaps, n.e.c in heading 4012	50 648	349 076	58 891	447 304
40131011	Inner tubes of rubber, of a kind used on motor cars, suitable for fitting to tyres of a width < 450 mm	111 386	491 377	365 786	1 593 299

Tabel 3 : Ekspor Indonesia menurut Komoditi ( Kode HS 8 digit )

Desember 2019

Kode H S	Uraian golongan barang	Berat bersih (Kg)		Nilai F.O.B. ( U S \$ )	
		Bulan ini	Kumulatif	Bulan ini	Kumulatif
(1)	(2)	(3)	(4)	(5)	(6)
40131019	Inner tubes of rubber,of a kind used on motor cars,suitable for fitting to tyres of a width > 450 mm	-	22 185	-	68 808
40131021	Inner tubes of rubber, of a kind used on buses or lorries, suitable for fitting to tyres of a width not exceeding 450 mm	5 649	124 726	20 223	366 215
40131029	Inner tubes of rubber, of a kind used on buses or lorries, suitable for fitting to tyres of a width exceeding 450 mm	-	794	-	914
40132000	Inner tubes of rubber, of a kind used on bicycles	109 966	940 595	385 297	4 744 981
40139011	Inner tubes of rubber,kind used on machinery of head 8429 or 8430, suitable for fitting to tyres of a width <=450 mm	475	2 776	641	7 278
40139020	Inner tubes of rubber, of a kind used on motorcycles	120 405	1 590 222	349 885	4 519 459
40139031	Inner tubes of rubber,of a kind used on oth vehicles of Chapter 87, suitable for fitting to tyres of a width < 450 mm	2 623	25 283	4 278	37 559
40139039	Inner tubes of rubber,of a kind used on oth vehicles of Chapter 87, suitable for fitting to tyres of a width > 450 mm	5	8	26	75
40139040	Inner tubes of rubber, of a kind used on aircraft	145	149	717	1 033
40139091	Inner tubes of rubber, suitable for fitting to tyres of a width not exceeding 450 mm, n.e.c sub heading 4013.90	20 402	272 057	77 363	1 046 793
40139099	Inner tubes of rubber, suitable for fitting to tyres of a width exceeding 450 mm, n.e.c sub heading 4013.90	-	49	-	117
40141000	Sheath contraceptives	153	27 178	9 523	448 114
40149010	Teats for feeding bottles and similar articles	16 629	437 979	432 773	8 028 722
40149040	Stoppers for pharmaceutical use	276	908	768	10 054
40149050	Finger stalls	-	10	-	201
40149090	Hygienic/pharmaceutical articles of vulcanised exclude hard rubber,w/or wo/ fittings hard rubber, n.e.c in heading 4014	210	24 131	2 277	221 327
40151100	Gloves, mittens and mitts for surgical, of vulcanised rubber other than hard rubber	97 520	608 460	2 455 174	10 126 442
40151900	Gloves, mittens and mitts for not surgical, of vulcanised rubber other than hard rubber	4 769 706	55 761 629	21 973 279	258 432 820
40159010	Lead aprons, of vulcanised rubber other than hard rubber	-	277	-	3 267
40159020	Divers' suits (wet suits), of vulcanised rubber other than hard rubber	-	230	-	5 699
40159090	Articles apparel & clothing accessories of vulcanised rubber other than hard rubber, n.e.c in heading 4015	284	9 355	3 750	70 220
40161010	Padding for articles of apparel or clothing accessories, of cellular rubber	72	368	8 941	29 498
40161020	Floor tiles and wall tiles of cellular rubber	85 632	498 517	20 590	122 613
40161090	Other articles of cellular rubber, other than padding apparel and floor/wall tiles	2 015	24 483	13 745	204 891
40169110	Mats of vulcanised rubber other than hard rubber, non-cellular rubber	582 731	6 418 799	830 102	9 012 735
40169120	Tiles of vulcanised rubber other than hard rubber, non-cellular rubber	-	6	-	233
40169190	Floor coverings other than mats and tiles of vulcanised rubber other than hard rubber,non-cellular rubber	1 332	26 873	17 069	1 002 396
40169210	Eraser tips of vulcanised rubber other than hard rubber and non-cellular rubber	-	91	-	696
40169290	Erasers other than eraser tips of vulcanised rubber other than hard rubber and non-cellular rubber	132	2 405	356	14 960
40169310	Gaskets, washers and other seals of a kind used to insulate the terminal leads of electrolytic capacitors	51 430	656 189	1 341 197	15 316 101
40169320	Gaskets and o-rings, of a kind used on motor vehicles of heading 87.02, 87.03, 87.04 or 87.11	18 665	172 859	511 187	4 954 327

Tabel 3 : Ekspor Indonesia menurut Komoditi ( Kode HS 8 digit )

Desember 2019

Kode H S	Uraian golongan barang	Berat bersih (Kg)		Nilai F.O.B. ( U S \$ )	
		Bulan ini	Kumulatif	Bulan ini	Kumulatif
(1)	(2)	(3)	(4)	(5)	(6)
40169390	Gaskets, washers and other seals of vulcanised rubber other than hard rubber, n.e.c sub heading 4016.93	83 400	1 171 782	2 767 621	36 384 296
40169400	Boat or dock fenders of vulcanised rubber, whether or not inflatable, other than hard rubber, non-cellular rubber	39 080	242 178	359 358	2 443 938
40169500	Inflatable articles, other than boat or dock fenders of vulcanised rubber, other than hard rubber, non-cellular rubber	4 092	48 752	27 562	251 501
40169911	Parts&access kind used for vehicles of Chapter 87 for vehicles of head 8702,8703, 8704 or 8705,oth thn weatherstripping	45 515	644 275	793 903	8 774 814
40169912	Parts and accessories of vulcanised rubber other than hard rubber, of a kind used for vehicles of heading 87.11	6 738	76 317	143 730	1 594 057
40169913	Weatherstripping of vulcanised rubber oth thn hard rubber, of a kind used on motor vehicles of heading 8702,8703 or 8704	93 700	1 274 808	959 582	13 098 177
40169915	Parts&accessories of vulcanised rubber oth thn hard rubber,of a kind used for vehicles of head 8709, 8713, 8715 or 87.16	-	192	-	1 691
40169916	Bicycle mudguards of vulcanised rubber other than hard rubber and non-cellular rubber	-	1	-	54
40169917	Bicycle parts of vulcanised rubber other than hard rubber and cellular rubber	-	298	-	4 770
40169918	Bicycle accessories of vulcanised rubber other than hard rubber, non-cellular rubber, other than mudguards & parts	26	3 591	439	37 555
40169919	Parts&accessories of a kind used for vehicles of Chapter 87 of vulcanised rubber exc hard rubber oth thn 4016.99.11-20	5 714	44 256	61 204	373 204
40169920	Parts and accessories of rotochutes of heading 88.04 of vulcanised rubber other than hard rubber, non-cellular rubber	-	1 370	-	702
40169930	Rubber bands, of vulcanised rubber other than hard rubber, non-cellular rubber	2 737	19 720	27 834	119 495
40169940	Wall tiles of vulcanised rubber other than hard rubber, non-cellular rubber	12	706	1 920	94 210
40169951	Rubber rollers of vulcanised rubber other than hard rubber, non-cellular rubber	16 303	252 019	665 461	10 246 945
40169952	Tyre mould bladders of vulcanised rubber other than hard rubber, non-cellular rubber	-	260	-	30
40169953	Electrical insulator hoods of vulcanised rubber other than hard rubber, non-cellular rubber	-	2 406	-	72 047
40169954	Rubber grommets&rubber covers for automotive wiring harnesses of vulcanised rubber oth hard rubber, non-cellular rubber	7 753	202 572	113 226	2 343 457
40169959	Articles used in machinery/mechanical/electric appliances/oth technical uses,noncellular rubber,nec HS 40169951-40169954	18 908	319 433	436 232	7 754 091
40169960	Rail pads of vulcanised rubber other than hard rubber, non-cellular rubber	-	6 655	-	24 014
40169970	Structural bearings including bridge bearings of vulcanised rubber other than hard rubber, non-cellular rubber	532	9 372	9 823	145 983
40169991	Table coverings of vulcanised rubber other than hard rubber, non-cellular rubber	422	14 527	15 299	209 111
40169999	Articles of vulcanised rubber other than hard rubber, non-cellular rubber, n.e.c in 4016	23 531	600 157	269 243	4 650 800
40170010	Floor tiles and wall tiles of hard rubber (for example ebonite)	17	1 530	373	5 147
40170020	Articles of hard rubber other than floor tiles and wall tiles	337	22 461	5 239	31 650
40170090	Articles of hard rubber n.e.c in heading 4017	1 079	40 858	6 906	46 474

Tabel 3 : Ekspor Indonesia menurut Komoditi ( Kode HS 8 digit )

Desember 2019

Kode H S	Uraian golongan barang	Berat bersih (Kg)		Nilai F.O.B. ( U S \$ )	
		Bulan ini	Kumulatif	Bulan ini	Kumulatif
		(3)	(4)	(5)	(6)
41012000	Whole hides&skins,unsplit,weight per skin<8 kg simply dried,10 kg dry-salted, 16 kg fresh,wet,salted/othwise preserved	-	1	-	1
41019090	Raw hides and skins of bovine, including butts, bends and bellies, other than pre-tanned	-	10	-	488
41021000	Raw skins of sheep or lambs with wool on	-	420	-	1 177
41022900	Raw skins of sheep or lambs without wool on, other than pickled	-	36	-	130
41039000	Raw hides and skins other than bovine, sheeps and lambs, reptil, and swine	317	318	766	766
41041190	Tanned/crust hides & skins in the wet state,full grains,upsplit & grains other of bovine vegetable tanned	-	692	-	7 298
41041900	Tanned/crust hides & skins in the wet state,other than full grains,upsplit & grains of bovine vegetable tanned	-	1 486	-	112 270
41044100	Tanned/crust hides & skins in the dry state,full grains,upsplit & grains split of bovine vegetable tanned	2 484	11 786	51 975	262 717
41044900	Tanned/crust hides & skins in the dry state,other than full grains,upsplit & grains split of bovine vegetable tanned	70 960	121 083	159 428	1 092 390
41053000	Tanned/crust skins of sheep/lambs,in the dry state (crust), wo/wool on,won split,but not further prepared	-	659	-	8 625
41062100	Tanned/crust hides&skins of goats/kids,in theWetState (incl wetblue),w/o wool/hair on,split/not,but notFurther prepared.	-	788	-	551
41062200	Tanned/crust hides&skins of goats/kids,in the dry state (crust),wo/wool/hair on,won split,but not further prepared	-	147	-	4 221
41063200	Tanned/crust hidesskins of swine, in the dry state (crust),wo/wool/hair on,whether/not split,but not further prepared	95	95	60	60
41064000	Tanned or crust hides and skins of reptiles, without wool or hair on, whether or not split, but not further prepared.	4 086	57 822	652 418	10 062 665
41069200	Tanned/crust hide&skin oth animal nec sub heading 4106.21-4106.40,dryState,wo/wool/hair on,split/not,notFurther prepared	-	80	-	8 048
41071100	Leather further prepared after tanning/crusting of bovine/equine animal,whole hides and skins,full grains,unsplit	81	2 716	2 691	43 310
41071200	Leather further prepared after tanning/crusting of bovine/equine animal,whole hides and skins, grains split	125 090	1 392 231	2 166 397	25 074 686
41071900	Leather further prep after tanning/crusting of bovine/equine animal,whole hide&skin,o.th full grain,unsplit,grains split	236 706	862 121	1 862 185	17 051 093
41079100	Leather,other than whole hides and skins further prepared after tanning/crusting whole hides & skins,full grains,unsplit	385	3 377	7 273	68 169
41079200	Leather,other than whole hides and skins further prepared after tanning/crusting whole hides & skins, grain splits	1 630	65 962	30 493	1 587 199
41079900	Leather,oth thn whole hides&skins further prepared after tanning/crusting whole hides & skins,exc full/no grains,unsplit	221 516	1 692 219	692 811	6 482 311
41120000	Leather further prepared after tanning/ crust,of sheep/lamb wo/wool on,split/not,other than leather of heading 41.14	7 189	101 908	643 611	9 123 754
41131000	Leather further prepared after tanning or crusting includ parchment-dressed leather, w/o wool/hair,of goats or kids	23 012	182 739	798 887	6 961 290



Tabel 3 : Ekspor Indonesia menurut Komoditi ( Kode HS 8 digit )

Desember 2019

Kode H S	Uraian golongan barang	Berat bersih (Kg)		Nilai F.O.B. ( U S \$ )	
		Bulan ini	Kumulatif	Bulan ini	Kumulatif
(1)	(2)	(3)	(4)	(5)	(6)
41132000	Leather further prepared after tanning or crusting includ parchment-dressed leather, w/o wool/hair,of swine	-	228	-	6 655
41133000	Leather further prepared after tanning or crusting includ parchment-dressed leather, w/o wool/hair,of reptiles	431	4 405	340 005	3 694 692
41139000	Leather further prepared after tanning/crusting includ parchment-dressed leather oth thn goats/kids, swine,& reptiles	1 141	23 369	101 659	1 798 099
41141000	Chamois (including combination chamois) leather	703	703	126	126
41142000	Patent leather and patent laminated leather, metallised leather	122	5 647	2 014	90 431
41151000	Composition leather with a basis of leather or leather fibre, in slabs, sheets or strip, whether or not in rolls	1 770	11 509	45 910	333 123
41152000	Parings & oth waste of leather/composition leather,not for manufacture leather articles,leather dust,powder & flour	39	1 767	893	175 497
42010000	Saddlery & harness for any animal (traces,leads,knee pads,muzzles,saddle cloths,saddle bags,dog coats),of any material.	5 298	68 458	130 218	558 916
42021110	Cases & containers,suit-case/brief-case with outer surface of leather/composition leather,max dimensions 56cmx45cmx25 cm	767	12 497	873	68 389
42021190	Cases & containers,suit-case/brief-case with outer surface of leather/composition leather,dimension more 56cmx45cmx25 cm	38 729	294 127	587 480	5 724 713
42021211	School satchels with outer surface of vulcanised fibre	4 725	54 145	44 389	330 231
42021219	School satchels with outer surface other than vulcanised fibre	180 459	1 673 909	2 982 687	23 064 682
42021291	Cases & containers,suit-case/brief-case with outer surface vulcanised fibre other than school satchels	-	8	-	103
42021299	Cases & containers,suit-case/brief-case with other than outer surface vulcanised fibre, other than school satchels	210 637	1 622 524	2 076 698	23 230 884
42021920	Trunks,suit-cases,vanity-cases executive-cases,brief-cases,school satchels & similar container,paperboard outer surface	47	6 590	539	27 072
42021990	Trunks,suit-cases,vanity-cases,executive-cases,brief-cases,school satchel&similar container, outer srface oth paperboard	5 967	73 458	111 734	2 224 048
42022100	Handbags,whether/ not with shoulder strap,incl those without handle,outer surface of leather/ composition leather	235 530	3 256 680	9 397 580	130 639 848
42022200	Handbags,won w/shoulder strap,incl those wo handle w/outer surface of sheeting of plastics/of textile materials	523 126	6 620 357	9 205 697	116 386 814
42022900	Handbags, whether or not with shoulder strap, including those without handle, oth thn sub heading 4202.21 - 4202.22	8 680	206 135	165 450	3 719 288
42023100	Articles of a kind normally carried in the pocket or in the handbag,with outer surface of leather or composition leather	4 733	108 830	177 288	5 748 031
42023200	Articles of a kind normally carried in pocket/in the handbag,w/outer surface of sheeting plastics or textile materials	6 994	123 335	398 112	4 009 687
42023900	Articles of a kind normally carried in pocket/in the handbag, oth thn sub heading 4202.31 - 4202.32	667	15 731	28 173	422 177
42029111	Cases and containers, bowling bags with outer surface of leather or of composition leather	3	366	250	6 380
42029119	Cases and containers, sports bag other than bowling bags, with outer surface of leather or of composition leather	84	2 054	1 176	7 160
42029190	Cases and containers, other sports bag, with outer surface of leather or of composition leather	18 764	413 604	791 857	13 445 075

Tabel 3 : Ekspor Indonesia menurut Komoditi ( Kode HS 8 digit )

Desember 2019

Kode H S	Uraian golongan barang	Berat bersih (Kg)		Nilai F.O.B. ( U S \$ )	
		Bulan ini	Kumulatif	Bulan ini	Kumulatif
(1)	(2)	(3)	(4)	(5)	(6)
42029210	Cases and containers, toiletry bags, of sheeting of plastics	941	7 848	21 140	262 338
42029220	Cases and containers, bowling bags sheeting of plastics or of textile materials	2 728	29 119	85 130	759 602
42029290	Cases and containers, other than toiletry bags and bowling bags, of sheeting of plastics	1 490 433	18 854 688	24 670 360	292 506 386
42029910	Cases and containers, other article, with outer surface of vulcanised fibre or paperboard	-	126	-	580
42029920	Cases and containers, other article, of copper	768	2 580	7 162	50 381
42029990	Cases & containers; nec in head 4202,of vulcanised fibre/of paperboard/wholly/mainly covered with such materials/w paper	49 756	533 929	444 123	5 345 885
42031000	Apparel, articles of apparel, of leather or of composition leather	23 871	137 220	509 279	2 082 036
42032100	Clothing accessories, gloves, mittens and mitts, specially designed for use in sports, of leather or composition leather	102 706	1 192 920	6 746 404	77 828 503
42032910	Clothing accessories, protective work gloves, of leather or composition leather	5 665	89 881	62 050	895 417
42032990	Clothing accessories, other than protective work gloves, of leather or composition leather	8 694	112 116	509 535	6 153 573
42033000	Clothing accessories, belts and bandoliers, of leather or of composition leather	1 112	16 879	50 641	496 676
42034000	Clothing accessories; of leather or of composition leather, n.e.c. in heading no. 4203	2 752	28 737	30 054	234 476
42050010	Boot laces, mats, of leather or of composition leather	11	1 171	115	20 848
42050020	Industrial safety belts and harnesses of composition leather	10	1 256	89	26 376
42050030	Leather strings or chords of a kind used for jewellery or articles of personal adornment of composition leather	2 304	16 893	15 624	153 972
42050040	Articles of leather/composition leather used in machine/mechanic appliance/oth technic uses,o.t HS 4205.00.10-4205.00.30	-	216	-	13 230
42050090	Articles of leather or of composition leather n.e.c in heading 4205	16 931	281 968	299 583	5 739 209
43019000	Raw furskins, heads, tails, paws and other pieces or cuttings, suitable for furriers' use	-	620	-	10 454
43021900	Furskins, tanned/dressed,whole, w/or wo/head,tail/paws,not assembled, oth thn of mink, other than those of heading 43.03	225	33 883	710	246 823
43031000	Furskin articles; apparel and clothing accessories	88	767	575	19 185
43039090	Furskin articles; apparel and clothing accessories, n.e.c in heading 4303	-	9 599	-	154 467
43040010	Artificial fur	-	848	-	670
43040091	Artificial fur articles; sports bags	10	473	144	7 059
43040099	Artificial fur articles; other than sports bags	990	1 435	11 968	16 657
44011100	Fuel wood, in logs, in billets, in twigs, in faggots or in similar forms, from coniferous	18 340	643 322	16 632	177 595
44011200	Fuel wood, in logs, in billets, in twigs, in faggots or in similar forms, from Non - coniferous	127 780	630 515	46 603	180 354
44012100	Wood in chips or particles, from coniferous	25 000	25 011	2 500	2 506
44012200	Wood in chips or particles, from non-coniferous	57 812 540	655 395 586	5 431 653	57 324 955
44013100	Sawdust and wood waste and scrap, agglomerated in logs, briquettes, pellets or similar forms, wood pellets	17 113 301	242 591 229	1 748 144	26 763 591
44013900	Sawdust and wood waste and scrap, agglomerated in logs, briquettes, pellets or similar forms, other than wood pellets	45 150	1 196 195	25 375	652 855
44014000	Sawdust and wood waste and scrap, not agglomerated	171 095	1 867 725	39 346	655 115
44021000	Wood charcoal (including shell or nut charcoal) of bamboo, whether or not agglomerated.	5 337 571	40 735 606	1 415 737	11 110 210
44029010	Wood charcoal (including shell or nut charcoal) of coconut shell, whether or not agglomerated.	15 733 057	188 046 888	12 554 619	145 093 070

Tabel 3 : Ekspor Indonesia menurut Komoditi ( Kode HS 8 digit )

Desember 2019

Kode H S	Uraian golongan barang	Berat bersih (Kg)		Nilai F.O.B. ( U S \$ )	
		Bulan ini	Kumulatif	Bulan ini	Kumulatif
(1)	(2)	(3)	(4)	(5)	(6)
44029090	Wood charcoal (including shell or nut charcoal) other than bamboo or coconut shell, whether or not agglomerated.	22 571 949	298 347 253	8 772 359	123 914 208
44034910	Tropical wood, other than dark Red Meranti, light Red Meranti and Meranti Bakau, baulks, swalogs and veneer logs	6 151	47 629	132 935	663 625
44042010	Hoopwood, split poles, piles, picket & the like of non- coniferous, chipwood	-	51 804	-	30 518
44050010	Wood wool	-	275 180	-	85 783
44050020	Wood flour	153 570	1 631 773	94 107	869 828
44071100	Wood, coniferous, of pine (Pinus spp), sawn/chipped lengthwise, sliced/peeled, won planed, sanded/end-jointed, of thickness>6mm	32 281	595 270	45 045	792 173
44071200	Wood, coniferous, of fir (Pinus spp)&spruce, sawn/chipped lengthwise, sliced/peeled, won planed, sanded/end-jointed, thick>6mm	1 192	10 449	5 259	50 105
44071900	Wood, coniferous, n.e.c sub head 4407.11-4407.12, sawn/chipped, sliced/peeled, won planed, sanded/end-jointed, of thick>6mm	14 792	203 531	35 368	534 206
44072110	Wood, tropical wood, of mahogany (Swietenia spp), planed, sanded or end-joint	164 008	1 242 831	172 203	1 262 310
44072190	Wood, tropical wood, of mahogany (Swietenia spp), other than planed, sanded or end-joint	-	12 706	-	14 522
44072210	Wood, tropical wood of virola, imbuia and balsa, planed, sanded or end-joint	542 734	3 039 784	458 392	2 670 226
44072290	Wood, tropical wood of virola, imbuia and balsa, other than planed, sanded or end-joint	-	17 533	-	17 578
44072511	Wood, tropical wood of dark red maranti, light red meranti & meranti bakau, planed, sanded or end-joint	196 709	2 734 250	267 654	4 220 169
44072610	Wood, tropical wood of white Lauan, white meranti, white seraya, yellow meranti and alan, planed, sanded or end-joint	6 429	100 788	7 202	98 158
44072710	Wood, tropical wood of sapelli, planed, sanded or end-joint	68 896	415 317	137 083	827 221
44072810	Wood, tropical wood of iroko, planed, sanded or end-joint	-	58 643	-	113 691
44072911	Wood, tropical wood of jelutong (Dyera spp), planed, sanded or end-joint	174 352	4 272 653	294 529	6 746 572
44072921	Wood, tropical wood of kapur (Dryobalanops spp), planed, sanded or end-joint	20 446	45 554	14 166	27 444
44072931	Wood, tropical wood of kempas (Koompassia spp), planed, sanded or end-joint	9 183	347 185	7 018	225 555
44072941	Wood, tropical wood of keruing (Dipterocarpus spp), planed, sanded or end-joint	176 270	1 775 315	130 389	1 238 847
44072951	Wood, tropical wood of ramin (Gonystylus spp), planed, sanded or end-joint	-	432	-	1 809
44072961	Wood, tropical wood of teak (Tectona spp), planed, sanded or end-joint	22 167	376 884	57 342	1 359 469
44072971	Wood, tropical wood of balau (Shorea spp), planed, sanded or end-joint	38 481	644 250	21 297	402 327
44072991	Wood, tropical wood of jongkong (Dactylocladus spp.) and merbau (Intsia spp.), planed, sanded or end-jointed	14 440	334 733	13 405	325 526
44072994	Wood, tropical wood of albizia (Paraserianthes falcataria), planed, sanded or end-jointed	11 955	1 402 819	8 115	519 026
44072996	Wood, tropical wood, of rubber (Hevea brasiliensis), planed, sanded or end-jointed	4 451 132	43 221 717	2 048 945	21 595 880
44072998	Wood sawn other than hs 4406.29.91 - 4407.29.97, planed, sanded or end-jointed	1 134 542	8 488 505	1 837 378	11 695 590
44079110	Wood, non-coniferous and other than tropical wood of oak (Quercus spp), planed, sanded or end-jointed	-	10 309	-	17 120
44079210	Wood, non-coniferous and other than tropical wood of beech (Fagus spp), planed, sanded or end-jointed	-	8 368	-	39 504

Tabel 3 : Ekspor Indonesia menurut Komoditi ( Kode HS 8 digit )

Desember 2019

Kode H S	Uraian golongan barang	Berat bersih (Kg)		Nilai F.O.B. ( U S \$ )	
		Bulan ini	Kumulatif	Bulan ini	Kumulatif
(1)	(2)	(3)	(4)	(5)	(6)
44079310	Wood, non-coniferous and other than tropical wood of maple (Acer spp), planed, sanded or end-jointed	-	4 848	-	18 760
44079390	Wood, non-coniferous and other than tropical wood of maple (Acer spp), other than planed, sanded or end-jointed	-	66 244	-	68 203
44079710	Wood, non-coniferous and other than tropical wood of poplar and aspen (Populus spp), planed, sanded or end-jointed	1 610	62 515	3 359	125 638
44079910	Wood, non-coniferous and other than tropical wood other than n.e.c sub heading 4407.97, planed, sanded or end-jointed	18 845	157 793	61 817	757 536
44079990	Wood, non-coniferous & other than tropical wood other than n.e.c sub heading 4407.97, oth thn planed, sanded/end-jointed	-	44 518	-	28 551
44081010	Wood, coniferous, cedar wood pencil slats, Radiata pinewood of a kind used for blockboard manufacture, of coniferous	265 836	2 422 780	1 157 664	10 591 060
44081030	Wood, coniferous, face veneer sheets, Radiata pinewood of a kind used for blockboard manufacture, of coniferous	3 860	76 627	2 864	229 176
44081090	Wood, coniferous, oth thn cedar wood pencil slats radiata pinewood used for blockboard manufa, oth thn face veneer sheets	73 000	584 482	59 732	757 238
44083100	Dark Red Meranti, Light Red Meranti and Meranti Bakau of tropical wood, sheets for veneering, plywood and laminated wood	298 053	4 186 095	328 955	5 805 893
44083910	Wood, tropical wood, jelutong wood pencil slats, other than dark Red Meranti, Light Red Meranti and Meranti Bakau	93 324	673 934	212 923	1 667 212
44083920	Face veneer sheets of tropical wood other than Red Meranti, Light Red Meranti and Meranti Bakau	17 318	3 877 010	55 410	4 442 817
44083990	Wood, tropical wood, oth thn Jelutong wood pencil slats & face veneer sheets, oth Red Meranti, Light Red Meranti & Meranti Bakau	2 346 936	29 556 687	2 569 582	31 798 670
44089010	Face veneer sheets, of non-coniferous and other than tropical wood	1 748 624	22 422 309	1 372 224	16 633 495
44089090	Wood, nec in head 4408, sheets for veneer/plywood, oth wood sawn, slice/peel, whether/not plan, sand/end-join, thick<=6mm	2 043 162	17 338 381	2 014 361	18 500 857
44091000	Wood, coniferous, cotinuously shaped along any of its edgee, ends/faces, won planed, sanded or end-jointed	206 566	3 193 061	757 571	10 703 579
44092200	Wood, non-coniferous of tropical wood, cotinuously shaped along any of its edgee, ends/faces, won planed, sanded/end-jointed	43 545 770	472 150 206	50 263 858	564 886 788
44092900	Wood, non-coniferous, n.e.c 4409, cotinuously shaped along any of its edgee, ends/faces, won planed, sanded or end-jointed	1 750 661	26 118 771	2 606 288	35 339 332
44101100	Particle board of wood, whether or not agglomerated with resins or other organic binding substances.	6 734 956	96 398 054	1 137 608	16 762 016
44101900	Wafer board & similar board of wood nec in item 4410.1, whether/not agglomerated with resins/oth organic binding substances	60	2 191	79	1 919
44109000	Particle board, OSB, similar board of ligneous materials oth thn wood, whether/not agglomerated other than in heading 4410	-	76 635	-	49 622
44111200	Medium density fibreboard (MDF), of a thickness not exceeding 5 mm	11 810 212	156 921 268	3 780 442	47 845 292
44111300	Medium density fibreboard (MDF), of a thickness exceeding 5 mm but not exceeding 9 mm	1 794 182	45 848 705	431 351	14 235 147
44111400	Medium density fibreboard (MDF), of a thickness exceeding 9 mm	2 364 420	104 047 519	745 984	25 547 024
44119200	Fibreboard of a density exceeding 0.8 g/cm <sup>3</sup> ?	4 689	58 809	9 934	114 891
44119300	Fibreboard of a density exceeding 0.5 g/cm <sup>3</sup>   but not exceeding 0.8 g/cm <sup>3</sup>	1 092 097	45 282 106	250 662	10 405 312

Tabel 3 : Ekspor Indonesia menurut Komoditi ( Kode HS 8 digit )

Desember 2019

Kode H S	Uraian golongan barang	Berat bersih (Kg)		Nilai F.O.B. ( U S \$ )	
		Bulan ini	Kumulatif	Bulan ini	Kumulatif
(1)	(2)	(3)	(4)	(5)	(6)
44121000	Plywood, veneered panels and similar laminated wood, of bamboo	8 091	48 301	91 276	402 201
44123100	Plywood,consisting solely of sheets of wood (not bamboo),each ply 6mm/thinner,with at least 1 outer ply of tropical wood	125 116 913	1 323 846 264	105 883 607	1 227 363 657
44123300	Plywood,sheets of wood only, not bamboo, each ply<=6mm, with at least 1 outer ply of alder, ash, beech, birch,cherry,etc	3 029 323	31 626 101	3 628 165	39 408 869
44123400	Plywood,consist only sheets of wood,each ply <6 mm thick, oth w/at least 1 outer ply nonconiferous n.e.c subhead 4412.33	1 399 866	14 433 093	1 023 431	11 170 449
44123900	Plywood,consisting only of sheets of wood (not bamboo), each ply 6mm or thinner,with both outer plies of coniferous wood	418 211	49 579 318	331 935	41 356 738
44129400	Blockboard, laminboard and battenboard (not bamboo,& other than plywood consisting only of sheets of wood each ply<=6mm)	27 669 426	323 769 381	28 246 595	323 944 636
44129910	Plywood,veneered panels&similar (o.t block,lamin&batten-board, bamboo,&plywood each ply <=6mm), >=1 side faced w plastic	552 310	5 869 893	1 154 580	11 778 431
44129920	Plywood,veneered panels&similar (o.t block,lamin&batten-board, bamboo,&plywood each ply <=6mm), >=1 side faced with teak	18 047	143 823	27 940	251 874
44129930	Plywood,veneered panel&similar (o.t block,lamin&batten-board, bamboo, each ply <=6mm),>=1 side faced w oth tropical wood	58 440	2 087 576	42 002	1 800 059
44129990	Plywood,veneered panel&similar (o.t block,lamin&batten-board, bamboo, each ply <=6mm),>=1 side faced,nec subhead 4412.99	1 865 718	22 489 184	2 772 169	33 327 354
44130000	Densified wood, in blocks, plates, strips or profile shapes.	70	220	448	843
44140000	Wooden frames for paintings, photographs, mirrors or similar objects.	1 487 566	13 487 616	4 644 607	44 918 227
44151000	Wood, cases, boxes, crates, drums and similar packings, cabledrums	164 932	2 519 479	406 789	4 378 592
44152000	Wood, pallets, box pallets and other load boards, pallet collars	368 521	3 827 501	169 296	2 769 373
44160010	Wood, casks, barrels, vats, tubs and other coopers/E products and parts thereof; staves.	-	9 081	-	14 180
44160090	Wood, casks, barrels, vats, tubs and other coopers/E products and parts thereof; other than staves.	14	84 136	440	211 186
44170010	Wood, boot or shoe lasts, of wood	15	15 670	15	8 019
44170090	Wood, tools, tool bodies, tool handles, broom or brush bodies and handles, of wood	170 019	2 051 128	358 093	4 858 610
44181000	Wood, windows, French windows and their frames	109 771	1 268 165	179 167	2 181 879
44182000	Wood, doors and their frames and thresholds	7 622 339	96 811 088	15 730 230	200 948 020
44184000	Wood, shuttering for concrete constructional work	-	146 550	-	60 923
44185000	Wood, shingles and shakes	19 996	227 760	9 050	177 668
44186000	Wood,posts and beams	77 700	743 440	77 539	783 800
44187400	Wood, assembled flooring panels, not of bamboo or with at least the top layer (wear layer) of bamboo, for mosaic floors	4 816	25 964	25 225	178 682
44187500	Wood, assembled flooring panels, not of bamboo or with at least the top layer (wear layer) of bamboo, multilayer	1 944 267	23 005 533	5 501 353	67 960 756
44187900	Wood, assembled flooring panels, n.e.c in headings 4418.73-4418.75	906 611	11 946 172	2 411 045	30 763 681
44189910	Wood, builders' joinery and carpentry of wood n.e.c. in heading no. 4418, other than of bamboo, cellular wood panels	1 854 607	24 786 549	3 210 621	40 919 345
44189990	Wood, builders' joinery and carpentry of wood n.e.c. in heading 4418, oth thn of bamboo, oth thn cellular wood panels	2 700 914	40 677 919	5 194 142	73 875 394

Tabel 3 : Ekspor Indonesia menurut Komoditi ( Kode HS 8 digit )

Desember 2019

Kode H S	Uraian golongan barang	Berat bersih (Kg)		Nilai F.O.B. ( U S \$ )	
		Bulan ini	Kumulatif	Bulan ini	Kumulatif
(1)	(2)	(3)	(4)	(5)	(6)
44191100	Tableware and kitchenware, of wood; of bamboo, bread boards, chopping boards and similar boards	4 974	156 643	12 613	226 447
44191200	Tableware and kitchenware, of wood; of bamboo, chopsticks	430	83 239	119	296 938
44191900	Tableware and kitchenware, of wood; of bamboo, n.e.c. in heading 4419	2 939	62 863	35 926	379 460
44199000	Tableware and kitchenware, of wood; not of bamboo	678 332	8 140 056	1 951 017	24 356 664
44201000	Wood, statuettes and other ornaments, of wood	1 205 328	17 585 368	4 287 878	55 743 652
44209010	Wood, wooden articles of furniture not falling in Chapter 94	250 233	1 988 206	868 895	8 444 768
44209090	Wood marquetry and inlaid wood, caskets and cases for jewellery or cutlery, and similar articles, of wood	90 606	465 911	141 372	605 359
44211000	Clothes hangers of wood	10 482	61 361	90 253	498 690
44219110	Spools, cops and bobbins, sewing thread reels and the like of bamboo	1	1 004	30	2 604
44219120	Match splints of bamboo	300	7 661	150	12 859
44219130	Candy sticks, ice-cream sticks and ice-cream spoons of bamboo	-	2 321	-	7 135
44219140	Fans and handscreens, frames and handles therefor, and parts thereof of bamboo	477	1 645	19 738	22 049
44219150	Prayer beads of bamboo	27	70	318	1 032
44219160	Toothpicks of bamboo	30	33	373	391
44219190	Wood, of bamboo, articles n.e.c. HS 4421.91.10 - HS 4421.91.60	1 001	123 439	11 642	276 741
44219910	Spools, cops and bobbins, sewing thread reels and the like of wood other than of bamboo	5 456	30 537	76 296	340 344
44219930	Wooden pegs or pins for footwear other than of bamboo	-	12	-	2
44219940	Candy sticks, icecream sticks and icecream spoons other than of bamboo	-	45 981	-	84 544
44219970	Wood, fans and handscreens, frames and handles therefor, and parts thereof other than of bamboo	-	680	-	6 978
44219980	Wood, toothpicks other than of bamboo	-	2 412	-	1 888
44219993	Wood, prayer beads other than of bamboo	1	44	15	646
44219994	Wood, other beads other than of bamboo	39	4 375	169	9 160
44219996	Wood, barecore other than of bamboo	44 562 111	575 823 612	27 006 198	338 992 547
44219999	Wood, article of wood, other than bamboo, articles n.e.c. HS 4421.99.93 - HS 4421.99.96	93 716	782 555	159 824	2 414 553
45011000	Natural cork, raw or simply prepared	-	3 239	-	2 668
45019000	Waste cork, crushed, granulated or ground cork	-	154	-	217
45020000	Natural cork,debacked/roughly squared/rectangular blocks,plates,sheets/strip(incl sharpedged blanks for corks/stoppers)	-	156	-	1 595
45031000	Articles of natural cork, corks and stoppers of natural cork	-	42	-	4 684
45039000	Articles of natural cork, other than corks and stoppers of natural cork	1 090	183 688	1 355	142 538
45041000	Cork; blocks, plates, sheets and strip, tiles of any shape, solid cylinders (including discs), of agglomerated cork	-	2 623	-	5 778
45049000	Articles of agglomerated cork oth thn blocks,plates,sheets & strip,tiles of any shape, solid cylinders, including discs.	19	19 101	38	111 863
46012100	Plaiting materials, plaits and similar products of plaiting materials; mats, matting and screens, of bambo	2 702	444 140	19 581	1 306 298
46012200	Plaiting materials, plaits and similar products of plaiting materials; mats, matting and screens, of rattan	27 618	407 474	174 694	3 071 616
46012900	Plaiting materials, plaits & similar products; mats, matting&screens, of vegetable materials other than bamboo or rattan	37 622	566 462	246 679	3 141 265
46019210	Plaits and similar products of plaiting materials, whether or not assembled into strips of bamboo	195	4 574	568	21 168

Tabel 3 : Ekspor Indonesia menurut Komoditi ( Kode HS 8 digit )

Desember 2019

Kode H S	Uraian golongan barang	Berat bersih (Kg)		Nilai F.O.B. ( U S \$ )	
		Bulan ini	Kumulatif	Bulan ini	Kumulatif
		(1)	(2)	(3)	(4)
46019220	Fans and handscreens, frames and handles therefor, and parts thereof of bamboo	10 540	12 212	55 926	66 373
46019290	Plaiting materials, plaits and similar products of plaiting materials; of bamboo, n.e.c HS 4601.92.10 - HS 4601.92.20	39 371	711 306	39 888	755 577
46019310	Plaits and similar products of plaiting materials, whether or not assembled into strips of rattan	4 404	60 523	47 507	498 277
46019320	Fans and handscreens, frames and handles therefor, and parts thereof of rattan	24	2 857	1 290	52 968
46019390	Plaiting materials, plaits and similar products of plaiting materials; of rattan, n.e.c HS 4601.93.10 - HS 4601.93.20	9 286	67 858	13 943	169 571
46019410	Plaits and similar products of plaiting materials, whether or not assembled into strips of vegetable materials	304	12 244	10 622	337 010
46019490	Plaiting materials, plaits&similar products of plaiting materials,of vegetable materials,n.e.c HS 4601.94.10- 4601.94.20	170	22 693	1 225	64 578
46019910	Mats and matting of other than bamboo, rattan, and other vegetable materials	-	13 738	-	93 576
46019920	Plaits and similar products of plaiting materials, whether or not assembled into strips	11 936	396 619	71 392	2 404 977
46019930	Fans & handscreens,frames & handles therefor, & parts thereof of oth thn bamboo,rattan,& oth vegetable materials	-	5	-	136
46019990	Plaiting materials,plaits&similar prod of plaiting material, product of non-vegetable materials,nec HS 46019910-46019930	27 569	512 160	36 558	656 817
46021110	Travelling bags and suitcases of bamboo	251	6 897	780	57 342
46021190	Basketwork, wickerwork and other articles; of bamboo, n.e.c HS 4602.11.10 - HS 4602.11.20	164 962	2 053 162	587 712	6 531 762
46021210	Travelling bags and suitcases of rattan	58 702	1 122 295	261 934	3 954 688
46021220	Envelopes for bottles of rattan	16 831	16 948	1 848	4 014
46021290	Basketwork, wickerwork and other articles; of rattan, n.e.c HS 4602.12.10 - HS 4602.12.20	1 001 537	11 850 925	4 137 248	48 357 475
46021910	Travelling bags and suitcases of vegetable materials other than of bamboo and rattan	94 263	983 021	562 820	7 481 691
46021920	Envelopes for bottles of vegetable materials other than of bamboo and rattan	-	205	-	861
46021990	Basketwork, wickerwork and other articles; of vegetable materials, n.e.c HS 4602.19.10 - HS 4602.19.20	214 633	2 513 506	1 161 369	13 076 382
46029010	Travelling bags and suitcases other than of vegetable materials	2 977	152 738	41 243	1 183 261
46029020	Envelopes for bottles other than of vegetable materials	-	1	-	1
46029090	Basketwork, wickerwork and other articles; other than vegetable materials, n.e.c HS 4602.90.10 - HS 4602.90.20	22 939	419 782	169 147	2 962 375
47020000	Chemical wood pulp, dissolving grades	67 023 489	695 329 877	28 999 820	371 603 093
47032100	Chemical wood pulp, soda or sulphate, (other than dissolving grades); semi-bleached or bleached, of coniferous wood	-	12	-	6
47032900	Chemical wood pulp, soda or sulphate, (other than dissolving grades); semi-bleached or bleached, of non-coniferous wood	407 832 155	4 592 471 436	179 181 237	2 406 008 472
47062000	Pulp of fibres derived from recovered (waste and scrap) paper or paperboard	3 110 051	5 549 249	734 303	1 525 862
47063000	Pulps of fibres derived from bamboo	5 145	48 583	5 145	36 641
47069100	Pulps of fibres derived from other fibrous cellulosic material obtained by mechanical processes	-	643 076	-	1 701 404
47069200	Pulps of fibres derived from other fibrous cellulosic material obtained by chemical processes	-	0	-	5

Tabel 3 : Ekspor Indonesia menurut Komoditi ( Kode HS 8 digit )

Desember 2019

Kode H S	Uraian golongan barang	Berat bersih (Kg)		Nilai F.O.B. ( U S \$ )	
		Bulan ini	Kumulatif	Bulan ini	Kumulatif
(1)	(2)	(3)	(4)	(5)	(6)
47069300	Pulps of fibres derived obtained by a combination of mechanical and chemical processes	-	14 859	-	3 671
47071000	Recovered (waste and scrap) unbleached kraft paper or paperboard or corrugated paper or paperboard	260 008	4 277 638	35 858	678 206
47073000	Paper or paperboard; waste and scrap, made mainly of mechanical pulp (e.g newspapers, journals & similar printed matter)	1	66 486	1	13 326
47079000	Paper or paperboard;waste&scrap, of paper/paperboard n.e.c. sub heading 4707.10 - 4707.30&of unsorted waste&scrap	268 011	16 152 301	31 864	2 077 370
48010011	Newsprint; Weighing not more than 55 g/m2; In rolls, of a width exceeding 28 cm but not exceeding 36 cm	-	1 045 123	-	634 150
48010012	Newsprint; Weighing not more than 55 g/m2; In rolls, other than 4801.00.11	1 753 754	58 099 715	905 817	30 371 679
48010013	Newsprint; Weighing<=55g/m2; In sheets, square/rectangular, one side>28cm but<36cm & oth side>15cm in the unfolded state	-	4	-	7
48010014	Newsprint; Weighing <=55g/m2; In sheets, square/rectangular, one side >36 cm, & oth side >15 cm in the unfolded state	-	86 621	-	93 728
48010022	Newsprint; Weighing more than 55 g/m2; In rolls, n.e.c HS 4801.00.21	-	201	-	201
48010023	Newsprint; Weighing>55g/m2; In sheets, square/rectangular, one side>28cm but<36cm, & oth side>15cm in the unfolded state	-	9	-	14
48010024	Newsprint; Weighing >55g/m2; In sheets, square/rectangular, one side >36 cm, & oth side >15 cm in the unfolded state	1 685	22 195	1 423	12 728
48021000	Hand-made paper or paperboard	-	2	-	21
48022090	Uncoated paper&paperboard in rolls of >15 cm in width/in rectangular sheet of which no side >36 cm in the unfolded state	1 667	14 164	6 200	43 598
48024090	Wallpaper in rolls of > 15 cm width / rectangular (incl square) sheets of which no side > 36 cm in the unfolded state	-	260	-	1 544
48025429	Paperboard,oth carbon base ppr w<20g/m2, roll >15cm, width/rectangular sheet of which no side>36cm,unfold state,w<40g/m2	34 604	694 452	20 377	822 162
48025440	Uncoated paper&paperboard,used for writing,printing&oth graphic,rolls not>15cm width/rectangular sheet>36cm,unfold state	-	59 675	-	57 885
48025490	Carbonishing base paper, n.e.c HS code 4802.54.30 - HS 4802.54.50	40 305	752 790	58 916	1 160 778
48025569	Paper and paperboard of a kind used for writing, printing and other graphic purposes, of a width exceeding 15 cm	7 059 295	60 337 100	4 773 856	44 946 104
48025590	Paper and paperboard of a kind used for writing, printing and other graphic purposes, other than multi-ply paper	41 446 912	660 515 772	27 156 167	446 145 727
48025620	Fancy&ppr,w/ wtrmrk,granitizedFelt,fibre,vellumAntique-Finish/speckBlend,40-150 g/m2, 1 side<435mm&oth<297mm,unfoldState	18 672	351 434	21 216	399 604
48025641	Paper&paperboard of a kind used for writing,printing&oth graphic purposes,width<36cm in rectangular sheet,unfolded state	12 204 891	155 176 199	10 064 572	134 081 534
48025690	Paper&paperboard,used for writing,printing&oth graphic purposes,40-150 g/m2, 1 side<435mm &oth<297mm,oth multy-ply paper	133 151 576	1 619 376 931	100 261 941	1 258 257 002
48025711	Carbonising base paper, with no side > 36 cm in the unfolded state, weighing 40 g/m2 or more but not more than 150 g/m2	11 282	107 441	25 266	235 315



Tabel 3 : Ekspor Indonesia menurut Komoditi ( Kode HS 8 digit )

Desember 2019

Kode H S	Uraian golongan barang	Berat bersih (Kg)		Nilai F.O.B. ( U S \$ )	
		Bulan ini	Kumulatif	Bulan ini	Kumulatif
(1)	(2)	(3)	(4)	(5)	(6)
48025719	Carbonising base paper, with no side <= 36 cm in the unfolded state, weighing 40 g/m2 or more but not more than 150 g/m2	30 146	150 851	54 263	286 487
48025729	Paper&paperboard,used for writing, printing&oth graphic purposes, with no side <=36cm,unfolded state, weight 40-150 g/m2	8 057 780	97 967 020	5 794 442	75 617 154
48025790	Paper & paperboard, other than multi-ply paper, unfolded state, weighing 40 g/m2-150 g/m2	22 281 646	278 671 107	14 294 454	183 455 293
48025821	Fancy paper&paperboard,roll width<= 15 cm rectangular sheet w/1 side <=36cm&oth side<=15 cm, w >=150 g/m2,unfolded state	13 866	21 066	12 945	19 710
48025829	Fancy paper&paperboard,roll width > 15 cm rectangular sheet w/1 side <=36cm&oth side<=15 cm, w >=150 g/m2,unfolded state	50 108	260 135	64 063	355 436
48025831	Ppr&pprboard,for writing, printing&oth graph purpose,roll width>15 cm rect,with no side>36cm,unfolded state, w>=150 g/m2	196 860	2 192 007	188 777	2 263 802
48025839	Ppr&pprboard,for writing, printing&oth graph purpose,roll width<=15 cm rect,with no side>36cm,unfolded state,w>=150 g/m2	3 703 317	50 743 155	3 018 512	42 625 627
48025891	Paper & paperboard, weighning 150g/m2 - 225 g/m2, unfolded state, n.e.c HS 4802.58.21- HS 4802.58.40	1 479 689	25 431 746	1 067 158	18 740 885
48025899	Paper & paperboard, weighning less than 150g/m2, unfolded state, n.e.c HS 4802.58.21- HS 4802.58.40	3 671 083	37 156 257	3 099 520	32 470 055
48026159	Paper and paperboard of a kind used for writing, printing and other graphic purposes, of width > 15 cm, in roll	-	336	-	2 703
48026210	Fancy paper&paperboard, incl paper&paperboard w/watermarks sheets one side<= 36 cm & other side<= 15 cm, unfolded state	174	2 945	642	13 204
48026220	Fancy ppr&pprboard,w/wtrmrk granitizedFelt,Fibre,vellumAntique-finish/aSpeckBlend,1 side<=435mm&oth<=297mm, unfold state	-	186 450	-	497 450
48026299	Fancy paper&paperboard, oth multi-ply paper,unfolded state, in sheets 1 side<=435mm & oth<=297mm, w<150g/m2 or w>225g/m2	-	49 561	-	97 717
48026911	Paper & paperboard, used for writing,printing & oth graphic purposes,in rectangular sheets no side> 36cm,unfolded state	115	115	253	253
48026999	Paper & paperboard, other than multi-ply paper, weighing < 150 g/m2 or weighing > 225 g/m2, unfolded state	-	388 017	-	301 294
48030030	Toilet/facial tissue stock, towel or napkin stock and similar paper of cellulose wadding or of webs of cellulose fibres	780	14 979	383	17 978
48030090	Toilet/facial tissue stock, towel/napkin stock & similar paper of other than cellulose wedding/webs of cellulose fibres	67 412 778	773 496 136	64 593 173	786 096 889
48041100	Kraftliner, unbleached	74 924	1 442 619	25 110	598 662
48041900	Kraftliner, bleached	-	131 265	-	109 259
48042110	Sack kraft paper, unbleached of a kind used for making cement bags	114 395	1 198 918	75 281	804 774
48042190	Sack kraft paper, unbleached, other than of a kind used for making cement bags	51 033	300 651	33 835	199 089
48042910	Sack kraft paper, bleached of a kind used for making cement bags	-	11 988	-	9 231
48042990	Sack kraft paper, bleached, other than of a kind used for making cement bags	-	11 382	-	13 184
48043190	Kraft paper and paperboard weighing 150 g/m2 or less, unbleached, n.e.c HS 4804.31.10 - HS 4804.31.50	24 648	120 329	9 485	83 449
48043910	Kraft ppr&pprboard,150 g/m2 or less, bleached, wet strength of 40 g-60 g, used in manufacture of plywood adhesive tape	-	48	-	30

Tabel 3 : Ekspor Indonesia menurut Komoditi ( Kode HS 8 digit )

Desember 2019

Kode H S	Uraian golongan barang	Berat bersih (Kg)		Nilai F.O.B. ( U S \$ )	
		Bulan ini	Kumulatif	Bulan ini	Kumulatif
(1)	(2)	(3)	(4)	(5)	(6)
48043920	Kraft paper and paperboard weighing 150 g/m2 or less, bleached, used for making food packaging	293 990	3 921 466	417 626	5 018 237
48043990	Kraft paper and paperboard weighing 150 g/m2 or less, bleached, n.e.c HS 4804.39.10 and HS 4804.39.20	1 863 319	26 737 708	1 941 119	28 209 634
48044190	Kraft paper and paperboard weighing 150 g/m2 - 225 g/m2, unbleached, other than electrical grade insulating kraft paper	-	259 968	-	149 552
48044210	Ppr&pprboard used for making food package,bleached uniformly>95% by total of fibre content of wood fibre by a chemically	2 235	2 235	3 017	3 017
48045910	Kraft ppr&pprboard; uncoated, for making food packaging, weight 225g/m2 or more, n.e.c. in subheading 4804.51 & 4804.52	-	19	-	130
48051100	Semichemical fluting paper	23 019 474	141 724 547	7 012 885	48 778 675
48051910	Fluting paper other than semichemical and straw, weighing more than 150 g/m2 but less than 225 g/m2	5 341 197	31 797 902	2 150 643	12 280 545
48051990	Fluting paper other than semichemical and straw, other than weighing less than 150 g/m2 but more than 225 g/m2	86 667 374	566 139 554	28 595 749	199 607 297
48052400	Testliner (recycled liner board), weighing 150 g/m2 or less	8 525 178	36 716 595	2 997 692	13 382 526
48052510	Testliner (recycled liner board), Weighing >150 g/m2 and < 225 g/m2	1 114 162	9 981 673	384 325	3 898 124
48052590	Testliner (recycled liner board), weighing equal or more than 225 g/m2	-	579 396	-	263 936
48055000	Felt paper and paperboard	2 751 157	39 505 570	1 147 398	19 569 129
48059190	Paper o.t for packing of flat glass products,resin cont by weight of <=0.6% &manufacture joss paper,weight <=150 g/m2	2 589 560	32 704 856	1 372 000	18 779 001
48059210	Multiply paper and paperboard, uncoated paper and paperboard, in rolls or sheets,weighing >150 g/m2 but<225 g/m2	52 390	481 215	32 336	286 904
48059290	Uncoated paper and paperboard, in rolls or sheets,weighing >150 g/m2 but<225 g/m2, other multiply paper and paperboard	517 311	3 726 026	305 695	2 261 624
48059310	Multiply paper and paperboard, uncoated paper and paperboard, in rolls or sheets,weighing >=225 g/m2	423 616	10 056 793	216 491	5 493 579
48059390	Uncoated paper and paperboard, in rolls or sheets,weighing =>225 g/m2, o.t multiply paper & paperboard& Blotting paper	72 451	435 791	23 278	187 157
48062000	Greaseproof papers	206 112	3 005 351	345 002	4 836 479
48063000	Tracing papers	-	7 514	-	32 771
48064000	Glassine and other glazed transparent or translucent papers	39 145	650 406	75 960	1 026 357
48070000	Composite paper&paperboard, not surface?coated or impregnated, whether or not internally reinforced, in rolls or sheets.	891 696	8 929 298	570 686	5 631 285
48081000	Corrugated paper and paperboard, whether or not perforated	-	416 968	-	134 111
48089030	Paper and paperboard, embossed paper	-	16 954	-	30 244
48089090	Paper and paperboard, other than HS code 4808.90.20 - 4808.90.30	-	208 512	-	181 609
48092000	Selfcopy paper	4 285 703	57 475 115	5 885 767	78 570 008
48099090	Paper and paperboard other than carbon paper and similar copying papers	-	7	-	270
48101391	Paper and paperboard, of a width of 150 mm or less, in rolls	-	488 538	-	343 869
48101399	Paper and paperboard, other than of a width of more than 150 mm, in rolls	3 178 034	37 187 189	3 661 856	46 765 305
48101419	Printed,of a kind used for self-recording apparatus,no side > 360 mm,oth electro-encephalograph&fetal monitoring papers	-	21 671	-	26 330

Tabel 3 : Ekspor Indonesia menurut Komoditi ( Kode HS 8 digit )

Desember 2019

Kode H S	Uraian golongan barang	Berat bersih (Kg)		Nilai F.O.B. ( U S \$ )	
		Bulan ini	Kumulatif	Bulan ini	Kumulatif
(1)	(2)	(3)	(4)	(5)	(6)
48101491	Pprboard;coat kaolin/o.t inorganic subs,print/write/graphic,have<10% weight fibre chemi/mechanical,unfold,no side>360mm	-	1 419 828	-	1 003 247
48101499	Pprboard;coat kaolin/o.t inorganic subs,print/write/graphic,have<10% weight fibre chemi/mechanical,unfold,no side<=360mm	91 189	2 637 882	84 846	2 149 235
48101910	Printed,self-record apparatus,no side>360mm unfold state,have<10% weight fibre chemi/mechanical process,side>435mm&297mm	145 551	1 234 876	505 544	4 080 119
48101991	Printed,of a kind used for self-recording apparatus, of which no side>360 mm	-	4 012	-	8 465
48101999	Printed,of a kind used for self-recording apparatus, of which no side<=360 mm	1 906 690	24 226 993	2 319 234	31 095 841
48102910	Print,used for self-record apparatus,in roll of<150mm/in sheet no side>360mm unfolded state,o.t lightweight coat paper	-	543 904	-	983 625
48102991	Print,unused for self-record apparatus,in roll of<150mm/in sheet no side>360mm unfolded state,o.t lightweight coat paper	-	63 816	-	104 322
48102999	Print,unused for self-record apparatus,in roll of>=150mm/in sheet no side>360mm unfold state,o.t lightweight coat paper	13 741 529	175 482 487	10 517 543	139 336 558
48103290	Kraft paper&paperboard,bleached in rolls<=150 mm width/sheets no side > 360 mm in the unfolded state weighing >150g/m2	50 774	278 916	55 298	310 605
48103990	Kraft paper&paperboard,unbleached in rolls>150 mm width/sheets no side > 360 mm in the unfolded state	-	25 194	-	75 582
48109290	Paper and paperboard,Multi-ply,In rolls of >150 mm in width or sheets of which side >360 mm in the unfolded state	5 493 190	95 042 876	3 123 751	54 286 889
48109990	Paper&paperboard, other than multi-ply,In rolls of >150mm in width or sheets of which side>360mm in the unfolded state	-	937 042	-	618 367
48111020	Tarred,bituminised/asphalted pap&papboard,in rolls,width?15cm inRectangular(incl square)sheets of whichside?36cmunfolded	4	4	16	16
48111090	Tarred,bituminised/asphalted pap&papboard,except inRols,width>15cm/except inRetangular(inclSquare)sheetSide<36cmunfolded	8	32 844	600	90 805
48114120	Gummed/adhesive pap&papboard,self-adhesive, in rolls, width ?15cm/ in rectangular(inclSquare) sheets side ?36cm unfolded	171 985	2 363 961	426 007	6 187 215
48114190	Gummed/adhesivePap&papboard,selfadhesive, except rolls, width>15cm/exceptRectangular(inclSquare)sheetsSide?36cm,unf olded	747 282	8 180 421	1 520 122	18 170 499
48114990	Gummed/adhesive pap&papboard,o.t adhesive,exceptinRolls,width>15cm/exc in rectang(inclSquare)shetSide?36cm unfolded	24 732	765 258	49 711	1 283 420
48115199	Paper&paperboard coated, bleached,weigh>150g/m2,in rolls of <=15cm,sheet no side <36cm unfolded state,o.t floor covering	130	376	13	781
48115920	Ppr&pprboard both faces w/trans film of plastic&w/a lining alumunium foil,liquid food product,bleached,weigh<=150 g/m2	-	101 020	-	74 465
48115999	Paper&paperboard coated, bleached,weigh<=150g/m2, in roll of >15cm,sheets no side <36cm unfold state,o.t floor covering	1 584 761	11 449 662	1 749 055	14 545 535
48119049	Paper, paperboard, cellulose wadding and webs of cellulose fibres n.e.c. HS 4811.90.41 - 4811.90.42	-	14 964	-	21 553
48119091	Ppr&pprboard,cellulose wadding&web cellulose fibre,in rolls>15cm rectangular sheet no side>36cm unfold state,floor cover	-	2 855	-	6 350

Tabel 3 : Ekspor Indonesia menurut Komoditi ( Kode HS 8 digit )

Desember 2019

Kode H S	Uraian golongan barang	Berat bersih (Kg)		Nilai F.O.B. ( U S \$ )	
		Bulan ini	Kumulatif	Bulan ini	Kumulatif
(1)	(2)	(3)	(4)	(5)	(6)
48119099	Paper, paperboard, cellulose wadding and webs of cellulose fibres n.e.c. HS 4811.90.91 - 4811.90.92	211 270	2 961 988	841 252	14 009 669
48131000	Cigarette paper, in the form of booklets or tubes.	47 227	692 399	1 365 723	23 938 624
48132000	Cigarette paper, in rolls of a width not exceeding 5 cm	976 913	14 261 719	1 877 326	26 121 473
48139010	Cigarette paper, in rolls of a width exceeding 5 cm, coated	396 989	604 776	656 865	1 009 614
48139090	Cigarette paper, in rolls of a width exceeding 5 cm, not coated	409 355	2 081 010	1 194 727	10 271 794
48142090	Wallpaper&similar wall covering,consist of paper coated/covered,on the face side,grained,embossed,coloured,width>60cm	-	3	-	1
48162010	Selfcopy paper, in rolls of a width exceeding 15 cm but not exceeding 36 cm	1 048 350	16 248 541	1 455 078	22 401 001
48162090	Selfcopy paper, in rolls except of a width exceeding 15 cm but exceeding 36 cm	3	1 962 471	9	2 757 728
48169020	Paper; other copying papers (other than those of heading no. 4809), n.e.c. in item no. 4816.20	2	2	2	2
48169040	Paper; heat transfer papers (other than those of heading no. 4809), n.e.c. in item no. 4816.20	-	1	-	4
48169090	Paper; carbon paper&other copying/transfer papers (o.t those of heading no. 4809), n.e.c. HS 4816.20.10-4816.90.50	-	2	-	50
48171000	Envelopes	356 797	2 160 738	706 007	4 411 500
48172000	Letter cards, plain postcards and correspondence cards	808	822	3 208	3 267
48173000	Boxes, pouches, wallets and writing compendiums, of paper or paperboard, containing an assortment of paper stationery	13 388	13 586	22 815	23 994
48181000	Toilet paper	1 522 217	16 188 816	2 292 147	26 125 711
48182000	Handkerchiefs, cleansing or facial tissues and towels	3 201 951	38 327 350	5 205 323	63 934 212
48183010	Tablecloths	-	246	-	2 909
48183020	Serviettes	119 664	1 872 383	212 563	3 186 124
48189000	Cellulose wadding or webs of cellulose fibres, oth thn hs code 4818.10.00 - 4818.50.00	209 428	3 550 204	316 298	4 392 655
48191000	Cartons, boxes and cases, of corrugated paper or paperboard	930 936	13 101 326	841 124	12 111 094
48192000	Folding cartons, boxes and cases, of noncorrugated paper or paperboard	699 595	28 785 675	1 272 427	41 468 020
48193000	Sacks and bags, having a base of a width of 40 cm or more	36 037	1 843 923	154 392	4 959 940
48194000	Paper&paperboard; sacks&bags, including cones, of paper, paperboard, cellulose wadding/fibres, having a base width <40cm	1 075 382	24 166 284	3 638 383	67 139 922
48195000	Paper&paperboard;packing container,inclde record sleeve,of paper,paperboard,cellulose wadding/fibre,nec in heading 4819	644 488	8 475 972	2 195 543	32 097 535
48196000	Box files, letter trays, storage boxes and similar articles, of a kind used in offices, shops or the like	79 644	864 029	78 266	953 515
48201000	Registers, account books, note books, order books, receipt books, letter pads, memorandum pads, diaries&similar articles	3 279 816	37 947 715	4 836 521	58 515 025
48202000	Exercise books	927 269	50 025 046	1 213 909	60 459 564
48203000	Binders (other than book covers), folders and file covers	246 863	2 636 241	575 878	5 732 317
48204000	Manifold business forms and interleaved carbon sets	-	52 176	-	57 087
48205000	Albums for samples or for collections	3 616	48 950	61 495	635 111
48209000	Registers, account books, note books, order books,etc, other than HS code 4820.10.00-4820.50.00	554 670	6 046 046	765 594	5 686 008
48211010	Label for jewellery, incl objects of personal adornment /porsonal use in the pocket, in handbag / on the person, printed	6	1 923	42	12 860
48211090	Label for jewellery, incl objects of personal adornment /porsonal unuse in the pocket, in handbag/on the person, printed	94	15 987	152	80 382

Tabel 3 : Ekspor Indonesia menurut Komoditi ( Kode HS 8 digit )

Desember 2019

Kode H S	Uraian golongan barang	Berat bersih (Kg)		Nilai F.O.B. ( U S \$ )	
		Bulan ini	Kumulatif	Bulan ini	Kumulatif
		(1)	(2)	(3)	(4)
48219090	Label for jewellery,incl objects of personal adornment/porsonal unuse in the pocket,in handbag/on the person,not printed	419	6 347	7 389	66 035
48221010	Bobbin, spool, cop supports paper pulp,paper/paperboard(perforated/hardened/not), used for winding textile yarn,cone	166 714	3 678 397	161 811	3 704 989
48221090	Bobbin, spool, cop support paper pulp,paper/paperboard(perforated/hardened/not), used for winding textile yarn, o.t cone	9 014	90 231	14 018	137 230
48229090	Bobbin, spool, cop support paper pulp,paper/paperboard(perforated/hardened/not),unused for winding textile yarn,o.t cone	125 554	2 011 327	158 652	2 796 948
48232010	Filter paper and paperboard, In strips, rolls or sheets	85 696	4 854 067	46 850	2 017 873
48232090	Filter paper and paperboard, other than in strips, rolls or sheets	-	45	-	80
48234090	Rolls, sheets and dials, printed for selfrecording apparatus, not for electromedical apparatus	204 167	4 997 307	275 890	7 412 850
48236900	Trays, dishes, plates, cups and the like, of paper or paperboard, o.t of bamboo	164 558	6 402 890	562 755	19 624 743
48237000	Moulded or pressed articles of paper pulp	-	13 438	-	126 130
48239020	DisplayCardforJewellery,inclObj ofPersonal adornmentArticlesofpersonal useNormally caried inthepocket,inhandbag/onperson	-	34 876	-	16 411
48239040	Paper tube sets of a kind used for the manufacture of fireworks	272	372	4 521	6 293
48239091	Silicone paper	-	5	-	17
48239092	Joss paper	251 404	8 281 173	127 047	5 183 077
48239096	Kraft paper, cut to shape other than rectangular or square	35 288	519 420	60 670	925 340
48239099	Kraft paper, n.e.c. HS code 4823.90.91 - 4823.90.96	143 636	2 626 117	412 916	4 420 673
49011000	Printed books, brochures, leaflets and similar printed matter, in single sheets, whether or not folded	21 682	953 220	50 761	3 341 275
49019100	Dictionaries and encyclopaedias, and serial instalments thereof	-	98	-	1 776
49019910	Educational, technical, scientific, historical or cultural books	335 471	2 479 925	688 437	5 485 580
49019990	Printed books, other than educational, technical, scientific, historical or cultural books	58 961	753 493	136 329	2 824 933
49021000	Newspapers, journals&periodicals, illustrated &containing advertising material/not, appearing at least four times a week	427	4 822	1 007	11 001
49029010	Educational, technical, scientific, historical or cultural journals and periodicals	1 253	17 004	2 924	35 845
49029090	Newspaper, journals,& periodicals, oth thn educational, technical, scientific,historical/cultural journals & periodicals	1 982	21 082	4 406	75 383
49030000	Children's picture, drawing or colouring books.	26 130	264 229	111 718	1 093 743
49040000	Music, printed or in manuscript, whether or not bound or illustrated.	-	2	-	48
49051000	Globes, printed	357	770	27 978	52 712
49059100	Maps&hydrographic/similar charts of all kinds,incluing atlases,wall maps&topographical plans,printed,ln book form	370	13 068	1 475	20 424
49059900	Maps&hydrographic /similar charts of all kinds,incluing atlases,wall maps&topographical plans,printed,not in book form	14	342	224	3 017
49060000	Plans&drawingsforArchitectural, engineering,industry,trade, topographic,handwriting, photographReproduction&carbonCopies	28	1 163	175	247 602
49070021	Unused postage stamps	-	2 626	-	62 500
49070029	Revenue or similar stamps	1	182 876	21	1 168 560
49070040	Stock, share or bond certificates and similar documents of title, cheque forms	264	28 781	2 225	1 093 324

Tabel 3 : Ekspor Indonesia menurut Komoditi ( Kode HS 8 digit )

Desember 2019

Kode H S	Uraian golongan barang	Berat bersih (Kg)		Nilai F.O.B. ( U S \$ )	
		Bulan ini	Kumulatif	Bulan ini	Kumulatif
(1)	(2)	(3)	(4)	(5)	(6)
49070090	Stamp/postage, stampPaper, banknotes, chequeForm, stock, bond certificates&similarDocument, n.e.c HS 49070010-49070040	4	729 224	132	3 010 072
49081000	Transfers (decalcomanias), vitrifiable	3 102	58 528	12 646	412 164
49089000	Transfers (decalcomanias), not vitrifiable	987	43 918	36 770	810 314
49090000	Printed/illustratedPostcard, print CardsBearing, message/ announcements, whit/notIllustrated, with/o envelopes/trimmings.	60 066	1 062 104	207 123	5 254 159
49100000	Calendars of any kind, printed, including calendar blocks.	41 039	142 615	101 305	693 315
49111010	Catalogues listing only educational, technical, scientific, historical or cultural books and publications	98	6 564	802	61 117
49111090	adv Material, comercialCatalog, apartCatalogues listing onllyeduca, technic, scient, histori/cultural books&publications	7 340	359 426	190 064	1 948 830
49119110	Designs	22	8 544	192	62 055
49119129	Pictures and photographs, of a kind to be mounted for instructional purposes, other than Anatomical and botanical	30	485	474	5 378
49119139	Pictures and photographs, other than kind to be mounted for instructional purposes, other than Anatomical and botanical	10	477	20	3 220
49119910	Printed card for jewellery/small object of person adornment/article of personal use normal carry in the pocket, handbag	929	13 792	2 254	85 014
49119920	Printed labels for explosives	-	2 304	-	1 136
49119930	Printed for educational, technical, scientific, historical or cultural material printed on a set of cards	12	12	48	48
49119990	Printed matter,apart advertsimaterial, commercial cataloguess,escPictures, design&photographs,n.e.c HS 49119910-49119930	201 000	1 532 618	459 297	4 589 667
50050000	Yarn spun from silk waste, not put up for retail sale.	-	3	-	3
50060000	Silk yarn and yarn spun from silk waste, put up for retail sale, silkworm gut.	7 333	59 970	68 533	582 444
50071020	Woven fabrics of noil silk, Unbleached or bleached	-	4	-	4
50071030	Woven fabrics of noil silk, Printed by the traditional batik process	294	4 860	8 256	30 346
50071090	Woven fabrics of noil silk, other than Unbleached or bleached and printed by the traditional batik process	14	95	124	1 427
50072020	Woven fabrics, containing 85% or more by weight of silk or of silk waste other than noil silk, unbleached/bleached	-	568	-	540
50072090	Woven fabrics,cont<=85% by weight of silk/of silk waste o.t noil silk, o.t unbleach/bleach&print by traditional batik	-	13 515	-	13 605
50079020	Woven fabrics,containing less than 85% by weight/of silk waste other than noil silk, unbleached or bleached	-	12 821	-	225 254
50079030	Woven fabrics,containing less than 85% by weight/of silk waste other than noil silk,print by traditional batik process	25	25	6 543	6 543
50079090	Woven fabrics,cont<85% by weight/of silk waste o.t noil silk,o.t unbleach/bleach&print by traditional batik process	1 762	13 715	10 512	100 273
51021900	Fine animal hair, not carded or combed, other than of Kashmir (cashmere) goats	17	17	17	17
51022000	Coarse animal hair, not carded or combed	-	50	-	122
51061000	Yarn of carded wool, not put up for retail sale, containing 85 % or more by weight of wool	2	35	105	1 048
51062000	Yarn of carded wool, not put up for retail sale, containing less than 85 % by weight of wool	-	422	-	2 805
51071000	Yarn of combed wool, not put up for retail sale, containing 85 % or more by weight of wool	20 760	86 804	145 716	627 155

Tabel 3 : Ekspor Indonesia menurut Komoditi ( Kode HS 8 digit )

Desember 2019

Kode H S	Uraian golongan barang	Berat bersih (Kg)		Nilai F.O.B. ( U S \$ )	
		Bulan ini	Kumulatif	Bulan ini	Kumulatif
(1)	(2)	(3)	(4)	(5)	(6)
51072000	Yarn of combed wool, not put up for retail sale, containing less than 85 % by weight of wool	-	303	-	170
51091000	Yarn of wool /of fine animal hair, put up for retail sale, containing 85 % /more by weight of wool / of fine animal hair	-	58	-	1 677
51100000	Yarn of coarse animal hair or of horsehair (including gimped horsehair yarn), whether or not put up for retail sale.	4 875	37 887	2 355	19 216
51111900	Woven fabrics of carded wool/fine animal hair,containing>=85% by weight of wool/fine animal hair, weight >300 g/m2	-	29	-	783
51112000	Woven fabric of carded wool/fine animal hair,cont<85% by weight of wool/fine animal hair,mix mainly w/ manmade filament	-	993	-	967
51113000	Woven fabric of carded wool/fine animal hair,cont<85% weight of wool/fine animal hair,mix mainly w/manmade staple fibres	-	19	-	10
51121100	Woven fabrics of combed wool/fine animal hair,containing>=85% by weight of wool/fine animal hair, weight ?200 g/m2	29	19 077	819	130 641
51121910	Woven fabric of comb wool/fine animal hair,cont>=85%weight of wool/fine animal hair,weight>200g/m2,print trad batik proc	-	598	-	24 197
51121990	Woven fabric of comb wool/fine animal hair,cont>=85%weight of wool/fine animal hair,weight>200g/m2,o.t print trad batik	22 651	24 876	21 678	32 690
51122000	Woven fabric of combed wool/fine animal hair,cont<85% by weight of wool/fine animal hair,mix mainly w/ manmade filament	6	5 197	225	26 545
51123000	Woven fabric of combed wool/fine animal hair,cont<85% weight of wool/fine animal hair,mix mainly w/ manmade staple fibre	3 515	3 565	3 263	5 027
51129000	Woven fabrics of combed wool or of combed fine animal hair, other than HS 5112.11 - 5112.30	1 321	4 399	1 227	171 284
52010000	Cotton, not carded or combed	67 831	1 020 709	88 893	1 335 045
52021000	Cotton yarn waste (including thread waste)	86 064	1 048 056	101 219	1 419 847
52029100	Cotton waste, garnetted stock	-	281 624	-	266 553
52029900	Cotton waste, other than yarn waste and garnetted stock	912 812	11 373 451	1 019 854	12 213 356
52030000	Cotton, carded or combed	1 053 576	21 801 278	1 707 480	30 609 567
52041190	Cotton sewing thread, not put up for retail sale, containing 85 % or more by weight of cotton, bleached	12	539	36	25 001
52041900	Cotton sewing thread, not put up for retail sale, containing less than 85 % by weight of cotton	664	19 164	1 190	34 706
52042000	Cotton sewing thread, put up for retail sale	1 717	16 245	597	8 567
52051100	Single cotton yarn, of uncombed fibres,contain?85%,not for retail sale,measuring ?714.29 decitex (?14 metric number)	1 373 974	15 548 392	2 054 463	22 874 705
52051200	Single cotton yarn,uncomb fibre,cont?85%,not for retail sale,measure <714.29 but ?232.56 decitex(>14but?43metric number)	6 620 914	82 476 445	14 123 152	195 812 219
52051300	Single cotton yarn,uncomb fibre,cont?85%,not for retail sale,measure <232.56 but ?192.31 decitex(>43but?52metric number)	1 937 552	17 444 772	4 515 817	47 135 644
52051400	Single cotton yarn,uncombed fibres,cont?85 %,not for retail sale,measure<192.31 but ?125decitex(>52but?80 metric number)	1 005 164	22 489 781	2 627 028	54 052 550
52051500	Single cotton yarn,uncombed fibres,containing ?85 %, not for retail sale, measuring <125 (exceeding 80 metric number)	798	966	2 158	3 419
52052100	Single cotton yarn,combed fibres, containing ?85%,not for retail sale,measuring ?714.29 decitex (?14metric number)	207 987	1 747 700	527 812	4 558 972

Tabel 3 : Ekspor Indonesia menurut Komoditi ( Kode HS 8 digit )

Desember 2019

Kode H S	Uraian golongan barang	Berat bersih (Kg)		Nilai F.O.B. ( U S \$ )	
		Bulan ini	Kumulatif	Bulan ini	Kumulatif
(1)	(2)	(3)	(4)	(5)	(6)
52052200	Single cotton yarn,combed fibre,cont?85%,not for retail sale,measure <714.29 but ?232.56 decitex(>14but?43metric number)	680 451	9 976 591	1 865 267	29 423 251
52052300	Single cotton yarn,combed fibre,cont?85%,not for retail sale,measure <232.56 but ?192.31 decitex(>43but?52metric number)	1 357 587	16 119 286	3 786 571	49 731 785
52052400	Single cotton yarn,combed fibre,cont?85%,not for retail sale,measure <192.31 but ?125 decitex(>52but?80metric number)	1 585 764	21 494 496	4 931 674	68 735 881
52052600	Single cotton yarn,combed fibre,cont?85%,not for retail sale,measure <125 but ?106.38 decitex(>80but?94metric number)	-	5 443	-	35 975
52052700	Single cotton yarn,combed fibre,cont?85%,not for retail sale,measure <106.38 but ?83.33 decitex(>94but?120metric number)	14 515	130 818	98 691	927 315
52052800	Single cotton yarn,combed fibre,cont?85%,not for retail sale,measure <83.33 decitex (exceeding 120 metric number)	5 443	16 330	39 264	121 601
52053100	Multiple(folded)/cable cotton yarn,uncombed fibre,cont?85%,not for retail sale,measure ?714.29 decitex(?14metric number)	-	698	-	8 172
52053200	Multiple(folded)/cable cotton yarn,uncomb fibre,cont?85%,notfor retail,measure <714.29but?232.56decitex(>14but?43metric)	75 303	1 438 741	189 170	3 732 736
52053300	Multiple(folded)/cable cotton yarn,uncomb fibre,cont?85%,notfor retail,measure <232.56but?192.31decitex(>43but?52metric)	80 877	1 136 805	275 984	3 933 107
52053400	Multiple(folded)/cable cotton yarn,uncomb fibre,cont?85%,not for retail,measure <192.31but?125 decitex (>52but?80metric)	17 600	186 021	65 653	695 335
52053500	Multiple(folded)/cable cotton yarn,uncombed fibre,containing?85%,not for retail,measure <125 decitex (>80 metric)	1 024	52 532	3 152	165 326
52054200	Multiple(folded)/cable cotton yarn,combed fibre,cont?85%,notfor retail,measure <714.29but?232.56decitex(>14but?43metric)	29	53 175	293	231 444
52054300	Multiple(folded)/cable cotton yarn,combed fibre,cont?85%,notfor retail,measure <232.56but?192.31decitex(>43but?52metric)	9 526	153 508	35 533	588 295
52054400	Multiple(folded)/cable cotton yarn,combed fibre,cont?85%,not for retail,measure <192.31but?125 decitex (>52but?80metric)	28 497	537 130	118 723	2 122 443
52054600	Multiple(folded)/cable cotton yarn,combed fibre,cont?85%,not for retail,measure <125but?106.38 decitex (>80but?94metric)	37	96	405	1 047
52054700	Multiple(folded)/cable cotton yarn,comb fibre,cont?85%,not for retail,measure<106.38but?83.33 decitex (>94but?120metric)	20 037	128 853	120 301	873 485
52054800	Multiple(folded)/cable cotton yarn,uncombed fibre,containing?85%,not for retail,measure <83.33 decitex (>120 metric)	-	12 433	-	124 308
52061100	Single cotton yarn, of uncombed fibres,contain<85%,not for retail sale,measuring ?714.29 decitex (?14 metric number)	1 075 701	12 790 138	1 053 357	13 912 636
52061200	Single cotton yarn,uncomb fibre,cont<85%,not for retail sale,measure <714.29 but ?232.56 decitex(>14but?43metric number)	170 794	5 253 088	248 685	8 193 533
52061300	Single cotton yarn,uncomb fibre,cont<85%,not for retail sale,measure <232.56 but ?192.31 decitex(>43but?52metric number)	10 705	433 357	55 867	1 211 665
52061400	Single cotton yarn,uncombed fibres,cont<85 %,not for retail sale,measure<192.31 but ?125decitex(>52but?80 metric number)	37 154	737 284	99 682	2 653 390



Tabel 3 : Ekspor Indonesia menurut Komoditi ( Kode HS 8 digit )

Desember 2019

Kode H S	Uraian golongan barang	Berat bersih (Kg)		Nilai F.O.B. ( U S \$ )	
		Bulan ini	Kumulatif	Bulan ini	Kumulatif
(1)	(2)	(3)	(4)	(5)	(6)
52061500	Single cotton yarn,uncombed fibres,containing <85 %, not for retail sale, measuring <125 (exceeding 80 metric number)	-	462 879	-	1 169 412
52062100	Single cotton yarn,combed fibres, containing <85%,not for retail sale,measuring ?714.29 decitex (?14metric number)	284 691	4 052 060	293 872	5 406 816
52062200	Single cotton yarn,combed fibre,cont<85%,not for retail sale,measure <?714.29 but ?232.56 decitex(>14but?43metric number)	616 708	5 947 987	1 508 129	15 790 034
52062300	Single cotton yarn,combed fibre,cont<85%,not for retail sale,measure <232.56 but ?192.31 decitex(>43but?52metric number)	1 255 834	13 669 652	3 231 778	38 266 606
52062400	Single cotton yarn,combed fibre,cont<85%,not for retail sale,measure <192.31 but ?125 decitex(>52but?80metric number)	296 030	2 560 480	811 258	8 168 890
52062500	Single cotton yarn,combed fibre,containing<85%,not for retail sale,measuring <125 decitex (>80metric number)	-	13 215	-	82 131
52063100	Multiple(folded)/cable cotton yarn,uncombed fibre,cont<85%,not for retail sale,measure ?714.29 decitex(?14metric number)	35 905	78 015	60 320	111 864
52063400	Multiple(folded)/cable cotton yarn,uncomb fibre,cont<85%,not for retail,measure <192.31but?125 decitex (>52but?80metric)	-	203	-	603
52064100	Multiple(folded)/cable cotton yarn,combed fibre,cont<85%,not for retail sale,measure ?714.29 decitex(?14metric number)	-	17 435	-	51 376
52064200	Multiple(folded)/cable cotton yarn,combed fibre,cont<85%,notfor retail,measure <?714.29but?232.56decitex(>14but?43metric)	9 000	9 000	25 095	25 095
52064300	Multiple(folded)/cable cotton yarn,combed fibre,cont<85%,notfor retail,measure <232.56but?192.31decitex(>43but?52metric)	37 645	226 482	104 321	673 868
52064400	Multiple(folded)/cable cotton yarn,combed fibre,cont<85%,not for retail,measure <192.31but?125 decitex (>52but?80metric)	-	36 288	-	152 321
52071000	Cotton yarn (other than sewing thread) put up for retail sale,containing 85% or more by weight of cotton	434	84 963	4 768	265 376
52079000	Cotton yarn (other than sewing thread) put up for retail sale,containing less than 85% by weight of cotton	37 784	112 332	79 570	218 886
52081100	Woven fabrics of cotton, containing ?85% by weight of cotton, unbleached, plain weave weighing <= 100 g/m2	111 772	1 334 615	643 800	7 177 398
52081200	Woven fabrics of cotton, containing ?85% by weight of cotton, unbleached, plain weave weighing > 100 g/m2	226 561	2 992 497	1 153 219	16 951 683
52081300	Woven fabrics of cotton, containing ?85% by weight of cotton, unbleached, 3 or 4 thread twill including cross twill	51 517	810 107	204 088	3 384 785
52081900	Woven fabrics of cotton, containing ?85% by weight of cotton, unbleached, other than HS 5208.11-5208.13	56 903	1 035 648	258 348	5 960 331
52082100	Woven fabrics of cotton, containing ?85% by weight of cotton, bleached, plain weave weighing <= 100 g/m2	907	23 657	15 798	205 019
52082200	Woven fabrics of cotton, containing ?85% by weight of cotton, bleached, plain weave weighing > 100 g/m2	25 111	325 973	276 862	3 100 737
52082300	Woven fabrics of cotton, containing ?85% by weight of cotton, bleached, 3 or 4 thread twill including cross twill	10 229	25 577	92 002	251 743
52082900	Woven fabrics of cotton, containing ?85% by weight of cotton, bleached, other than HS 5208.21-5208.23	4 720	119 777	42 422	532 200
52083110	Voile, woven fabrics of cotton, containing ?85% by weight of cotton, dyed, plain weave,weight <=100 g/m2	-	9 838	-	6 494

Tabel 3 : Ekspor Indonesia menurut Komoditi ( Kode HS 8 digit )

Desember 2019

Kode H S	Uraian golongan barang	Berat bersih (Kg)		Nilai F.O.B. ( U S \$ )	
		Bulan ini	Kumulatif	Bulan ini	Kumulatif
		(1)	(2)	(3)	(4)
52083190	Woven fabrics of cotton, containing ≥85% by weight of cotton, dyed, plain weave, weight ≤100 g/m <sup>2</sup> , other than voile	-	65 961	-	676 542
52083200	Woven fabrics of cotton, containing ≥85% by weight of cotton, dyed, plain weave, weight >100 g/m <sup>2</sup>	47 777	810 132	418 403	6 310 035
52083300	Woven fabrics of cotton, containing ≥85% by weight of cotton, dyed, 3 or 4 thread twill, including cross twill	-	4 300	-	15 680
52083900	Woven fabrics of cotton, containing ≥85% by weight of cotton, dyed, other than HS 5208.31-5208.33	15 646	182 251	182 534	2 698 200
52084110	Ikat fabric, woven fabric of cotton, containing ≥85% by weight of cotton, of yarn of different colour, plain weave, weight ≤100g/m <sup>2</sup>	-	166	-	940
52084190	Woven fabric of cotton, containing ≥85% weight of cotton, of yarn of different colour, plain weave, weight ≤100g/m <sup>2</sup> , o.t ikat fabric	-	397	-	3 293
52084290	Woven fabric of cotton, containing ≥85% weight of cotton, of yarn of different colour, plain weave, weight >100g/m <sup>2</sup> , o.t ikat fabric	830	28 730	9 551	157 361
52084300	Woven fabric, containing ≥85% weight of cotton, of different colour yarn, plain weave, weight >100g/m <sup>2</sup> , 3 or 4 thread twill, incl cross twill	574	12 177	7 112	25 604
52084900	Woven fabric, containing ≥85% weight of cotton, of different colour yarn, plain weave, weight >100g/m <sup>2</sup> , o.t HS 5208.41-5208.43	383	14 237	7 936	347 443
52085110	Plain weave, containing ≥85% weight of cotton, weighing not more than 100g/m <sup>2</sup> printed by the traditional batik process	178	1 911	235	23 893
52085190	Plain weave, containing ≥85% weight of cotton, weighing not more than 100g/m <sup>2</sup> printed not by the traditional batik process	507	79 761	14 320	977 969
52085210	Plain weave, containing ≥85% weight of cotton, weighing more than 100g/m <sup>2</sup> printed by the traditional batik process	20 317	302 180	412 213	5 521 413
52085290	Plain weave, containing ≥85% weight of cotton weighing more than 100g/m <sup>2</sup> printed not by the traditional batik process	75 262	734 221	1 063 153	10 573 604
52085910	Woven fabrics other than plain weave, weighing <200 g/m, containing ≥85% weight of cotton, printed by traditional batik process	737	67 280	9 806	866 466
52085920	Woven fabric other than plain weave, weighing <200g/m, containing ≥85% weight of cotton, 3-thread/4-thread twill, including cross twill	-	2 029	-	11 090
52085990	Woven fabric o.t plain weave & 3-thread/4-thread twill incl cross twill, weighing <200g/m, containing ≥85% weight of cotton	44 079	189 754	414 204	1 878 228
52091110	Plain weave, Duck and canvas, unbleached, containing 85 % or more by weight of cotton, weighing more than 200 g/m <sup>2</sup>	-	942	-	3 516
52091190	Plain weave, o.t Duck and canvas, unbleached, containing 85 % or more by weight of cotton, weighing more than 200 g/m <sup>2</sup>	37 074	810 422	350 206	5 638 264
52091200	Woven fabric, unbleached, 3 or 4-thread twill incl cross twill, containing ≥85% by weight of cotton, weighing >200g/m <sup>2</sup> ,	47 191	786 522	204 754	3 274 373
52091900	Woven fabric, unbleached, o.t plain weave & 3 or 4-thread twill incl cross twill, containing ≥85% by weight of cotton, weight >200g/m <sup>2</sup>	15 717	137 520	43 907	907 188
52092100	Plain weave, bleached, containing 85 % or more by weight of cotton, weighing more than 200 g/m <sup>2</sup>	9 804	155 506	45 600	301 287
52092200	Woven fabric, bleached, 3 or 4-thread twill incl cross twill, containing ≥85% by weight of cotton, weighing >200g/m <sup>2</sup> ,	36 231	168 761	248 472	1 792 693

Tabel 3 : Ekspor Indonesia menurut Komoditi ( Kode HS 8 digit )

Desember 2019

Kode H S	Uraian golongan barang	Berat bersih (Kg)		Nilai F.O.B. ( U S \$ )	
		Bulan ini	Kumulatif	Bulan ini	Kumulatif
		(1)	(2)	(3)	(4)
52092900	Woven fabric,bleached,o.t plain weave&3or4-thread twill incl cross twill,contain>=85%by weight of cotton,weight>200g/m2	4 168	47 863	23 923	291 314
52093100	Plain weave, dyed, containing 85 % or more by weight of cotton, weighing more than 200 g/m2	51	46 642	519	158 833
52093200	Woven fabric, dyed, 3 or 4-thread twill incl cross twill, containing >=85% by weight of cotton, weighing >200g/m2	1 218	143 935	8 612	925 101
52093900	Woven fabric,dyed,o.t plain weave&3or4-thread twill incl cross twill,contain>=85%by weight of cotton,weight>200g/m2	37 398	225 375	255 277	1 407 092
52094100	Plain weave, of yarns of different colours, containing 85 % or more by weight of cotton, weighing more than 200 g/m2	-	1 193	-	35 840
52094200	Denim, of yarns of different colours, containing 85 % or more by weight of cotton, weighing more than 200 g/m2	46 326	994 271	149 938	4 551 530
52094300	Woven fabric,of yarns of diff colours, 3 or 4-thread twill incl cross twill,cont>=85% by weight of cotton,weight>200g/m2	2 977	15 390	23 328	107 746
52094900	Wvn fabric,of yarns diff colors,o.t plain weave&denim&3or4-thread twill&cross twill,cont>=85%by weight of cott,w>200g/m2	267	6 593	5 418	94 983
52095110	Plain weave, printed by the traditional batik process, containing >=85% by weight of cotton, weighing more than 200g/m2	14 639	130 900	87 782	1 048 434
52095190	Plain weave, printed not by the traditional batik process, containing >=85% by weight of cotton, weighing >200g/m2	-	11 413	-	65 292
52095210	Wofen fabrics, 3 or 4 thread twill incl cross twill, printed by traditional batik process, >=85% cotton, weight>200g/m2	-	32 379	-	234 226
52095290	Wofen fabrics, 3 or 4 thread twill incl cross twill, printed not by traditional batik process, >=85% cotton, w>200g/m2	-	4 534	-	44 063
52095910	Wvn fabric o.t plain weave&3-thread/4-thread twill&cross twill,print by traditional batik process,w>200g/m,cont?85%cott	2 116	5 172	6 672	22 479
52095990	Wvn fabric o.t plain weave&3 or 4 thread twill&cross twill,print not by traditional batik process,w>200g/m,cont?85%cott	5 027	169 603	111 773	3 236 104
52101100	Woven fabric,unbleached, plain weave < 85% cotton mixed mainly or solely with man-made fibres, weight<200g/m2	358 958	2 778 141	1 465 622	12 994 191
52101900	Wvn fabric,unbleached, of weave n.e.c. in item no.5210.1, < 85% ctn mixed mainly/solely with man-made fibres, w<200g/m2	45 091	136 825	163 153	592 581
52102100	Woven fabric, bleached, plain weave < 85% cotton mixed mainly or solely with man-made fibres, weight<200g/m2	30 262	494 413	336 707	4 500 833
52102900	Wvn fabric,bleached, of weave n.e.c. in item no.5210.2, < 85% ctn mixed mainly/solely with man-made fibres, w<200g/m2	25 650	237 858	344 200	2 998 730
52103100	Woven fabric, dyed, plain weave < 85% cotton mixed mainly or solely with man-made fibres, weight<200g/m2	64 342	531 173	453 595	3 957 977
52103200	Wvn fabric,dyed,plain weave<85%cttn mix mainly/solely with man-made fibres,w<200g/m2, 3or4-thread twill,incl cross twill	-	7 134	-	114 502
52103900	Wvn fabric,dyed, of weave n.e.c. in item no.5210.3, < 85% ctn mixed mainly/solely with man-made fibres, w<200g/m2	10 421	113 997	109 010	1 304 517

Tabel 3 : Ekspor Indonesia menurut Komoditi ( Kode HS 8 digit )

Desember 2019

Kode H S	Uraian golongan barang	Berat bersih (Kg)		Nilai F.O.B. ( U S \$ )	
		Bulan ini	Kumulatif	Bulan ini	Kumulatif
(1)	(2)	(3)	(4)	(5)	(6)
52104110	Wvn fabric, of yarns diff colour, plain weave <85% cttm mixed mainly/solely with man-made fibres, w<200g/m2, ikat fabric	11 491	129 967	92 278	1 033 826
52104190	Wvn fabric, of yarns diff colour, plain weave <85% cttm mix mainly/solely with man-made fibres, w<200g/m2, oth ikat fabric	8	9 357	112	145 265
52104900	Wvn fabric, of yarn diff col, of weave n.e.c. in item no.5210.4, <85% cttm mix mainly/solely with man-made fibres, w<200g/m2	47	50 214	412	381 618
52105190	Wvn fabric, oth printed by traditional batik process, plain weave <85% cttm mix mainly/solely with man-made fibres, w<200g/m2	-	75 403	-	809 799
52105990	Wvn fabric, printed, of weave n.e.c. in item no.5210.5, <85% cttm mix mainly/solely with man-made fibres, w<200g/m2	733	9 179	20 007	129 977
52111100	Woven fabric, unbleached, plain weave < 85% cotton mixed mainly or solely with man-made fibres, weight>=200g/m2	14 609	222 666	128 741	2 039 693
52111200	Wvn fabric, unbleach, plain weave <85% cttm mix mainly/solely man-made fibres, w>=200g/m2, 3or4-thread twill, incl cross twill	9 481	188 508	37 987	910 719
52111900	Wvn fabric, unbleached, of weave n.e.c. in item no.5210.1, <85% cttm mixed mainly/solely with man-made fibres, w>=200g/m2	10 753	271 006	48 569	1 142 535
52112000	Woven fabric, bleached, < 85% cotton mixed mainly or solely with man-made fibres, weight>=200g/m2	20 557	459 224	69 749	1 601 088
52113100	Woven fabric, dyed, plain weave < 85% cotton mixed mainly or solely with man-made fibres, weight>=200g/m2	-	19 022	-	33 798
52113200	Wvn fabric, dyed, plain weave <85% cttm mix mainly/solely man-made fibres, w>=200g/m2, 3or4-thread twill, incl cross twill	-	15 883	-	89 820
52113900	Wvn fabric, dyed, of weave n.e.c. in item no.5210.3, <85% cttm mix mainly/solely with man-made fibres, w>=200g/m2	5 083	165 714	28 022	1 088 718
52114190	Wvn fabric, of yarns diff colour, plain weave <85% cttm mix mainly/solely with man-made fibres, w>=200g/m2, oth ikat fabric	753	13 699	7 128	121 525
52114200	Wvn fabric, of yarns diff colour, <85% cttm mixed mainly/solely with man-made fibres, w>=200g/m2, denim	22	78 483	98	517 902
52114300	Wvn fabric, of yarns diff col, <85% cttm mix mainly/solely man-made fibres, w>=200g/m2, 3or4-thread twill, incl cross twill	948	1 858	5 545	11 168
52114900	Wvn fabric, of yarn diff col, of weave n.e.c. in item no.5211.4, <85% cttm mix mainly/solely man-made fibres, w>=200g/m2	-	8 435	-	48 597
52115190	Wvn fabric, oth print by traditional batik process, plain weave <85% cttm mix mainly/solely with man-made fibres, w>=200g/m2	-	1 212	-	1 117
52115990	Wvn fabric, oth print tradition batik proc, of weave n.e.c. no.5210.5, <85% cttm mix main/sole-ly man-made fibre, w>=200g/m2	1 798	8 091	51 781	236 037
52121100	Woven fabric; of cotton, unbleached, weighing not more than 200g/m2, n.e.c. in heading 5201-5211	2	652	5	6 322
52121300	Woven fabric; of cotton, dyed, weighing not more than 200g/m2, n.e.c. in heading 5201-5211	7 320	268 796	113 239	2 192 541
52121400	Woven fabric; of cotton, of yarns diff colours, weighing not more than 200g/m2, n.e.c. in heading 5201-5211	-	574	-	3 916
52121510	Woven fabric; of cotton, print by traditional batik process, weighing not more than 200g/m2, n.e.c. in heading 5201-5211	2 058	11 614	18 862	157 590

Tabel 3 : Ekspor Indonesia menurut Komoditi ( Kode HS 8 digit )

Desember 2019

Kode H S	Uraian golongan barang	Berat bersih (Kg)		Nilai F.O.B. ( U S \$ )	
		Bulan ini	Kumulatif	Bulan ini	Kumulatif
		(1)	(2)	(3)	(4)
52121590	Woven fabric; of cotton, oth print by traditional batik process, weighing <= 200g/m2, n.e.c. in heading 5201-5211	45 407	760 937	405 598	7 878 364
52122100	Woven fabric; of cotton, unbleached, weighing more than 200g/m2, n.e.c. in heading 5201-5211	63	1 936	1 296	55 206
52122200	Woven fabric; of cotton, bleached, weighing more than 200g/m2, n.e.c. in heading 5201-5211	-	301	-	407
52122300	Woven fabric; of cotton, dyed, weighing more than 200g/m2, n.e.c. in heading 5201-5211	-	53	-	599
52122510	Woven fabric; of cotton, print by traditional batik process, weighing more than 200g/m2, n.e.c. in heading 5201-5211	-	19	-	26
52122590	Woven fabric; of cotton, oth print by traditional batik process, weighing more than 200g/m2, n.e.c. in heading 5201-5211	1	964	343	14 776
53039000	Jute&oth textile bast fibres; proc,not spun,tow&waste of these fibres,incl yarn waste&garnet stock excl flax,hemp,&ramie	449 980	4 786 426	80 638	906 783
53050010	Sisal & oth textile fibres of the genus Agave; tow & waste of these fibres (incl yarn waste and garnetted stock)	-	30 165	-	33 758
53050021	Coconut fibres(coir), coconut fibres, raw	507 321	8 722 361	114 779	2 968 439
53050022	Coconut fibres(coir), coconut fibres, process	990 791	23 102 034	244 493	8 151 969
53050023	Abaca fibres , coconut fibres, raw & process	-	21 884	-	26 257
53050090	Ramie&oth veg textile fibre,not spec/incl,raw/proc,not spun; tow,noils&waste of these fibre incl yarn waste&garnet stock	509 175	5 938 296	94 923	1 111 427
53061000	Single flax yarn	9 095	84 248	21 437	210 448
53062000	Multiple (folded)/cabled flax yarn	-	9	-	191
53072000	Multiple (folded)/cabled of jute/ oth fibres bast fibres of heading 53.03.	20 321	118 232	64 796	390 537
53089010	Paper yarn of other vegetable textile fibres	-	1	-	3
53089090	Yarn; of vegetable textile fibres n.e.c. in heading no. 5306, 5307 and 5308	-	20 085	-	76 165
53091100	Woven fabric; of flax, containing 85% or more flax, unbleached or bleached	6	2 934	960	6 254
53091900	Woven fabric; of flax, containing 85% or more flax, other than unbleached or bleached	224	7 294	1 469	65 443
53092100	Woven fabric; of flax, containing less than 85% flax, unbleached or bleached	-	1 108	-	979
53092900	Woven fabric; of flax, containing less than 85% flax, other than unbleached or bleached	3 062	13 118	73 416	218 321
53101090	Woven fabrics of jute or of other textile bast fibres of heading 53.03, unbleached, not plain	-	41	-	304
53110020	Woven fabrics of oth vegetable textile fibres&paper yarn, abaca burlap	50	515	209	2 162
53110090	Woven fabrics of other vegetable textile fibres & paper yarn, other than printed by batik process & abaca burlap	200	254	300	591
54011010	Sewing thread of man-made filment of synthetic filaments, for put up retail sale	21	1 548	37	7 425
54011090	Sewing thread of man-made filment of synthetic filaments, not for put up retail sale	21 979	359 860	191 686	3 142 179
54012010	Sewing thread of man-made filment of artificial filaments, for put up retail sale	548	28 189	7 346	99 419
54012090	Sewing thread of man-made filment of artificial filaments, not for put up retail sale	70	11 956	100	161 555
54021100	Synththatic filamentaryarn oth than sewing High tenacity yarn of nylon/oth polyamides won textured, aramids	-	7 545	-	27 918
54021900	Synththatic filamentaryarn oth than sewing High tenacity yarn of nylon/oth polyamides won textured, other than aramids	747 536	10 468 901	2 872 810	43 795 343
54022000	Synththatic filamentaryarn oth than sewing High tenacity yarn of polyesters won textured	1 295 576	15 800 486	2 300 838	30 168 441

Tabel 3 : Ekspor Indonesia menurut Komoditi ( Kode HS 8 digit )

Desember 2019

Kode H S	Uraian golongan barang	Berat bersih (Kg)		Nilai F.O.B. ( U S \$ )	
		Bulan ini	Kumulatif	Bulan ini	Kumulatif
(1)	(2)	(3)	(4)	(5)	(6)
54023100	Textured yarn of nylon/other polyamides measuring single yarn <= 50 tex	96 894	1 598 856	395 738	6 234 465
54023200	Textured yarn of nylon/other polyamides measuring single yarn > 50 tex	-	71 296	-	248 526
54023300	Textured yarn of polyesters	9 390 567	94 084 046	13 725 030	154 129 942
54023400	Textured yarn of polypropylene synthetic filament	215	7 773	1 181	37 936
54023900	Textured yarn, other than HS code 5402.31 - 5402.34	371	825	3 361	7 604
54024410	Yarn, single, untwisted or with a twist not exceeding 50 turns per metre, elastomeric of polyesters	1	9 903	0	32 141
54024420	Yarn, single, untwisted or with a twist not exceeding 50 turns per metre, elastomeric of polypropylene	-	2 125	-	4 903
54024490	Yarn, single, untwisted /with a twist not exceeding 50 turns per metre, elastomeric, other than polyester & polypropylene	540	4 903	1 680	9 142
54024500	Yarn, synth; filament/mono of nylon/oth polyamides, single, untwist/twist <=50 turns per metre, no for retail, no sewing thread	534 421	7 034 206	2 067 871	26 227 208
54024600	Yarn, synth; filament/mono of polyester, partial oriented, single, untwist/twist <=50 turn per metre, not retail, not sew thread	2 069 712	15 834 606	2 161 405	20 726 439
54024700	Yarn, synthetic; filament/mono of polyesters, single, untwist/twist <=50 turns per metre, no for retail, no sewing thread	4 919 809	54 311 000	7 715 575	92 331 057
54024800	Yarn, synthetic; filament/mono of polypropylene, single, untwist/twist <=50 turns per metre, no for retail, no sewing thread	6 400	123 521	23 635	439 671
54024900	Yarn, synthetic; filament/mono, single, untwist/twist <=50 turn per metre, nec. in heading 5402, not retail, not sew thread	-	50 420	-	286 984
54025100	Yarn, synthetic; filament/mono, of nylon/oth polyamides, single, twisted >50 turns per metre, not retail, not sewing thread	3 798	40 090	14 594	170 125
54025200	Yarn, synthetic; filament/mono, of polyesters, single, twisted >50 turns per metre, not retail, not sewing thread	134 354	1 397 454	281 129	2 956 753
54025900	Yarn, synthetic; filament/mono, single, twist >50 turn per metre, nec. in heading 5402, not for retail, not sewing thread	-	6 604	-	24 972
54026100	Yarn, synth; filament/mono, of nylon/oth polyamide (not high tenacity/texture), multiple (fold)/cable, no retail, not sew thread	165 342	2 047 890	1 466 690	18 106 452
54026200	Yarn, synth; filament/mono, of polyesters (not high tenacity/texture), multiple (fold)/cabled, not retail, not sew thread	207 309	1 503 497	680 220	5 909 315
54026300	Yarn, synth; filament/mono, of polypropylene (not high tenacity/texture), multiple (fold)/cabled, not retail, not sew thread	52	1 173	141	4 419
54026900	Yarn, synth; filament/mono, high tenacity/textured, multiple (folded)/cabled, nec. in heading 5402, not retail, not sew thread	-	303	-	256
54031000	Artificial filament yarn (not sewing) high tenacity yarn of viscose rayon	180	480	2 324	8 171
54033190	Artificial filament yarn, oth high tenacity, single, of viscose rayon, untwist/with twist <=120 turn per metre, oth textured yarn	-	453	-	727
54033290	Artificial filament yarn, oth high tenacity, single, of viscose rayon, with twist >120 turn per metre, oth textured yarn	-	20 375	-	143 993
54033990	Artificial filament yarn, other than high tenacity, single, n.e.c. 5403.31 to 5403.33, other than textured yarn	1 188	1 188	4 460	4 460
54034110	Artificial filament yarn, other than high tenacity, multiple (folded) or cabled, of viscose rayon, textured yarn	241	1 774	1 118	6 055

Tabel 3 : Ekspor Indonesia menurut Komoditi ( Kode HS 8 digit )

Desember 2019

Kode H S	Uraian golongan barang	Berat bersih (Kg)		Nilai F.O.B. ( U S \$ )	
		Bulan ini	Kumulatif	Bulan ini	Kumulatif
(1)	(2)	(3)	(4)	(5)	(6)
54034190	Artificial filament yarn, other than high tenacity, multiple(folded)/cabled, of viscose rayon, other than textured yarn	-	343	-	1 981
54034990	Artificial filament yarn, other than high tenacity, multiple(folded)/cabled,n.e.c. 5403.41 to 5403.42, oth textured yarn	161	10 767	6 276	319 932
54041900	Synthetic monofilament of >=67 decitex, dimension >1mm, width <=5mm, other than elastomeric or polypropylene	81 086	1 131 927	156 647	2 849 951
54049000	Synthetic filament of >=67 decitex, dimension >1mm, strip and the like width <=5mm	66 906	1 163 028	383 013	6 585 051
54060000	Man-made filament yarn (other than sewing thread), put up for retail sale	-	30	-	94
54071021	Woven fabrics obtained high tenacity yarn of nylon/oth polyamides/polyesters, tyre fabrics, conveyor duck, unbleached	-	4 845	-	15 441
54071029	Woven fabrics obtained high tenacity yarn of nylon/oth polyamides/polyesters, tyre fabrics,conveyor duck, bleached	24 114	92 667	344 871	4 097 924
54071091	Woven fabrics obtained high tenacity yarn of nylon/oth polyamides/polyesters, oth tyre fabrics&conveyor duck,unbleached	7 702	152 293	79 203	1 310 178
54071099	Woven fabrics obtained high tenacity yarn of nylon/oth polyamides/polyesters, oth tyre fabrics&conveyor duck, bleached	887 154	11 099 586	6 366 592	82 607 746
54072000	Woven fabrics of synt filament yarn woven fabrics obtained from strip/thelike	548 597	7 681 059	781 104	11 760 879
54073000	Woven fabrics of synt filament yarn fabrics specified in nota 9 to section XI	-	7 706	-	115 018
54074110	Woven nylon mesh fabrics of untwisted filament yarn,cont ?85% of by weight, use as reinforcing material for tarpaulins	66	2 453	6 583	61 437
54074190	Woven fabric cont ?85% of nylon/oth polyamide o.t mesh fabric of untwisted yarn use as reinforce material for tarpaulin	1 711	10 829	33 593	114 202
54074200	Woven fabrics of synthetic filament yarn from nylon containing >=85%, dyed	36 433	925 931	819 222	14 039 340
54074300	Woven fabrics of synthetic filament yarn from nylon containing >=85%, of yarn of different colour	-	160	-	2 565
54074400	Woven fabrics of synthetic filament yarn from nylon containing >=85%, printed	76	7 506	374	53 363
54075100	Woven fabrics of synthetic filament yarn from polyester containing >=85%, unbleached or not	26 420	544 110	164 532	3 053 276
54075200	Woven fabrics of synthetic filament yarn from polyester containing >=85%, dyed	504 527	7 118 697	4 077 166	53 439 419
54075300	Woven fabrics of synthetic filament yarn from polyester containing >=85%, of yarn of different colours	5 710	126 143	28 868	610 065
54075400	Woven fabrics of synthetic filament yarn from polyester containing >=85%, printed	230 211	3 128 828	1 961 161	27 675 231
54076110	Woven fabrics, containing >=85% of by weight of non textured polyester filament, unbleached or bleached	260 928	3 145 041	2 107 622	23 671 841
54076190	Woven fabrics, containing >=85% of by weight of non textured polyester filament, other than unbleached or bleached	770 220	11 562 412	6 452 814	92 440 436
54076910	Woven fabrics containing ?85% polyester filament,containing <85 % nontexture polyester filament, unbleached or bleached	26 416	540 457	124 934	2 820 660
54076990	Woven fabrics containing ?85% polyester filament,containing <85 % nontexture polyester filament,o.t unbleached/bleached	58 177	320 349	432 830	2 368 488
54077100	Woven fabric, containing>=85% by weight of synthetic filament(excl nylon/other polyamide&polyester), unbleached/bleached	295 858	3 375 617	574 432	6 814 342

Tabel 3 : Ekspor Indonesia menurut Komoditi ( Kode HS 8 digit )

Desember 2019

Kode H S	Uraian golongan barang	Berat bersih (Kg)		Nilai F.O.B. ( U S \$ )	
		Bulan ini	Kumulatif	Bulan ini	Kumulatif
(1)	(2)	(3)	(4)	(5)	(6)
54077200	Woven fabric, containing >=85% by weight of synthetic filament(excluding nylon/other polyamide&polyester), dyed	167 903	2 388 473	1 505 367	19 369 434
54077300	Wvn fabric, contain >=85% by weight of synthetic filament(excl nylon/other polyamide&polyester), yarns of different colour	532 728	6 356 620	3 132 815	38 492 674
54077400	Woven fabric, containing >=85% by weight of synthetic filament(excluding nylon/other polyamide&polyester), printed	65 094	1 089 621	527 026	6 037 147
54078100	Wvn fabric, of synth filament yarn, contain <85% by weight of synth filament, mix mainly/solely with cotton, bleach/unbleach	25	67 127	796	355 437
54078200	Woven fabric, of synthetic filament yarn, contain <85% by weight of synthetic filament, mix mainly/solely with cotton, dyed	1 506	23 354	10 504	170 899
54078300	Wvn fabric, of synth filament yarn, contain <85% by weight of synth filament, mix mainly/solely w/cotton, yarn of diff colour	3 584	19 552	18 627	102 108
54078400	Wvn fabric, of synthetic filament yarn, contain <85% by weight of synthetic filament, mix mainly/solely with cotton, printed	-	2 770	-	27 665
54079100	Woven fabrics of synthetic filament yarn, bleached or unbleached, n.e.c. in heading no. 5407	347 623	3 803 104	1 270 483	14 662 080
54079200	Woven fabrics of synthetic filament yarn, dyed, n.e.c. in heading 5407	-	5 007	-	115 159
54079300	Woven fabrics of synthetic filament yarn, of yarns of different colours, n.e.c. in heading no. 5407	38 688	252 242	138 028	955 677
54079400	Woven fabrics of synthetic filament yarn, printed, n.e.c. in heading no. 5407	43 881	277 976	275 932	3 693 921
54081010	Woven fabrics of viscose rayon, high tenacity, artificial filament yarn, unbleached	-	4 218	-	3 809
54081090	Woven fabrics of viscose rayon, high tenacity, artificial filament yarn, other than unbleached	93 534	1 009 969	776 997	8 164 042
54082100	Woven fabric of artificial filament yarn, contain >=85% by weight of artificial filament, strip/the like, bleach/unbleach	19 771	80 489	116 252	645 862
54082200	Woven fabrics of artificial filament yarn, containing >=85% by weight of artificial filament, strip or the like, dyed	12 736	70 348	53 936	557 120
54082300	Woven fabrics containing 85% or more by weight of artificial filament, strip or the like, of yarns of different colours	-	60 510	-	152 306
54082400	Woven fabrics of artificial filament yarn, containing >=85% by weight of artificial filament, strip or the like, printed	6 266	123 296	51 924	893 739
54083100	Woven fabrics; of artificial filament yarn, of artificial monofilament, strip and the like, unbleached or bleached	685	13 709	1 150	26 795
54083200	Woven fabrics; of artificial filament yarn, of artificial monofilament, strip and the like, dyed	-	14 099	-	205 048
54083300	Woven fabrics of artificial filament yarn, of artificial monofilament, strip and the like, of yarns of different colours	-	1 732	-	10 659
54083400	Woven fabrics; of artificial filament yarn, of artificial monofilament, strip and the like, printed	3	171	8	2 598
55011000	Fibres; synthetic filament tow, of nylon or other polyamides	409	1 370	6 925	17 250
55012000	Fibres; synthetic filament tow, of polyesters	1 062	16 766	13 520	653 128
55013000	Fibres; synthetic filament tow, acrylic or modacrylic	-	12	-	47
55014000	Fibres; synthetic filament tow, of polypropylene	3	3	25	25
55021000	Fibres; artificial filament tow of cellulose acetate	10 799	143 647	57 910	659 734
55029000	Fibres; artificial filament tow, other than cellulose acetate	-	260 288	-	1 141 354



Tabel 3 : Ekspor Indonesia menurut Komoditi ( Kode HS 8 digit )

Desember 2019

Kode H S	Uraian golongan barang	Berat bersih (Kg)		Nilai F.O.B. ( U S \$ )	
		Bulan ini	Kumulatif	Bulan ini	Kumulatif
(1)	(2)	(3)	(4)	(5)	(6)
55031900	Synthetic staple fibres of nylon or other polyamides oth aramids, not carded, combed or otherwise processed for spinning	-	3 720	-	13 677
55032000	Synthetic staple fibres, of polyesters, not carded, combed or otherwise processed for spinning	22 734 484	264 733 574	20 803 570	282 301 807
55033000	Synthetic staple fibres, acrylic or modacrylic, not carded, combed or otherwise processed for spinning	201 760	343 943	121 461	269 272
55039090	Synthetic staple fibres, not carded, combed or otherwise processed for spinning, other than of polyvinyl alcohol	598 957	5 766 608	1 018 770	8 912 190
55041000	Artificial staple fibres, of viscose, not carded, combed or otherwise processed for spinning	29 455 233	351 922 885	40 618 059	525 682 958
55049000	Artificial staple fibres, other than of viscose, not carded, combed or otherwise processed for spinning	-	12 906	-	217 203
55051000	Fibres; waste (including noils, yarn waste and garnetted stock), of synthetic fibres	320 087	5 031 484	241 738	4 859 829
55052000	Fibres; waste (including noils, yarn waste and garnetted stock), of artificial fibres	26 500	1 010 885	22 260	950 221
55061000	Fibres; synthetic staple fibres, of nylon or other polyamides, carded, combed or otherwise processed for spinning	140	3 551	4 259	82 169
55062000	Fibres; synthetic staple fibres, of polyesters, carded, combed or otherwise processed for spinning	162	461	2 048	6 274
55063000	Fibres; synthetic staple fibres, acrylic or modacrylic, carded, combed or otherwise processed for spinning	43	6 324	2 040	6 951
55064000	Fibres; synthetic staple fibres, of polypropylene, carded, combed or otherwise processed for spinning	-	0	-	0
55069000	Fibres; synthetic staple fibres, n.e.c. in heading no. 5506, carded, combed or otherwise processed for spinning	-	51 936	-	35 524
55070000	Fibres; artificial staple fibres, carded, combed or otherwise processed for spinning	-	1	-	7
55081010	Sewing thread; of synthetic staple fibres, put up for retail sale	53 364	607 874	142 737	1 737 559
55081090	Sewing thread; of synthetic staple fibres, not put up for retail sale	213 900	2 271 382	903 531	10 204 264
55082090	Sewing thread; of artificial staple fibres, not put up for retail sale	2	180	113	961
55091100	Single yarn containing >=85 % by weight of staple fibres of nylon/other polyamides, not put up for retail sale	-	26 990	-	81 749
55091200	Multiple(fold)/cabled yarn contain>=85 % by weight of staple fibre of nylon/other polyamide, not put up for retail sale	-	84 256	-	312 731
55092100	Single yarn containing 85 % or more by weight of polyester staple fibres, not put up for retail sale	13 178 087	152 669 352	21 753 731	281 005 506
55092200	Multiple(folded) or cabled yarn containing 85 % or more by weight of polyester staple fibres, not put up for retail sale	2 438 667	26 714 097	5 313 953	65 379 577
55093100	Single yarn containing 85 % or more by weight of acrylic or modacrylic staple fibres, not put up for retail sale	156 635	3 715 630	625 963	15 041 821
55093200	Multiple (folded)/cabled yarn contain >=85% by weight of acrylic or modacrylic staple fibres, not put up for retail sale	1 658 016	29 219 095	5 013 684	93 853 117
55094100	Single yarn, cont. 85% or more by weight of synthetic staple fibres, not put up for retail sale	67 084	474 125	440 091	1 920 241
55094200	Multiple/folded or cabled yarn, cont. 85% or more by weight of synthetic staple fibres, not put up for retail sale	10 269	411 702	31 986	1 661 176
55095100	Yarn; of polyester staple fibres, mixed mainly or solely with artificial staple fibres, not put up for retail sale	6 860 679	74 742 297	12 712 352	158 752 803

Tabel 3 : Ekspor Indonesia menurut Komoditi ( Kode HS 8 digit )

Desember 2019

Kode H S	Uraian golongan barang	Berat bersih (Kg)		Nilai F.O.B. ( U S \$ )	
		Bulan ini	Kumulatif	Bulan ini	Kumulatif
		(1)	(2)	(3)	(4)
55095290	Yarn of polyester staple fibre, mix mainly/solely with wool/fine animal hair, not for retail sale, other single yarn	-	509	-	989
55095300	Yarn; of polyester staple fibres, mixed mainly or solely with cotton, not put up for retail sale	4 066 239	48 315 246	9 113 452	110 745 336
55095900	Yarn; of polyester staple fibres, mixed mainly/solely with fibres n.e.c. in item no. 5509.5, not put up for retail sale	22 680	958 677	41 051	1 314 914
55096100	Yarn; of acrylic/modacrylic staple fibres, mixed mainly/solely with wool/fine animal hair, not put up for retail sale	66 063	583 820	382 100	4 552 918
55096200	Yarn; of acrylic/modacrylic staple fibres, mixed mainly/solely with cotton, not put up for retail sale	32 567	110 130	129 573	579 204
55096900	Yarn; of acrylic/modacrylic staple fibres, mixed mainly/solely with fibres n.e.c. in item no.5509.6, not for retail sale	387 691	4 585 167	2 044 973	23 308 620
55099200	Yarn; of synthetic staple fibres, mixed mainly or solely with cotton, not put up for retail sale	-	74 346	-	240 374
55099900	Yarn; synthetic staple fibres, mixed mainly/solely with fibres (oth wool, fine animal hair/cotton) not for retail sale	25 280	192 899	21 009	204 209
55101100	Single yarn, containing >=85% by weight of artificial staple fibres, not put up for retail sale	14 607 820	163 367 809	30 539 524	393 050 227
55101200	Multiple (folded) or cabled yarn, containing >=85% by weight of artificial staple fibres, not put up for retail sale	898 845	8 740 265	2 310 657	25 232 876
55102000	Yarn(not sewing thread), of artificial staple fibre, mixed mainly/solely with wool/fine animal hair, not for retail sale	2	7	2	19
55103000	Yarn; (not sewing thread), of artificial staple fibres, mixed mainly or solely with cotton, not put up for retail sale	138 658	1 462 238	477 404	4 918 300
55109000	Yarn (other than sewing thread) of artificial staple fibres, not put up for retail sale, other yarn	864 353	6 074 651	1 776 804	14 806 792
55111010	Yarn(not sew thread),synthetic staple fibre,cont>=85%by weight such fibre,knitting yarn,crochet thread&embroidery thread	32	192	1 825	10 150
55112010	Yarn(not sew thread),synthetic staple fibre,cont<85%by weight such fibre,knitting yarn,crochet thread&embroidery thread	1	271 172	298	381 820
55112090	Synthetic staple fibres,containing< 85 % by weight of such fibres,oth thn knitting yarn,crochet thread&embroidery thread	-	10	-	46
55113000	Yarn; (not sewing thread), of artificial staple fibres, put up for retail sale	657	1 514	11 433	24 594
55121100	Woven fabrics; of synthetic staple fibres, containing >=85% by weight of polyester staple fibres, unbleached or bleached	299 090	3 603 178	1 132 755	12 719 709
55121900	Woven fabrics; of synthetic staple fibres, containing>=85% by weight of polyester staple fibres, oth unbleached/bleached	107	126 075	907	599 552
55122100	Woven fabrics;of synthetic staple fibres, contain>=85% by weight of acrylic/modacrylic staple fibres,unbleached/bleached	-	4 275	-	49 583
55122900	Woven fabrics;of synthetic staple fibre,contain>=85%by weight of acrylic/modacrylic staple fibre,oth unbleached/bleached	-	34 992	-	288 820
55129900	Woven fabric;synth staple fibres,contain>=85%by weight oth polyester,akrilik/modakrilik saples fibre,oth unbleach/bleach	72	6 320	4 318	66 225
55131100	Wvn fabric;plain weave,polyest staple fibre,cont<85% by weight fibre,mix mainly/solely cotton,w<=170g/m2,unbleach/bleach	1 104 522	11 054 502	4 804 599	52 812 264

Tabel 3 : Ekspor Indonesia menurut Komoditi ( Kode HS 8 digit )

Desember 2019

Kode H S	Uraian golongan barang	Berat bersih (Kg)		Nilai F.O.B. ( U S \$ )	
		Bulan ini	Kumulatif	Bulan ini	Kumulatif
(1)	(2)	(3)	(4)	(5)	(6)
55131200	Woven fabric;plain weave,polyester staple fibre,unbleach/bleach, 3or4-thread twill,incl cross twill,polyest staple fibre	164 023	1 902 027	881 835	11 002 761
55131300	Woven fabric;polyester staple fibre,contain<85% by weight fibre,mix mainly/solely with cotton,w<=170g/m2,unbleach/bleach	26 969	305 973	194 356	2 210 413
55131900	Wvn fabric;cont<85% by weight synth staple fibre(oth polyester),mix mainly/solely with cotton,w<=170g/m2,unbleach/bleach	6 801	38 917	36 090	137 073
55132100	Woven fabric;plain weave,dyed,contain<85% by weight of polyester staple fibre,mixed mainly/solely with cotton,w<=170g/m2	130 636	1 923 960	1 042 881	12 790 028
55132300	Woven fabric; dyed, contain<85% by weight of polyester staple fibres, mixed mainly/solely with cotton, <=170g/m2	3 587	109 268	27 302	871 412
55132900	Woven fabric;dyed,contain<85% by weight of synthetic staple fibres(oth polyester),mix mainly/solely w cotton,<=170g/m2	21 851	129 124	169 857	751 792
55133100	Woven fabric;plain weave,diff colour,contain<85% by weight polyester staple fibre,mix mainly/solely w cotton,<=170g/m2	3 150	18 365	51 580	280 046
55133900	Wvn fabric;yarn of diff colour,cont<85% of synth staple fibre(oth polyest,plain weave),mix mainly/solely cott,w<=170g/m2	450	11 720	2 965	89 942
55134900	Woven fabric;print,contain<85% by weight synth staple fibre(oth polyest,plain weave),mix mainly/solely cotton,w<=170g/m2	783	31 753	6 888	155 746
55141100	Woven fabric;plain weave,unbleach/bleach,contain<85% by weight polyest staple fibre,mix mainly/solely cotton,w<=170g/m2	202 444	2 012 555	588 292	6 590 115
55141200	Wvn fabric;3or4-thread twill,incl cross twill,bleach/not,cont<85%of poly staple fibre,mix mainly/solely cot,w>170g/m2	422 099	3 846 762	2 015 324	18 497 302
55141900	Woven fabric;bleached/not, cont<85% of synthetic staple fibres ot polyester, mixed mainly/solely with cotton, >170g/m2	5 509	82 159	25 106	399 572
55142100	Woven fabric;plain weave,dyed,contain<85% by weight of polyester staple fibre,mixed mainly/solely with cotton,<170g/m2	2 573	37 621	22 546	353 844
55142200	Wvn fabric;3-/4-thread twill,incl cross twill,dyed,contain<85% polyester staple fibre,mix mainly/solely w cott,>=170g/m2	106 511	1 125 256	683 282	7 937 967
55142300	Woven fabric;dyed,contain<85% by weight polyester staple fibre,mix mainly/solely w cotton,>170g/m2,n.e.c in head no 5514	-	2 425	-	28 037
55142900	Woven fabric;dyed,contain<85% by weight of synthetic staple fibres(oth polyester),mix mainly/solely w cotton,>170g/m2	8 731	32 446	40 534	152 482
55143000	Wvn fabric;of yarn of diff colour, cont <85% by weight of synthetic staple fibres, mix mainly/solely with cott, >170g/m2	-	4 471	-	57 735
55144200	Wvn fabric;3or4-thread twill,incl cross twill,printed,cont<85% polyester staple fibre,mix mainly/solely w cott,>170g/m2	-	1	-	8
55144300	Fabrics,Printed,oth woven fabric poly staple fibre,contain<85% polyester staple fibre,mix mainly/solely w cott,>170g/m2	-	6 450	-	37 548
55144900	Fabrics,woven;printed,contain<85% by weight of synthetic staple fibre(oth polyester),mix mainly/solely w cotton,>170g/m2	2 378	15 369	5 584	22 725
55151100	Fabrics, woven, mixed mainly or solely with viscose rayon staple fibres of polyester staple fibres	315 168	5 368 933	1 655 060	29 323 757

Tabel 3 : Ekspor Indonesia menurut Komoditi ( Kode HS 8 digit )

Desember 2019

Kode H S	Uraian golongan barang	Berat bersih (Kg)		Nilai F.O.B. ( U S \$ )	
		Bulan ini	Kumulatif	Bulan ini	Kumulatif
		(1)	(2)	(3)	(4)
55151200	Fabric, woven, mixed mainly or solely with manmade filaments of polyester staple fibres	819 380	8 259 034	3 331 626	32 050 239
55151300	Fabric, woven, mixed mainly or solely with wool or fine animal hair of polyester staple fibres	705	18 936	7 774	154 726
55151900	Fabrics, woven; of polyester staple fibres nec in chapter 55, mixed mainly or solely with fibres nec in item no. 5515.1	31 027	147 675	232 043	1 744 544
55152100	Fabric, woven, mixed mainly or solely with manmade filaments of acrylic or modacrylic staple fibres	-	40 267	-	338 343
55152900	Fabrics,woven;of acrylic/modacrylic staple fibre nec in chapter 55, mixed mainly/solely with fibre nec in item no.5515.2	-	0	-	1
55159100	Fabrics, woven; of synthetic staple fibres n.e.c. in chapter 55, mixed mainly or solely with man-made filaments	31	1 138	4 213	5 563
55159910	Fabrics, woven; of synthetic staple fibres n.e.c. in chapter 55, mixed mainly or solely with wool or fine animal hair	-	1	-	4
55159990	Fabrics, woven; of synthetic staple fibres n.e.c. in chapter 55, other than 5515.99.10	520	3 288	7 956	44 216
55161100	Fabrics, woven; unbleached or bleached, containing 85% or more by weight of artificial staple fibres	557 174	7 406 449	2 133 147	30 467 552
55161200	Fabrics, woven; dyed, containing 85% or more by weight of artificial staple fibres	18 236	191 085	64 932	814 754
55161300	Fabrics, woven; of yarns of different colours, containing 85% or more by weight of artificial staple fibres	1 026	23 391	10 583	206 629
55161400	Fabrics, woven; printed, containing 85% or more by weight of artificial staple fibres	24 372	408 657	132 357	2 655 464
55162100	Fabrics,woven,unbleached/bleached,contain < 85% by weight artificial staple fibres,mix mainly/solely w/manmade filaments	44 728	537 480	201 433	2 441 348
55162200	Fabrics, woven; dyed, containing <85% by weight of artificial staple fibres, mixed mainly/solely with man-made filaments	3 182	19 176	25 702	122 270
55162300	Fabrics, wvn; of yarns of different colour,cont<85% of artificial staple fibre, mix mainly/solely with man-made filament	6 347	105 359	55 723	660 437
55162400	Fabrics, woven; printed, containing <85% of artificial staple fibres, mixed mainly or solely with man-made filaments	-	1 250	-	12 425
55163100	Fabrics, woven; unbleached/bleached, cont<85% of artificial staple fibres,mix mainly/solely with wool/fine animal hair	-	36	-	324
55164100	Fabrics, woven; unbleached/bleached, containing <85% of artificial staple fibres, mixed mainly or solely with cotton	654	26 476	9 869	416 398
55164300	Fabrics, woven; of yarns of different colours, cont<85% of artificial staple fibres, mixed mainly/solely with cotton	30	8 899	875	82 645
55169100	Fabrics, woven; unbleached or bleached, of artificial staple fibres, n.e.c. in heading no. 5516	21 572	225 433	102 589	1 092 915
55169200	Fabrics, woven; dyed, of artificial staple fibres, n.e.c. in heading no. 5516	-	3 404	-	52 010
55169400	Fabrics, woven; printed, of artificial staple fibres, n.e.c. in heading no. 5516	-	17	-	419
56012100	Wadding, otheráarticlesáthereof, of cotton	18 067	141 500	47 981	561 326
56012210	Wadding of textile materials and articles thereof ,of manmade fibres, wrapped cigarette tow	81 293	862 504	450 195	4 628 659
56012290	Wadding of textile materials and articles thereof ,of manmade fibres,oth thn wrapped cigarette tow	338 582	3 635 929	3 246 972	38 292 435
56012900	Wadding, otheráarticlesáthereof, other than of cotton or man-made fibres	735	7 320	5 074	44 477

Tabel 3 : Ekspor Indonesia menurut Komoditi ( Kode HS 8 digit )

Desember 2019

Kode H S	Uraian golongan barang	Berat bersih (Kg)		Nilai F.O.B. ( U S \$ )	
		Bulan ini	Kumulatif	Bulan ini	Kumulatif
(1)	(2)	(3)	(4)	(5)	(6)
56013010	Wadding, textile flock and dust and mill neps, polyamide fibre flock	140 410	1 811 192	225 548	3 341 306
56013020	Wadding, textile flock and dust and mill neps, polypropylene fibre flock	-	0	-	0
56013090	Wadding, textile flock and dust and mill neps, others then of Polyamide fibre flock, others than Polyamide fibre flock	-	1	-	3
56021000	Needleloom felt and stitch-bonded fibre fabrics, impregnated, coated, ácovered áor laminated	64 302	862 837	449 600	3 811 262
56022100	Felt of wool or fine animal hair, not impregnated, coated, covered nor laminated	-	49	-	1 041
56022900	Felt of textile materials other than of wool or fine animal hair, not impregnated, coated, covered nor laminated	-	1 289	-	5 035
56029000	Felt, impregnated, coated, ácovered áor laminated (excluding needleloom felt and stitch-bonded fibre fabrics)	43 923	405 851	70 717	682 910
56031100	Nonwovens, won impregnated, coated, ácovered áor laminated, of man-made filaments, (weighing not more than 25g/m2)	563 415	9 646 201	1 258 925	22 640 724
56031200	Nonwovens, won impregnated, coated, covered/laminated, of man-made filaments, (weighing > 25g/m2 but not < 70g/m2)	729 588	9 017 266	2 394 789	29 484 751
56031300	Nonwovens, won impregnated, coated, covered/laminated, of man-made filaments, (weighing >70g/m2 but not < 150g/m2)	61 954	2 039 178	175 623	5 878 928
56031400	Nonwovens, whether or not impregnated, coated, ácovered áor laminated, of man-made filaments, (weighing more than 150g/m2)	1 232	171 049	31 016	568 564
56039100	Nonwovens, won impregnated, coated, covered/laminated, not of man-made filaments, (weighing not more than 25g/m2)	152 298	1 456 000	547 254	5 624 221
56039200	Nonwovens, won impregnated, coated, covered/laminated, not of man-made filaments, (weighing > 25g/m2 but < 70g/m2)	354 786	4 498 929	975 966	13 558 854
56039300	Nonwovens, won impregnated, coated, covered or laminated, not of man-made filaments, (weighing > 70g/m2 but < 150g/m2)	6 703	25 800	32 518	116 384
56039400	Nonwovens, won impregnated, coated, covered or laminated, not of man-made filaments, (weighing more than 150g/m2)	112 251	1 251 554	494 404	5 425 161
56041000	Rubber thread and cord, textile covered	447	17 969	10 044	211 913
56049020	Rubber impregnated textile thread yarn other than rubber thread and cord, textile covered	-	19	-	510
56049030	High tenacity yarn of polyesters, of nylon/oth polyamides/of viscose rayon oth thn rubber thread&cord, textile covered	3 523	25 734	33 149	304 492
56049090	Rubber thread&cord, textile covered, textile yarn&strip&the like of heading 54.04/54.05 other than 5604.10.00- 5604.10.30	10 874	58 511	128 939	542 644
56050000	Metallised yarn, whether/not gimped, being textl yarn/strip like head 5404/5405, combine w/metal in the form	13 033	137 465	130 514	1 350 728
56060000	Yarn&strip&like head 5404/5405, gimped(oth head 5605&horsehair yarn); chenille yarn (inc flock chenille yarn); loop waleyarn	9 936	52 075	50 484	272 964
56072100	Twine, ábinder áor baler twine, of sisal or other textile fibres of the genus agave	120	312	80	2 263
56072900	Twine/cordage/rope/cable; sisal/oth textile fibre genus agave, won plait, braid/rubber/plastic impregnate, coat, cover/sheath	74 526	707 603	203 444	1 905 025
56074100	Twine, ábinder áor baler twine, of polyethylene or polypropylene	73	7 566	527	54 420

Tabel 3 : Ekspor Indonesia menurut Komoditi ( Kode HS 8 digit )

		Desember 2019			
Kode H S	Uraian golongan barang	Berat bersih (Kg)		Nilai F.O.B. ( U S \$ )	
		Bulan ini	Kumulatif	Bulan ini	Kumulatif
(1)	(2)	(3)	(4)	(5)	(6)
56074900	Twine, cordage, rope, cable; poly-ethylene/propylene (ex binder/baler twine), won plait, braid/rubber/plastic impregnate, coat	16 297	237 164	19 950	637 537
56075010	V-belt cord, man-made fibre w/resorcinol formaldehyde; poly-amide/tetrafluoro-ethylene yarn > 10,000 decitex, seal pump, valve	1 975	118 588	21 546	1 130 324
56075090	Twine, cordage, rope & cable of synthetic fibre, won plaited/braided/impregnate, cover/sheath w/rubber/plastic, o.t HS 56075010	1 047	519 658	8 508	3 140 499
56079010	Twine, cordage, ropes, cables, oth head no. 5607, won plaited, braided/impregnated w/rubber/plastics, of artificial fibres	-	12	-	11
56079021	Twine, cordage, ropes, cables, of Abaca (Manila hemp or Musa textilis Nee)	446	8 881	15 364	84 865
56079022	Twine, cordage, ropes, cables, of other hard (leaf) fibres	-	5 720	-	10 118
56079090	Twine, cordage, ropes, cables, other than of jute/oth textile bast fibres of head 53.03	34 856	1 239 393	36 479	1 755 472
56081100	Twine, cordage or rope; fishing nets, made up, of man made textile materials	221 902	1 840 110	1 609 330	14 234 397
56081920	Twine, cordage or rope, knotted netting, for other than fishing, of man-made textile materials, Net bags	-	34 480	-	117 069
56081990	Twine, cordage or rope, knotted netting, for other than fishing, of man-made textile materials, other than net bags	40 047	264 226	109 551	777 535
56089010	Twine, cordage or rope, knotted netting, for other than fishing, other than man-made textile materials, Net bags	-	150	-	2 130
56089090	Twine, cordage or rope, knotted netting, for other than fishing, oth than man-made textile materials, oth than net bags	3 079	15 367	79 162	119 914
56090000	Yarn; articles of yarn, strip or the like of heading no. 5404 and 5405, twine, cordage, rope or cables nec or included	20 938	1 120 927	94 850	3 030 980
57011010	Prayer rugs made of wool or fine animal hair, knotted, whether or not made up	50	1 670	341	8 038
57011090	Carpets & other textile floor covering, knotted, whether or not made up, of wool/fine animal hair, other than prayer rugs	624	26 791	23 100	281 122
57019011	Prayer rugs made of cotton, knotted, whether or not made up	38	3 114	676	4 727
57019019	Carpets and other textile floor covering, knotted, whether or not made up, of cotton, other than prayer rugs	231	5 017	2 231	46 888
57019091	Prayer rugs, knotted, whether or not made up, other than of wool or fine animal hair, cotton & jute fibres	2 300	4 109	3 675	7 787
57019099	Carpet & oth textile floor covering, knotted, won made up, o.t of wool/fine animal hair/cotton/jute fibre, o.t prayer rugs	18 202	84 089	14 427	135 977
57021000	Carpets and other textile floor coverings, Kelem, Schumacks, Karamanie and similar handwoven rugs	14 080	42 539	20 800	78 096
57022000	Carpets, floor coverings of coconut fibres (coir), woven	17 151	146 198	26 871	247 857
57023100	Carpets/oth textile floor coverings; woven/not tufted/flocked, of pile construction, not made up of wool/fine animal hair	65	70	68	196
57023200	Carpets/oth textile floor covering; woven/not tuft/flocked, of pile construction, not made up of man-made textile material	3 240	6 470	15 883	31 113
57023910	Carpets/oth textile floor covering; woven/not tuft/flocked, of pile construction, not made up of cotton	-	391	-	1 767
57023920	Carpets/oth textile floor covering; woven/not tuft/flocked, of pile construction, not made up of jute fibres	-	5	-	640

Tabel 3 : Ekspor Indonesia menurut Komoditi ( Kode HS 8 digit )

Desember 2019

Kode H S	Uraian golongan barang	Berat bersih (Kg)		Nilai F.O.B. ( U S \$ )	
		Bulan ini	Kumulatif	Bulan ini	Kumulatif
(1)	(2)	(3)	(4)	(5)	(6)
57023990	Carpet/oth textile floor covering; woven/not tufted/flock,of pile construction,not made up,o.t HS 5702.31.00-5702.39.20	360	25 735	1 056	48 715
57024110	Prayer rugs of pile construction, woven/not tufted/flocked, made up of wool or fine animal hair	12	56	57	219
57024210	Prayer rugs of pile construction, woven/not tufted/flocked, made up of man-made textile materials	-	8 043	-	6 559
57024290	Carpets&other textile floor coverings of pile construction,woven,made up of man-made textile material,o.t prayer rugs	482 441	6 889 844	1 103 191	16 273 312
57024999	Carpet&textile floor cover,pile construct,woven,made up of o.t wool&fine animal hair/man-made/cotton/jute,o.t prayer rug	-	8 684	-	70 725
57025010	Carpets and other textile floor coverings, woven/not tufted/flocked,not of pile construction, not made up of cotton	-	826	-	2 318
57025090	Carpets & other textile floor coverings,woven,not of pile construction,not made up, other than of cotton and jute fibres	-	250	-	4 677
57029210	Prayer rugs, woven/not tufted/flocked, made of man-made textile materials, not of pile construction, made up	-	632	-	248
57029290	Carpet&oth textile floor coverings,woven,of man-made textile materials ,not of pile construction,made up, o.t prayer rug	624	1 529	7 387	17 411
57029911	Prayer rugs, woven/not tufted/flocked, made of cotton, not of pile construction, made up	-	2 452	-	10 667
57029920	Carpets & other textile floor coverings,of jute fibres ,not of pile construction,made up	1 053	4 092	6 845	27 293
57029999	Carpets&oth textile floor coverings,woven,o.t cotton&jute fibres ,not of pile construction,made up,other than prayer rug	-	41	-	202
57031010	Floor mats of a kind used for motor vehicles of heading 87.02, 87.03 or 87.04 of wool or fine animal hair, tufted	-	1 196	-	1 926
57031020	Prayer rugs of wool or fine animal hair, tufted	-	1 200	-	16 400
57031030	Flooring carpets of a kind used for motor vehicles of headings 87.02, 87.03 or 87.04 of wool or fine animal hair, tufted	-	2 524	-	9 528
57031090	Carpets and oth textile floor coverings, tufted,won made up, from wool or fine animal hair other than HS 5703.10.10-30	26	2 853	1 032	13 590
57032010	Prayer rugs from nylon or other polyamides, tufted	1 458	4 681	3 570	21 748
57032090	Carpets and oth textile floor coverings, tufted, won made up of nylon or other polyamides other than prayer rugs	113 512	1 192 107	522 539	5 277 157
57033010	Prayer rugs from other man-made textile materials, tufted	20 148	257 988	78 088	876 332
57033090	Carpets and other textile floor coverings, tufted, won made up, not prayer rugs of other man-made textile materials	333 721	4 950 414	1 000 792	13 069 789
57039019	Carpets and other textile floor coverings, tufted, whether or not made up, of cotton, other than prayer rugs	62	38 117	80	35 482
57039021	Floor mats of a kind used for motor vehicles of heading 87.02, 87.03 or 87.04 of jute fibres, tufted	-	25	-	45
57039022	Flooring carpets of a kind used for motor vehicles of headings 87.02, 87.03 or 87.04 of jute fibres, tufted	-	282	-	100
57039029	Carpets and other textile floor coverings, tufted, whether or not made up, of jute fibres, o.t HS 5703.90.21-5703.90.22	7	156	5	1 612

Tabel 3 : Ekspor Indonesia menurut Komoditi ( Kode HS 8 digit )

Desember 2019

Kode H S	Uraian golongan barang	Berat bersih (Kg)		Nilai F.O.B. ( U S \$ )	
		Bulan ini	Kumulatif	Bulan ini	Kumulatif
(1)	(2)	(3)	(4)	(5)	(6)
57039091	Floor mats of a kind used for motor vehicles of heading 87.02, 87.03 or 87.04,not made of cotton or jute fibres,tufted	-	5 889	-	42 072
57039092	Prayer rugs is not made of cotton or jute fibres, tufted	-	1	-	35
57039093	Flooring carpets,used for motor vehicles of headings 87.02, 87.03 or 87.04 are not made of cott or jute fibres, tufted	11	1 054	99	15 801
57039099	Carpets&other textile floor coverings,tufted,won made up, not of cotton&jute fibres,o.t HS 5703.90.91-5703.90.93	1 671	75 758	2 019	216 591
57049000	Tiles, having a minimum surface area exceeding 1 m2, of felt, not tufted or flocked, whether or not made up	26 199	508 902	56 238	994 516
57050011	Prayer rugs from cotton, other than heading 5701-5704	5 547	55 252	43 125	462 385
57050019	Carpets and other textile floor coverings, other than heading 5701-5704,whether or not made up, of cotton,o.t prayer rug	41 851	227 122	50 330	284 664
57050021	Nonwoven floor coverings, o.t heading 5701-5704, used for motor vehicles of heading 87.02, 87.03 or 87.04,of jute fibres	-	3 634	-	30 269
57050029	Carpets and other textile floor coverings, other than heading 5701-5704, of jute fibres, other than HS 5705.00.21	4 001	49 829	22 372	272 117
57050091	Prayer rugs, other than heading 5701-5704, other than of cotton or jute fibres	-	2 180	-	8 370
57050092	Nonwoven floor coverings, other than heading 5701-5704, used for motor vehicles of heading 8702, 8703 or 8704	92 357	1 319 146	629 268	9 457 882
57050099	Carpet&other textile floor coverings, o.t heading 5701-5704, o.t of cotton&jute fibres, o.t HS 5705.00.91-5705.00.92	15 496	890 275	135 864	8 311 020
58011010	Woven pile fabrics&chenille fabrics, o.t heading 58.02/58.06,of wool/fine animal hair, impregnated,coat,cover/laminated	-	915	-	12 249
58011090	Woven pile &chenille fabrics, o.t heading 58.02/58.06,of wool/fine animal hair not impregnated,coat,covered/laminated	-	3 934	-	21 545
58012190	Uncut weft pile fabrics,woven, other than heading 58.02/58.06,of cotton,other than impregnated,coated,covered/laminated	-	1 664	-	1 970
58012290	Woven pile fabrics, o.t heading 58.02/58.06,cut corduroy,o.t impregnated, coated,covered/laminated, of cotton	16	1 344	584	2 357
58012710	Warp pile fabrics,woven, other than fabrics of heading 58.02 or 58.06,impregnated, coated, covered/laminated, of cotton	-	11 991	-	78 875
58012790	Warp pile fabrics,woven, other than fabrics of heading 58.02/58.06,of cotton, o.t impregnated, coated,covered/laminated	-	221	-	4 499
58013290	Woven pile fabrics, o.t heading 58.02/58.06,cut corduroy, of man-made fibres, o.t impregnated, coated, covered/laminated	-	122	-	2 422
58013390	Cut weft pile fabrics,woven, o.t heading 58.02/58.06, of man-made fibres, o.t impregnated, coated,covered/laminated	-	2 562	-	28 792
58013610	Chenille fabrics, other than fabrics of heading 58.02/58.06,of man-made fibres, impregnated, coated, covered/laminated	-	29 794	-	153 956
58013690	Chenille fabrics, o.t fabrics of heading 58.02/58.06, of man-made fibres, o.t impregnated, coated, covered/laminated	-	5 159	-	38 864
58013710	Warp pile fabrics,woven, o.t fabrics of heading 58.02 or 58.06,of man-made fibres,impregnated, coated, covered/laminated	14 423	97 825	289 402	2 117 963



Tabel 3 : Ekspor Indonesia menurut Komoditi ( Kode HS 8 digit )

Desember 2019

Kode H S	Uraian golongan barang	Berat bersih (Kg)		Nilai F.O.B. ( U S \$ )	
		Bulan ini	Kumulatif	Bulan ini	Kumulatif
(1)	(2)	(3)	(4)	(5)	(6)
58019019	Woven pile & chenille fabrics, other than heading 58.02 or 58.06, of silk, o.t impregnated, coated, covered/laminated	-	5	-	608
58019091	Woven pile&chenille fabrics,o.t head 58.02/58.06, impregnated,coat,cover,o.t of animal hair/cotton/man-made fibres/silk	2 215	6 570	614	1 936
58019099	Woven pile&chenille fabrics,o.t head 58.02/58.06,o.t impregnate,coat,cover,o.t of animal hair/cotton/man-made fibre/silk	704	9 269	216	7 669
58021100	Terry towelling and similar woven terry fabrics,other than narrow fabrics of heading 58.06, of cotton, unbleached	-	9	-	40
58021900	Terry towelling and similar woven terry fabrics, other than narrow fabrics of heading 58.06 of cotton, bleached	240	8 845	2 343	103 188
58022010	Terry towelling and similar woven terry fabrics, other than narrow fabrics of heading 58.06, of wool or fine animal hair	-	877	-	8 792
58022090	Terry towelling&similar woven terry fabrics, o.t narrow fabrics of heading 58.06,o.t of cotton/wool/fine animal hair	0	476	139	3 621
58023020	Tufted textile fabrics woven,other than products of heading 57.03, made of cotton or man-made fibres	-	633	-	4 217
58023030	Tufted textile fabrics woven, other than products of heading 57.03, other than made of cotton or man-made fibres	-	1	-	35
58023090	Tufted textile fabrics, other than heading 57.03, other than HS 5802.30.10-5802.30.30	-	698	-	5 157
58030010	Gauze, other than narrow fabrics of heading 58.06, made of cotton	127	19 036	2 753	15 476
58030090	Gauze, other than narrow fabrics of heading 58.06, other than made of cotton, man-made fibres, wool or fine animal hair	59 622	584 305	172 398	1 691 840
58041011	Tulles&other net fabrics, not including woven, knitted/crocheted fabrics, of silk,impregnated, coated, covered/laminated	20	23	236	244
58041019	Tulles&other net fabrics, not including woven,knitted/crocheted fabrics,of silk,o.t impregnated,coated,covered/laminated	3	3 939	1 498	59 371
58041021	Tulles&other net fabrics, not including woven, knitted/crocheted fabrics, of cotton,impregnated,coated,covered/laminated	1	4	0	1
58041029	Tulles&other net fabrics,not including woven,knitted/crocheted fabrics,of cotton,o.t impregnated,coated,cover/laminated	-	62	-	722
58041091	Tulles&other net fabrics, not including woven,knitted/crocheted fabrics, o.t of cotton/silk,impregnated,coated,covered	-	108	-	1 168
58041099	Tulles&other net fabrics,not including woven,knitted/crocheted fabrics,o.t of cotton/silk,o.t impregnated,coated,covered	8 455	134 224	61 923	1 127 334
58042110	Mechanically made lace,o.t fabrics of headings 60.02-60.06, of man-made fibres, impregnated, coated, covered/laminated	-	29	-	431
58042190	Mechanically made lace,o.t fabrics of headings 60.02-60.06,of man-made fibres,o.t impregnated, coated, covered/laminated	39 369	531 180	440 127	5 774 032
58042910	Mechanically made lace, o.t fabrics of headings 60.02- 60.06, o.t man-made fibres, impregnated,coated, covered/laminated	-	13 411	-	77 450
58042990	Mechanically made lace,o.t fabrics of heading 60.02- 60.06, o.t man-made fibres,o.t impregnated,coated,covered/laminated	274	1 733	6 294	42 062

Tabel 3 : Ekspor Indonesia menurut Komoditi ( Kode HS 8 digit )

Desember 2019

Kode H S	Uraian golongan barang	Berat bersih (Kg)		Nilai F.O.B. ( U S \$ )	
		Bulan ini	Kumulatif	Bulan ini	Kumulatif
(1)	(2)	(3)	(4)	(5)	(6)
58043000	Hand-made lace, in the piece, in strips or motifs, other than fabrics of headings 60.02 to 60.06	45	10 204	2 056	437 205
58050010	Hand-woven tapestries of the type Gobelins, Flanders, Aubusson, Beauvais & needle-worked tapestries, won made up, of cotton	15	15	408	408
58050090	Hand-woven tapestries of the type Gobelin, Flanders, Aubusson, Beauvais & needle-worked tapestries, won made up, o.t of cotton	-	1	-	4
58061090	Woven pile fabrics (incl. terry towelling & similar terry fabrics) & chenille fabrics, o.t heading 58.07, o.t of silk/cotton	30 800	711 326	140 874	4 202 543
58062010	Sports tape of a kind used to wrap sports equipment grips, containing by weight >= 5% of elastomeric yarn/rubber thread	13 761	148 891	505 039	5 858 212
58062090	Narrow woven fabrics o.t heading 58.07, containing by weight >5% of elastomeric yarn/rubber thread, o.t HS 5806.20.10	65 264	745 170	944 226	10 779 040
58063110	Narrow woven fabrics of cotton, o.t heading 58.07, suit for manufacture of inked ribbons for typewriters/similar machines	3	11	11	1 217
58063120	Narrow woven fabrics of cotton, o.t heading 58.07, backing of a kind used for electrical insulating paper	-	129	-	122
58063130	Narrow woven fabric, o.t heading 58.07, ribbons used for making slide fasteners & of a width > 12 mm made of cotton	-	1	-	1
58063190	Narrow woven fabrics of cotton, o.t heading 58.07, other than HS 5806.31.10-5806.31.30	151	1 157	244	13 402
58063210	Narrow woven fabric, o.t heading 58.07, of man-made fibre, for manufac inked ribbon for typewriter; safety seat belt fabric	9 175	18 455	58 819	104 720
58063240	Narrow woven fabrics of man-made fibres, o.t heading 58.07, backing of a kind used for electrical insulating paper	-	146	-	35
58063250	Narrow woven fabric of man-made fibre, other than heading 58.07, ribbon used for making slide fasteners & width > 12 mm	-	11	-	79
58063290	Narrow woven fabrics of man-made fibres, other than heading 58.07, other than HS 5806.32.10-5806.32.50	24 698	230 481	184 489	1 860 546
58063991	Narrow woven fabrics o.t of cotton/man-made fibres/silk, o.t heading 58.07, backing used for electrical insulating paper	0	0	1	1
58063992	Narrow woven fabric o.t of cotton/man-made fibres/silk o.t heading 58.07, suit for manufac inked ribbon for typewriter	1	39	7	118
58063993	Narrow woven fabric o.t of cotton/manmade fibre/silk o.t heading 58.07, ribbon used for make slide fastener & width > 12 mm	-	5	-	385
58063999	Narrow woven fabric other than of cotton/manmade fibre/silk, other than heading 58.07, other than HS 5806.39.91-5806.39.93	40 970	640 066	193 241	2 934 478
58064000	Fabrics consisting of warp without weft assembled by means of an adhesive (bolducs), other than heading 58.07	-	26	-	2 116
58071000	Labels, badges & similar articles of textile materials, in the piece, in strips or cut to shape or size, not embroidered, woven	1 350	15 099	33 273	548 789
58079010	Labels, badges & similar articles of textile materials, in the piece, in strips/cut to shape/size, not embroidered, non woven	200	31 658	956	1 035 268
58079090	Label, badge & similar articles, in piece, in strips/cut to shape/size, not embroidered, other than woven & nonwoven fabrics	444	8 198	18 779	238 771
58081010	Braids in the piece, combined with rubber thread	2	141	4	3 386

Tabel 3 : Ekspor Indonesia menurut Komoditi ( Kode HS 8 digit )

Desember 2019

Kode H S	Uraian golongan barang	Berat bersih (Kg)		Nilai F.O.B. ( U S \$ )	
		Bulan ini	Kumulatif	Bulan ini	Kumulatif
(1)	(2)	(3)	(4)	(5)	(6)
58081090	Braids in the piece, other than combined with rubber thread	71	32 590	492	137 419
58089010	Ornamental trimming in the piece, w/o embroidery,o.t knitted/crocheted;tassels,pompons&similar,combined w/ rubber thread	-	127	-	14 211
58089090	Ornamental trimming in piece,w/o embroidery,o.t knitted/crocheted;tassels,pompons&similar,o.t combined w/ rubber thread	12 047	13 546	17 699	138 183
58090000	Woven fabrics of metal thread&of metallised yarn heading 56.05,used in apparel,as furnishing fabrics/similar purpose,nes	-	805	-	1 057
58101000	Embroidery without visible ground, in the piece, in strips or in motifs	2 161	15 071	59 528	404 874
58109100	Embroidery; with visible ground, of cotton, in the piece, in strips or in motifs	15 804	174 566	197 742	2 079 755
58109200	Embroidery; with visible ground, of man-made fibres, in the piece, in strips or in motifs	16 134	133 056	263 583	2 026 584
58109900	Embroidery; with visible ground, other than cotton&man-made fibres, in the piece, in strips/in motifs	4 991	188 437	56 431	2 250 259
58110090	Quilt textile in piece,?1 layer of textile assemble w/padding by stitch,o.t embroidery head 58.10, o.t wool/fine/coarse	17	49 250	115	139 020
59011000	Textile fabrics coated with gum or amylaceous substances, of a kind used for the outer covers of books or the like	2 324	138 493	5 189	579 434
59019020	Prepared painting canvas	7 162	45 424	22 038	171 993
59019090	Buckram and similar stiffened textile fabrics of a kind used for hat foundations.	6 270	19 871	24 543	151 028
59021019	Tyre cord fabric or high tenacity yarn of nylon/other polyamides,of chafer fabric,rubberised, other than of nylon-6 yarn	3 215	24 720	41 316	224 344
59021091	Tyre cord fabric of high tenacity yarn of nylon/other polyamides, other than chafer fabric, rubberised, of nylon-6 yarn	501 949	10 291 926	2 599 588	51 376 733
59021099	Tyre cord fabric of high tenacity yarn of nylon/other polyamides, o.t chafer fabric, rubberised, o.t of nylon-6 yarn	378	236 132	8 713	465 036
59022020	Tyre cord fabric of high tenacity yarn of polyester, of chafer fabric, rubberised	-	65 660	-	240 618
59022091	Tyre cord fabric of high tenacity yarn of polyester, other than of chafer fabric, rubberised, containing cotton	-	36 518	-	109 151
59022099	Tyre cord fabric of high tenacity yarn of polyester,other than of chafer fabric, rubberised,other than containing cotton	1 003 946	13 370 932	2 862 902	41 058 009
59029090	Tyre cord fabric of viscose rayon, of other than chafer fabric, rubberised	100	417	543	3 861
59031010	Textile fabrics impregnated, coated, covered/laminated with poly(vinyl chloride), other than heading 59.02, interlining	50 920	564 033	175 678	2 030 326
59031090	Textile fabrics impregnated, coated, covered/laminated with poly(vinyl chloride),o.t heading 59.02, o.t interlining	18 386	627 028	89 327	2 829 981
59032000	Textile fabrics impregnated, coated, covered or laminated with polyurethane, other than those of heading 59.02	317 203	2 183 443	2 686 379	21 123 390
59039010	Canvas-type fabrics impregnated, coated, covered or laminated with nylon or other polyamides, o.t those of heading 59.02	55	3 853	936	47 911
59039090	Textile fabrics impregnated, coated, covered/laminated with plastics, o.t heading 59.02, o.t HS 5903.10.10-5903.90.10	5 132	382 839	37 368	2 167 634

Tabel 3 : Ekspor Indonesia menurut Komoditi ( Kode HS 8 digit )

Desember 2019

Kode H S	Uraian golongan barang	Berat bersih (Kg)		Nilai F.O.B. ( U S \$ )	
		Bulan ini	Kumulatif	Bulan ini	Kumulatif
(1)	(2)	(3)	(4)	(5)	(6)
59049000	Floor coverings consisting of a coating/covering applied on a textile backing,whether/not cut to shape	10	10	10	10
59050010	Textile wall coverings of wool or fine or coarse animal hair	-	160	-	3 106
59050090	Textile wall coverings of other than wool or fine or coarse animal hair	261	2 396	7 438	73 798
59061000	Rubberised textile fabrics, adhesive tape of a width not exceeding 20 cm, other than those of heading 59.02	215 259	3 036 051	797 195	10 976 469
59069100	Rubberised textile fabrics, knitted or crocheted, o.t adhesive tape of a width not exceeding 20 cm and o.t heading 59.02	-	660	-	17 182
59069990	Rubberised textile fabrics, o.t heading 59.02/adhesive tape of a width?20cm/knitted/crocheted/rubber sheeting for hospital	91 479	1 348 099	365 439	5 431 479
59070010	Fabrics impregnated, coated or covered with oil or oilbased preparations	458	458	5 583	5 583
59070030	Fabrics impregnated, coated or covered with fire resistant substances	-	0	-	22
59070040	Fabrics impregnated, coated or covered with flock velvet, the entire surface of which is covered with textile flock	-	247	-	2 015
59070050	Fabrics impregnated, coated or covered with wax, tar, bitumen or similar products	-	210	-	2 100
59070060	Fabrics impregnated, coated or covered with other substances	65	346	854	3 204
59070090	Painted canvas being theatrical scenery, studio back-cloths or the like	86	3 544	180	28 046
59080010	Wicks, incandescent gas mantles	373	6 287	81	19 442
59080090	Tubular knitted gas mantle fabric therefor, whether or not impregnated	22 609	81 743	64 011	280 460
59090010	Textile hosepiping and similar textile tubing, with/without lining, armour/accessories of other materials, fire hoses	427	467	335	2 245
59090090	Textile hosepiping & similar textile tubing, with/without lining, armour/accessories of other materials o.t fire hoses	-	2 367	-	66 579
59100000	Transm/conveyor belts,of text material,won impregnated,coat,covered/laminate w/plastics,reinforced w/metal/oth material	4	3 181	1 288	50 374
59111000	Textile fabrics,felt&felt-lined woven fabrics,coat/cover w/ rubber,leather/oth,used for card clothing& technic purpose	513	7 365	6 017	27 229
59112000	Bolting cloth, whether or not made up	3 645	46 521	220 539	2 678 030
59113100	Textile fabrics&felts,endless/fitted with linking devices,used in paper-making/similar machines,weighing< 650 g/m2	-	3	-	6
59113200	Textile fabrics&felts,endless/fitted with linking devices,used in paper-making/similar machines,weighing? 650 g/m2	30	36	305	4 286
59114000	Straining cloth of a kind used in oil presses or the like, including that of human hair	22	32	3 805	5 374
59119010	Textile products and articles, for technical uses, specified in Note 7 to this Chapter, gaskets and seals	-	15 264	-	113 756
59119090	Textile product&article,for technic use,specified in Note 7 this Chapter,o.t subheading 5911.10-5911.40,o.t gasket&seal	74 484	1 166 209	631 293	8 715 327
60011000	Long pile fabrics, knitted or crocheted	39 853	799 708	300 969	6 155 200
60012100	Looped pile fabrics of cotton, knitted or crocheted	849	155 990	7 396	1 106 239
60012200	Looped pile fabrics of man made fibres, knitted or crocheted	13 491	224 736	94 642	936 294
60012900	Looped pile fabrics of other than cotton and man-made fibres, knitted or crocheted	115	23 975	212	86 632

Tabel 3 : Ekspor Indonesia menurut Komoditi ( Kode HS 8 digit )

Desember 2019

Kode H S	Uraian golongan barang	Berat bersih (Kg)		Nilai F.O.B. ( U S \$ )	
		Bulan ini	Kumulatif	Bulan ini	Kumulatif
(1)	(2)	(3)	(4)	(5)	(6)
60019100	Pile fabrics, other than long pile fabrics and looped pile fabric, of cotton, knitted or crocheted	28	3 290	417	21 543
60019220	Pile fabrics of 100% polyester staple,width?63.5mm but?76.2mm,o.t long&looped pile,use in manufacture of paint rollers	7	26 479	60	14 493
60019230	Pile fabrics,o.t long pile fabrics&looped pile,of manmade fibre,contain elastomeric yarn/rubber thread,knitted/crocheted	-	2	-	27
60019290	Pile fabrics, o.t long&looped pile, of man-made fibre, knitted/crocheted, nec in sub heading 6001.92	19 651	408 893	104 250	2 075 101
60019919	Pile fabric o.t long&looped pile,o.t cotton/manmade fibre,unbleach,not mercerise,o.t cont elastomeric yarn/rubber thread	-	11 213	-	20 401
60019990	Pile fabric other than long&looped pile, other than of cotton/manmade fibre,other than unbleached/not mercerised	14 903	15 779	59 537	62 738
60024000	Knitted/crocheted fabrics width ?30 cm, containing by weight 5 % or more elastomeric yarn but not rubber thread	9	9 937	20	119 366
60029000	Knitted/crocheted fabrics width ? 30 cm, other than containing by weight 5%/more elastomeric yarn but not rubber thread	6 838	111 214	77 129	627 562
60032000	Knitted or crocheted fabrics of cotton,of a width not exceeding 30 cm, other than those of heading 60.01 or 60.02	-	5 271	-	54 464
60033000	Knitted/crocheted fabrics of synthetic fibres of a width not exceeding 30 cm,other than those of heading 60.01 or 60.02	-	700	-	10 979
60039000	Knitted or crocheted fabrics of a width not exceeding 30 cm,o.t heading 60.01 or 60.02,o.t subheading 6003.10-6003.40	-	1 512	-	5 029
60041010	Knitted/crocheted fabric of width>30 cm,contain by weight 5%-20% of elastomeric yarn,not contain rubber thread,o.t 60.01	12 917	173 980	96 755	1 103 496
60041090	Knitted/crocheted fabric of width>30 cm,o.t cont weight 5%-20% of elastomeric yarn,not cont rubber thread,o.t 60.01	356 282	3 077 594	1 959 882	17 679 957
60049000	Knitted/crocheted fabrics width > 30cm,contain weight ?5%of elastomeric yarn,contain rubber thread,o.t heading 60.01	37 553	546 538	316 935	5 128 442
60052100	Warp knit fabrics(include those made on galloon knitt machines),o.t headings 60.01-60.04 of cotton,unbleached/bleached	9	8 359	20	9 303
60052200	Warp knit fabrics (include those made on galloon knitting machines),other than headings 60.01-60.04, of cotton, dyed	1	38 603	5	451 571
60052300	Warp knit fabrics(include those made on galloon knit machines),o.t headings 60.01-60.04,of cotton yarns different colour	-	198	-	2 750
60052400	Warp knit fabrics (including galloon knitt machines), other than those of headings 60.01 to 60.04 of cotton, printed	2	150	6	1 591
60053500	Warp knit fabrics specified in Subheading Note 1 to this Chapter, of synthetic fibres	0	1 223	1	78 912
60053610	Knitted swimwear fabrics of polyester&polybutylene terephthalate, polyester predominates by weight,unbleached/bleached	-	659	-	7 940
60053690	Warp knit fabric of synthetic fibre (incl made on galloon knit machine),o.t HS 6005.35.00-6005.36.10,unbleached/bleached	194	28 429	874	325 145
60053710	Knitted swimwear fabrics of polyester and polybutylene terephthalate in which polyester predominates by weight,dyed	301	578	3 455	7 071

Tabel 3 : Ekspor Indonesia menurut Komoditi ( Kode HS 8 digit )

Desember 2019

Kode H S	Uraian golongan barang	Berat bersih (Kg)		Nilai F.O.B. ( U S \$ )	
		Bulan ini	Kumulatif	Bulan ini	Kumulatif
(1)	(2)	(3)	(4)	(5)	(6)
60053790	Warp knit fabrics of synthetic fibres (include those made on galloon knit machines),o.t HS 6005.35.00-6005.37.10, dyed	2 786	198 984	37 408	1 763 335
60053890	Warp knit fabric of synthetic fibre (incl made on galloon knit machine),of differ color yarn,o.t HS6005.35.00-6005.38.10	30 440	486 771	83 666	1 283 655
60053910	Knitted swimwear fabrics of polyester and polybutylene terephthalate in which polyester predominates by weight, printed	-	50	-	899
60053990	Warp knit fabrics of synthetic fibres (include made on galloon knit machine),o.t HS 6005.35.00-6005.39.10, printed	-	4 934	-	57 522
60054200	Warp knit fabrics (include those made on galloon knitt machines),o.t headings 60.01 to 60.04, of artificial fibres, dyed	-	5 790	-	63 058
60059090	Warp knit fabrics (incl made on galloon knitt machines),o.t head 60.01-60.04,n.e.c. 60.05, o.t of wool/fine animal hair	10 070	497 512	49 319	3 000 467
60061000	Fabrics; knitted or crocheted fabrics, other than those of headings 60.01 to 60.05, of wool or fine animal hair	20	1 321	113	3 836
60062100	Fabrics; knitted or crocheted fabrics, other than those of headings 60.01 to 60.05, of cotton, unbleached or bleached	1 665	60 728	17 171	269 855
60062200	Fabrics; knitted or crocheted fabrics, other than those of headings 60.01 to 60.05, of cotton, dyed	477 498	4 764 177	2 060 613	28 063 650
60062300	Fabrics; knitted or crocheted fabrics, o.t those of headings 60.01 to 60.05, of cotton, of yarns of different colours	704	204 165	8 789	1 008 258
60062400	Fabrics; knitted or crocheted fabrics, other than those of headings 60.01 to 60.05, of cotton, printed	4 255	318 956	38 187	3 660 434
60063110	Nylon fibre mesh of a kind used as backing material for mosaic tiles, unbleached or bleached	-	5 012	-	49 966
60063120	Knitted or crocheted fabrics, elastic (combined with rubber threads) of synthetic fibres, unbleached or bleached	383	413	5 257	5 284
60063190	Knitted or crocheted fabrics of synthetic fibres, unbleached or bleached, other than nylon fibres mesh and elastic	162 622	2 024 232	676 842	6 920 761
60063210	Nylon fibre mesh of a kind used as backing material for mosaic tiles, dyed	71	663	398	5 338
60063220	Knitted or crocheted fabrics, elastic (combined with rubber threads) of synthetic fibres, dyed	-	496	-	3 958
60063290	Knitted or crocheted fabrics of synthetic fibres, dyed, other than nylon fibres mesh and elastic	214 078	1 363 774	1 350 481	8 746 007
60063310	Knitted or crocheted fabrics, elastic (combined with rubber threads) of synthetic yarns of different colours	-	5 624	-	132 861
60063390	Knitted/crocheted fabrics synthetic yarns of different colours,other than elastic (combined with rubber threads)	78 176	1 352 514	459 000	7 051 688
60063410	Knitted or crocheted fabrics, elastic (combined with rubber threads) of synthetic yarns, printed	3	13 149	14	7 897
60063490	Knitted or crocheted fabrics, of synthetic yarn, other than elastic (combined with rubber threads) yarns, printed	437	51 344	7 114	143 253
60064110	Knitted or crocheted fabrics, elastic (combined with rubber threads) of artificial fibres, unbleached or bleached	-	360	-	3 108
60064190	Knitted/crocheted fabrics other than of elastic(combined with rubber threads) of artificial fibres,unbleached/bleached	1 486	7 856	7 547	38 644
60064210	Knitted or crocheted fabrics, elastic (combined with rubber threads) of artificial fibres, dyed	5	13 806	45	278 988
60064290	Knitted or crocheted fabrics of artificial fibres, dyed, other than elastic (combined with rubber threads)	21	33 083	137	57 960

Tabel 3 : Ekspor Indonesia menurut Komoditi ( Kode HS 8 digit )

Desember 2019

Kode H S	Uraian golongan barang	Berat bersih (Kg)		Nilai F.O.B. ( U S \$ )	
		Bulan ini	Kumulatif	Bulan ini	Kumulatif
(1)	(2)	(3)	(4)	(5)	(6)
60064390	Knitted/crocheted fabrics of artificial fibres,of yarns different colours, o.t elastic (combined with rubber threads)	-	122	-	1 520
60064490	Knitted or crocheted fabrics of artificial fibres, printed, other than elastic (combined with rubber threads)	-	32	-	70
60069000	Fabrics; knitted or crocheted fabrics, n.e.c. 60.01 to 60.06	241 714	1 739 328	1 183 028	8 476 235
61012000	Men/boys' over/car-coat,cape,wind-cheater/jacket & similar,knitted/crocheted,oth heading 61.03,of cotton	147 153	2 381 706	2 909 109	36 667 668
61013000	Men/boys' over/car-coat,cape,wind-cheater/jacket & similar,knitted/crocheted,oth heading 61.03,of man-made fibres	54 517	1 378 061	1 452 607	26 925 120
61019000	Men/boys' over/car-coat,cape,wind-cheater/jacket & similar,knitted/crocheted,oth heading 61.03,of oth textile material	50 802	2 147 916	2 045 374	52 920 550
61021000	Women/girl over/car-coat,cape,wind-cheater/jacket &similar,knitted/crocheted,oth heading 61.04,of wool/fine animal hair	5 565	142 370	144 116	4 425 789
61022000	Women/girl over/car-coat,cape,wind-cheater/jacket &similar,knitted/crocheted,oth heading 61.04,of cotton	184 533	3 606 650	3 413 489	56 175 577
61023000	Women/girl over/car-coat,cape,wind-cheater/jacket &similar,knitted/crocheted,oth heading 61.04,of man-made fibres	25 211	2 418 750	465 455	42 338 213
61029000	Women/girl over/car-coat,cape,wind-cheater/jacket &similar,knitted/crocheted,oth heading 61.04,of oth textile material	876	472 138	22 420	10 097 647
61031000	Men's/boys' suits, knitted/crocheted	9 792	3 487 725	260 640	70 489 777
61032200	Men's/boys' ensembles knitted/crocheted, of cotton	2 476	81 059	41 588	1 092 589
61032300	Men's/boys' ensembles knitted/crocheted,of synthetic fibres	11 287	307 739	224 114	4 715 660
61032900	Men's/boys' ensembles knitted/crocheted,of other textilematerials	11 363	400 818	310 592	11 055 266
61033100	Men's/boys' jackets & blazers,knitted/crocheted, of wool/fine animal hair	-	2 457	-	264 296
61033200	Men's/boys' jackets & blazers,knitted/crocheted, of cotton	143 719	806 030	1 660 798	9 649 763
61033300	Men's/boys' jackets & blazers,knitted/crocheted,of synteticfibres	26 233	573 626	845 610	11 909 959
61033910	Men's/boys' jackets & blazers,knitted/crocheted, of ramie,linen or silk	1	4 796	5	123 808
61033990	Men's/boys' jacket&blazer,knitted/crocheted,of oth materialpos head 6103.	15 612	592 332	427 234	11 969 004
61034200	Men's/boys' trouser,bib & brace overall,breeche & short,knitted/crocheted,of cotton	264 690	7 428 802	3 957 104	104 913 167
61034300	Men's/boys' trouser,bib & brace overall,breeche & short,knitted/crocheted,of synthetic fibres	249 384	2 659 243	5 354 986	57 428 369
61034900	Men's/boys' trouser,bib & brace overall,breeche & short,knitted/crocheted,of other textile materials	204 599	1 365 735	5 285 831	31 472 766
61041300	Women's or girls' suits,knitted or crocheted, of syntheticfibres	17 305	263 576	443 215	5 411 542
61041920	Women's or girls' suits,knitted or crocheted, of cotton	15 614	415 393	365 974	6 159 476
61041990	Women's or girls' suits,knitted/crocheted,of other textilematerials	49 361	1 252 886	1 638 995	14 746 578
61042200	Women's/girls' ensembles,knitted or crocheted, of cotton	-	62 663	-	1 453 525
61042300	Women's/girls' ensembles,knitted or crocheted, of syntheticfibres	650	33 685	13 618	420 798
61042900	Women's/girls' ensembles,knitted or crocheted, of othertextile materials	6 192	145 424	99 388	2 511 315
61043100	Women's/girls' jackets & blazers,knitted or crocheted, of wool or fine animal hair	-	5	-	20

Tabel 3 : Ekspor Indonesia menurut Komoditi ( Kode HS 8 digit )

Desember 2019

Kode H S	Uraian golongan barang	Berat bersih (Kg)		Nilai F.O.B. ( U S \$ )	
		Bulan ini	Kumulatif	Bulan ini	Kumulatif
(1)	(2)	(3)	(4)	(5)	(6)
61043200	Women's/girls' jackets & blazers, knitted or crocheted, of cotton	18 867	744 093	970 187	20 605 112
61043300	Women's/girls' jackets & blazers, knitted or crocheted, of synthetic fibres	62 169	725 940	1 650 987	18 688 643
61043900	Women's/girls' jackets & blazers, knitted or crocheted, of other textile materials	58 304	442 344	1 716 241	11 328 461
61044100	Women's/girls' dresses, knitted or crocheted, of wool or fine animal hair	2 102	94 656	85 959	3 415 689
61044200	Women's/girls' dresses, knitted or crocheted, of cotton	226 269	2 326 784	3 673 625	42 810 846
61044300	Women's/girls' dresses, knitted or crocheted, of synthetic fibres	208 153	3 637 307	4 759 017	73 350 679
61044400	Women's/girls' dresses, knitted or crocheted, of artificial fibres	8 967	506 841	117 690	9 654 921
61044900	Women's/girls' dresses, knitted or crocheted, of other textile materials	554 928	6 813 816	7 433 724	78 337 309
61045100	Women's/girls' skirts & divided skirts, knitted/crocheted, of wool or fine animal hair	-	864	-	47 222
61045200	Women's/girls' skirts & divided skirts, knitted/crocheted, of cotton	55 367	639 109	656 723	13 029 570
61045300	Women's/girls' skirts & divided skirts, knitted/crocheted, of synthetic fibres	30 745	796 707	777 311	14 784 402
61045900	Women's/girls' skirts & divided skirts, knitted/crocheted, of other textile materials	19 834	405 921	317 714	6 135 576
61046100	Women's/girls' trouser, bib & brace overall, breeches & short, knitted/crocheted, of wool or fine animal hair	-	23 940	-	440 884
61046200	Women's/girls' trouser, bib & brace overall, breeches & short, knitted/crocheted, of cotton	1 391 562	18 126 622	22 299 112	295 452 629
61046300	Women's/girls' trouser, bib & brace overall, breeches & short, knitted/crocheted, of synthetic fibres	468 610	7 171 402	12 550 483	158 113 610
61046900	Women's/girls' trouser, bib & brace overall, breeches & short, knitted/crocheted, of other textile materials	183 239	4 284 177	4 646 052	89 920 990
61051000	Men's or boys' shirts, knitted or crocheted, of cotton	373 105	3 729 909	6 544 353	61 048 374
61052010	Men's or boys' shirts, knitted or crocheted, of synthetic fibres	119 917	1 425 172	3 209 847	38 045 919
61052020	Men's or boys' shirts, knitted or crocheted, of artificial fibres	47 559	314 192	1 235 802	8 230 182
61059000	Men's or boys' shirts, knitted or crocheted, of other textile materials	171 451	1 689 609	3 123 667	28 073 690
61061000	Women's or girls' blouses, shirts & shirt-blouses, knitted/crocheted, of cotton	399 146	3 560 151	6 614 355	54 994 913
61062000	Women's or girls' blouses, shirts & shirt-blouses, knitted/crocheted, of man-made fibres	155 994	1 726 473	3 290 452	31 931 392
61069000	Women's or girls' blouses, shirts & shirt-blouses, knitted/crocheted, of other textile materials	171 033	1 720 525	2 373 662	28 997 822
61071100	Men's or boys' underpants and briefs, knitted or crocheted, of cotton	61 076	664 372	1 141 053	13 076 053
61071200	Men's or boys' underpants and briefs, knitted or crocheted, of man-made fibres	61 799	729 783	2 016 137	18 955 321
61071900	Men's or boys' underpants and briefs, knitted or crocheted, of other textile materials	493	509 773	21 314	8 870 010
61072100	Men's or boys' nightshirts & pyjamas, knitted or crocheted, of cotton	13 129	163 649	277 578	2 811 896
61072200	Men's or boys' nightshirts & pyjamas, knitted or crocheted, of man-made fibres	-	11 676	-	169 896
61072900	Men's or boys' nightshirts & pyjamas, knitted or crocheted, of other textile materials	15	365	549	12 338
61079100	Men's or boys' bathrobes, dressing gowns & similar articles, knitted or crocheted, of cotton	74 478	870 594	188 591	4 003 710
61079900	Men's or boys' bathrobes, dressing gowns & similar articles, knitted or crocheted, of other textile materials	172	52 528	6 268	701 376
61081100	Women's or girls' slips and petticoats, knitted/crocheted, of man-made fibres	3 211	137 162	118 209	2 938 506



Tabel 3 : Ekspor Indonesia menurut Komoditi ( Kode HS 8 digit )

Desember 2019

Kode H S	Uraian golongan barang	Berat bersih (Kg)		Nilai F.O.B. ( U S \$ )	
		Bulan ini	Kumulatif	Bulan ini	Kumulatif
(1)	(2)	(3)	(4)	(5)	(6)
61081930	Women's or girls' slips and petticoats, knitted/crocheted, of cotton	305	39 504	30 475	1 331 562
61081940	Women's or girls' slips and petticoats, knitted/crocheted, of silk	1	54	21	777
61081990	Women's or girls' slips and petticoats, knitted/crocheted, of other textile materials	66 293	1 128 755	810 855	11 489 277
61082100	Women's or girls' briefs and panties, knitted/crocheted, of cotton	26 352	552 885	903 844	16 982 736
61082200	Women's or girls' briefs and panties, knitted/crocheted, of man-made fibres	114 760	1 425 460	4 739 699	61 178 700
61082900	Women's or girls' briefs and panties, knitted/crocheted, of other textile materials	46 998	768 824	1 586 523	23 572 556
61083100	Women's or girls' nightdresses & pyjamas, knitted/crocheted, of cotton	50 041	1 056 804	1 464 630	21 159 545
61083200	Women's or girls' nightdresses & pyjamas, knitted/crocheted, of man-made fibres	46 428	960 743	1 435 601	16 331 729
61083900	Women's or girls' nightdresses & pyjamas, knitted/crocheted, of other textile materials	4 561	497 999	92 543	9 616 686
61089100	Women's/girls' negligees, bathrobe, dressing gown & similar articles, knitted/crocheted, of cotton	119 025	585 505	1 939 494	9 289 023
61089200	Women's/girls' negligees, bathrobe, dressing gown & similar articles, knitted/crocheted, of man-made fibres	43 965	829 769	1 019 081	10 864 728
61089900	Women's/girls' negligees, bathrobe, dressing gown & similar articles, knitted/crocheted, of other textile materials	949	15 035	33 848	231 714
61091010	T-shirts, singlets and other vests, knitted or crocheted, of cotton, for men or boys	823 555	12 491 878	8 236 396	116 123 090
61091020	T-shirts, singlets and other vests, knitted or crocheted, of cotton, for women or girls	666 523	5 911 066	13 417 996	121 805 501
61099010	T-shirts, singlets and other vests, knitted or crocheted, for men or boys, of ramie, linen or silk	60 028	1 462 608	1 006 398	24 745 667
61099020	T-shirts, singlets and other vests, knitted or crocheted, for men or boys, of other textile materials	404 902	4 793 514	9 550 286	109 186 441
61099030	T-shirts, singlets and other vests, knitted or crocheted, for women or girls, of other textile materials	333 325	4 594 551	5 272 484	72 205 613
61101100	Jerseys, pullovers, cardigans, waistcoats & similar articles, knitted or crocheted, of wool	1 022	177 152	42 683	8 717 621
61101200	Jerseys, pullovers, cardigans, waistcoats & similar articles, knitted or crocheted, of Kashmir (cashmere) goats	33	5 025	5 638	280 065
61101900	Jerseys, pullovers, cardigans, waistcoats & similar articles, knitted or crocheted, of other fine animal hair	35 259	476 952	695 271	9 515 855
61102000	Jerseys, pullovers, cardigans, waistcoats & similar articles, of cotton	2 803 771	32 931 918	47 206 547	535 805 881
61103000	Jerseys, pullovers, cardigans, waistcoats & similar articles, of man-made fibres	900 359	11 528 004	18 224 239	211 501 101
61109000	Jerseys, pullovers, cardigans, waistcoats & similar articles, of other textile materials	537 978	5 986 318	10 674 715	116 214 614
61112000	Babies' garments and clothing accessories, knitted or crocheted, of cotton	566 324	5 715 716	8 542 821	103 276 336
61113000	Babies' garments and clothing accessories, knitted or crocheted, of synthetic fibres	105 065	1 318 798	3 155 311	29 934 326
61119010	Babies' garments and clothing accessories, knitted or crocheted, of wool or fine animal hair	2 142	34 665	3 580	327 742
61119090	Babies' garments and clothing accessories, knitted or crocheted, of other textile materials	27 374	1 064 224	203 079	10 248 983
61121100	Track suits, knitted or crocheted, of cotton	2 808	58 379	56 435	1 369 461
61121200	Track suits, knitted or crocheted, of synthetic fibres	95 767	661 008	2 153 187	12 557 579
61121900	Track suits, knitted or crocheted, of other textile materials	1 172	50 481	18 049	642 695
61122000	Ski suits, knitted or crocheted	-	851	-	33 045
61123100	Men's or boys' swimwear, knitted or crocheted, of synthetic fibres	7 585	61 306	227 987	2 117 661

Tabel 3 : Ekspor Indonesia menurut Komoditi ( Kode HS 8 digit )

Desember 2019

Kode H S	Uraian golongan barang	Berat bersih (Kg)		Nilai F.O.B. ( U S \$ )	
		Bulan ini	Kumulatif	Bulan ini	Kumulatif
(1)	(2)	(3)	(4)	(5)	(6)
61123900	Men's or boys' swimwear, knitted or crocheted, of othertextile materials	20 445	627 341	301 468	13 939 883
61124110	Mastectomy Swimwear (post breast surgery swimwear), ofsynthetic fibres	183 183	986 842	4 462 388	22 949 673
61124190	Other women's or girls' swimwear, of synthetic fibres	244 629	2 064 816	7 737 490	63 119 664
61124910	Mastectomy Swimwear (post breast surgery swimwear), ofother textile materials	-	97	-	8 774
61124990	Other women's or girls' swimwear,of other textile materials	26 062	182 285	1 164 132	7 526 417
61130010	Divers' suit (wetsuit),made up of knitted/crocheted fabricsof heading 59.03, 59.06 or 59.07	1 772	15 204	55 956	500 492
61130030	Garments used for protection from fire,made up of knitted/crocheted fabrics of heading 59.03, 59.06 or 59.07	-	3	-	107
61130040	Other protective work garments,made up of knitted/crochetedfabrics of heading 59.03, 59.06 or 59.07	7	165	147	373
61130090	Other garments, made up of knitted or crocheted fabrics ofheading 59.03, 59.06 or 59.07	2 211	416 785	240 958	3 000 495
61142000	Garments; of cotton, knitted or crocheted, n.e.c. in chapter 61	55 620	1 142 007	867 196	16 445 749
61143020	Garments used for protection from fire of man-made fibres,knitted or crocheted	4 544	121 202	98 213	3 076 778
61143090	Other garments, knitted or crocheted, of man-made fibres	43 171	1 041 285	622 989	18 578 215
61149010	Other garments, knitted or crocheted,of wool or fine animal hair	-	955	-	11 519
61149090	Other garments,knitted/crocheted,of other textile materials(excl. wool or fine animal hair)	18 664	382 874	93 800	2 636 671
61151010	Stockings for varicose veins, of synthetic fibres, knittedor crocheted	-	7	-	93
61151090	Oth graduated compression hosiery,exc stockingsfor varicoseveins, of synthetic fibres, knitted or crocheted	421	2 300	9 282	53 379
61152100	Hosiery; panty hose and tights (other than graduated compression hosiery), of synthetic fibres, measuring per single yarn less than 67 decitex, knitted or crocheted	1 748	3 478	79 406	144 689
61152200	Hosiery; panty hose and tights (other than graduated compression hosiery), of synthetic fibres, measuring per single yarn 67 decitex or more, knitted or crocheted	-	23 099	-	364 630
61152910	Other panty hose and tights, knitted.crocheted, of cotton	213 988	3 311 986	2 577 983	38 016 472
61152990	Other panty hose and tights,knitted/crocheted, of othertextile material (excl. cotton)	2 866	21 533	16 346	251 935
61153010	Oth women full-length/knee-length hosiery,knitted/crochete,measuring persingle yarn < 67 decitex,of cotton	1	1	6	6
61153090	Oth women full-length/knee-length hosiery,knitted/crochete,measuring per single yarn<67 decitex,of oth textile material	56	4 377	135	40 129
61159400	Footwear without applied soles , knitted/crocheted of wool or fine animal hair	-	77	-	1 016
61159500	Footwear without applied soles,knitted/crocheted of cottonmeasure per single yarn>=67 decitex,of cotton	416 505	7 246 526	4 603 477	77 540 997
61159600	Footwear without applied soles , knitted/crocheted of synthetic fibres	34 312	383 507	591 750	6 700 365
61159900	Footwear without applied soles , knitted/crocheted of oth textile materials	8 898	676 247	218 384	9 440 185
61161010	Divers' gloves,knitted or crocheted, Impregnated,coated or covered with plastics or rubber	25 822	397 066	110 414	2 382 913

Tabel 3 : Ekspor Indonesia menurut Komoditi ( Kode HS 8 digit )

Desember 2019

Kode H S	Uraian golongan barang	Berat bersih (Kg)		Nilai F.O.B. ( U S \$ )	
		Bulan ini	Kumulatif	Bulan ini	Kumulatif
		(1)	(2)	(3)	(4)
61161090	Other gloves, mittens and mitts, knitted or crocheted, impregnated, coated or covered with plastics or rubber	23 009	201 479	1 329 742	11 269 194
61169100	Glove, mitten & mitt, knitted/crocheted, not impregnated & coated/covered with plastics or rubber, of wool/fine animal hair	0	6 558	12	123 211
61169200	Glove, mitten & mitt, knitted/crocheted, not impregnated & coated/covered with plastics or rubber, of cotton	11 390	238 764	39 755	848 703
61169300	Glove, mitten & mitt, knitted/crocheted, not impregnated & coated/covered with plastics or rubber, of synthetic fibres	150 026	1 915 550	3 989 108	53 849 301
61169900	Glove, mitten & mitt, knitted/crocheted, not impregnated & coated/covered with plastics or rubber, of textile materials	706 393	8 704 240	1 216 072	16 438 254
61171010	Shawls, scarves, mufflers, mantillas, veils & the like, knitted/crocheted, of cotton	1 086	16 228	38 217	345 334
61171090	Shawls, scarves, mufflers, mantillas, veils & the like, knitted/crocheted, of other textile materials	17 871	209 288	480 359	3 774 758
61178011	Ties, bow ties & cravats, knitted/crocheted, of wool or fine animal hair	-	50	-	1 423
61178019	Ties, bow ties & cravats, knitted/crocheted, of other textile materials	911	25 183	104 369	2 975 897
61178020	Wrist bands, knee bands or ankle bands, knitted/crocheted	345	3 716	9 012	104 687
61178090	Other made up clothing accessories, knitted or crocheted	12 654	192 367	114 599	2 030 335
61179000	Parts of garments or of clothing accessories, knitted or crocheted	6	2 301	12	41 926
62011100	Men/boys' overcoat, raincoat, car-coat, cape, cloak & similar articles, oth those of heading 62.03, of wool/fine animal hair	10 367	200 748	686 069	9 239 750
62011200	Men/boys' overcoat, raincoat, car-coat, cape, cloak & similar articles, oth those of heading 62.03, of cotton	17 443	265 131	363 672	4 837 832
62011300	Men/boys' overcoat, raincoat, car-coat, cape, cloak & similar articles, oth those of heading 62.03, of man-made fibres	118 959	3 051 144	5 114 369	96 958 503
62011910	Men/boys' overcoat, raincoat, car-coat, cape, cloak & similar articles, oth those of heading 62.03, of silk	-	28 243	-	1 408 094
62011920	Men/boys' overcoat, raincoat, car-coat, cape, cloak & similar articles, oth those of heading 62.03, of ramie	947	111 780	5 190	3 409 328
62011990	Men/boys' overcoat, raincoat, car-coat, cape, cloak & similar articles, oth those of heading 62.03, of oth textile material	219 067	3 861 212	9 588 611	157 454 781
62019100	Men/boys' anorak (incl ski-jacket), wind-cheater, wind-jacket & similar articles, oth head 62.03, of wool/fine hair animal	50	6 408	2 606	275 323
62019200	Men/boys' anorak (incl ski-jacket), wind-cheater, wind-jacket & similar articles, oth head 62.03, of cotton	264 627	2 740 972	2 012 886	22 371 887
62019300	Men/boys' anorak (incl ski-jacket), wind-cheater, wind-jacket & similar articles, oth head 62.03, of man-made fibres	371 961	5 238 259	13 955 987	181 604 615
62019910	Men/boys' anorak (incl ski-jacket), wind-cheater, wind-jacket & similar articles, oth head 62.03, of silk	-	1	-	731
62019990	Men/boys' anorak (incl ski-jacket), wind-cheater, wind-jacket & similar articles, oth head 62.03, of other textile material	28 326	422 123	1 147 931	17 025 682
62021100	Women/girls' overcoat, raincoat, car-coat, cape, cloak & similar articles, oth those of heading 62.04, of wool/fine animal hair	-	18 441	-	191 493
62021200	Women/girls' overcoat, raincoat, car-coat, cape, cloak & similar articles, oth those of heading 62.04, of cotton	17 184	181 546	302 830	3 464 295

Tabel 3 : Ekspor Indonesia menurut Komoditi ( Kode HS 8 digit )

Desember 2019

Kode H S	Uraian golongan barang	Berat bersih (Kg)		Nilai F.O.B. ( U S \$ )	
		Bulan ini	Kumulatif	Bulan ini	Kumulatif
(1)	(2)	(3)	(4)	(5)	(6)
62021300	Women/girls' overcoat, raincoat, car-coat, cape, cloak&similararticles, oth those of heading 62.04, of man-made fibres	99 819	1 966 562	3 766 646	46 578 344
62021910	Women/girls' overcoat, raincoat, car-coat, cape, cloak&similararticles, oth those of heading 62.04, of silk	4	61	6 020	88 097
62021920	Women/girls' overcoat, raincoat, car-coat, cape, cloak&similararticles, oth those of heading 62.04, of ramie	-	42 394	-	1 268 414
62021990	Women/girls' overcoat, raincoat, car-coat, cape, cloak&similararticles, oth those of heading 62.04, of oth textile material	60 438	550 333	2 698 753	17 877 856
62029100	Women/girls' anorak (incl ski-jacket),wind-cheater&jacket,& similar article,oth head 62.04,of wool/fine hair animals	-	2 996	-	17 835
62029200	Women/girls' anorak (incl ski-jacket),wind-cheater&jacket,& similar articles,oth head 62.04, of cotton	10 833	131 409	314 510	2 613 669
62029300	Women/girls' anorak (incl ski-jacket),wind-cheater&jacket,& similar articles,oth head 62.04, of man-made fibres	222 966	3 403 861	6 325 901	88 434 420
62029910	Women/girls' anorak (incl ski-jacket),wind-cheater&jacket,& similar articles,oth head 62.04, of silk	-	0	-	20
62029990	Women/girls' anorak (incl ski-jacket),wind-cheater&jacket,& similar articles,oth head 62.04,of other textile material	2 254	234 024	146 210	8 183 817
62031100	Men's or boys' suits, of wool or fine animal hair	66 816	991 625	1 615 506	21 190 501
62031200	Men's or boys' suits, of synthetic fibres	79 681	1 021 448	1 290 723	13 110 309
62031911	Men's or boys' suits, of cotton, printed by traditional batik process	-	21 680	-	469 698
62031919	Men's or boys' suits,of cotton, not printed by traditional batik process	11 301	206 558	366 274	9 658 672
62031929	Men's or boys' suits,of silk, not printed by traditional batik process	57	104	442	1 432
62031990	Men's or boys' suits,of other textile material (exc. cotton& silk)	260 748	2 670 690	7 701 723	62 445 034
62032290	Men's or boys' ensemble, of cotton, not printed by traditional batik process	-	8 617	-	266 043
62032300	Men's or boys' ensemble, of synthetic fibres	3	15 107	6	124 505
62032990	Men's or boys' ensemble, of other textile materials exc. wool or fine animal hair	468	23 188	483	315 946
62033100	Men's or boys' jackets & blazers, of wool/fine animal hair	34 398	512 547	1 698 943	15 492 847
62033210	Men's or boys' jackets & blazers, of cotton, printed by traditional batik process	-	71	-	1 973
62033290	Men's or boys' jackets & blazers, of cotton,not printed by traditional batik process	141 857	1 565 773	3 609 396	39 125 004
62033300	Men's or boys' jackets & blazers, of synthetic fibres	203 792	2 406 861	2 840 024	43 294 740
62033900	Men's or boys' jackets & blazers,of other textile materialsexc.wool/fine animal hair,cotton&synthetic fibres	198 687	2 537 223	7 790 474	94 015 078
62034100	Men's or boys' trouser,bib & brace overall,breeche & short(oth swimwear) of wool/fine animal hair	11 272	185 723	566 302	8 826 820
62034210	Men's or boys' bibs & brace overalls, of cotton	14 241	161 414	725 486	9 050 281
62034290	Men's or boys' trousers, breeches & shorts (oth swimwear),of cotton	1 255 037	14 973 663	28 139 829	278 107 644
62034300	Men's or boys' trouser,bib & brace overall,breeche & shorts(oth swimwear), of synthetic fibres	687 674	8 208 918	19 291 714	192 836 190
62034910	Men's or boys' trouser,bib & brace overall,breeche & shorts(oth swimwear), of silk	28 338	362 088	1 119 911	14 032 541
62034990	Men's or boys' trouser,bib & brace overall,breeche & shorts(oth swimwear) of other textile materials except silk	627 482	6 138 362	6 062 796	50 073 056

Tabel 3 : Ekspor Indonesia menurut Komoditi ( Kode HS 8 digit )

Desember 2019

Kode H S	Uraian golongan barang	Berat bersih (Kg)		Nilai F.O.B. ( U S \$ )	
		Bulan ini	Kumulatif	Bulan ini	Kumulatif
(1)	(2)	(3)	(4)	(5)	(6)
62041100	Women's or girls' suits, of wool or fine animal hair	316	25 484	6 944	567 429
62041210	Women's or girls' suits, of cotton, printed by traditional batik process	1	23	139	1 178
62041290	Women's or girls' suits, of cotton, not printed by traditional batik process	122 609	1 041 710	2 259 718	12 892 768
62041300	Women's or girls' suits, of synthetic fibres	64 743	739 509	1 033 525	14 142 327
62041911	Women's or girls' suits, of silk, printed by traditional batik process	-	1	-	35
62041919	Women's or girls' suits, of silk, not printed by traditional batik process	418	21 901	65 336	588 475
62041990	Women's or girls' suits, of other textile materials except silk	42 560	862 730	1 032 141	19 886 637
62042100	Women's or girls' ensembles, of wool or fine animal hair	80	1 446	1 115	21 109
62042290	Women's or girls' ensembles, of cottons, not printed by traditional batik process	63	3 312	8 083	102 824
62042300	Women's or girls' ensembles, of synthetic fibres	6	1 856	836	52 401
62042990	Women's or girls' ensembles, of other textile material except silk	1 812	50 858	117 696	3 383 915
62043100	Women's or girls' jackets and blazers, of wool/fine animal hair	13 262	130 790	377 622	5 311 417
62043210	Women's or girls' jackets and blazers, of cotton, printed by traditional batik process	-	22	-	1 213
62043290	Women's or girls' jackets and blazers, of cotton, not printed by traditional batik process	97 667	740 727	3 085 728	20 687 470
62043300	Women's or girls' jackets and blazers, of synthetic fibres	108 766	1 256 119	1 904 669	27 311 653
62043911	Women's or girls' jackets and blazers, of silk, printed by traditional batik process	-	570	-	21 326
62043919	Women's or girls' jackets and blazers, of silk, not printed by traditional batik process	30	10 238	198	80 187
62043990	Women's or girls' jackets and blazers, of other textile materials except silk	44 620	292 450	2 094 077	10 101 155
62044100	Women's or girls' dresses, of wool or fine animal hair	4	2 101	122	170 036
62044210	Women's or girls' dresses, of cotton, printed by traditional batik process	9 495	32 003	104 775	738 313
62044290	Women's or girls' dresses, of cotton, not printed by traditional batik process	242 279	3 164 314	5 098 543	66 630 427
62044300	Women's or girls' dresses, of synthetic fibres	540 630	5 390 115	16 472 468	171 851 306
62044400	Women's or girls' dresses, of artificial fibres	295 308	2 285 109	7 793 499	55 882 213
62044910	Women's or girls' dresses, of other textile material, printed by traditional batik process	4 163	33 176	248 917	1 610 997
62044990	Women's or girls' dresses, of other textile material, not printed by traditional batik process	125 613	2 179 237	3 469 669	42 137 359
62045100	Women's or girls' skirts and divided skirts, of wool or fine animal hair	1 428	31 757	77 155	1 768 536
62045210	Women's or girls' skirts and divided skirts, of cotton, printed by traditional batik process	-	240	-	6 187
62045290	Women's or girls' skirts and divided skirts, of cotton, not printed by traditional batik process	48 310	1 101 892	1 277 301	23 593 195
62045300	Women's or girls' skirts and divided skirts, of synthetic fibres	71 789	914 392	1 856 283	20 533 339
62045910	Women's or girls' skirts and divided skirts, of other textile materials, printed by traditional batik process	322	1 331	19 188	82 194
62045990	Women's or girls' skirts and divided skirts, of other textile materials, not printed by traditional batik process	286 205	1 382 689	5 316 968	21 152 264
62046100	Women's/girls' trouser, bib & brace overall, breeche & short, (other swimwear), of wool or fine animal hair	1 998	44 668	79 327	1 960 630
62046200	Women's/girls' trouser, bib & brace overall, breeche & short, (other swimwear), of cotton	1 283 909	12 758 232	22 311 231	227 317 337
62046300	Women's/girls' trouser, bib & brace overall, breeche & short, (other swimwear), of synthetic fibres	581 100	6 515 763	12 981 459	133 490 492

Tabel 3 : Ekspor Indonesia menurut Komoditi ( Kode HS 8 digit )

Desember 2019

Kode H S	Uraian golongan barang	Berat bersih (Kg)		Nilai F.O.B. ( U S \$ )	
		Bulan ini	Kumulatif	Bulan ini	Kumulatif
(1)	(2)	(3)	(4)	(5)	(6)
62046900	Women's/girls' trouser,bib & brace overall,breeche & short,(oth swimwear), of other textile materials	364 373	5 032 289	6 629 511	89 702 036
62052010	Men's or boys' shirts, of cotton, printed by traditional batik process	3 208	323 364	105 923	7 332 647
62052020	Men's or boys' shirts, of cotton, barong tagalog	1 338	186 826	57 091	6 461 419
62052090	Men's or boys' shirts,of cotton,not printed by traditional batik process or barong tagalog	1 238 945	11 894 164	31 264 518	324 377 480
62053010	Men's or boys' shirts, of man-made fibres, barong tagalog	302	121 720	4 037	3 692 090
62053090	Men's or boys' shirts, of man-made fibres,other than barong tagalog	502 836	4 565 649	13 483 246	86 041 589
62059010	Men's or boys' shirts, of wool or fine animal hair	120	48 352	1 385	1 262 896
62059091	Men's/boys' shirts,of oth textile materials exc wool/fineanimal hair, printed by traditional batik process	8 930	79 109	321 264	2 347 860
62059092	Men's/boys' shirts,of oth textile materials exc wool/fineanimal hair,barong tagalog	-	2	-	31
62059099	Men/boy shirt,of oth textile material exc wool/fine animalhair,not printed by traditional batik process/barong tagalog	138 794	1 303 996	3 682 786	26 494 987
62061010	Women's or girls' blouses,shirts and shirt-blouses,of silk/silk waste, printed by traditional batik process	-	6 370	-	138 608
62061090	Women's or girls' blouses,shirts and shirt-blouses,of silk/silk waste,not printed by traditional batik process	308	32 362	10 691	808 052
62062000	Women's or girls' blouses,shirts and shirt-blouses,of woolor fine animal hair	-	1 616	-	123 747
62063010	Women's or girls' blouses,shirts & shirt-blouses,of cotton,printed by traditional batik process	15 555	218 215	407 890	6 814 974
62063090	Women's or girls' blouses,shirts & shirt-blouses,of cotton,not printed by traditional batik process	226 896	3 275 547	8 531 383	105 241 473
62064000	Women's or girls' blouses,shirts & shirt-blouses,of man-made fibres	1 522 740	15 353 151	45 402 432	451 904 406
62069000	Women's or girls' blouses,shirts & shirt-blouses,of othertextile materials	183 627	1 761 683	5 424 865	47 918 061
62071100	Men's or boys' underpants and briefs, of cotton	74 586	936 395	1 475 082	18 667 117
62071900	Men's or boys' underpants and briefs, of other textile materials	216	14 460	7 101	298 594
62072110	Men's or boys' nightshirts and pyjamas, of cotton, printed by traditional batik process	-	209	-	4 592
62072190	Men's or boys' nightshirts and pyjamas, of cotton, notprinted by traditional batik process	7 685	215 332	152 233	3 597 045
62072200	Men's or boys' nightshirts and pyjamas, of man-madefibres	23	14 302	207	104 941
62072910	Men's or boys' nightshirts and pyjamas, of silk	-	4	-	150
62072990	Men's or boys' nightshirt & pyjamas,of oth textile materialexc silk/cotton/man-made fibres	62	6 027	550	63 418
62079100	Men's or boys' singlet & oth vest,bathrobe,dressing gown &similar articles, of cotton	3 015	190 908	98 687	1 825 768
62079910	Men's or boys' singlet & oth vest,bathrobe,dressing gown &similar articles, of man-made fibres	12 892	222 022	597 637	1 677 048
62079990	Men/boy singlet&oth vest,bathrobe,dressing gown&similar,of oth textile materials exc cotton/silk/man-made fibres	126 537	1 257 518	800 448	9 338 004
62081100	Women's or girls' slips and petticoats, of man-made fibres	103 721	1 028 123	2 853 705	22 994 775
62081900	Women's or girls' slips and petticoats, of other textilematerials	94 372	716 768	1 315 258	7 793 906
62082110	Women's or girls' nightdresses & pyjamas,of cotton,printedby traditional batik process	-	198	-	3 157
62082190	Women's or girls' nightdresses & pyjamas,of cotton, notprinted by traditional batik process	16 432	228 547	437 502	6 637 307
62082200	Women's or girls' nightdresses and pyjamas,of man-madefibres	51 005	815 087	2 499 431	33 591 247

Tabel 3 : Ekspor Indonesia menurut Komoditi ( Kode HS 8 digit )

		Desember 2019			
Kode H S	Uraian golongan barang	Berat bersih (Kg)		Nilai F.O.B. ( U S \$ )	
		Bulan ini	Kumulatif	Bulan ini	Kumulatif
(1)	(2)	(3)	(4)	(5)	(6)
62082910	Women's or girls' nightdresses and pyjamas, of other textile materials, printed by traditional batik process	-	18 218	-	129 290
62082990	Women's or girls' nightdresses and pyjamas, of other textile materials, not printed by traditional batik process	48 151	368 907	323 455	3 372 412
62089110	Women/girl singlet & oth vest, brief, panty, negligee, bathrobe, & similar, of cotton, printed by traditional batik process	43	1 222	193	35 090
62089190	Women/girl singlet & oth vest, brief, panty, negligee, bathrobe, & similar, of cotton, not printed by traditional batik process	7 392	105 372	61 053	2 118 490
62089210	Women/girl singlet & oth vest, brief, panty, negligee, bathrobe, & similar, of man-made fibres, printed by traditional batik	-	26	-	1 207
62089290	Women/girl singlet & oth vest, brief, panty, negligee, bathrobe, & similar, of man-made fibres, not printed by traditional batik	16 315	340 740	429 199	13 388 964
62089910	Women/girl singlet & oth vest, brief, panty, negligee, bathrobe, & similar, of wool/fine animal hair	1 377	3 205	16 391	68 887
62089990	Women/girl singlet & oth vest, brief, panty, negligee, bathrobe, & similar, of oth textile materials exc wool/fine animal hair	189	201 215	9 747	1 842 663
62092030	Babies's t-shirts, shirts, pyjamas and similar articles, of cotton	69 392	1 335 176	976 736	10 577 407
62092040	Babies's suits, pants and similar articles, of cotton	3 566	377 094	35 141	7 456 413
62092090	Other babies's garment & clothing accessories (exc t-shirt, shirt, pyjama, suit, pant & similar articles), of cotton	53 914	485 681	1 651 471	13 730 091
62093010	Babies's suits, pants and similar articles, of synthetic fibres	8 953	148 107	301 246	3 847 732
62093030	Babies's t-shirts, shirts, pyjamas and similar articles, of synthetic fibres	1 486	142 173	30 474	3 154 450
62093040	Babies's clothing accessories of synthetic fibres	-	122	-	1 348
62093090	Other babies's garment & clothing accessories (exc t-shirt, shirt, pyjama, suit, pant & similar articles), of synthetic fibres	32 397	315 545	550 770	8 221 890
62099000	Babies' garments and clothing accessories, of other textile materials	35 340	362 096	521 762	5 555 156
62101011	Garments used for protection from chemical substances, radiation or fire, of fabrics of heading 56.02 or 56.03	-	1 065	-	32 571
62101019	Other protective work garment (exc used for protection from chemical substance, radiation/fire), of fabric head 5602/5603	-	6 105	-	72 627
62101090	Garments of fabrics of heading 56.02 or 56.03, other than protective work garments	100 906	1 274 113	1 017 972	12 803 373
62102020	Garment used for protection from fire, of the type described in subheadings 6201.11 to 6201.19	-	25	-	213
62102030	Garment use for protect from chemical substance/radiation of the type described in subheadings 6201.11 to 6201.19	-	100	-	8 642
62102040	Oth protective work garment, not used for protect from fire/chemical/radiation, of the type described in 6201.11-6201.19	4 100	4 199	69 372	70 423
62102090	Other garments, of the type described in subheadings 6201.11 to 6201.19, exc protective work garments	379	153 213	338	1 177 229
62103040	Oth protective work garment, not used for protect from fire/chemical/radiation, of the type described in 6202.11-6202.19	-	1	-	23
62103090	Other garments, of the type described in subheadings 6202.11 to 6202.19, exc protective work garments	-	590	-	3 677
62104010	Men's or boys' garments, used for protection from fire	1 720	15 515	89 250	705 018

Tabel 3 : Ekspor Indonesia menurut Komoditi ( Kode HS 8 digit )

Desember 2019

Kode H S	Uraian golongan barang	Berat bersih (Kg)		Nilai F.O.B. ( U S \$ )	
		Bulan ini	Kumulatif	Bulan ini	Kumulatif
(1)	(2)	(3)	(4)	(5)	(6)
62104020	Men's or boys' garments, used for protection from chemicalsubstances or radiation	-	33 011	-	401 438
62104090	Other men's or boys' protective work garments (exc used forprotection from fire/chemical substances/radiation)	12 444	144 985	673 983	5 141 713
62105010	Women's or girls' garments, used for protection from fire	22 006	699 672	175 330	5 247 522
62105090	Other women's or girls' protective work garments (exc usedfor protection from fire/chemical substances/radiation)	395 993	3 867 380	8 111 939	91 731 126
62111100	Men's or boys' swimwear	13 841	452 488	490 134	14 051 068
62111200	Women's or girls' swimwear	41 620	320 725	1 616 456	13 672 486
62112000	Ski suits	0	19 084	17	1 030 646
62113210	Garments for fencing or wrestling,of cotton,men's or boy's	-	371	-	2 195
62113290	Other garments exc for fencing/wrestling/pilgrimage robes(ehram), men's or boy's	22 991	247 279	410 560	4 036 122
62113310	Garments for fencing or wrestling,of man-made fibres,men'sor boy's	10 995	306 393	189 174	6 075 182
62113330	Garments used for protection from chemical substances orradiation, of man-made fibres, men's or boy's	-	11	-	30
62113390	Other garments,of man-made fibres,men's/boys',exc use forprotec from fire/chemical/radiation/for fencing/wrestling	304 074	2 333 256	5 309 395	30 383 798
62113910	Garments for fencing/wrestling,of other textile materials,men's or boy's	-	20	-	293
62113930	Garments used for protection from chemical substances orradiation,of other textile materials, men's or boy's	-	1	-	10
62113990	Oth garment,of oth textile material,men's/boys',exc use forprotec from fire/chemical/radiation/for fencing/wrestling	171 924	2 682 682	1 158 212	31 827 119
62114210	Garments for fencing or wrestling,of cotton,women's/girl's	385	40 457	7 940	521 004
62114220	Prayer cloaks, of cotton, women's or girl's	2 217	62 466	97 350	1 095 354
62114290	Other garments exc for fencing/wrestling/prayer cloaks, ofcotton, women's or girl's	40 892	305 659	788 274	6 457 866
62114310	Surgical gowns, of man-made fibres, women's or girl's	67 887	955 315	732 603	10 536 966
62114320	Prayer cloaks, of man-made fibres, women's or girl's	289	64 494	1 678	401 457
62114330	Anti-explosive protective suits, of man-made fibres,women'sor girl's	1 139	1 858	33 206	49 394
62114340	Garments for fencing/wrestling,of man-made fibres,women'sor girl's	-	387	-	7 059
62114350	Garments used for protection from chemical substances,radiation or fire, of man-made fibres, women's or girls'	-	9 252	-	925 073
62114360	Flyers' coveralls, of man-made fibres, women's or girl's	-	18 645	-	523 186
62114390	Other garments, women's or girls', of man-made fribres	131 461	1 273 494	4 076 412	36 676 085
62114910	Garments for fencing or wrestling,of oth textile materials,women's or girl's	3 698	49 528	138 468	1 799 966
62114920	Garments for used for protection from chemical substance,radiation or fire,of oth textile materials,women's or girls'	-	130	-	29 165
62114939	Prayer cloaks,except of wool or fine animal hair,women's or girl's	8 461	35 915	142 447	691 365
62114940	Other garments, of wool or fine animal hair, women's or girl's	-	2	-	825
62114990	Other garments,except of wool or fine animal hair,women's or girl's	31 275	435 445	316 164	8 595 816
62121011	Mastectomy bra (post breast surgery bra),of cotton, whetheror not knitted or crocheted	-	8 836	-	257 816



Tabel 3 : Ekspor Indonesia menurut Komoditi ( Kode HS 8 digit )

Desember 2019

Kode H S	Uraian golongan barang	Berat bersih (Kg)		Nilai F.O.B. ( U S \$ )	
		Bulan ini	Kumulatif	Bulan ini	Kumulatif
(1)	(2)	(3)	(4)	(5)	(6)
62121019	Other brassieres exc mastectomy bra,of cotton, whether ornot knitted or crocheted	279 728	2 716 559	11 070 024	108 289 160
62121091	Mastectomy bra (post breast surgery bra),of other textile,materials, whether or not knitted or crocheted	169 269	1 846 680	7 164 237	75 621 286
62121099	Oth brassieres exc mastectomy bra,of oth textile materials,whether or not knitted or crocheted	467 951	5 123 742	18 750 471	197 817 033
62122010	Girdles and panty-girdles,of cotton,whether or not knittedor crocheted	-	799	-	3 372
62122090	Girdles and panty-girdles,of other textile material,whetheror not knitted or crocheted	9 930	95 541	328 274	4 103 575
62123010	Corselettes,of cotton,whether or not knitted or crocheted	-	1	-	63
62123090	Corselettes,of other textile materials,whether or notknitted or crocheted	22 158	267 346	369 114	5 139 668
62129011	Compression garment of a kind use for the treatment of scartissue & skin grafts,of cotton,whether/not knitted/crocheted	-	21 710	-	1 098 882
62129019	Braces,suspenders,garters & similar & parts,whether or notknitted or crocheted,of cotton	5 285	30 132	299 039	1 520 855
62129091	Compression garment,use for treatment of scar tissue&skingraft,of oth textile material,whether/not knitted/crocheted	-	3 211	-	189 906
62129099	Braces,suspenders,garters & similar & parts,whether or notknitted or crocheted,of other textile materials	16 533	121 205	541 236	4 776 665
62132010	Handkerchiefs, of cotton, printed by the traditional batikprocess	-	250	-	313
62132090	Handkerchiefs, of cotton, not printed by the traditionalbatik process	-	630	-	3 432
62139019	Handkerchiefs, of silk or silk waste, not printed by thetraditional batik process	-	181	-	623
62139099	Handkerchiefs,of oth textile materials exc cotton/silk/silkwaste,not printed by the traditional batik process	41	125	2 397	3 032
62141010	Shawl,scarve,muffler,mantilla,veil & the like,of silk/silkwaste,printed by the traditional batik process	446	5 036	8 138	98 693
62141090	Shawl,scarve,muffler,mantilla,veil & the like,of silk/silkwaste,not printed by the traditional batik process	109	3 726	1 933	66 397
62142000	Shawls,scarves,mufflers,mantillas,veils & the like,of woolor fine animal hair	-	1 009	-	21 866
62143010	Shawl,scarve,muffler,mantilla,veil & the like,of syntheticfibres, printed by the traditional batik process	-	5 355	-	8 897
62143090	Shawl,scarve,muffler,mantilla,veil & the like,of syntheticfibres, not printed by the traditional batik process	1 323	18 673	11 343	370 668
62144010	Shawl,scarve,muffler,mantilla,veil & the like,of artificialfibres, printed by the traditional batik process	-	87	-	268
62144090	Shawl,scarve,muffler,mantilla,veil & the like,of artificialfibres, not printed by the traditional batik process	3 773	55 957	35 433	494 117
62149010	Shawls,scarves,mufflers,mantillas,veils & the like,of othertextile materials, printed by the traditional batik process	0	112	40	2 045
62149090	Shawls,scarves,mufflers,mantillas,veils & the like,of othertextile material,not printed by traditional batik process	3 425	100 278	59 216	639 859
62151010	Ties,bow ties & cravat,of silk or silk waste,printed by the traditional batik process	-	192	-	4 518
62151090	Ties,bow ties & cravat,of silk or silk waste,not printed by the traditional batik process	-	759	-	31 458
62152090	Ties,bow ties and cravats,of man-made fibres,not printed by the traditional batik process	-	57	-	2 009

Tabel 3 : Ekspor Indonesia menurut Komoditi ( Kode HS 8 digit )

Desember 2019

Kode H S	Uraian golongan barang	Berat bersih (Kg)		Nilai F.O.B. ( U S \$ )	
		Bulan ini	Kumulatif	Bulan ini	Kumulatif
(1)	(2)	(3)	(4)	(5)	(6)
62159090	Ties,bow ties and cravats,of other textile materials,notprinted by the traditional batik process	9	305	163	7 282
62160010	Protective work gloves, mittens and mitts	69 093	819 788	2 556 237	30 087 666
62160091	Other gloves, mittens and mitts,of wool or fine animal hair	55	735	951	12 114
62160092	Other gloves, mittens and mitts,of cotton	-	261	-	3 192
62160099	Other gloves, mittens and mitts,of oth textile material excwool or fine animal hair or cotton	32 768	442 380	2 231 648	20 327 923
62171010	Judo belts, other than those of heading 62.12	6	122	89	694
62171090	Other clothing accessories except judo belts, other thanthose of heading 62.12	34 720	358 596	503 021	5 917 754
62179000	Parts of garments or of clothing accessories, other thanthose of heading 62.12	739	19 855	3 474	119 858
63011000	Electric blankets	41 622	1 182 395	449 646	13 055 435
63012000	Blankets (other than electric blanket) and travelling rugs,of wool or of fine animal hair	9	441	690	11 393
63013090	Blankets (other than electric blanket) and travelling rugs,of cotton,not printed by traditional process	1 339	17 194	23 322	216 002
63014010	Blankets (other than electric blanket) and travelling rugs,of nonwoven fabrics	811	6 632	12 842	120 638
63014090	Blankets (other than electric blanket) and travelling rugs,of synthetic fibres other than nonwoven fabrics	10 135	245 640	61 391	1 622 073
63019010	Other blankets and travelling rugs, of nonwoven fabrics	-	3 277	-	2 854
63019090	Other blankets & travelling rugs,of synthetic fibres otherthan nonwoven fabrics	29 610	254 144	189 207	2 379 354
63021000	Bed linen, knitted or crocheted	22 005	223 623	236 981	1 469 034
63022100	Bed linen; of cotton, printed, not knitted or crocheted	2 288	29 718	14 691	173 818
63022290	Other bed linen, printed, of man-made fibres, other thannonwoven fabrics	372	35 138	2 723	306 285
63022900	Bed linen; of textile materials (other than cotton or man-made fibres), printed, not knitted or crocheted	943	20 270	2 612	71 602
63023100	Bed linen; of cotton (not printed, knitted or crocheted)	10 091	69 908	101 566	599 160
63023210	Other bed linen,not printed/knitted/crocheted, of non woven fabrics	90	2 480	90	3 343
63023290	Other bed linen,not printed/knitted/crocheted, of man-made fibres other than nonwoven fabrics.	513	105 383	6 442	478 811
63023900	Bed linen; of textile materials other than cotton or man-made fibres (not printed, knitted or crocheted)	42	27 981	68	117 105
63024000	Table linen, knitted or crocheted	-	432	-	2 204
63025110	Table linen, not knitted or crocheted, of cotton,printed bytraditional batik process	2	29	22	290
63025190	Table linen,not knitted/crocheted,of cotton,not printed bytraditional batik process	372	16 964	3 491	208 227
63025300	Table linen,not knitted/crocheted,of man-made fibres	-	1 408	-	21 056
63025990	Table linen, not knitted or crocheted, of other textilematerials except flax	55 948	679 736	527 442	6 487 332
63026000	Toilet linen and kitchen linen,of terry towelling/similarterry fabrics, of cotton	310 401	3 848 047	2 076 087	27 600 456
63029100	Toilet linen and kitchen linen,oth than of terry towellingor similar terry fabrics, of cotton	4 752	5 869	108 403	118 303
63029300	Toilet linen and kitchen linen,oth than of terry towellingor similar terry fabrics, of man-made fibres	-	1 250	-	37 508
63029990	Toilet linen and kitchen linen,oth than of terry towellingor similar terry fabrics, of other textile materials exc flax	929	4 700	9 628	83 209
63031200	Curtains (including drapes) & interior blinds;curtain/bedvalances, knitted/crocheted,of synthetic fibres	10 172	163 969	127 177	1 898 975
63031910	Curtains (including drapes) & interior blinds;curtain/bedvalances, knitted/crocheted,of cotton	63	5 041	1 700	61 816

Tabel 3 : Ekspor Indonesia menurut Komoditi ( Kode HS 8 digit )

Desember 2019

Kode H S	Uraian golongan barang	Berat bersih (Kg)		Nilai F.O.B. ( U S \$ )	
		Bulan ini	Kumulatif	Bulan ini	Kumulatif
(1)	(2)	(3)	(4)	(5)	(6)
63031990	Curtain (incl drapes)&interior blinds;curtain/bed valances,knitte/crochete,of oth textile material exc cotton/synthetic	632	12 937	2 910	101 855
63039100	Curtains (including drapes) & interior blinds;curtain/bedvalances,not knitted/crocheted,of cotton	148	138 963	995	809 346
63039200	Curtains (including drapes) & interior blinds;curtain/bedvalances,not knitted/crocheted,of synthetic fibres	99 149	895 219	904 637	8 589 435
63039900	Curtain (incl drape)&interior blind;curtain/bed valance,notknitte/crochete,of oth textile material exc cotton/synthetic	97 405	1 203 906	1 412 703	17 679 226
63041100	Bedspreads,excluding those of heading 94.04, knitted orcrocheted	12	1 307	178	34 941
63041910	Bedspreads,excluding those of heading 94.04,not knitted orcrocheted, of cotton	76	4 721	2 378	20 000
63041920	Bedspreads,excluding those of heading 94.04,not knitted orcrocheted, of oth cotton, non woven	86	236	390	1 349
63041990	Bedspreads,excluding those of heading 94.04,not knitted orcrocheted, of oth cotton, woven	167	38 975	3 593	342 996
63042000	Bed nets specified in Subheading Note 1 to this Chapter	1 055	1 306	3 234	4 535
63049110	Mosquito nets, knitted or crocheted	133	10 182	5 635	98 364
63049190	Oth furnishing articles, excluding those of heading 94.04,knitted or crocheted	3 863	24 532	73 477	422 361
63049200	Furnishing articles; of cotton, not knitted or crocheted (excluding bedspreads and articles of heading no. 9404)	731	17 644	19 085	300 892
63049300	Furnishing articles; of synthetic fibres, not knitted or crocheted (excluding bedspreads and articles of heading no. 9404)	734	8 044	16 109	76 281
63049900	Furnishing articles; of textile materials other than cotton or synthetic fibres, not knitted or crocheted (excluding bedspreads and articles of heading no. 9404)	1 001	20 397	11 725	263 723
63051011	Sacks and bags, of a kind used for the packing of goods,new, of jute	87	19 878	188	11 869
63051019	Sacks and bags, of a kind used for the packing of goods,new,of oth textile bast fibres of heading 53.03, excl jute	31 586	222 730	433 027	722 464
63051021	Sacks and bags, of a kind used for the packing of goods,used, of jute	-	1	-	6
63051029	Sacks and bags, of a kind used for the packing of goods,used, of oth textile bast fibres of heading 53.03, excl jute	-	776	-	5 715
63052000	Sacks and bags, of a kind used for the packing of goods,of cotton	4 137	93 153	58 068	713 965
63053220	Man-made textile materials,flexible intermediate bulkcontainers,knitted or crocheted	22 510	187 853	66 643	574 983
63053290	Man-made textile materials,flexible intermediate bulkcontainers,woven	445 708	5 968 172	2 032 312	27 074 161
63053310	Other sacks&bags,use for packing of good,of polyethylene orpolypropylene strip/the like,knitted or crocheted	214 415	1 826 745	397 044	3 503 178
63053320	Other sacks&bags,use for packing of good,of polyethylene orpolypropylene strip/the like,of woven fabric of strip	341 904	4 989 969	863 636	11 961 709
63053390	Other sacks&bags,use for packing of good,of polyethylene orpolypropylene strip,not knitte/crochete,of woven of strip	908 375	10 054 065	1 910 262	22 829 287
63053910	Other sacks&bags,use for packing of good,of man-madetextile materials,nonwoven	40	22 932	1 651	134 839

Tabel 3 : Ekspor Indonesia menurut Komoditi ( Kode HS 8 digit )

Desember 2019

Kode H S	Uraian golongan barang	Berat bersih (Kg)		Nilai F.O.B. ( U S \$ )	
		Bulan ini	Kumulatif	Bulan ini	Kumulatif
(1)	(2)	(3)	(4)	(5)	(6)
63053990	Other sacks & bags,use for packing of good,of man-madetextile materials,woven, not knitted or crocheted	50 017	72 357	34 729	56 319
63059090	Other sacks&bags,use for packing of good,of other textilematerial oth hemp/coconut (coir) of heading 53.05	832	23 494	9 819	131 410
63061200	Tarpaulins, awnings & sunblinds of synthetic fibres	425	11 658	26 962	365 135
63061910	Tarpaulins, awnings & sunblinds of oth vegetable textilefibres	-	238	-	970
63061920	Tarpaulins, awnings & sunblinds of cotton	-	387	-	1 385
63061990	Tarpaulins, awnings & sunblinds of oth textiles materials,oth than vegetable fibres textile /cotton	350	289 311	128	825 690
63062200	Tents of synthetic fibres	3	6 650	20	58 093
63062910	Tents of oth textiles of cotton	-	13	-	600
63062990	Tents of oth textiles, oth than cotton	-	84 867	-	581 614
63063000	Sails for boats	10	1 273	74	23 559
63064010	Pneumatic mattresses of cotton	-	6 254	-	45 713
63064090	Pneumatic mattresses oth than cotton	198	24 018	1 051	34 198
63069010	Camping goods of nonwoven	-	645	-	13 850
63069091	Camping goods of woven of cotton	348	8 055	1 912	51 726
63069099	Camping goods of woven oth than cotton	568 884	909 925	1 336 053	5 249 673
63071010	Floor-cloths,dish cloths,dusters&similar cleaning cloths ofnonwoven other than felt	-	1 579	-	37 410
63071020	Floor-cloths,dish cloths,dusters&similar cleaning cloths offelt	60	426	8	916
63071090	Floor-cloths,dish cloths,dusters&similar cleaning cloths ofwoven oth than felt	30 620	632 020	210 298	4 363 080
63072000	Life-jackets & life-belts	1 217	36 594	54 188	675 432
63079030	Umbrella covers in pre-cut triangular form	-	957	-	18 305
63079040	Surgical masks	3 495	226 003	19 542	1 312 506
63079061	Safety harnesses safety suitable for industrial use	395	3 232	354	26 942
63079069	Safety harnesses suitable not for industrial use	2 984	8 200	44 701	97 313
63079070	Fans and handscreens	160	7 618	1 020	107 477
63079080	Laces for shoes,boots,corsets & the like	896	9 652	402 321	1 123 234
63079090	Oth made up artcils excl umbrella covers/surgical masks/safety harnesses/fans&handscreens/laces shoes,boots,corsets	76 079	1 047 207	599 457	9 371 572
63080000	Sets,consist of woven fabric&yarn whether/not w/accessories simillar textiles articles for retail	103	897	44	815
63090000	Worn clothing & oth worn articles	23 530	789 011	63 949	1 753 793
63101010	Used/new rags, sorted	159 320	1 226 059	14 485	150 113
63101090	Scrap twine/cordage/rope/cables worn out articles of those,sorted	100 155	1 922 209	121 815	3 192 567
63109010	Used/new rags,unsorted	53 600	1 482 614	10 329	613 249
63109090	Scrap twine/cordage/rope/cbles worn out articles of those,unsorted	-	63 882	-	18 225
64011000	Waterproof footwear incorp protective metal toe-cap withouter soles	86	17 903	2 324	121 076
64019200	Footwear; waterproof, covering the ankle (but not the knee), rubber or plastic outer soles and uppers (not assembled by stitch, rivet, nail, screw, plug or similar)	116 629	896 715	1 083 189	9 464 081
64019910	Oth waterproof footwear,not covering the ankle but not covering the knee,with outer	-	510	-	277
64019990	Oth waterproof footwear w/outer soles plastic by stiching,riveting, nailing screwing, plugging or similar processes.	21 633	182 696	19 549	172 845
64021200	Ski-boots/cross-country ski-footwear/snowboard boot w/outersoles&upper of rubber/plastic	3 465	186 941	106 999	5 490 339
64021910	Wrestling footwear with outer soles&upper of rubber/plastic	1 138	8 102	22 200	157 200
64021990	Sports footwear excl Ski-boots, cross-country ski footwear & snowboard boots and Wrestling footwear	948 230	11 136 480	15 610 896	192 969 097
64022000	Footwear with upper straps/thongs assembled to the sole bymeans of plugs	127 387	1 560 679	3 048 389	33 175 555

Tabel 3 : Ekspor Indonesia menurut Komoditi ( Kode HS 8 digit )

Desember 2019

Kode H S	Uraian golongan barang	Berat bersih (Kg)		Nilai F.O.B. ( U S \$ )	
		Bulan ini	Kumulatif	Bulan ini	Kumulatif
(1)	(2)	(3)	(4)	(5)	(6)
64029110	Diving boots oth footwear with upper straps/thongsassembled to the sole by covering the ankle	-	14 115	-	225 685
64029191	Oth diving boots cover the ankle incorp protective metaltoe-cap,rubber/plastic	4 556	22 667	37 520	186 636
64029199	Oth footwear covering the ankle excl diving boot with upperstraps/thong assembled to sole by means of plugs	14 343	343 287	245 040	6 135 678
64029910	Oth diving boot not cover the ankle incorp protective metaltoe-cap,rubber/plstc	-	894 818	-	10 781 000
64029990	Oth footwear not cover the ankle&not incorp protct mtal toe-cap, rubber/plstc	731 811	7 686 999	10 213 200	108 930 883
64031200	Ski-boots,cross-country ski footwear&snowboard boot,w/upperof leathers	-	13 960	-	362 867
64031910	Sports footwear fitted with spikes,cleats/the like withupper leathers	1 585 570	14 121 602	35 062 052	285 204 574
64031920	Sports footwear for riding boots,bowling shoes with upperleathers	-	62	-	895
64031930	Sports footwear for wrestling, weight lifting/gymnasticswith upper leathers	-	30	-	100
64031990	Sports footwear not fitted with spikes/bowling/wrstling/weight lifting/the like w/upper leathers	3 481 832	42 785 232	71 229 798	888 717 147
64032000	Footwear with outer soles of leather,uppers of leather straps accros,instep big toe	998	12 443	25 911	251 036
64034000	Footwear; with metal toe-cap, outer soles of rubber, plastics, leather or composition leather, uppers of leather	460 081	6 574 320	5 301 776	82 518 539
64035100	Footwear; n.e.c. in heading no. 6403, with outer soles and uppers of leather, covering the ankle	-	14 727	-	17 237
64035910	Bowling shoes oth footwear with outer sole of leather notcovering the ankle	-	35	-	1 647
64035990	Oth footwear with outer sole of leather not covering theankle	110 565	1 430 428	2 847 607	36 345 717
64039110	Footwear made on a base or platform of wood, not havinginner sole or protective metal toe cap, covering the ankle	447	447	320	330
64039120	Ridding boots without outer soles of leather coveringthe ankle	-	60	-	242
64039190	Oth of ridding boots without outer soles of leather covering the ankle	177 151	4 680 985	3 807 464	112 006 562
64039910	Footwear made on a base/platform of wood not having innersole/protective metal toe cap, not covering the ankle	1 581 184	31 991 752	30 657 328	558 200 504
64039920	Bowling shoes without outer soles of leather not coveringthe ankle	-	4 378	-	38 051
64039990	Oth of ridding boots without outer soles of leather not covering the ankle	1 480 351	14 093 631	34 854 638	305 430 604
64041110	Sports footwear with outer sole rubbr/plstc,with spike/cleat	148	43 112	1 952	58 338
64041120	Sports footwear for wrestling,weight lifting or gym w/outersole rubber/plastic	-	6	-	1 025
64041190	Sports footwear not fitted with spikes/wrstling/weightlifting/the like oth	5 678 320	58 122 649	110 130 182	1 170 855 892
64041900	Footwear; (other than sportswear), with outer soles of rubber or plastics and uppers of textile materials	1 483 875	21 480 871	34 519 602	472 014 732
64042000	Footwear; outer soles of leather or composition leather, uppers of textile materials	4 143	30 739	110 587	922 146
64051000	Footwear; with uppers of leather or composition leather, n.e.c. in chapter 64	7 069	183 747	250 210	8 792 433
64052000	Footwear; with uppers of textile materials, n.e.c. in chapter 64	454	99 953	3 978	807 644
64059000	Footwear; n.e.c. in chapter 64	89 773	911 684	374 877	4 294 097

Tabel 3 : Ekspor Indonesia menurut Komoditi ( Kode HS 8 digit )

Desember 2019

Kode H S	Uraian golongan barang	Berat bersih (Kg)		Nilai F.O.B. ( U S \$ )	
		Bulan ini	Kumulatif	Bulan ini	Kumulatif
(1)	(2)	(3)	(4)	(5)	(6)
64061010	Uppers & parts thereof,oth than stif feners of metal toe-caps	5 840	43 626	168 708	871 241
64061090	Uppers&parts thereof,oth than stif feners&not fitted withmetal toe-cap	114 173	1 892 486	5 053 668	81 229 268
64062010	Parts of footwear with outer soles & heels, of rubber	33 526	646 109	509 038	7 317 916
64062020	Parts of footwear with outer soles & heels, of plastics	14 773	254 656	393 808	5 547 672
64069010	Parts of footwear of wood	8 907	73 821	31 160	306 784
64069021	Oth parts of footwear of metal of iron/steel	700	9 908	910	23 069
64069022	Oth parts of footwear of metal of copper	-	5	-	99
64069029	Oth parts of footwear of oth metal, not of iron/steel/copper/aluminium	438	445	3 165	3 208
64069031	Oth parts of footwear of rubber/plastic in-soles	10 972	549 471	215 594	6 828 761
64069032	Oth parts of footwear of rubber/plastic complete-soles	10	104	50	2 419
64069033	Oth parts of footwear of rubber/plastic oth of plastics	135	975	9 761	42 004
64069039	Oth parts of footwear of rubber/plastic out-soles	4 615	138 411	159 993	2 307 286
64069091	Oth parts of footwear of oth materials for gaiters/leggingsand similar articles and parts thereof	2 850	34 322	34 742	609 183
64069099	Oth parts of footwear of oth materials not for gaiters/leggings/and similar articles and parts thereof	35 560	645 267	758 249	10 092 177
65010000	Hat-forms/bodies, hood of felt, not block shape, not brims,plateoux,manchons (including slit manchons), of felt.	4 368	56 281	5 826	148 424
65020000	Hat-shapes, plaited by assembling strip of any material,neither block shape,nor w/made brims,nor lined,nor trimmed	714	4 881	16 820	110 136
65040000	Hats & oth headgear/plaited by assembling strips of any materials, whether or not lined or trimmed.	7 768	97 884	72 088	1 109 181
65050010	Hats & oth headgear of a kind used for religious purposes,knitted/crocheted	41 246	303 627	128 758	682 643
65050020	Hair-nets of any materials	440	1 074	840	20 124
65050090	Oth hats&oth headgear,not for hair-nets/religious purposes,knitted/crochet	117 830	1 795 632	3 334 251	36 161 085
65061010	Helmets for motorcyclists whether/not lined/trimmed	65 483	1 243 563	894 091	16 913 813
65061020	Industrial safety & firefighters helmets, excl steel helmetwhether/not lined/trimmed	32	996	64	12 767
65061030	Steel helmets safety	-	2	-	65
65061090	Oth safety headgear, not for motocyclist/industrial/firefighters/steel helmets/water polo	1 941	32 897	94 714	439 118
65069100	Headgear; (other than safety headgear), of rubber or plastics, whether or not lined or trimmed	0	1 433	5	66 875
65069910	Oth headgear of furskin	-	11	-	1 449
65069990	Oth headger of oth materials, not furskin	94 753	1 217 339	366 685	4 814 242
65070000	Head-band, lining, cover, hat foundation, hat frame, peak&chinstrap,for headgear	2 021	17 644	34 439	301 942
66011000	Garden/similar umbrellas	23 868	158 316	208 231	1 441 170
66019100	Umbrellas & sun umbrellas having a telescopic shaft	210	4 884	525	15 508
66019900	Umbrellas & sun umbrellas not having a telescopic shaft	1 839	55 201	17 755	135 353
66020000	Walking-sticks, seat-sticks, whips, riding crops & the like	39 270	229 371	22 800	315 732
66032000	Umbrella frames, including frames mounted on shafts(sticks)	351	5 810	7 405	32 914
66039010	Parts,trimmings&acc for articles of Umbrellas&sun umbrellas(incl walking stick umbrellas,garden&similar umbrellas).	1 622	8 944	5 976	86 875
66039020	Parts,trimmings&accessories for articles of Walking-sticks,seat-sticks,whips,riding-crops&the like.	-	41	-	2 347
67010000	Skin&oth part of bird w/ feathr/down,feathr,part of feathr	2 972	28 861	14 012	263 715
67021000	Artificial flower,foliage,fruit & parts thereof of plastics	255	46 646	3 978	86 442
67029010	Artificial flower, foliage, fruit & parts thereof of paper	54	434	338	565
67029020	Artificial flower, foliage, fruit&parts thereof of textilesmaterilas	-	1 874	-	2 138

Tabel 3 : Ekspor Indonesia menurut Komoditi ( Kode HS 8 digit )

Desember 2019

Kode H S	Uraian golongan barang	Berat bersih (Kg)		Nilai F.O.B. ( U S \$ )	
		Bulan ini	Kumulatif	Bulan ini	Kumulatif
(1)	(2)	(3)	(4)	(5)	(6)
67029090	Artific flower,foliage,fruit&partsthereof of oth materials, not paper/txtil	11 744	60 140	224 439	1 000 718
67030000	Human hair, dressed, thinned, bleached, othwise worked forwigs/the like	874	70 173	69 751	1 614 867
67041100	Complete wigs of synthetic textiles materials	620 990	7 000 328	13 320 943	162 518 915
67041900	False beards, eyebrows, eyelashes,switches of synthetic textiles materials	59 926	2 306 377	3 645 873	65 815 574
67042000	Wigs, false beards, eyebrows,eyelashes of human hair	46 580	571 099	7 440 664	94 623 723
67049000	Wigs, false beards, eyebrows,eyelashes,of oth materials	184 805	1 453 756	7 194 859	75 940 609
68010000	Setts,curbstones&flagstones,of naturals stone(except slate)	485 055	7 155 440	249 965	3 711 550
68021000	Tiles,cubes,similar articles,square<7 cm,artif colored,chipping&powder	366 340	4 651 694	298 969	3 289 123
68022100	Marble, travertine and alabaster; simply cut or sawn, with a flat or even surface	785 090	7 741 214	497 763	5 204 277
68022300	Granite; articles thereof, simply cut or sawn, with a flat or even surface	-	15 335	-	39 958
68022910	Oth monumental/building stone of oth calcareous stone, simply cut/sawn	295	2 067	861	4 373
68022990	Oth monumental/building stone of oth than calcareous stone, simply cut/sawn with a flat surface	1 378 663	17 126 007	914 199	12 379 463
68029110	Oth article monumental/building of marble	139 596	2 127 580	171 957	2 403 403
68029190	Oth article monumental/building of travertine & alabaster	48 809	384 491	67 045	552 703
68029200	Stone; calcareous (excluding marble, travertine, alabaster) articles thereof, (other than simply cut or sawn, with a flat or even surface)	-	123	-	459
68029310	Oth article monumental/building of granite with polishedslabs	-	5 229	-	13 290
68029390	Oth article monumental/building oth of granite	69 788	1 296 528	79 266	1 536 866
68029900	Stone; natural (excl. marble, travertine, alabaster, other calcareous stone or granite), monumental/building stone, (oth simply cut/sawn, with a flat/even surface)	1 369 942	20 469 610	1 217 114	16 192 243
68030000	Worked slate & articles of slate or of agglomerated slate	-	660	-	791
68041000	Millstones&grindstones for millng,grinding/pulping grinding&pulping	516 898	4 914 184	1 466 908	15 296 146
68042100	Millstones, grindstones, grinding wheels and the like; of agglomerated synthetic or natural diamond	4 374	60 583	466 349	7 051 856
68042200	Millstones, grindstones, grinding wheels and the like; of other agglomerated abrasives or of ceramics	2 635	46 026	44 293	200 210
68042300	Millstones, grindstones, grinding wheels and the like; of natural stone	8 355	136 579	14 024	250 780
68043000	Hand sharpening/polishing stones	20	4 436	112	29 748
68051000	Natural/artificial abrasive powder/grain on a base of woventextile fabric only	17 690	253 480	126 563	1 818 919
68052000	Natural/artificial abrasive powder/grain on a base of paper/paperboard	4 754	60 724	56 373	462 341
68053000	Natural/artificial abrasive powder/grain on a base of oth materials	2 547	59 048	19 711	368 289
68061000	Slag wool, rock wool & similar mineral wools in bulk/sheets/rolls	1 034 300	7 835 305	1 104 774	8 310 016
68062000	Exfoliated vermiculite,expanded clays,foamed slag&similarexpand minerals	-	20	-	86
68069000	Mixture & article of heat/sound insulating/sound absorbmineral waters	3 975	113 510	6 312	173 144
68071000	Articles of asphalt/of similar material in rolls	-	10 318	-	15 665
68079010	Articles of asphalt/of similar material of tiles, not inrolls	-	18 016	-	10 485
68079090	Articles of asphalt/similar material of oth tiles,not in rolls	348 970	2 746 392	196 717	1 348 277

Tabel 3 : Ekspor Indonesia menurut Komoditi ( Kode HS 8 digit )

Desember 2019

Kode H S	Uraian golongan barang	Berat bersih (Kg)		Nilai F.O.B. ( U S \$ )	
		Bulan ini	Kumulatif	Bulan ini	Kumulatif
(1)	(2)	(3)	(4)	(5)	(6)
68080020	Roofing tiles,panels,boards,blocks&similar articles of coirfibres/straw	-	5 488	-	786
68080030	Panels, boards, blocks and similar articles	3 180	36 943	66 968	224 526
68080090	Chips,particles,sawdust/oth waste of wood,agglomer withcement/plaster	41 335	1 541 725	111 568	2 154 088
68091100	Board, sheet, panels, tiles & similar, not ornamented reinforcement/paper/board only faced/reinforced w/paper/paperboard only	1 689 336	26 145 754	328 236	4 879 447
68091990	Oth articles of plaster/compositions based on plaster of oth tiles	47 076	651 961	9 248	388 725
68099010	Dental moulds of plaster	-	1	-	1
68099090	Oth articles of plaster/compositions based on plaster, not dental moulds	12	7 914	63	21 102
68101100	Building blocks & bricks	68 900	9 357 633	11 266	656 605
68101910	Tiles, reinforced or not	821 016	17 369 982	189 140	3 673 954
68101990	Flagstones, reinforced or not	232 058	11 569 806	223 977	7 045 317
68109100	Prefabricated structural components for building or civil engineering	-	17 046	-	2 503
68109900	Cement, concrete/artificial stone; articles (oth prefabricated structural components for building/civil engineering), whether or not reinforced, n.e.c. in heading no. 6810	34 166 248	296 447 880	2 139 199	21 209 718
68114010	Corrugated sheets containing asbestos	481 592	4 578 459	83 105	925 827
68114021	Floor or wall tile containing asbestos	-	607	-	1 398
68114022	Other sheets, panels, tiles & similar articles for roofing facing/partitioning containing asbestos	-	13 484	-	16 384
68114029	Oth sheets, panel, tile & similar articles containing asbestos for roofing oth than floor/wall tiles containing plastic & roofing, facing/partitioning	20	170 397	35	91 628
68114030	Tubes or pipes containing asbestos	-	984	-	12 386
68114050	Oth articles for building construction of containing asbestos	-	208	-	4 736
68114090	Oth articles of asbestos cement	546	123 534	409	50 771
68118100	Corrugated sheets not containing asbestos	236 160	6 494 400	48 960	1 386 612
68118210	Floor or wall tiles containing plastics not containing asbestos	-	20	-	502
68118220	Other sheets, panels, tiles & similar articles for roofing facing/partitioning not containing asbestos	-	388 195	-	80 691
68118290	Oth sheets, panels, tile & similar articles not containing asbestos roof oth than floor/wall tiles contain plastic & roofing, partitioning	5 899 288	67 470 240	1 183 777	13 627 181
68118990	Oth articles, used for building construction not containing asbestos, not tubes/pipes/Other, kind used building construction	468 550	3 927 881	114 308	997 205
68128020	Clothing of crocidolite fibres	104	777	348	19 296
68128050	Cloth accessories, footwear & headgear fabricated crocidolite fibres	50	231	2 570	6 642
68128090	Oth articles of crocidolite fibres	-	232	-	3 957
68129110	Clothing of oth crocidolite fibres	-	465	-	2 372
68129190	Clothing accessories, footwear & headgear of oth crocidolite fibres	-	218	-	1 019
68129920	Floor/wall tiles of fabricated asbestos (oth crocidolite)	-	43 976	-	14 900
68129990	Oth fabricat asbes fibres of oth croci, not fabricate/floor/wall tiles	45	51 550	4 450	87 435
68132010	Brake lining & pad of friction material & articles, containing asbestos	57	4 176	43 225	68 013
68132090	Oth than brake lining & pad of friction material & article, containing asbestos	-	144	-	1 769
68138100	Brake lining & pad of friction material & article, containing asbestos	53 953	635 033	176 341	3 936 574
68138900	Friction material and articles thereof not mounted; for clutches, with a basis of mineral substances or cellulose	24 445	240 229	163 486	2 895 243



Tabel 3 : Ekspor Indonesia menurut Komoditi ( Kode HS 8 digit )

Desember 2019

Kode H S	Uraian golongan barang	Berat bersih (Kg)		Nilai F.O.B. ( U S \$ )	
		Bulan ini	Kumulatif	Bulan ini	Kumulatif
(1)	(2)	(3)	(4)	(5)	(6)
68141000	Plates,sheets,strips,of agglomerated or reconstituted mica,whether or not on a support	-	613	-	2 809
68149000	Mica; worked mica and articles of mica (excluding plates, sheets and strips) whether or not on a support of paper, paperboard or other materials	8 135	20 380	15 340	66 431
68151010	Yarn/thread non-electrical articles graphite/ oth carbon	394	427 250	292	2 373 076
68151020	Bricks,paving slabs,floor tiles,etc non electrical articlesgraphite/carbon	190 533	1 913 492	104 669	1 440 844
68151091	Carbon fibres, etc non electrical articles graphite/carbon	-	76 947	-	45 293
68151099	Oth non electrical articles graphite or carbon	15 997	247 762	83 413	877 407
68152000	Articles of peat	350	3 681	283	7 171
68159100	Articles of stone, contents magnesite,dolomite/chromite	-	1 053	-	13 931
68159900	Stone articles and articles of other mineral substances; n.e.c. or included in heading no. 6815	168 407	3 996 176	231 640	3 485 568
69010000	Bricks,blocks,tiles&oth ceramic goods of siliceous fossilmeals/of similar siliceous earths	166 924	1 821 205	102 697	729 793
69022000	Goods of siliceous cont by weight,singly/together alumina,silika,or mixture >50%	96 000	731 930	17 760	252 772
69029000	Goods of siliceous cont by weight,of oth metals compound	90 952	3 243 896	19 222	755 148
69031000	Refractory ceramic goods; containing by weight +50% of graphite/other forms of carbon or of a mixture of these products, excl those of siliceous fossil meals/similar earths	-	3	-	587
69032000	Refractory ceramic goods; containing by weight +50% of alumina/of a mixture or compound of alumina & of silica, excl those of siliceous fossil meals or similar earths	-	1 644	-	7 105
69039000	Refractory ceramic goods; composition of which n.e.c. in heading no. 6903, other than those of siliceous fossil meals or similar earths	10 920	114 980	99 239	572 936
69041000	Ceramics building bricks	10 829	281 345	993	25 611
69049000	Flooring blocks,support/filler tiles&the like	137 508	2 702 997	58 354	925 901
69051000	Roofing tiles of ceramic	54 459	2 104 532	10 914	441 529
69059000	Chimney-pot,cowl,chimney liner,architect ornament&othceramic constr	2 330	54 882	1 279	42 905
69060000	Ceramic pipes,conduits,guttering,pipe fittings	-	174	-	162
69072110	Lining tiles of a kind use for grinding mills,unglazed,water absorption coeff by weight<= 0.5 %	-	2 670	-	1 872
69072121	Flag&paving,hearth/wall tile,oth than of subhead 6907.30&6907.40 water absorption coeff by weight<=0.5 %	-	32	-	45
69072122	Ceramic,wall tile,unglaze,large surface area capablesquare side<7 cm water absorption coeff by weight<= 0.5 %	1	59 648	20	34 918
69072123	Pving,wall tiles,glaze,largest surface area capablesquare side<7 cm water absorption coeff by weight<= 0.5 %	294 138	1 028 370	90 532	316 539
69072124	Ceramic,wall tiles,glaze ,large surfce area capablesquare side<7 cm water absorption coeff by weight<= 0.5 %	19	679 420	237	118 062
69072191	Paving,wall tiles,unglaze ,large surface area capablesquare side>7 cm water absorption coeff by weight<= 0.5 %	101 573	6 299 723	42 274	2 243 538
69072193	Paving,wall tiles,glaze ,large surface area capablesquare side>7cm water absorption coeff by weight<= 0.5 %	1 553 032	21 386 774	858 163	10 919 051
69072194	Ceramic,wall tiles,glaze ,large surface area capablesquare side>7cm water absorption coeff by weight<= 0.5 %	4 073 200	87 126 495	964 280	20 107 350

Tabel 3 : Ekspor Indonesia menurut Komoditi ( Kode HS 8 digit )

Desember 2019

Kode H S	Uraian golongan barang	Berat bersih (Kg)		Nilai F.O.B. ( U S \$ )	
		Bulan ini	Kumulatif	Bulan ini	Kumulatif
		(1)	(2)	(3)	(4)
69072213	Paving,wall tiles,glaze ,large surface area capable square side<7 m water absorp 0.5%<coeff weight<=10%	50 940	2 336 436	10 170	521 935
69072214	Ceramic,wall tiles,glaze ,large surface area capable square side<7cm of water absorp 0.5%<coeff weight<=10%	-	5	-	15
69072291	Paving,wall tiles,unglaze ,large surface which capable square side>7cm of water absorp 0.5%<coeff weight<=10%	-	211 200	-	40 550
69072293	Pving,wall tiles,glaze , largst surfce area capable square side>7cm of waterabsorp 0.5%<coeff weight<=10%	2 392 957	19 426 525	409 206	3 659 182
69072294	Ceramic,wall tiles,glaze ,large surface area capable square side>7cm of water absorp 0.5%<coeff weight<=10%	1 569 591	31 518 615	384 035	7 114 071
69072313	Paving,wall tiles,glaze ,large surface area capable square side<7 cm of water absorp coeff weight>10%	2 527 251	47 564 246	531 766	10 128 776
69072392	Ceramic,wall tile,unglaze ,large surface area capable square side>7cm of water absorp coeff weight>10%	-	10	-	53
69072393	Paving,wall tiles,glaze ,large surface area capable square side>7 cm of water absorp coeff weight>10%	-	4 129 263	-	967 414
69072394	Ceramic,wall tiles,glaze ,large surface area capble square side>7cm of water absorp coeff weight>10%	639 202	8 454 419	233 061	2 995 186
69073099	Mosaic cubes&the like,oth than subheading 6907.40 glazedlargest surface of capable being enclosed square side<7 cm	1 890	45 926	420	11 402
69074010	Finishing ceramics of a kind used for lining grinding millsunglazed	1 053	1 074	120	4 189
69074021	Finishing ceramics of other articles,having largest surfacearea visible after mounting is not exceeding 49 cm2 Unglazed	142	752	828	4 800
69074022	Finishing ceramics of oth articles,having a largest surfacearea visible after mounting is not exceeding 49 cm2 glazed	6 289	53 175	1 406	21 547
69074091	Other finishing ceramics unglazed	1 943 609	16 602 815	529 349	4 730 030
69074092	Other finishing ceramics glazed	-	169 060	-	76 270
69091100	Ceramic of porcelain/china for laboratory,chemical/oth tech	401 727	4 861 688	1 582 949	18 673 798
69091200	Artcle having a hardnss=>9 Mohs for laboratory,chemical/oth tech	26	26	5 106	5 200
69091900	Ceramic wares; for laboratory, chemical or other technical uses, other than articles having a hardness equivalent to 9 or more on the Mohs scale or of porcelain or china	305 566	7 067 061	2 876 522	70 819 488
69099000	Ceramic wares; pots, jars & similar articles of a kind used for the conveyance/packing of goods & ceramic troughs, tubs & similar receptacles used in agriculture	28 495	382 876	31 656	671 105
69101000	Ceramic sinks,wash basins,wash basin of porcelain/china	633 408	9 657 663	1 808 880	25 473 695
69109000	Ceramic sinks,wash basins,wash basin of oth thn porcelain/china	60 988	599 318	62 889	932 759
69111000	Tablewre&kitchenware of porclain/china	1 290 486	14 710 933	6 542 847	74 957 750
69119000	Household and toilet articles; n.e.c. in heading no. 6911, of porcelain or china	10 310	362 747	55 626	1 127 544
69120000	Tableware&kitchenware,oth household toilet art,oth thanporcelain/china	402 516	6 331 855	1 158 526	19 690 412
69131090	Oth thn ornamental cigarette box&ashtray of porcelain/china	8 118	379 632	31 557	818 603
69139010	Ornamental cigarette box&ashtray of oth thn porcelain/china	-	2 100	-	6 333
69139090	Oth thn ornamental cigarette box&ashtray of oth porcelain/china	90 730	1 185 043	460 460	5 258 518
69141000	Ceramic articles n.e.c. in chapter 69; of porcelain or china	132 602	1 439 518	524 153	5 692 348

Tabel 3 : Ekspor Indonesia menurut Komoditi ( Kode HS 8 digit )

Desember 2019

Kode H S	Uraian golongan barang	Berat bersih (Kg)		Nilai F.O.B. ( U S \$ )	
		Bulan ini	Kumulatif	Bulan ini	Kumulatif
		(1)	(2)	(3)	(4)
69149000	Ceramic articles n.e.c. in chapter 69; other than of porcelain or china	155 637	2 569 253	293 119	3 438 816
70010000	Cullet&oth waste&scrap of glass;glass in the mass	-	10	-	109
70021000	Glass in balls	-	337	-	3 385
70023110	Fused quartz/oth fused silica for vacuum tubes	14	975	1 775	17 800
70023190	Oth of fused quartz/oth fused silica for vacuum tubes	-	763	-	20 416
70023230	Borosilicate glass tubes used to manufacture phial/ampoules	-	21	-	8
70023290	Oth glass in tubes,linear coef<=5x106kelvin in temp(0-300C)	-	0	-	2
70023910	Oth glass in tubes,used to manufactur vacuum tubes	-	1	-	177
70023990	Oth glass having linear coeff. 0-300c oth thn vacum&boro silict glas tube	515	12 206	9 301	120 037
70031220	Cast&rolled glass,non-wired sheet,colour,opacified,flashed reflecting/non layer,in squares shape,not optical glass	3 098	5 759	29 738	31 407
70031290	Other cast&rolled glass,non-wired sheet,coloured,opacified, flashed,reflecting layer/non layer	292	30 475	1 530	78 110
70031910	Cast&rolled glass,non-wired sheet,optical glass,not optically worked	-	7	-	1 930
70031990	Cast&rolled glass,non-wired sheet,in squares shape,not optical glass	50	318 832	20	171 745
70032010	Cast glass and rolled glass,wired sheets insquares/rectangular shape including 1 or more corners cut	-	25	-	104
70032090	Other cast glass and rolled glass,wired sheets	55	55	141	141
70033010	Cast glass and rolled glass, profiles in squares/rectangular shape including 1 or more corners cut	198	3 874	145	2 796
70033090	Other cast glass and rolled glass in profiles	290	1 579	270	4 051
70042010	Optical drawn,blown glass,not optically worked opacified,flashed,absorbent	-	123	-	263
70042090	Optical drawn,blown glass,optically worked,flashd,opacified absorbent	471	12 407	2 262	83 046
70049090	Oth optical drawn,blown glass,optically worked,flashed,opacified,absorbent	3 349	169 512	6 470	271 199
70051010	Optical float glass,not optically worked,flashed,opacified,absorbent	5 779 959	65 593 486	1 831 465	20 581 314
70051090	Oth non-wired glass,absorbent reflecting/non-reflectinglayer	2 389 138	27 995 231	1 585 945	17 622 262
70052110	Oth non-wired glass,colored,opacified optical glass,notoptically worked	8 046 509	93 425 322	2 667 051	32 489 417
70052190	Oth non-wired glass,colored,optically worked,flashed,opacified	15 354 261	161 955 202	5 959 357	61 935 730
70052990	Oth non-wired glass,not colored,optically worked	2 947 009	24 491 014	686 666	6 724 721
70053000	Float glas&surface ground/polish glas,wired glass	1 900	91 696	9 208	286 639
70060090	Optical glass,optically worked for glass of heading70.03,70.04,70.06	11 645	274 239	26 615	496 806
70071110	Toughened(tempered)safety glass suitable for vehicles ofchapter 87	163 229	2 360 953	433 685	6 494 311
70071120	Toughend(temperd)safy glas suitabl for aircraft,spacecraftof chap 88	367	499	24 000	39 894
70071990	Toughened(tempered)safety glass suitable for oth machinery0	95 915	1 133 395	177 177	1 663 212
70072110	Laminated safety glass suitable for vehicles of chapter 870	353 999	4 104 238	819 420	10 054 419
70072990	Laminated safety glass suitable for oth machinery	35 311	534 079	39 479	574 865
70080000	Multiple-walled insulating units of glass	2 882	128 658	936	344 284
70091000	Rear-view mirrors for vehicles	11 034	279 528	239 629	3 543 570
70099100	Glass mirros, unframed	1 000 182	13 834 258	677 780	8 852 906
70099200	Glass mirros, framed	130 384	1 684 216	650 872	7 755 140
70101000	Ampoules of glass	14 536	248 633	148 336	2 628 995
70102000	Stoppers, lids & oth closures of glass	-	41 305	-	72 669
70109010	Carboys & demijohns	17 067	53 803	13 936	46 556

Tabel 3 : Ekspor Indonesia menurut Komoditi ( Kode HS 8 digit )

Desember 2019

Kode H S	Uraian golongan barang	Berat bersih (Kg)		Nilai F.O.B. ( U S \$ )	
		Bulan ini	Kumulatif	Bulan ini	Kumulatif
(1)	(2)	(3)	(4)	(5)	(6)
70109040	Bottles&vials for antibiotics,serums,oth injectables,intravenous infus	209 511	2 083 940	1 255 377	14 254 273
70109099	Oth bottle intravenous fluid of a capacity not exceeding 1	308 327	26 998 736	166 378	12 525 679
70111010	Glass envelops for electric lighting, stem	-	61	-	1 481
70111090	Glass envelops for electric lighting, oth than stem	200	557	1 700	5 884
70112000	Glass envelops for cathode-ray tubes	198	3 910	1 540	33 080
70119000	Glass envelopes (including bulbs and tubes); open, and glass parts thereof, without fittings, other than for electric lighting and cathode-ray tubes	-	16	-	887
70131000	Glassware of a kind used for table,kitchen, toilet,office of glass-ceramic	113 084	1 722 489	117 391	1 760 498
70132200	Stemware drinking glasses,oth thn glass ceramics,of leadcrystal	184	2 833	2 037	28 142
70132800	Stemware drinking glasses,neither glass-ceramics nor leadcrystal	378 141	1 536 181	279 560	1 229 060
70133300	Glassware; drinking glasses (not stemware), of lead crystal	250	3 034	266	10 380
70133700	Glassware; drinking glasses (not stemware), other than of lead crystal or glass-ceramics	111 946	2 014 081	79 884	1 483 172
70134100	Glassware for table(not drinking glass)kitchen purpose,oflead crystal	-	3 788	-	2 318
70134200	Glassware for table not drinking glass)ktchn,linear coef<5x106/Kelvin,0-3000C	14 266	44 239	49 671	79 609
70134900	Glassware of a kind used for table or kitchen purposes (not drinking glasses or of glass-ceramics), of glass n.e.c. in item no. 7013.4	3 457 739	45 679 748	2 380 492	32 775 140
70139100	Glassware; n.e.c. in heading no. 7013, of lead crystal	323	923	5 775	17 464
70139900	Glassware; n.e.c. in heading no. 7013, other than of lead crystal	182 944	3 401 533	473 727	8 735 763
70140010	Signalling glassware&optical element for motor vehicles,not thse of headng 70.15	-	12	-	291
70140090	Other signalling glassware&optical elements of glass,not optically worked	0	370	1	13 922
70151000	Glasses for corrective spectacles	71	5 270	70	10 151
70159010	Clock or watch glasses	-	20	-	179
70159090	Glasses for non-corrective spectacles; hollow glass spheres&their segments	-	3	-	57
70161000	Glass cubes&oth glass smallwares,for mosaics/decorative purposes	286	11 979	11 247	297 000
70169000	Multicellular or foam glass; in blocks, panels, plates, shells or similar forms; paving blocks, slabs, bricks and other articles of pressed or moulded glass	1 745 280	22 070 567	701 822	9 389 084
70171010	Quartz reactor tubes&holders glass,for production of semiconductor wafers	-	145	-	2 775
70171090	Laboratory/pharmaceutical glass of fused quartz/oth fusedsilica; other	20	415	100	1 589
70172000	Laboratory,hygienic/pharmaceutical w/coef< 5x106/kelvin,0-3000c	7 065	79 618	143 138	1 457 011
70179000	Laboratry,hygienic/pharmaceutical glasswre,nor fused quartz/fused silica	4 417	110 181	90 080	1 838 049
70181010	Glass beads	167	43 833	8 440	690 695
70181090	Imitation pearls, imitation precious/semi-precious stonesand similar glass smallwares	2 301	17 292	11 642	119 899
70182000	Glass microspheres<=1 mm in diameter	-	64	-	17
70189010	Glass eyes of glass microspheres<=1 mm in diameter	1	269	676	2 979
70189090	Glass eyes,not prsthtc artcls,ornamnt of lamp-worked glass,not imittn jewellery	313	14 120	862	99 663
70191100	Chopped strands,of a length <= 50 mm	-	1	-	1 245
70191200	Rovings of glass fibres	4 758	434 240	71 872	412 864
70191910	Yarn of glass fibres	-	26	-	473
70191990	Sliver of glass fibres	251	15 543	3 875	219 567
70193100	Mats of glass fibres	16 317	445 812	50 346	11 727 077
70193990	Mattresses,boards&similar nonwoven products of glass fibres	160	168 184	1 561	165 793

Tabel 3 : Ekspor Indonesia menurut Komoditi ( Kode HS 8 digit )

Desember 2019

Kode H S	Uraian golongan barang	Berat bersih (Kg)		Nilai F.O.B. ( U S \$ )	
		Bulan ini	Kumulatif	Bulan ini	Kumulatif
(1)	(2)	(3)	(4)	(5)	(6)
70194000	Woven fabrics of glass fibres rovings	-	25	-	1 443
70195200	Glass fibres; woven fabrics (oth of rovings), of a width exceeding 30cm, plain weave, weighing less than 250g/m2, of filaments measuring per single yarn not +136 tex	794	17 671	6 556	182 266
70195900	Glass fibres; woven fabrics (other than of rovings), n.e.c. in item no. 7019.5	364	4 637	6 902	32 245
70199010	Glass fibres (including glass wool)	8 018	66 376	71 220	519 492
70199090	Other article of glass fibres	1 378	155 785	36 699	589 435
70200011	Glass moulds for the manufacture of acrylic goods	4 320	23 142	163 764	235 428
70200019	Glass moulds for other purposes	13 618	262 096	73 098	1 070 842
70200020	Quartz reactor tubes&holders designed for production of semiconductor wafers	-	94	-	802
70200030	Glass inner for vacuum flasks/oth vacuum vessels	-	26	-	48
70200040	Evacuated tubes for solar energy collectors	150	163	150	365
70200090	Other articles of glass.	44 012	451 281	158 322	1 500 343
71012100	Cultured pearls,fresh water,unworked	936	7 695	6 806 260	45 400 606
71012200	Cultured pearls,salt water,unworked	2	274	16 425	2 063 729
71022900	Diamonds,worked,not mounted/set,industrial	0	2	2 132	28 430
71023900	Diamonds,worked,not mounted/set,non-industrial	-	6	-	40 923
71031020	Precious stones,unworked/simplely sawn/roughly shaped,jade(nephrite&jadeite)	146	1 126	1 116	9 228
71031090	Oth precious stones,unworked/simplely sawn/roughly shaped	-	113	-	26 078
71039190	Sapphires & emeralds, worked	1	1	90	90
71039900	Stones; precious & semi-precious stones, oth rubies, sapphires & emeralds), worked oth simply sawn or roughly shaped, not strung, mounted/set	-	187	-	1 050
71042000	Stones; precious or semi-precious, synthetic or reconstructed, unworked or simply sawn, roughly shaped, temporarily strung for transport convenience	1	1	25	25
71049000	Stones; precious or semi-precious, synthetic/reconstruct, worked/graded or not, temporarily strung for transport convenience, n.e.c. in item no. 7104.20	4	35	400	485
71051000	Dust and powder of diamonds	-	10	-	6 950
71059000	Dust&powder/of other natural/synthetic precious/semiprecious stones	-	1	-	11
71061000	Silver powder	-	8 554	-	4 195 439
71069100	Silver, unwrought	12 216	174 981	6 545 848	90 262 465
71069200	Silver, semi-manufactured	1 500	7 365	816 949	3 899 378
71070000	Base metals clad with silver,not further	1	7	320	335
71081210	Gold in lumps, ingots or cast bars	3 736	78 894	176 614 779	3 520 015 883
71081290	Gold,not in lumps,ingots/cast bars,oth unwrought forms	4	181	203 545	7 699 544
71081300	Gold,non monetary,oth semi-manufactured form	-	587	-	24 360 171
71101190	Platinum in oth form, unwrought	1	3	35 590	82 598
71101900	Platinum, wrought	-	50	-	55 129
71102900	Palladium, wrought	-	2	-	79 313
71104190	Iridium,osmium&ruthenium,in other forms,unwrought,sponge,unwrought	1	4	0	19
71129100	Waste and scrap of gold, including metal clad with gold but excluding sweepings containing other precious metals	711	6 455	689 200	4 096 003
71129200	Waste and scrap of platinum, incl metal clad with platinum but excluding sweepings containing other precious metals	6	127 200	97 829	7 062 885
71129910	Waste and scrap of silver,including metal clad with silver but excluding sweepings containing other precious metals	4 393	33 042	347 592	3 192 791
71129990	Waste and scrap of a kind used principally for the recovery of precious metal, oth gold, platinum and silver	143 914	1 615 435	100 081 399	951 675 995
71131110	Part of silver jewellery articles, whether or not plated or clad with precious metal	293	6 507	900 023	12 652 534

Tabel 3 : Ekspor Indonesia menurut Komoditi ( Kode HS 8 digit )

Desember 2019

Kode H S	Uraian golongan barang	Berat bersih (Kg)		Nilai F.O.B. ( U S \$ )	
		Bulan ini	Kumulatif	Bulan ini	Kumulatif
(1)	(2)	(3)	(4)	(5)	(6)
71131190	Silver jewellery articles, whether or not clad with precious metal	5 219	77 302	4 730 232	60 372 839
71131910	Part of jewellery of precious metal (excl silver), whether or not plated or clad with	45	139	30 444	699 126
71131990	Articles of jewellery of precious metal, whether or not plated or clad with	2 615	53 009	79 154 946	1 860 149 384
71132010	Part of base metal jewellery, clad with precious metal	-	18	-	254
71132090	Base metal jewellery, clad with precious metal	17	385	4 996	90 434
71141100	Articles of silversmiths' wares and parts thereof, precious metal or of metal clad with precious metal	111	7 818	24 193	778 308
71141900	Articles of goldsmiths' wares and parts thereof, precious metal or of metal clad with precious metal	-	1 341	-	7 679
71142000	Articles of base metal wares and parts thereof, clad with precious metal	49	367	493	16 270
71151000	Catalysts in the form of wire cloth or grill, of platinum	-	574	-	8 069
71159010	Other articles of precious metal of gold or silver	38	696	16 029	201 328
71159090	Other articles of other than gold or silver	0	6	14	2 354
71161000	Articles of natural or cultured pearl	7	56	4 393	76 492
71162000	Articles of precious or semi-precious stones (natural, synthetic or reconstructed)	7 177	36 738	26 390	212 345
71171110	Part of imitation jewellery of base metal, whether or not plated with precious metal parts of cuff-links and studs	-	181	-	7 076
71171190	Imitation jewellery of base metal, whether or not plated with precious metal cuff-links and studs	5 067	72 383	351 116	5 850 896
71171910	Imitation jewellery of base metal, whether or not plated with precious metal, bangles	1	24	39	3 175
71171920	Other imitation jewellery of base metal, whether or not plated with precious metal	12 786	169 266	517 968	6 100 373
71171990	Part of other imitation jewellery of base metal, whether or not plated with precious metal	7 674	154 007	337 662	5 729 409
71179011	Bangles, wholly of plastics or glass	255	13 080	12 118	102 490
71179012	Bangles, wholly of wood, tortoise shell, ivory, bone, horn, coral, mother-of-pearl & other animal carving material	1 582	5 435	3 606	26 740
71179019	Imitation jewellery, bangles, of other material	646	6 064	4 348	81 741
71179021	Other imitation jewellery, wholly of plastics or glass	1 724	18 724	26 193	214 546
71179022	Other imitation jewellery, wholly wood, tortoise shell, ivory, mother-of-pearl, mineral/other animal carving material	10 500	130 485	24 561	370 094
71179029	Other imitation jewellery of other material	231	12 186	49 408	236 421
71179092	Imitation jewellery, parts wholly wood, tortoise shell, ivory, mother-pearl & vegetable/mineral/other animal carving material	15	7 286	70	74 473
71179099	Other than imitation jewellery, parts wholly of porcelain or china	2 836	49 986	73 670	1 492 199
71181010	Coin (other than gold coin), not being legal tender, silver coin	-	115	-	1 065
71181090	Other than gold & silver coin not being legal tender	-	76	-	1 697
71189020	Silver coin, being legal tender	-	3	-	45
71189090	Other than Gold & silver coin, whether or not legal tender	-	218	-	1 084
72011000	Pig iron & spiegeleisen in pig, block/other primary form, non alloy pig iron weight <= 0.5% phosphorus	10 000 000	50 425 105	2 950 000	14 910 546
72015000	Pig iron & spiegeleisen in pig, alloy pig iron, spiegeleisen	-	61 858 550	-	59 011 778
72023000	Ferro-silico-manganese	250 600	4 282 150	262 925	4 825 847
72025000	Ferro alloy, silico-chromium	-	1	-	4
72026000	Ferro alloy nickel	163 256 439	1 596 900 383	259 952 298	2 598 924 971
72029300	Ferro-alloys; ferro-niobium	-	7 000	-	189 767
72029900	Ferro-alloys; n.e.c. in heading no. 7202	5 000	33 740	10 845	79 709
72031000	Ferrous product obtained direct reduction iron ore pellet/similar forms & min purity weight <= 99.94 %	-	706 481	-	176 805
72039000	Ferrous product obtained by not direct reduction of pellets/similar forms & min purity by weight <= 99.94 %	-	637	-	20 437

Tabel 3 : Ekspor Indonesia menurut Komoditi ( Kode HS 8 digit )

Desember 2019

Kode H S	Uraian golongan barang	Berat bersih (Kg)		Nilai F.O.B. ( U S \$ )	
		Bulan ini	Kumulatif	Bulan ini	Kumulatif
(1)	(2)	(3)	(4)	(5)	(6)
72041000	Ferrous waste&scrap,remelting scrap ingots of iron/steel cast iron	23 879	1 095 352	9 444	455 467
72042100	Ferrous waste&scrap, remelting scrap ingots of iron/steel stainless steel	4 596 520	51 181 393	4 205 392	53 698 178
72042900	Cast iron/ally steel&not stainless steel	-	138	-	383
72043000	Waste and scrap of tinned iron or steel	900	902	763	769
72044900	Ferrous waste and scrap; n.e.c. in heading no. 7204	-	845 004	-	354 269
72051000	Pig iron, spiegeleisen, iron or steel of granules	-	143 927	-	8 641
72052100	Pig iron, spiegeleisen, iron or steel of alloy steel	25 000	50 005	5 000	10 112
72052900	Iron or steel, pig iron, spiegeleisen; powders (excluding alloy steel)	-	7 890	-	9 975
72061010	Iron&non-alloy steel in ingots/oth primary formsexcl iron heading 72.03,weight>0.6%carbon	-	7	-	9
72061090	Iron&non-alloy steel in ingots/oth primary formsexcl iron heading 72.03,weight<0.6 %carbon	1	167	1	255
72069000	Iron and non-alloy steel in primary forms, oth than ingots (excluding iron of heading 72.03).	3 992	31 486	15 459	108 252
72071210	Semi-finish product iron/non-alloy steel slabs<0.25% carbon,cross- sect,measuring<twice the thickness	123 188 660	578 404 543	46 762 408	252 533 898
72071290	Semi-finish product iron/non-alloy steel thin<0.25% carbon,cross- section,measuring<twice the thickness	1 083	17 485	5 270	85 361
72071900	Iron or non-alloy steel; semi-finished products of iron or non-alloy steel, containing by weight less than 0.25% of carbon, other than rectangular or square cross-section	-	450 849	-	488 060
72072010	Semi-finish product iron/non-alloy steel slabs0.25%>=weight<0.6% carbon	-	12 132	-	12 175
72072029	Oth than blocks roughly shaped forging sheet bars thins0.25%>=weight<0.6% carbon	-	3	-	702
72072092	Blocks roughly shaped forging; sheet bars,not slabs weight>=0.6% carbon	-	14 998	-	64 301
72072099	Other than blocks roughly shaped by forging; sheet bars, not slabs,weight>=0.6% carbon	-	6 299	-	27 082
72081000	Iron/non-alloy steel in coils, not further worked than hot- rolled,w/patterns relief,width>=600, not clad, plated/coated	-	2	-	57
72082500	Iron/non-alloy steel in coils, until hot-rolled, pickled,width>=600mm, of a thickness>=4.75mm;not clad, plated/coated	-	618 480	-	342 422
72082600	Iron/non-alloy steel in coils, until hot-rolled, pickled,width>=600mm,3mm>=thick< 4.75mm; not clad, plated/coated	334 760	2 659 843	159 570	1 441 924
72082711	Iron/non-alloy steel in coils,until hot- rolled,width>=600mmpickled;not clad, plated/coated, thick<2mm, carbon>=0.6%	660	9 192	6 763	74 807
72082719	Iron/non-alloy steel in coils,until hot- rolled,width>=600mmpickled; not clad, plated/coated, thick<2mm, carbon<0.6%	17 813	1 236 133	13 122	690 753
72082799	Iron/non-alloy steel in coils,until hot- rolled,width>=600mmpickled; not clad, plated/coated,2mm<=thick>3mm,carbon<0.6%	1 489 463	5 065 185	723 288	2 731 297
72083600	Iron/non-alloy steel in coils,until hot- rolled,width>=600mmpickled; not clad, plated/coated,of a thick>10mm,carbon<0.6%	7 899 491	36 173 053	3 356 676	18 298 060
72083700	Iron/non-alloy steel in coils,until hot- rolled,width>=600mmpickled;not clad,plated/coated,4.75mm>=thick<10mm,carbo<0.6%	20 632 204	83 272 029	8 767 120	41 266 966
72083800	Iron/non-alloy steel in coils,until hot- rolled,width>=600mmpickled;not clad,plated/coated,3mm>=thick<3.47mm,carbon<0.6%	5 013 710	31 890 039	2 102 442	16 093 722

Tabel 3 : Ekspor Indonesia menurut Komoditi ( Kode HS 8 digit )

Desember 2019

Kode H S	Uraian golongan barang	Berat bersih (Kg)		Nilai F.O.B. ( U S \$ )	
		Bulan ini	Kumulatif	Bulan ini	Kumulatif
(1)	(2)	(3)	(4)	(5)	(6)
72083990	Iron/non-alloy steel in coils,until hot-rolled,width>=600mmpickled;not clad, plated/coated,3mm<=thick>0.17mm,carbo<0.6%	4 670 290	22 343 679	1 995 560	11 091 408
72084000	Iron/non-alloy steel not in coils,until hot-rolled,>=600mmwith patterns in relief	-	1 763 250	-	1 020 121
72085100	Iron/non-alloy steel not in coils,until hot-rolled,>=600mmwith patterns in relief of a thickness > 10 mm	45 728 922	639 632 004	21 412 429	355 888 165
72085200	Iron/non-alloy steel not in coils,until hot-rolled,>=600mmwith patterns in relief >=4.75 mm thicknes<10 mm	8 671 225	131 193 144	4 297 829	74 751 388
72085300	Iron/non-alloy steel not in coils,until hot-rolled,>=600mmwith patterns in relief >=3 mm thicknes<4.75 mm	620 372	4 831 150	284 836	2 528 436
72085490	Iron/non-alloy steel not in coils,until hot-rolled,>=600mmwith patterns in relief >=0.17mm&containig <0.6 % of carbon	593 853	2 199 743	288 411	1 149 849
72089020	Oth containing by weight less than 0.6 % of carbon andof a thickness of 0.17 mm or less	-	5	-	56
72089090	Oth than not in coils, not further worked than hot-rolled,with patterns in relief	90 286	803 975	89 919	987 097
72091610	Iron/non-alloy steel, in coil cold-rolled of width >=600 mmnot coated, <1mm&thickness <3mm of a width <1.250 mm	-	556	-	1 598
72091690	Iron/non-alloy steel, in coil cold-rolled of width >=600 mmnot coated, <1mm&thickness <3mm of a width >1.250 mm	17 976	191 187	54 618	581 097
72091710	Iron/non-alloy steel, in coil cold-rolled of width >=600 mmnot coated,>=0.5mm thickness<1 mm of a width <1.250 mm	-	34 600	-	38 060
72091790	Iron/non-alloy steel, in coil cold-rolled of width >=600 mmnot coated,>=0.5mm thickness<1 mm of a width >1.250 mm	-	3	-	3
72091810	Iron/non-alloy steel, in coil cold-rolled of width >=600 mmnot coated& thickness<0.5mm,tin-mill blackplate	-	9	-	723
72091899	Iron/non-alloy steel, in coil cold-rolled of width >=600 mmnot coated,>0.5mm thickness>=0.17mm&containing carbon <0.6%	-	461 569	-	317 067
72092500	Not in coils, not further worked than cold-rolled & of a thickness >=3mm	25 302	25 302	34 205	34 205
72092610	Not in coils, not further worked than cold-rolled >1 thickness <3mm, of width <1,250 mm	7 000	7 000	8 564	8 564
72092710	Not in coils, not further worked than cold-rolled >=0.5mm thickness <1mm, of width <1,250 mm	5 025	17 138	6 347	20 772
72092790	Not in coils, not further worked than cold-rolled >=0.5mm thickness <1mm, of width >1,250 mm	-	57 175	-	68 254
72099090	Not in coils, not further worked than cold-rolled >0.5mmthickness>=0.17mm,weight>0.6% carbon&not corrugated	-	2 543	-	1 121
72101190	Iron or non-alloy steel, of a width>= 600 mm, clad, plated/coated tin, thickness>=0.5mm&weight<=0.6 % carbon	-	25 063	-	114 842
72101210	Iron or non-alloy steel, of a width>= 600 mm, clad, plated/coated tin, thickness<0.5mm&weight>=0.6 % carbon	-	1 069 738	-	564 017
72101290	Iron or non-alloy steel, of a width>= 600 mm, clad, plated/coated tin, thickness<0.5mm&weight<=0.6 % carbon	2 298	303 573	2 814	331 132
72102090	Iron/non-alloy steel,width>=600 mm,clad,plated/coated lead,incl interne plate,thickness<=1.5mm&weight>0.6 % carbon	-	120	-	8 937
72103011	Iron/non-alloy steel,width>=600 mm,electrolytically coated with zinc,thickness<=1.2mm&weight<0.6 % carbon	15 780	17 318	17 819	29 591



Tabel 3 : Ekspor Indonesia menurut Komoditi ( Kode HS 8 digit )

Desember 2019

Kode H S	Uraian golongan barang	Berat bersih (Kg)		Nilai F.O.B. ( U S \$ )	
		Bulan ini	Kumulatif	Bulan ini	Kumulatif
(1)	(2)	(3)	(4)	(5)	(6)
72103012	Iron/non-alloy steel,width>=600 mm,electrolytically coated with zinc,1.2mm > thickness <=1.5mm&weight<0.6 % carbon	-	2 469	-	2 834
72103019	Iron/non-alloy steel,width>=600 mm,electrolytically coated with zinc,1.2mm > thickness >1.5mm&weight<0.6 % carbon	1 087	18 188	23 739	383 646
72103099	Iron/non-alloy steel,width>=600 mm,electrolytically coated with zinc, thickness >=1.2mm &weight>=0.6 % carbon	2	716	23	1 042
72104911	Iron/non-alloy steel,width>=600 mm,coated zinc by the Ironzinc method,weight <0.04% carbon& thickness<=1.2 mm	2 057	31 270	2 174	38 193
72104912	Oth than iron/non-alloy steel,width>=600 mm,coated zinc byiron zinc method,weight <0.04% carbon& thickness<=1.2mm	1 196 565	8 350 910	1 007 803	8 942 050
72104919	Oth than iron/non-alloy steel,width>=600 mm,coated zinc byiron zinc method,weight<0.04%carbon&<=1.2mm thickness>1.5mm	-	1 672	-	2 132
72104999	Oth than iron/non-alloy steel,width>=600 mm,coated zinc byiron zinc method,weight<0.04%carbon&>1.2mm	-	9 193	-	7 272
72105000	Iron/non-alloy steel,width>=600 mm,coated chromium oxidesor with chromium and chromium oxides	948 923	8 456 694	1 482 907	12 123 871
72106111	Iron/non-alloy steel,width>=600 mm,coated aluminium zinc alloys&weight <0.6 % carbon,thickness <=1.2 mm	-	47	-	29
72106119	Iron/non-alloy steel,width>=600 mm,coated aluminium zinc alloys&weight <0.6 % carbon, >1.2 mm thickness>1.5mm	-	471	-	40
72106199	Oth than Iron/non-alloy steel,width>=600 mm,coated aluminium zinc alloys,weight<0.6%carbon,>1.2mm&notcorrugated	7 555	7 557	10 297	10 303
72107011	Painted,varnished/coated with plastics, containing weight<0.6 % carbon & thickness <=1.5 mm	-	235	-	546
72107019	No painted,varnished/coated with plastics,containing weight<0.6 % carbon & thickness <=1.5 mm	43	44	1 465	1 466
72109010	No painted,varnished/coated with plastics,containing weight<0.6 % carbon & thickness <=1.5 mm	-	200	-	1 906
72109090	No painted,varnished/coated with plastics,containing weight<0.6 % carbon & thickness >1.5 mm	45 019	693 808	101 954	1 551 719
72111311	Iron/non Alloy steel,width<600mm,not coated,width>=150mm,thick<=4mm,<0.6% carbon,relief,hoop&strip, all plates	-	197	-	2 503
72111319	Iron/non Alloy steel,width<600mm,not coated,width>=150mm,thick<=4mm,<0.6% carbon,relief & not corrugated	-	2 308	-	5 515
72111391	Iron/non Alloy steel,150mm>=width<600mm,not coated,thick<=4mm,>=0.6% carbon,relief,hoop&strip,all plates	-	1	-	1
72111399	Oth than hoop&strip,all plates Iron/non Alloy steel,width150mm>=width<600mm,not coated,thick<=4mm,>=0.6%carbon,relief	-	3 600	-	1 551
72111413	Iron/non Alloy steel, width<600mm, not coated, width>=150mm, thickness>=4.75mm, weight<0.6%carbon, hoop&strip all plates	-	344 367	-	259 355
72111419	Iron/non Alloy steel, width<600mm, not coated, width>=150mm, thickness>=4.75mm, weight<0.6%carbon, not coils for re-rolling	-	21 343	-	18 782
72111499	Iron/non Alloy steel, width<600mm, not coated, width>=150mm, thickness<=4.75mm, weight>0.6%carbon, not coils for re-rolling	-	250	-	1 243

Tabel 3 : Ekspor Indonesia menurut Komoditi ( Kode HS 8 digit )

Desember 2019

Kode H S	Uraian golongan barang	Berat bersih (Kg)		Nilai F.O.B. ( U S \$ )	
		Bulan ini	Kumulatif	Bulan ini	Kumulatif
(1)	(2)	(3)	(4)	(5)	(6)
72111913	Iron/non Alloy steel, width<600mm, not coated, width>=150mm, thickness<=4.75mm, weight<0.6%carbon, hoop&strip; all plates	-	491	-	872
72111919	Oth than coils for re-rolling,Iron/non alloy steel,width>=150mm width<600mm,thickness<=4.75mm,weight<0.6%carbon	-	161	-	1 169
72112320	Iron/non alloy steel,cold reduced,>=400mm width<600mm,not coated,thickness>=4.75mm,weight,<0.25%carbon,hoo&strip	-	1 217	-	2 060
72112390	Oth than iron/non alloy steel,cold reduced,>=400mm width<600mm, not coated,thickness<=0.17mm,weight,0.25%carbon	278	3 231	946	8 050
72119019	Oth than iron/non alloy steel,cold reduced,<=25mm width<=400mm,weight<0.6%carbon,thichness<=0.17mm	-	386	-	382
72119099	Iron/non alloy steel,cold reduced,<=25mm width<=400mm,weight>0.6%carbon,thichness>=0.17mm	-	1 073	-	909
72121019	Flat-rolled iron/non-alloy steel,coated tin,weight<0.6%carbon, hoop&strip 400mm>width<600mm	-	188 160	-	448 111
72121099	Flat-rolled iron/non-alloy steel,coated tin,weight>0.6%carbon, hoop&strip 400mm>width<600mm	-	27 363	-	46 821
72122020	Flat-rolled iron/non-alloy steel,coated electrolytically zinc,weight<0.6% carbon,thickness<1.5mm	-	6 010	-	29 886
72122090	Flat-rolled iron/non-alloy steel,coated electrolytically zinc,weight<0.6% carbon,thickness>1.5mm	-	2 311	-	3 401
72123012	Flat-rolled iron/non-alloy steel,coated zinc,weight<0.6% carbon,hoop&strip >=25width<400mm	-	557	-	1 600
72123013	Oth than flat-rolled iron/non-alloy steel,coated zinc,weight<0.6%carbon,width<=15mm	-	2 213	-	6 312
72123014	Oth than flat-rolled iron/non-alloy steel,coated the ironzinc alloy,weight<0.04 % carbon	-	814	-	9 382
72123090	Oth than flat-rolled iron/non-alloy steel,coated zinc,weight>0.04 % carbon	23 914	650 733	18 826	587 272
72124019	Flat-rolled iron/non-alloy steel,coated plastics,weight<0.6% carbon, hoop&other strip width>400mm	-	1	-	0
72124099	Flat-rolled iron/non-alloy steel,coated plastics,weight>0.6% carbon, hoop&other strip width>=400mm	-	736	-	408
72125019	Other than flat-rolled iron/non-alloy steel,coated chromiumoxides/chromium&chromium oxides,hoop&other universal plates	-	18 025	-	14 961
72125099	Oth than flat-roll iron/non-alloy steel,not coated,hoop&strip,,width>25 mm	-	1	-	5
72126011	Flat-rolled iron/non-alloy steel,clad,weight<0.6%& hoop andstrip,	30	9 888	151	3 114
72126099	Oth than flat-rolled iron/non-alloy steel,clad,weight>0.6%&hoop and strip	-	1 806	-	31 945
72131010	Bars&rods,hot-rolled,in irregularly wound coils,iron/nonalloy steel,ribs,rolling process:diameter<50mm	3 623	67 799	413	13 932
72131090	Bars&rods,hot-rolled,in irregularly wound coils,iron/nonalloy steel,ribs,rolling process:diameter>50mm	500	2 719 339	50	1 355 594
72132000	Iron or non-alloy steel; bars and rods, hot-rolled, in irregularly wound coils, of free-cutting steel	-	196 063	-	168 145

Tabel 3 : Ekspor Indonesia menurut Komoditi ( Kode HS 8 digit )

Desember 2019

Kode H S	Uraian golongan barang	Berat bersih (Kg)		Nilai F.O.B. ( U S \$ )	
		Bulan ini	Kumulatif	Bulan ini	Kumulatif
(1)	(2)	(3)	(4)	(5)	(6)
72139110	Bars&rods,hot-rolled,in irregularly wound coils,iron/nonalloy steel,ribs,measuring diameter<14mm,soldering sticks	3 741 971	16 374 449	1 981 727	9 888 509
72139120	Bars&rods,hot-rolled,in irregularly wound coils,iron/nonalloy steel,ribs,measuring diameter<14mm,rebars	430 490	11 897 955	207 035	6 456 916
72139190	Oth than bars&rods,hot-rolled,in irregularly wound coils,iron/non alloy steel,ribs,measuring diameter<14mm,rebars	102 850	10 490 225	52 968	5 842 940
72139910	Bars&rods,hot-rolled,in irregularly wound coils,iron/nonalloy steel,ribs,measuring diameter>14mm,soldering sticks	-	37	-	483
72139920	Bars&rods,hot-rolled,in irregularly wound coils,iron/nonalloy steel,ribs,measuring diameter>14mm,rebars	408 262	1 365 682	224 709	795 717
72139990	Oth than bars&rods,hot-rolled,in irregularly wound coils,iron/non alloy steel,ribs,measuring diameter>14mm,rebars	-	67	-	1 061
72141019	Bars&rods iron/non-alloy steel, hot-rolled,twisted after rolling, forged&weight<0.6%,not circular cross-section	61 547	1 508 300	393 910	9 648 645
72141029	Bars&rods iron/non-alloy steel, hot-rolled,twisted after rolling, forged&weight>0.6%,not circular cross-section	-	3 421	-	4 032
72142031	Containing indentations,ribs,grooves,twisted after rolling,weight<0.6%carbon,cross-section, used concrete reinforcement	-	106 850	-	61 439
72142039	Containing indentations,ribs,grooves,twisted after rolling,weight<0.6%carbon,cross-section, not used rebars	11 202 513	90 601 578	5 048 907	45 565 910
72142041	Containing indentations,ribs,grooves,twisted after rolling,weight<0.6%carbon,not cross-section, used rebars	-	3	-	5
72142059	Containing indentations,ribs,grooves,twisted after rolling,weight>0.6%carbon,cross-section, not used rebars	-	3 600	-	1 200
72142061	Containing indentations,ribs,grooves,twisted after rolling,weight>0.6%carbon,not cross-section,used rebars	42 020	566 568	3 003	36 314
72142069	Containing indentations,ribs,grooves,twisted after rolling,weight>0.6%carbon,not cross-section,not used rebars	49 996	699 829	26 090	427 758
72143090	Containing indentations,ribs,grooves,twisted after rolling,weight>0.6%carbon,free cutting steel,not cross-section	456	36 706	362	14 933
72149111	Containing indentations,ribs,grooves,twisted after rolling,>=0.38weight,0.6%carbon,free cutting steel,& manganese=1.15%	-	38 874	-	17 342
72149119	Containing indentations,ribs,grooves,twisted after rolling,0.17%<=weight>0.46%carbon&,1,2%<=weight>1.65% manganese	5	25 120	59	12 928
72149121	Containing indentations,ribs,grooves,twisted after rolling,weight>06%carbon&,weight<1.15% manganese	240	240	70	70
72149129	Containing indentations,ribs,grooves,twisted after rolling,weight>06%carbon&,weight>1.15% manganese	-	1 125	-	1 729
72149919	Oth than rectangular (other than square) cross-section;weight>=0.6%carbon&weight >1.15% manganese	6 948	86 209	1 321	25 025
72149991	Rectangular (other than square) cross-section;0.38%<weight=<0.6%carbon,<0.05% fosfor&<=0.05% sulfur	73 194	1 682 722	59 775	1 359 687

Tabel 3 : Ekspor Indonesia menurut Komoditi ( Kode HS 8 digit )

Desember 2019

Kode H S	Uraian golongan barang	Berat bersih (Kg)		Nilai F.O.B. ( U S \$ )	
		Bulan ini	Kumulatif	Bulan ini	Kumulatif
(1)	(2)	(3)	(4)	(5)	(6)
72149992	Rectangular (other than square) cross-section;weight>=0.38%carbon<1.15% manganese	-	27 943	-	21 757
72149993	Rectangular (other than square)cross-section;>=0.15%weight <0.46% carbon & 1,2%>=weight<1.65% manganese	-	1 040 563	-	740 350
72149999	Rectangular (other than square)cross-section;<=0.15%weight >0.46% carbon & weight>=1.65% manganese	349 881	3 121 297	194 019	1 820 279
72151010	Oth bar&rod iron/non-alloy steel,free-cut steel,not furtherwork than cold finished,circular cross-section	-	2 500	-	500
72151090	Oth bar&rod iron/non-alloy steel,free-cut steel,not furtherwork than cold finished,not circular cross-section	882	33 392	630	20 660
72155099	Oth bar&rod iron/non-alloy steel,free-cut steel,not furtherwork than cold finished,weight<0.6%carbon,unused rebar	-	270	-	347
72159090	Oth bar&rod iron/non-alloy steel,free-cut steel,further work than cold finished,not kind used rebars	1 095	7 320	146	1 042
72161000	Angles,shapes&sect iron/non-alloy steel,U,I,H sect,not further worked than hot-rolled/extruded,height<80 mm	-	1 486	-	4 213
72162190	Angles,shapes&sect iron/non-alloy steel,L sect,not furtherwork than hot-rolled/extrude,height<80 mm,weight>0.6%carbon	150	26 792	53	42 151
72162200	Angles,shapes&sect iron/non-alloy steel,T sect,not furtherwork than hot-rolled/extrude,height<80 mm,weight<0.6%carbon	150	608 728	8 875	6 869 856
72163190	Angles,shapes&sect iron/non-alloy steel,U sect,not further work than hot-roll/extrude,height<80 mm,weight<=0.6%carbon	-	200 635	-	258 853
72163290	Angles,shapes&sect iron/non-alloy steel,I sect,not furtherwork than hot-roll/extrude,thickness>=5mm	160 423	794 959	114 510	530 596
72163311	Angles,shapes&sect iron/non-alloy steel,H sect,not furtherwork than hot-roll/extrude,carbon<0.6%,thickness flange<=web	-	6 006	-	1 979
72163319	Angles,shapes&sect iron/non-alloy steel,H sect,not furtherwork than hot-roll/extrude,carbon<0.6%,thickness flange>=web	25 046	488 482	2 959	291 057
72163390	Angles,shapes&sect iron/non-alloy steel,H sect,not furtherwork than hot-roll/extrude,carbon>0.6%,thickness flange>=web	15 708	46 581	12 321	43 043
72165019	Angle,shape&sect iron/non-alloy steel,not further work thanhot-roll/extrude,height<80mm&weight<=0.6%carbon	1 284	10 024	821	20 604
72165099	Angle,shape&sect iron/non-alloy steel,not further work thanhot-roll/extrude,height>80mm&weight<=0.6%carbon	4 490	82 132	8 259	45 366
72166100	Angle,shape&sect iron/non-alloy steel,not further work thancold-formed/finished,obtained from flat-rolled products	-	160	-	1
72166900	Angle,shape&sect iron/non-alloy steel,not further work thancold-formed/finished,obtained from not flat-rolled products	-	16 001	-	38 036
72169110	Angle,oth than slotted angles,further work than cold finish,from flat-rolled product,weight>=0.6%carbon	-	7	-	1 094
72169190	Angle,oth than slotted angles,further work than cold finish,from flat-rolled product,weight<=0.6%carbon	4 511	48 020	20 064	156 014
72169900	Angle,oth than slotted angles,further work than hot finish,from flat-rolled product	265	1 876 179	3 249	725 685
72171010	Wire iron/non-alloy steel,not plated, whether/not polished,weight>=0.25%carbon	59 275	456 610	61 864	597 419

Tabel 3 : Ekspor Indonesia menurut Komoditi ( Kode HS 8 digit )

Desember 2019

Kode H S	Uraian golongan barang	Berat bersih (Kg)		Nilai F.O.B. ( U S \$ )	
		Bulan ini	Kumulatif	Bulan ini	Kumulatif
		(1)	(2)	(3)	(4)
72171022	Wire iron/non-alloy steel,Bead,reed,wire kind used makingstrands for prestressing concrete; free-cutting steel wire	265	24 219	1 229	73 995
72171029	Oth than wire iron/non-alloy steel,Bead,reed,wire kind usedmaking strands prestressing concrete,free-cutting steel wire	165	8 265	714	29 759
72171032	Wire iron/non-alloy steel,spokes,bead,reed wire;freecutting steel wire	-	1	-	1
72171033	Wire iron/non-alloy steel,wire of a kind used for makingstrands for prestressing concrete	-	406	-	246
72171039	Oth than wire iron/non-alloy steel,wire of a kind used formaking strands for prestressing concrete	133 856	1 439 470	245 538	2 702 794
72172010	Wire iron/non-alloy steel,plated/coated with zinc, weight<0.25% carbon	-	22 306	-	60 334
72172091	Wire iron/non-alloy steel,steel core wire kind use forsteel reinforced aluminium conductors weight >=0.45% carbon	-	502	-	6 911
72172099	Wire iron/non-alloy steel,steel core wire kind use forsteel unreinforced aluminium conductor weight<=0.45%carbon	567 814	10 980 876	486 369	10 086 223
72173019	Wire iron/non-alloy steel,plated with oth base metal,weight<0.25%carbon,not plated tin	595 480	7 667 477	713 579	8 913 966
72173029	Wire iron/non-alloy steel,0.25%>=weight<0.6% carbon,not plated tin	-	91	-	548
72173033	Wire iron/non-alloy steel,weight>=0.6%carbon,brass coatedsteel wire kind used manufacture of pneumatic rubber tyres	-	195 935	-	146 170
72173034	Wire iron/non-alloy steel,weight>=0.6%carbon,copper coatedsteel wire kind used manufacture of pneumatic rubber tyres	45 780	250 526	4 200	37 595
72179090	Oth than wire iron/non-alloy steel,weight>0.25%carbon	-	1 644	-	2 004
72181000	Stainless steel in ingots/other primary form,semi-finishproduct stainless steel	-	6 613	-	12 290
72189100	Steel, stainless; semi-finished products, of rectangular (other than square) cross-section	17 020 849	243 809 030	27 706 863	375 895 007
72189900	Steel, stainless; semi-finished products, other than of rectangular cross-section	143	22 787 261	15 001	35 430 004
72191100	Flat-rolled product stainless steel,width>=600mm,unfurtherwork than hot-rolled in coils,thickness>10mm	661 940	4 853 453	1 200 817	8 392 103
72191200	Flat-rolled product stainless steel,width>=600mm,unfurtherwork than hot-rolled in coils,4.75mm>=thickness<10mm	25 346 255	334 302 318	43 377 797	549 372 456
72191300	Flat-rolled product stainless steel,width>=600mm,unfurtherwork than hot-rolled in coils,3mm>=thickness<4.75mm	55 499 015	924 863 241	95 442 676	1 505 147 285
72191400	Flat-rolled product stainless steel,width>=600mm,unfurtherwork than hot-rolled in coils,thickness<3mm	13 858 650	344 646 951	23 075 693	520 054 311
72192100	Flat-rolled product stainless steel,width>=600mm,unfurtherwork than hot-rolled not in coils,thickness>10mm	-	209 708	-	449 224
72192200	Flat-rolled product stainless steel,width>=600mm,unfurtherwork than hot-rolled not in coils,4.75mm>=thickness<=10mm	4 735	17 868	13 682	46 552
72192300	Flat-rolled product stainless steel,width>=600mm,unfurtherwork than hot-rolled not in coils,3mm>=thickness<4.75mm	2 879	4 034	5 956	8 280
72192400	Flat-rolled product stainless steel,width>=600mm,unfurtherwork than hot-rolled not in coils,thickness<3mm	1	1	0	0

Tabel 3 : Ekspor Indonesia menurut Komoditi ( Kode HS 8 digit )

Desember 2019

Kode H S	Uraian golongan barang	Berat bersih (Kg)		Nilai F.O.B. ( U S \$ )	
		Bulan ini	Kumulatif	Bulan ini	Kumulatif
		(3)	(4)	(5)	(6)
72193100	Flat-rolled product stainless steel,width>=600mm,unfurtherwork than cold-rolled,thickness>=4.75mm	-	46 393	-	74 147
72193200	Flat-rolled product stainless steel,width>=600mm,unfurtherwork than cold-rolled,3mm>=thickness<4.75mm	4 385 170	27 879 783	7 977 306	50 805 121
72193300	Flat-rolled product stainless steel,width>=600mm,unfurtherwork than cold-rolled,1mm>=thickness<3mm	22 577 762	221 512 883	41 491 853	410 076 890
72193400	Flat-rolled product stainless steel,width>=600mm,unfurtherwork than cold-rolled,0.5mm>=thickness=<1mm	11 596 479	106 869 175	22 225 803	198 844 144
72193500	Flat-rolled product stainless steel,width>=600mm,unfurtherwork than cold-rolled,thickness<0.5mm	477 792	8 906 797	1 005 045	15 294 476
72199000	Steel, stainless; flat-rolled, width 600mm or more, n.e.c. in heading no. 7219	759	330 689	19 168	827 747
72201110	Flat roll product stainless,width<600 mm,unfurther workthan hot roll,thickness>=4.75 mm,hoop&strip,width<=400mm	-	10	-	36
72201190	Flat roll product stainless,width<600 mm,unfurther workthan hot roll,thickness>=4.75 mm,hoop&strip,width>400mm	-	1	-	5
72201290	Flat roll product stainless,width<600 mm,unfurther workthan hot roll,thickness<4.75 mm,hoop&strip,width>400mm	304 245	1 690 729	523 573	2 788 802
72202010	Flat roll product stainless,width<600 mm,unfurther workthan cold roll,thickness<4.75 mm,hoop&strip,width<=400mm	21 306	174 325	87 810	724 321
72202090	Flat roll product stainless,width<600 mm,unfurther workthan cold roll,thickness<4.75 mm,hoop&strip,width>400mm	-	80 852	-	109 909
72209010	Oth than flat roll product stainless,width<600 mm,unfurtherthan hot/cold roll,thick<4.75 mm,hoop&strip,width<=400mm	-	22 247	-	45 851
72209090	Oth than flat roll product stainless,width<600 mm,unfurtherthan hot/cold roll,thick<4.75 mm,hoop&strip,width>400mm	2 037 932	20 268 382	3 182 333	34 879 837
72210000	Bar&rod,hot-roll,irregularly wound coil,stainless steel	0	3 940	26	54 536
72221100	Bar&rod,stainless steel,angle,shape&sect unfurther work hotroll,circular cross section	1	16	58	916
72221900	Steel, stainless; bars and rods, hot-rolled, hot-drawn or extruded, other than of circular cross-section	21 109	129 068	103 436	747 216
72222010	Bar&rod,stainless steel,angle,shape&sect unfurther workcolf roll,circular cross section	-	521	-	21 568
72222090	Oth than bar&rod,stainless steel,angle,shape&sect unfurtherunfurther work cold roll,circular cross section	4	29 559	361	146 547
72223010	Bar&rod,unfurther work than hot/cold,circular cross-section	100	1 030	662	5 567
72223090	Oth tha bar&rod,unfurther work than hot/cold,circular crosssection	1 555	20 501	9 723	76 752
72224090	Bar&rod,stainless steel,angle,shape&sect unfurther workcold roll,circular cross section	1 847	194 640	6 055	763 714
72230010	Wire of stainless steel,cross-section>=3mm	8	464	2 054	11 068
72230090	Wire of stainless steel,cross-section<=3mm	531 343	6 817 565	1 386 782	18 681 237
72249000	Steel, alloy; semi-finished products	1 560	6 733	21 800	43 216
72251100	Flat-rolled product oth alloy steel,width>=600mm,siliconelectrical steel,grain-oriented	-	366 421	-	774 461
72251900	Steel, alloy; flat-rolled, width 600mm or more, of silicon-electrical steel, (other than grain-oriented)	1 581	156 093	2 802	241 263

Tabel 3 : Ekspor Indonesia menurut Komoditi ( Kode HS 8 digit )

Desember 2019

Kode H S	Uraian golongan barang	Berat bersih (Kg)		Nilai F.O.B. ( U S \$ )	
		Bulan ini	Kumulatif	Bulan ini	Kumulatif
(1)	(2)	(3)	(4)	(5)	(6)
72253090	Oth than Flat-roll product alloy steel,width>=600mm,othunfurther work than hot roll, in coils,high speed steel	-	4 131 405	-	2 178 241
72254090	Oth than flat-roll product alloy steel,width>=600mm,othunfurther work than hot roll,not in coils,high speed steel	-	174 956	-	202 776
72255090	Oth than flat-roll product alloy steel,width>=600mm,othunfurther work than cold roll,high speed steel	1 313	34 769	2 539	63 386
72259290	Oth than flat-roll product steel,width>=600mm,unfurtherwork cold roll,othwise coated zinc,high speed steel	29 135	719 718	31 214	731 988
72259990	Oth than flat-roll product steel,width>=600mm,unfurtherwork cold roll,high speed steel	-	255	-	256
72261110	Flat-rolled products of silicon-elect steel,grain-oriented,hoop&strip,width<=400mm	4 410	87 503	10 539	187 557
72261190	Flat-rolled products of silicon-elect steel,grain-oriented,hoop&strip,400mm<width<=600mm	16 503	140 704	36 822	271 088
72261910	Flat-rolled products of silicon-elect steel,oth than grainoriented,hoop&strip,width<=400mm	113	2 061	72	1 581
72261990	Flat-rolled products of silicon-elect steel,oth than grain,hoop&strip,400mm<width<=600mm	148 960	1 982 050	102 667	2 186 633
72262010	Flat-rolled products of high speed steel,hoop&strip,width<=400mm	-	54 915	-	37 923
72269110	Flat-rolled products not high speed&silicon-elect steel,notfurther work than hot-rolled,hoop&strip,width<=400mm	-	34	-	331
72269190	Flat-rolled products not high speed&silicon-elect steel,notfurther work than hot-rolled,hoop&strip,400mm<width<600mm	-	2 012	-	15 285
72269210	Flat-rolled products not high speed&silicon-elect steel,notfurther work than cold-rolled,hoop&strip,width<=400mm	114	469	398	1 091
72269290	Flat-rolled products not high speed&silicon-elect steel,notfurther work than cold-rolled,hoop&strip,400mm<width<600mm	4 000	58 153	21 778	299 611
72269911	Flat-rolled products not high speed&silicon-elect steel,further work than,hoop&strip,width<=400mm,coated zinc	-	1 022	-	6 973
72269991	Flat-rolled products not high speed&silicon-elect steel,further work than,hoop&strip,width>400mm,coated zinc	-	10	-	100
72269999	Flat-rolled products not high speed&silicon-elect steel,further work than,hoop&strip,width>400mm,not coated zinc	-	24 519	-	97 666
72279000	Steel, alloy; bars and rods, hot-rolled, in irregularly wound coils, n.e.c. in heading no. 7227	18	3 779	115	7 170
72281090	Oth bar&rod oth alloy steel; angle,shape&sec,hollow drill,,alloy/non-alloy steel,high speed steel,circular cross-sect	1 301	49 093	9 451	113 394
72282019	Oth bar&rod oth alloy steel; angle,shape&sect,siliconmangan steel,circular cross-sect,unfurther work hot rolled	-	181	-	751
72282099	Oth than bar&rod oth alloy steel; angle,shape&sect,siliconmangan steel,circular cross-sect,unfurther work hot rolled	-	3	-	7
72283010	Bar&rod oth alloy steel;angle,shape&sect unfurther work hotroll,circular cross sect	-	300 235	-	252 095
72283090	Oth than bar&rod oth alloy steel;angle,shape&sect unfurtherwork hot roll,circular cross sect	350 213	1 777 199	296 889	1 473 916
72285010	Bar&rod oth alloy steel;angle,shape&sect unfurther workcold-formed/finished,circular cross sect	-	184 276	-	163 623

Tabel 3 : Ekspor Indonesia menurut Komoditi ( Kode HS 8 digit )

Desember 2019

Kode H S	Uraian golongan barang	Berat bersih (Kg)		Nilai F.O.B. ( U S \$ )	
		Bulan ini	Kumulatif	Bulan ini	Kumulatif
		(1)	(2)	(3)	(4)
72285090	Oth than bar&rod oth alloy steel;angle,shape&sect unfurtherwork cold-formed/finished,circular cross sect	-	5	-	19
72286010	Oth bar&rod,circular cross sect	-	879	-	5 819
72286090	Oth than bar&rod,circular cross sect	238	28 933	4 167	27 596
72287090	Oth bar&rod oth alloy steel;angle,shape&sect unfurther workhot roll	-	40 436	-	4 250
72288011	Bar&rod oth alloy steel; angle,shape&sec,hollow drill,sectunfurther work hot roll,weight>=0.6%,,circular cross-sect	-	2	-	4
72288019	Oth bar&rod oth alloy steel; angle,shape&sec,hollow drill,sect unfurther hot roll,weight>=0.6%,,circular cross-sect	870	1 219	1 039	1 755
72288090	Oth bar&rod oth alloy steel; angle,shape&sec,hollow drill,sect unfurther hot roll,weight<=0.6%,,circular cross-sect	-	1 942	-	6 461
72292000	Wire of oth silico-manganese steel	211	21 402	183 069	204 113
72299020	Wire of oth than silico-manganese steel,cross-sect<=5.5mm	272 105	343 773	827 343	1 082 644
72299091	Wire of containing by weight>=0.5% chromium	86 031	4 295 776	219 299	13 097 032
72299099	Other wire of alloy steel	15 742	410 642	47 356	1 188 942
73011000	Sheet piling of iron/steel,whether/not drill,punched/madefrom assembled elements	19 210	1 931 978	33 167	3 871 353
73012000	Welded angles, shapes and sections of iron or steel	52 693	1 347 999	80 345	1 767 957
73021000	Rails for railway/tramway track construction material of iron/steel	9 104	24 407	2 683	20 826
73023000	Switch blade, cross frog, point rod&oth cross piece for railway/tramway track construction material of iron/steel	-	16	-	1 505
73024000	Fish-plates and sole plates for railway/tramwaytrack construction material of iron/steel	-	14 357	-	15 443
73029010	Sleeper (cross-ties) for railway/tramway track constructionmaterial of iron/steel	-	69 000	-	8 139
73029090	Chairs, chair wedges, rail chips, bedplates, ties forrailway/tramway track construction material of iron/steel	18 860	268 243	47 525	525 462
73030011	Hubless tubes and pipes, of cast iron	503 441	655 229	607 460	1 393 495
73030019	Tubes and pipes with hub, of cast iron	355	587 789	260	1 887 651
73030091	Hollow profiles, of cast iron with external diameter not exceeding 100 mm	-	2 538	-	10 243
73030099	Hollow profiles, of cast iron with external diameter exceeding 100 mm	113 073	1 571 699	272 411	681 759
73041100	Line pipe used for oil/gas pipelines of stainless steel	20 203	53 566	39 196	158 028
73041900	Line pipe used for oil/gas pipelines oth of stainless steel	354 181	10 353 882	1 342 446	72 870 666
73042290	Drill pipe of stainless steel used in drilling for oil/gas with yield strength>=80,000 psi & not threaded pipe-end	110	63 753	100	131 133
73042390	Oth drill pipe of stainless steel used in drilling for oil/with yield strength>=80,000 psi & not threaded pipe-end	1 273 250	40 441 754	6 487 846	66 466 348
73042410	Casing and tubing with yield strength less than 80,000 psi and not threaded end, of stainless steel	-	1	-	37
73042490	Casing and tubing with yield strength less than 80,000 psi and threaded end, of stainless steel	1 033 210	17 199 780	3 826 023	84 968 891
73042910	Casing and tubing with yield strength less than 80,000 psi and not threaded end, not of stainless steel	68 863	2 363 939	248 693	2 672 482
73042990	Casing and tubing with yield strength less than 80,000 psi and threaded end, not of stainless steel	3 308 560	42 489 368	5 439 801	74 384 368
73043110	Drillrod casing and tubing with pin and box threads, cold-drawn/rolled (cold reduced)	-	48 022	-	27 709
73043140	Circular cross-section, iron/non-alloy steel,diameter<140mm& carbon weight < 0.45%, cold-drawn/rolled (cold reduced)	-	6 296	-	13 364



Tabel 3 : Ekspor Indonesia menurut Komoditi ( Kode HS 8 digit )

Desember 2019

Kode H S	Uraian golongan barang	Berat bersih (Kg)		Nilai F.O.B. ( U S \$ )	
		Bulan ini	Kumulatif	Bulan ini	Kumulatif
		(1)	(2)	(3)	(4)
73043190	Circular cross-section,iron/non-alloy steel,diameter>=140mm & carbon weight >=0.45%, cold-drawn/rolled (cold reduced)	222	184 648	2 923	357 577
73043920	High-pressure pipe capable of withstanding a pressure of not<42,000 psi,not cold-drawn/cold-rolled (cold-reduced)	10	47	1	1 442
73043940	Circular cross-section,iron/non-alloy steel,diameter<140mm&carbon <0.45%,not cold-drawn/cold-rolled(cold-reduced)	-	2 612	-	35 500
73043990	Circular cross-section,iron/non-alloy steel,diameter>=140mm&carbon >=0.45%, not cold-drawn/cold-rolled (cold-reduced)	-	75 368	-	46 623
73044100	Cold-drawn or cold-rolled (cold-reduced), other of circularcross-section, of stainless steel	254	11 386	10 568	73 847
73044900	Steel, stainless; (excluding cold-drawn or cold-rolled), tubes pipes and hollow profiles of circular cross-section	27	183	43	3 713
73045110	Drillrod casing and tubing with pin and box threads, cold-drawn or cold-rolled (cold-reduced)	3 000	3 039	7 345	19 926
73045990	Other high-pressure pipe capable of w/ standing a pressure of< 42,000 psi, not cold-drawn/cold-rolled (cold-reduced)	304 062	584 194	1 600 054	2 216 275
73049010	Other high-pressure pipe capable of with standing a pressure of not less than 42,000 psi	-	671 113	-	287 620
73049090	Oth tubes/pipes/hollow profiles,seamless steel, diameter >= 140 mm & carbon weight >= 0.45%	99 473	1 476 885	431 037	2 980 629
73051100	Line pipe of a kind used for oil or gas pipelines:longitudinally submerged arc welded	10 692	31 536 728	11 972	26 843 530
73051210	Line pipe of a kind used for oil or gas pipelines:longitudinally welded,elect resist welded	-	338 137	-	252 219
73051290	Line pipe of a kind used for oil or gas pipelines:longitudinally welded,not elect resist welded	1 090	162 239	2 100	2 863 076
73051910	Line pipe of a kind used for oil or gas pipelines:spiral or helical submerged arc welded	-	1 058 549	-	1 167 770
73051990	Line pipe of a kind used for oil or gas pipelines:oth spiral or helical submerged arc welded	143	485 749	49	463 869
73052000	Casing of a kind used in drilling for oil or gas	1 239 647	14 103 814	303 818	4 223 213
73053110	Stainless steel pipes and tubes of a kind used in drilling for oil or gas longitudinally welded	36 985	192 507	138 089	728 622
73053190	Oth Stainless steel pipes & tubes high-pressure pipe capable of withstanding a pressure of not less than 42,000 psi	-	138 089	-	830 418
73059000	Iron or steel (excluding cast iron); tubes and pipes n.e.c. in heading no. 7305, having circular cross-sections, external diameter exceeds 406.4mm, (not seamless)	-	8 026	-	50 642
73061120	Line pipe of a kind used for oil/gas pipelines; welded,of stainless steel:spiral or helical submerged arc welded	-	4	-	900
73061190	Oth line pipe of a kind used for oil/gas pipelines; welded,of stainless steel	6 413	16 976	163 163	218 708
73061910	Oth line pipe of a kind used for oil/gas pipelines; welded,of stainless steel:Longitudinally electr resist welded (ERW)	-	149 477	-	124 863
73061990	Oth line pipe of a kind used for oil/gas pipelines; welded,of stainless steel,nor ERW &spiral/helical submerged welded	14 052	257 922	11 027	244 593
73062100	Casing and tubing of a kind used in drilling for oil/gas welded, of stainless steel	-	568	-	1 847
73062900	Iron or steel (excluding cast iron); casing and tubing of a kind used in drilling for oil and gas (other than stainless steel or seamless), n.e.c. in chapter 73	36	370	100	6 951

Tabel 3 : Ekspor Indonesia menurut Komoditi ( Kode HS 8 digit )

Desember 2019

Kode H S	Uraian golongan barang	Berat bersih (Kg)		Nilai F.O.B. ( U S \$ )	
		Bulan ini	Kumulatif	Bulan ini	Kumulatif
(1)	(2)	(3)	(4)	(5)	(6)
73063019	Oth boiler tubes : with an extrn diameter < 12.5 mm+B1306	-	29 261	-	45 800
73063021	Copper-plated,fluororesin-coated/zinc-chromated steel tubewith an extrn diamtr<=15 mm:with an extrn diamtr < 12.5 mm	-	13	-	304
73063029	Oth copper-plated,fluororesin-coated/zinc-chromated steel tube with an extrn diamtr<=15 mm:with an extrn diamtr < 12.5 mm	1 210 555	26 028 939	1 028 267	21 500 106
73063049	Oth pipe used to make sheath pipe(heater pipe) for heating elemnt of elect flat iron/rice cooker, w/extrn diamtr<12.5 mm	-	39	-	540
73063091	Pipe to heater pipe for elemnt elect flat,extrn dia<=12mm,w/intern dia>=12.5mm,extrn dia<140mm&contain weight<0.45%	90 953	855 218	127 914	1 616 842
73063099	Oth pipe to heater pipe,elemnt elect flat,w/extrn dia<=12mm,w/intrnl dia>=12.5 mm,extrnl dia<140mm &contain weight<0.45%	91 122	1 031 583	104 630	1 140 769
73064019	Welded of circular cross-sect,stainless steel,boiler tubestubes with an extrn diameter > 12.5 mm	-	55 783	-	126 082
73064020	Stainless steel pipes and tubes, with an external diameter exceeding 105 mm	7 370	11 931	18 890	30 705
73064090	Oth Boiler tubes,stainless steel pipe&tube,w/extrnl diamtr>105mm,contain weight 30% nickel,w/extrnl dia>=10mm	121 856	565 441	378 069	2 629 367
73065099	Pipe oth than boiler tubes with an externaldiameter >12.5mm	57 650	868 274	180 852	1 995 717
73066110	Hollow profiles of iron/steel,welded with an externaldiagonal <12.5 mm	-	37 950	-	20 000
73066190	Hollow profiles of iron/steel,welded with an externaldiagonal >=12.5 mm	65 103	587 127	160 289	1 230 355
73069091	Other high-pressure pipe capable of w/ standing a pressure of not <42,000 psi, with an internal diameter < 12.5 mm	72	72	120	120
73069092	Other than high presure pipes	-	2 169	-	31 257
73069099	Other high pressure pipes	4 613	258 644	29 432	1 058 649
73071110	Hubless tube or pipe fittings	1	1 562	1	35 626
73071190	Other hubless tube or pipe fittings	106 487	900 460	332 530	2 862 162
73071900	Iron or steel; cast fittings, other than of non-malleable cast iron	621 262	7 476 949	1 559 426	19 087 265
73072110	Flanges, having an internal diameter of less than 15 cm	-	1 310	-	12 881
73072190	Other flanges, having an internal diameter of < 15 cm	72 911	1 020 958	412 635	4 582 001
73072210	Threaded elbows, bends and sleeves, having an internal diameter of less than 15 cm	6 405	88 905	65 831	904 438
73072290	Other threaded elbows, bends and sleeves, having an internal diameter of less than 15 cm	19 994	87 845	380 904	965 185
73072310	Butt welding fittings, having an internal diameter of less than 15 cm	32	15 086	24	65 542
73072390	Other butt welding fittings, having an internal diameter of less than 15 cm	382 408	2 051 400	2 678 466	16 589 789
73072910	Oth Flanges Having an internal diameter of less than 15 cm	6 209	133 526	22 163	473 063
73072990	Oth stainless steel oth than flanges,butt welding,threaded elbow,bend & sleeve of iron/steel>=15cm	79 146	1 203 597	353 996	3 996 617
73079110	Oth tube or pipe fittings flanges,internal diameter<15cm	10 432	101 475	56 084	619 458
73079190	Oth tube or pipe fittings flanges,internal diameter>=15cm	7 984	992 726	65 112	5 685 225
73079210	Oth tube/pipe fittings threaded elbows,bends&sleeves,internal diameter<15cm	72	4 425	4 500	107 603
73079290	Oth tube/pipe fittings threaded elbows,bends&sleeves,internal diameter>=15cm	365 091	2 685 189	185 524	2 171 970

Tabel 3 : Ekspor Indonesia menurut Komoditi ( Kode HS 8 digit )

Desember 2019

Kode H S	Uraian golongan barang	Berat bersih (Kg)		Nilai F.O.B. ( U S \$ )	
		Bulan ini	Kumulatif	Bulan ini	Kumulatif
(1)	(2)	(3)	(4)	(5)	(6)
73079310	Oth tube/pipe fittings,butt weldingfittings,internal diameter<15cm	-	18 369	-	96 576
73079390	Oth tube/pipe fittings,butt weldingfittings,internal diameter>=15cm	40 780	415 986	646 435	2 386 857
73079910	Oth tube/pipe fittings,not butt welding fittings/flanges/elbows,bends & sleeve,internal diameter<15cm	6 454	58 053	156 677	1 091 685
73079990	Oth tube/pipe fittings,not butt welding fittings/flanges/elbows,bends,sleeve internal diameter>=15cm	333 901	5 700 005	4 834 619	42 802 920
73081010	Bridges and bridge sect.prefabricated modular type joined by shear connectors of iron or steel	374 769	375 161	676 652	684 568
73081090	Other bridges and bridge sections of iron or steel	209 278	2 314 241	168 248	3 050 065
73082019	Other towers of iron or steel	4 024 082	77 226 687	6 289 272	115 192 261
73082021	Lattice masts, prefabricated modular type joined by shear connectors of iron or steel	-	3 842	-	35 796
73082029	Other lattice masts of iron or steel	8 800	460 694	31 200	510 676
73083010	Doors, of a thickness of 6 mm or more not exceeding 8 mm of iron or steel	3	29 158	10	164 258
73083090	Oth Doors, of a thickness of 6 mm or more, of iron or steel	14 088	148 516	42 221	409 581
73084010	Equipment for scaffolding, prefabricated modular type joined by shear connectors	-	160	-	131
73084090	Other equipment for scaffolding, shuttering, propping or pit propping	2 710 692	8 204 009	13 571 841	50 335 790
73089020	Other prefabricated modular type joinedby shear connectors	6 838	322 080	2 240	670 461
73089040	Oth corrugated and curved galvanised plates or sheets prepared for use in conduits, culverts or tunnels	-	64 284	-	120 915
73089050	Rail for ships of iron or steel	-	9 400	-	2 889
73089060	Perforated cable trays of iron or steel	-	111 977	-	261 361
73089092	Guardrails of iron or steel	-	8 606	-	18 066
73089099	Other guardrails of iron or steel	1 803 231	24 030 056	2 934 317	34 498 459
73090011	Lined or heat-insulated	-	701	-	2 737
73090019	Other lined or heat-insulated	806 498	14 088 514	146 248	1 293 285
73090091	Other lined or heat-insulated	-	3 641	-	24 950
73090099	Other not lined or heat-insulated	28 001	1 785 942	97 456	4 060 965
73101010	Tank,cask,drum,can,boxe&similar for any material capacity>50L<=300L,of tinplate	-	1 095 813	-	828 265
73101091	Tank, cask, drum, can, boxe&similar, capacity>50L<=300L, not tinplate, steel casting, forging/stamping in rough state	-	5 254	-	1 207
73101099	Other tank, cask, drum, can, boxe&similar, capacity>50L<=300L, not tinplate, steel casting, forging/stamping in rough state	63 707	2 068 542	121 369	4 375 508
73102110	Cans which are to be closed by soldering or crimping,of capacity <1L	-	138 504	-	521 989
73102191	Cans which are to be closed by soldering or crimping,of capacity <1L of tinplate	70 918	581 496	153 665	1 320 483
73102199	Other cans which are to be closed by soldering or crimping >1L & <50L	15 551	635 599	32 236	2 010 752
73102910	Other casting, forging or stamping, in the rough state, capacity <1L<50L,of tinplate	37 318	728 294	125 328	2 515 471
73102991	Other casting, forging or stamping, in the rough state, capacity <1L<50L,of tinplate	-	2	-	2
73102999	Other not casting, forging or stamping, in the rough statecapacity >1L<50L,of tinplate	79 516	1 641 946	264 792	3 473 581
73110023	Containers for compressed/liquefied gas,of iron/steel seamless steel cylinders,capacity>30L for LPG	-	563	-	5 700
73110024	Containers for compressed/liquefied gas,of iron/steel seamless steel cylinders,capacity>30L &<110L for LPG	-	146 230	-	126 350
73110026	Oth containers for compressed/liquefied gas seamless steel cylinders, capacity<30L	-	1	-	11

Tabel 3 : Ekspor Indonesia menurut Komoditi ( Kode HS 8 digit )

Desember 2019

Kode H S	Uraian golongan barang	Berat bersih (Kg)		Nilai F.O.B. ( U S \$ )	
		Bulan ini	Kumulatif	Bulan ini	Kumulatif
(1)	(2)	(3)	(4)	(5)	(6)
73110027	Oth containers for compressed/liquefied gas,seamless steel cylinders,capacity>30L<&lt;110L	-	53 826	-	61 319
73110029	Oth containers for compressed/liquefied gas seamless steel cylinders, capacity>30L	600	1 307 082	74	6 551 511
73110091	Other Containers for compressed or liquefied gas, of iron or steel with capacity < 7,3L	-	89	-	700
73110094	Other Containers for compressed or liquefied gas, of iron or steel with capacity > 30L & < 110L	-	20 425	-	49 278
73110099	Other Containers for compressed or liquefied gas, of iron or steel with capacity > 110L	4 539	1 243 419	16 340	2 386 030
73121010	Standed wire,ropes & cables for locked coil,flattened strands&non rotating wire rope	60	169 203	479	15 078
73121020	Stranded wire,rope&cables by plated or coated with brass & of a diameter <=3mm	4 363 251	61 569 587	6 703 817	103 061 875
73121091	Other stranded steel wires for prestressing concrete	188 102	5 854 323	135 363	4 910 976
73121099	Other stranded wire, rope and cables not prestresed concrete strand wire	52 832	1 114 705	82 566	1 594 296
73129000	Iron or steel; plaited bands, slings and the like, not electrically insulated	385 753	9 928 197	875 074	22 525 344
73130000	Barbed wire of iron/steel; twisted hoop/single flat wire,barbed/not, & loosely twisted double wire,used for fencing	84 748	942 057	124 652	1 385 090
73141200	Woven cloth with endless bands formachinery, of stainless steel	82	313	7 123	16 819
73141400	Iron or steel; woven cloth, of stainless steel, (other than endless bands for machinery)	82	4 734	5 626	108 289
73141910	Other endless bands for machinery oth thn ofstainless steel	-	35	-	786
73141990	Other endless bands for machinery oth than of not stainless steel	-	18 675	-	13 500
73142000	Grill,netting&fencing, welded at intersect, of wire withmax cross-sectional dimension>= 3mm & having a mesh>=100cm2	-	9 578	-	122 286
73143900	Iron or steel wire; grill, netting and fencing, welded at the intersection, n.e.c. in item no. 7314.20, (other than plated or coated with zinc)	-	11 232	-	26 889
73144100	Iron or steel wire; grill, netting and fencing, plated or coated with zinc	443 195	4 468 268	619 615	5 951 468
73144200	Iron or steel wire; grill, netting and fencing, coated with plastic	54 803	793 020	77 342	1 114 426
73144900	Iron or steel wire; grill, netting and fencing, coated with materials other than zinc or plastic	7	157	3 641	6 420
73145000	Expanded metal	-	912	-	1 167
73151110	Roller chain for bicycles or motorcycle chain	751	11 194	3 469	99 870
73151191	Other roller chain,transmision type of a pitch length >= 6mm & < 32mm	-	49 791	-	19 357
73151199	Other roller chain, transmision type of a pitch length > 32 mm	629	7 362	6 680	170 145
73151210	Other chain, bicycle or motorcycle chain	4	15 933	2 000	60 743
73151290	Other chain, not bicycle or motorcycle chain	4 428	80 468	23 931	1 782 665
73151910	Part of bicycles ofmotorcycle chain	1	112	34	3 034
73151990	Other part of bicycles ofmotorcycle chain	-	4 026	-	10 077
73152000	Skid chain of iron or steel	-	3 894	-	3 180
73158100	Stud-link of iron or steel	6	1 192 440	149	4 315 207
73158200	Chain; welded link chain, of iron or steel	-	192 145	-	298 970
73158990	Other chain not formotorcycles and bicycles	768	110 999	1 284	1 789 578
73159090	Other parts of not bicycle or motorcycle chain	208 043	4 780 257	561 060	13 455 060
73160000	Anchors, grapnels and parts thereof, of iron or steel.	19 556	644 995	47 958	1 459 058
73170010	Wire nails of iron or steel	75	80 453	25	295 053
73170020	Staples of iron or steel	-	1 841	-	1 361
73170030	Dog spikes for rail sleepers; gang nails of iron or steel	-	2	-	24
73170090	Other wires,staples,dog spikes for sleepes;gang nails of iron or steel	129 281	572 793	94 403	446 605
73181100	Threaded articles, coach screws	0	3 363	1	16 150

Tabel 3 : Ekspor Indonesia menurut Komoditi ( Kode HS 8 digit )

Desember 2019

Kode H S	Uraian golongan barang	Berat bersih (Kg)		Nilai F.O.B. ( U S \$ )	
		Bulan ini	Kumulatif	Bulan ini	Kumulatif
(1)	(2)	(3)	(4)	(5)	(6)
73181210	Threaded articles other wood screws having a shank of an external diameter <= 16 mm	13	110	75	398
73181290	Other threaded articles other wood screws	10 611	39 318	3 140	164 013
73181300	Screw hooks and screw rings	-	2 452	-	16 319
73181410	Self-tapping screws, having a shank of an external diameter not exceeding 16 mm	2	13 897	2	22 074
73181490	Other Self-tapping screw	1 932	72 715	8 422	514 047
73181510	Other screws and bolts, whether or not with their nuts , or washers having a shank of an external diameter <= 16 mm	147 353	2 774 279	520 480	8 694 918
73181590	Other screws and bolts, whether or not with their nuts or washers, having a shank of an external diameter > 16 mm	900 573	8 633 446	4 199 212	40 344 640
73181610	Nuts for bolts having a shank of an external diameter not exceeding 16 mm	94 734	1 540 581	862 881	12 932 985
73181690	Other nuts for bolts having a shank of an external diameter not exceeding 16 mm	19 010	371 828	175 732	3 108 210
73181910	Other treaded articles having a shank of an external diameter not exceeding 16 mm	3 227	45 686	22 470	120 018
73181990	Other treaded articles having a shank of an external diameter > 16 mm	13 656	82 913	143 670	627 552
73182100	Non-threaded articles, spring washers & other lock washers	450	1 808	19 415	45 661
73182200	Non-threaded articles, other washers	14 322	278 941	286 127	4 108 457
73182310	Rivets, having an external diameter not exceeding 16 mm	27	1 472	1 347	29 844
73182390	Other rivets	965	8 066	3 529	82 166
73182400	Cotters and cotter-pin	4 887	45 176	15 983	448 728
73182910	Other non articles, having a shank of an external diameter not exceeding 16 mm	4 439	136 283	21 669	836 782
73182990	Other non articles, having a shank of an external diameter > 16 mm	52 826	973 923	294 466	5 003 984
73194010	Safety pins	8 643	60 451	10 810	112 189
73194020	Other pins	595	10 866	5 348	53 122
73199010	Sewing, darning or embroidery needles	13	729	2 538	47 063
73199090	Other sewing, darning or embroidery needles	137	51 705	1 855	159 942
73201011	Suitable for use on motor vehicles of heading 87.02, 87.03 or 87.04	2 657 593	28 894 328	4 440 299	51 102 914
73201012	Suitable for use on other motor vehicles	129 906	1 831 448	299 919	4 219 217
73201019	Other leaf-springs and leaves therefor :	31 679	355 117	51 766	571 603
73201090	Other suitable for use on motor vehicles or machinery of heading 84.29 or 84.30	6 930	415 231	20 286	1 248 388
73202011	Helical spring,suitable for use on motor vehicle/machinery of heading 84.29 or 84.30 for motor vehicles	65 620	1 233 135	295 573	4 581 181
73202012	Helical spring,suitable for use on motor vehicle/machinery of heading 84.29 or 84.30 for earth-moving machinery	150	1 976	3 093	38 712
73202019	Helical spring,suitable for use on motor vehicle/machinery of head 84.29/84.30 not for motor vhcl/earth-moving machine	1 695	49 093	25 505	362 887
73202090	Other helical spring,suitable for use on motor vhcl/machineof head 84.29/84.30 not for motor vhcl/earth-moving machine	76 464	459 085	263 875	1 780 476
73209010	Other suitable for use on motor vehicles	1 585	25 087	13 762	323 411
73209090	Other suitable not for use on motor vehicles	123 060	1 490 332	260 505	3 288 224
73211100	Cooking appliances and plate warmers, for gas fuel or for both gas and other fuels	101 892	1 059 390	596 524	6 455 134
73211200	Cooking appliances and plate warmers, for liquid fuel	57	78 148	10	248 460
73211990	Other, including appliances not for solid fuel	5 188	26 876	40 349	105 645
73218100	Domestic appliances; non-electric, (other than cookers and plate warmers), for gas fuel or for both gas and other fuels, of iron or steel	10	8 861	36	49 189

Tabel 3 : Ekspor Indonesia menurut Komoditi ( Kode HS 8 digit )

Desember 2019

Kode H S	Uraian golongan barang	Berat bersih (Kg)		Nilai F.O.B. ( U S \$ )	
		Bulan ini	Kumulatif	Bulan ini	Kumulatif
		(1)	(2)	(3)	(4)
73218200	Domestic appliances; non-electric, (other than cookers and plate warmers), for liquid fuel, of iron or steel	218	8 052	165	4 159
73218900	Domestic appliances; non-electric, (other than cookers and plate warmers), for solid fuel and fuels other than gas or liquid, of iron or steel	-	1 998	-	11 781
73219010	Parts of kerosene stoves	2 229	45 240	4 007	90 055
73219020	Parts of cooking appliances & plate warmers using gas fuel	10 829	139 511	26 667	316 100
73219090	Other parts of kerosene stoves/cooking appliances and plate warmers using gas fuel	18 858	62 370	53 333	293 435
73221100	Radiators and parts there of, of cast iron	-	10 718	-	5 855
73221900	Radiators and parts there of, not of cast iron	533	4 195	660	8 568
73229000	Air heaters and hot air distributors, (not electrically heated), incorporating a motor-driven fan or blower and parts thereof, of iron or steel	1 232	25 756	8 442	95 571
73231000	Iron or steel wool; pot scourers and scouring/polishing pads,gloves and the like	18 267	160 546	87 970	721 018
73239110	Kitchenware of cast iron, not enamelled	10 852	79 775	10 757	114 981
73239120	Ashtrays of cast iron, not enamelled	5	17	18	289
73239190	Tableware/oth household articles and parts thereof,of cast iron, not enamelled :	2 771	28 838	4 866	108 795
73239200	Tableware,kitchenware/oth household articles&parts thereof,of cast iron,enamelled	16	81 545	90	604 693
73239310	Kitchenware of stainless steel	52 489	867 725	523 247	7 131 687
73239320	Ashtray of stainless steel	29	225	315	9 975
73239390	Tableware/oth household articles and parts thereof,of stainless steel	45 231	862 646	458 420	9 204 013
73239400	Tableware,kitchenware/oth household articles&parts thereof,of iron (other than cast iron) or steel, enamelled	93 204	1 048 509	602 599	6 835 588
73239910	Kitchenware of iron other than stainless steel andcast iron	1 138	48 513	537	88 974
73239920	Ashtray of iron other than stainless steel and cast iron	13	109	814	1 782
73239990	Tableware,kitchenware/oth household articles&parts thereof,of iron other than stainless steel and cast iron	54 916	840 449	257 290	3 664 368
73241010	Sinks and wash basins, of stainless steel, kitchen sinks	813	13 051	8 129	89 530
73241090	Other sinks and wash basins, of stainless steel	6 260	84 944	49 815	595 945
73242110	Bathtubs having rectangular or oblong interior shape, of cast iron, whether or not enamelled	50	4 675	1 065	24 538
73242190	Oth bathtubs having rectangular or oblong interior shape, of cast iron, whether or not enamelled	-	1 050	-	2 790
73242910	Other bathtubs having rectangular or oblong interior shape,not of cast iron, whether or not enamelled	-	1 482	-	39 571
73242990	Oth bathtubs not having rectangular/oblong interior shape, not of cast iron, whether or not enamelled	483	10 248	13 105	41 237
73249010	Other, including parts, flushing water closets or urinals (fixed type)	-	12 875	-	19 784
73249091	Parts of kitchen sinks or bathtubs	-	42	-	266
73249093	Parts of flushing water closets or urinals (fixed type)	-	1 370	-	493
73249099	Other parts of kitchen sinks or bathtubs/flushing water closets or urinals (fixed type)	3 421	27 016	67 088	425 014
73251020	Manhole covers, gratings and frames therefor, of non-malleable cast iron	13 072	81 815	25 325	470 556
73251030	Spouts and cups for latex collection, of non-malleable cast iron	-	79	-	188
73251090	Oth cast articl iron/steel,no malleable cast iron,unmanholecover,gratings&frame therefor/spout&cup for latex collect	2 155	159 614	6 314	733 828
73259100	Grinding balls and similar articles for mills not of non-malleable cast iron	-	20	-	26
73259920	Manhole covers, gratings and frames there for not of non-malleable cast iron	-	4	-	209

Tabel 3 : Ekspor Indonesia menurut Komoditi ( Kode HS 8 digit )

Desember 2019

Kode H S	Uraian golongan barang	Berat bersih (Kg)		Nilai F.O.B. ( U S \$ )	
		Bulan ini	Kumulatif	Bulan ini	Kumulatif
(1)	(2)	(3)	(4)	(5)	(6)
73259990	Other manhole covers, gratings and frames there for not of non-malleable cast iron	263 531	4 230 070	807 630	9 835 041
73261100	Grinding balls & similar articles for mills, forged/stamped, but not further worked	682 400	6 464 712	591 925	5 884 958
73261900	Iron or steel; articles n.e.c. in item no. 7326.11, forged or stamped, but not further worked	724 817	5 602 086	7 817 123	63 913 575
73262050	Poultry cages and the like of iron or steel wire	122	282 158	286	27 521
73262060	Rat traps of iron or steel wire	-	75	-	45
73262090	Articles of iron or steel wire not poultry cages & the like or rat traps	1 706 402	25 507 427	2 523 475	32 865 879
73269010	Ships' rudders	-	82 618	-	608 417
73269020	Spouts and cups for latex collection	-	10	-	30
73269030	Stainless steel clamp assemblies with rubber sleeves used for hubless cast iron pipes and pipe fittings	17 388	174 178	139 857	1 132 909
73269060	Bunsen burners	-	28	-	100
73269070	Horseshoes; riding boot spurs	-	1	-	25
73269091	Cigarette cases and boxes	20 707	501 287	83 988	752 602
73269099	Cigarette cases and boxes, not of iron or steel	1 110 255	20 719 753	2 998 491	53 325 726
74010000	Copper mattes; cement copper (precipitated copper).	354 227	4 100 441	425 089	6 166 274
74020000	Unrefined copper; copper anodes for electrolytic refining.	-	43 004	-	129 010
74031100	Refined copper for cathodes and sections of cathodes	18 111 377	177 231 771	108 250 900	1 062 605 266
74031900	Copper; refined, unwrought, n.e.c. in item no. 7403.1	99 622	1 830 372	588 795	10 712 945
74032100	Copper-zinc base alloys (brass)	587 777	2 269 536	1 509 744	5 027 952
74032200	Copper-tin base alloys (bronze)	99 817	1 004 220	502 880	5 234 984
74032900	Copper; copper alloys n.e.c. in heading no. 7403 (other than master alloys of heading no. 7405)	11 520	52 801	122 637	531 901
74040000	Copper waste and scrap.	2 696 431	42 884 023	14 336 526	231 245 427
74050000	Master alloys of copper	-	1	-	1
74061000	Powders of non-lamellar structure	-	309 254	-	1 639 046
74062000	Powders of lamellar structure; flakes	-	6 617 598	-	36 186 835
74071030	Profiles of refined copper	-	14	-	341
74071040	Bars and rods of refined copper	901 181	7 009 533	4 869 699	43 748 490
74072100	Copper bars, rods and profiles of copper-zinc base alloys (brass) of copper alloys	1 261 686	6 150 008	6 217 233	32 644 155
74072900	Copper; bars, rods and profiles, of copper alloys (other than copper-zinc base alloys)	14 073	331 222	35 183	1 293 650
74081110	Copper wire of refined copper, which the max cross-sectional dimension does not exceed 14 mm	1 320 515	15 436 357	8 234 303	96 911 793
74081190	Copper wire of refined copper, which the maximum cross-sectional dimension does exceed 14 mm	376 949	8 476 984	2 310 388	53 935 216
74081900	Copper; wire, of refined copper, of which the maximum cross-sectional dimension is 6mm or less	2 206 724	33 915 948	13 611 996	215 636 458
74082100	Copper wire, of copper alloys, of copper-zinc base alloys (brass)	210 219	3 338 480	1 202 754	21 541 501
74082200	Copper wire, of copper alloys of copper-nickel base alloys (cupronickel)/copper-nickel-zinc base alloys (nickel silver)	-	10	-	845
74082900	Copper; wire, of copper alloys (other than copper-zinc base alloys, copper-nickel base alloys or copper-nickel-zinc base alloys)	100 179	988 941	589 213	5 672 747
74091100	Copper plates, sheets & strip, of a thickness > 0.15 mm of refined copper in coils	304	22 305	2 814	111 540
74091900	Copper; plates and sheets, of a thickness exceeding 0.15mm, of refined copper, not in coils	926	15 750	13 051	208 334
74092100	Copper plates, sheets and strip, of a thickness > 0.15 mm of copper zinc base alloys (brass) in coils	22 877	294 620	149 387	1 938 674
74092900	Copper; plates and sheets, of a thickness exceeding 0.15mm, of copper-zinc base alloys (brass), not in coils	4 667	57 276	37 310	370 410
74093100	Copper plates, sheets and strip, of a thickness > 0.15 mm of copper tin base alloys in coils	-	15 692	-	89 680
74093900	Copper; plates and sheets, of a thickness exceeding 0.15mm, of copper-tin base alloys, not in coils	2 970	31 268	26 184	250 013

Tabel 3 : Ekspor Indonesia menurut Komoditi ( Kode HS 8 digit )

Desember 2019

Kode H S	Uraian golongan barang	Berat bersih (Kg)		Nilai F.O.B. ( U S \$ )	
		Bulan ini	Kumulatif	Bulan ini	Kumulatif
(1)	(2)	(3)	(4)	(5)	(6)
74094000	Copper; plates, sheets and strip, of a thickness exceeding 0.15mm, of copper-nickel base alloys (cupro-nickel) or copper-nickel-zinc base alloys (nickel silver)	-	203	-	1 269
74099000	Copper; plates, sheets and strip, of a thickness exceeding 0.15mm, of copper alloys	-	343	-	6 438
74101100	Copper foil, of refined cooper, of a thickness <= 0.15mm , not backed	-	10 090	-	73 044
74101200	Copper alloys, of refined cooper, of a thickness <= 0.15mm not backed	-	1	-	50
74102110	Copper clad laminate for printed circuit boards, of refined cooper, backed	-	139	-	14 980
74102190	Other copper clad laminate not for printer circuit boards, backed	-	5 730	-	22 981
74111000	Copper tubes & pipes of refined copper	16 458	217 763	166 149	2 260 850
74112100	Copper tubes & pipes of copper alloywith copper-zinc basealloys (brass)	-	2 094	-	38 596
74112900	Copper; tubes and pipes, of copper alloys (other than copper-zinc, copper-nickel base alloys (cupro-nickel) or copper-nickel-zinc base alloys (nickel-silver))	15	18 432	663	40 084
74121000	Copper tube or pipe fittings ofrefined copper	-	877	-	13 853
74122020	Hose fittings,copper tube or pipe fittings of copper alloys	-	1	-	247
74122091	Other of of cooper alloys,copper tube or pipe fittings of copper-zinc base alloys (brass)	14 659	49 716	179 319	651 041
74122099	Other of of cooper alloys,copper tube or pipe fittings not of copper-zinc base alloys (brass)	48 900	460 957	405 133	3 500 329
74130010	Stranded wire, cables, plaited bands & the like, of copper,not electrically insulated, of a diameter <= 28.28 mm	-	3	-	147
74130090	Stranded wire, cables, plaited bands & the like, of copper,not electrically insulated, of a diameter > 28.28 mm	26	20 990	123	46 366
74151010	Nails and tacks, similar articles of cooper	150	2 314	75	1 726
74151020	Staples and similar articles of cooper	-	566	-	548
74151090	Drawing pins and similar articles of cooper	2 998	30 122	23 637	212 439
74152100	Washers (including spring washers),other articles,not threaded	4	2 180	415	19 590
74152900	Copper; rivets, cotters, cotter-pins and similar articles, not threaded	53	1 074	5 570	163 429
74153310	Screws, other threaded articles	64	8 517	1 406	50 559
74153320	Bolts and nuts, other threaded articles	3 794	21 333	12 817	103 202
74153900	Copper; articles n.e.c. in heading no. 7415	8 810	45 422	24 994	942 231
74181010	Pot scourers & scouring or polishingpads, gloves & the like	-	101	-	3 836
74181030	Cooking or heating apparatus of a kind used for household purposes, non-electric and parts there of	375	3 380	200	3 117
74181090	Other household articels and parts thereof of coppers	1 451	10 564	1 458	54 303
74182000	Sanitary ware and parts thereof	4	32 348	157	220 417
74191000	Chain and parts thereof, other articles of cooper	81	216	440	1 979
74199110	Reservoirs, tanks, vats and similar containers not fitted with mechanical or thermal equipment	7	79 995	41	536 523
74199190	Other cast, moulded,stampd / forged but not further worked	2 174	35 697	31 066	526 248
74199931	Colth (including endless bands) grill & netting of copper wire for machinery	560	3 037	33 895	259 290
74199939	Colth (including endless bands) grill & netting of copper wire not for machinery	1	532	81	2 963
74199940	Pegas, colth (including endless bands) grill and netting of copper wire	387	15 920	5 238	76 102
74199950	Cigarette cases or boxes, colth (including endless bands) grill and netting of copper wire	-	66	-	2 096
74199960	Cooking or heating apparatus, other than of a kind used for domestic purposes, and parts thereof	-	249	-	1 626



Tabel 3 : Ekspor Indonesia menurut Komoditi ( Kode HS 8 digit )

Desember 2019

Kode H S	Uraian golongan barang	Berat bersih (Kg)		Nilai F.O.B. ( U S \$ )	
		Bulan ini	Kumulatif	Bulan ini	Kumulatif
(1)	(2)	(3)	(4)	(5)	(6)
74199970	Articles specially designed for use during religious rites	86	5 904	293	8 779
74199991	Electroplating anodes; capacity measures (other than for domestic use)	-	8	-	273
74199992	Reservoirs, tanks, vats & similar containers not fitted w/ mechanical/thermal equipt of a capacity of 300 l or less	-	10 579	-	7 458
74199999	Other articles of non copper	753	10 620	13 494	166 171
75011000	Nickel mattes	8 997 721	90 610 043	84 451 617	784 448 135
75030000	Nickel waste and scrap.	28 685	337 673	164 746	1 827 079
75052100	Wire of nickel, not alloyed	-	1	-	1
75052200	Wire of nickel alloys	8	12 673	40	104 957
75061000	Nickel plates, sheets, strip & foil of nickel, not alloyed	-	11	-	506
75062000	Nickel plates, sheets, strip and foil of nickel alloys	1	43 639	20	373 442
75071200	Tubes and pipes of nickel alloys	15 051	402 687	437 525	11 898 438
75072000	Tube or pipe fittings	5	1 873	50	30 877
75089030	Bolts and nuts, other articles of not nickel	-	1 744	-	2 343
75089050	Electroplating anodes,including those produced byelectrolysis,other articles of not nickel.	2 584	17 049	1 247 438	10 245 906
75089090	Other articles of nickel	752	103 318	110 635	6 663 178
76011000	Aluminium, not alloyed, Unwrought aluminium	3 500 000	14 502 755	6 502 160	26 438 083
76012000	Aluminium alloys,unwrought aluminium	3 095 549	57 145 645	4 965 586	94 570 960
76020000	Aluminium waste and scrap.	978 283	14 196 290	1 159 777	16 993 928
76031000	Aluminium powders of non lamellarstructure	-	1 124	-	5 401
76032010	Aluminium flakes of lamellar structure	-	50	-	1 832
76032020	Aluminium Powders of lamellar structure	-	10	-	791
76041010	Bars and arods of aluminium, not alloyed	2 760	39 399	17 275	224 379
76041090	Profiles of aluminium, alloyed	19 496	858 396	57 195	8 602 465
76042110	Perforated tube profiles for use in evaporator coils ofmotor vhd ac machines, hollow profiles of aluminium alloys	13	94 040	1 149	406 685
76042120	Aluminium spacers(with one side have light perforations along its w/ length),hollow profiles of alminium alloys	0	259	14	8 896
76042190	Other hollow profiles of aluminium alloys	269 533	1 389 862	840 218	4 766 552
76042910	Extruded bars and rods non aluminium alloys	2 867 904	28 660 266	9 084 488	99 598 261
76042930	Y-shaped profiles for zip fasteners, in coils non aluminium alloys	-	42	-	373
76042990	Other extruded bars, rods and profiles of non aluminium alloys	59 820	1 155 938	286 463	4 594 068
76051100	Aluminium wire not alloyed, of which the maximum cross-sectional dimension exceeds 7 mm	200 592	4 459 767	477 241	10 388 083
76051910	Aluminium wire of not alloyed with a diameter < 0.0508 mm	-	5	-	103
76051990	Other aluminium wire of non aluminiumnot alloyed	53 368	495 866	172 492	1 647 384
76052100	Aluminium wire of alloys, of which the maximum cross-sectional dimension > 7 mm	-	13 000	-	40 610
76052910	Aluminium wire of non aluminium alloys with a diameter not > 0.254mm	27	33 194	22	93 119
76052990	Aluminium wire of non aluminium alloyswith a diameter < 0.254mm	12 008	234 405	36 541	722 945
76061110	Aluminium plates, sheets & strip of plainor figured by rolling of thickness > 0.2 mm	557 136	31 773 271	1 385 453	81 298 888
76061190	Oth aluminium plates, sheets & strip ofplain/figured by rolling of thickness > 0.2 mm	3	5 295	3 750	36 702
76061220	Aluminium plates, not sensitised, of a kind used in the printing industry	141	1 241	650	18 773
76061232	Sheets of aluminium alloy for making can stock including end stock and tab stock, af aluminium alloys in coils	-	7 129 936	-	18 572 615
76061233	Sheets of aluminium alloy 5082,5182,<1m in with in coils	-	57 873	-	148 514
76061234	Other, litho grade sheet alloy HA 1052 hardness temper H19 and alloy HA 1050 hardness temper H18	-	1	-	164

Tabel 3 : Ekspor Indonesia menurut Komoditi ( Kode HS 8 digit )

Desember 2019

Kode H S	Uraian golongan barang	Berat bersih (Kg)		Nilai F.O.B. ( U S \$ )	
		Bulan ini	Kumulatif	Bulan ini	Kumulatif
(1)	(2)	(3)	(4)	(5)	(6)
76061235	Other aluminium sheet/coil not exceeding 1,000 mm in width	212	822	1 769	9 559
76061239	Oth plain/figured by rolling/pressing but not surface treated of non aluminium alloys	58	10 701	126	44 350
76061290	Oth non aluminium alloys plain/figured by rolling/pressing but not surface treated	126 234	5 829 234	315 031	15 356 128
76069100	Aluminium; plates, sheets and strip, thickness exceeding 0.2mm, not alloyed, (not rectangular or square)	11	1 425	22	37 453
76069200	Aluminium; plates, sheets and strip, thickness exceeding 0.2mm, alloys, (not rectangular or square)	49 878	306 686	49 903	728 442
76071100	Aluminium foil rolled but not further worked, not backed	583 790	12 922 694	1 905 432	41 885 486
76071900	Aluminium; foil, (not backed), of a thickness not exceeding 0.2mm, not rolled	37 509	1 948 885	78 251	5 258 090
76072010	Aluminium foil for thermal insulation, backed	22 670	121 815	66 691	376 733
76072090	Aluminium foil not for thermal insulation, backed	73 445	1 212 712	407 087	6 196 917
76081000	Aluminium tubes and pipes of aluminium, not alloyed	1	8 317	23	83 385
76082000	Aluminium tubes and pipes of aluminium alloys	339 460	2 642 869	1 350 701	12 494 988
76090000	Aluminium tube or pipe fittings (for example, couplings, elbows, sleeves)	33 242	322 522	124 833	1 367 153
76101010	Aluminium structure for doors & their frames and thresholds for doors	62 630	678 483	531 130	6 316 101
76101090	Aluminium structure for windows & their frames & thresholds for doors	45 580	638 082	221 695	2 538 315
76109030	Other aluminium structures internal/external floating roofs for petroleum storage tanks	54	760	2 569	2 954
76109091	Aluminium structure for bridges and bridge-sections; towers or lattice masts	17 366	179 423	110 298	787 632
76109099	Oth aluminium structure not for bridges & bridge-sections; towers or lattice masts	185 026	2 053 596	597 833	7 195 705
76110000	Aluminium reservoirs, tanks, vats and similar containers for any material	5 503	43 667	15 720	115 094
76121000	Aluminium collapsible tubular containers	6 184	70 450	67 974	790 411
76129010	Aluminium casks, drums, cans, boxes and seamless containers for fresh milk	-	18	-	57
76129090	Other aluminium casks, drums, cans, boxes & containers for any material	499 894	6 157 177	2 028 914	25 772 595
76130000	Aluminium containers for compressed or liquefied gas.	16 206	275 036	96 974	1 822 052
76141011	Cables with steel core cables of a diameter not < 25.3 mm	50	21 502	50	69 923
76141019	Cables of aluminium, not electrically insulated, with steel core, a diameter > 28.28 mm	4 775	91 020	193 620	3 272 207
76141090	Stranded wire, plaited bands and the like, of aluminium, not electrically insulated, with steel core	5	9 968	21	30 363
76149011	Cables of aluminium, not electrically insulated, without core, diameter < 25.3 mm	3 315	174 696	28 182	1 483 563
76149012	Cables of aluminium, not electrically insulated, without without steel core, a 25.3mm <= diameter < 28.28mm	90	143 486	60	1 055 302
76149019	Cables of aluminium, not electrically insulated, without without steel core, a diameter > 28.28 mm	-	12	-	417
76149090	Without steel core	81 375	765 839	301 546	3 643 323
76151010	Pot scourers and scouring or polishing pads, gloves and the like, of aluminium	-	7	-	67
76151090	Tableware, kitchenware or Other household articles and parts thereof of aluminium	101 847	1 434 018	674 935	9 917 137
76152020	Bedpans, urinals and chamber-pots of aluminium	-	15	-	295
76152090	Other sanitary ware and parts thereof of aluminium	7 242	96 820	6 580	239 745
76161010	Nails of aluminium	50	1 022	100	220
76161020	Staples and hooks, bolts and nuts of aluminium	27	24 699	3 974	88 532
76161090	tacks, screws, screw hooks, rivets, cotters, cotter-pins, washers and similar articles :of aluminium	675	42 436	17 367	508 388

Tabel 3 : Ekspor Indonesia menurut Komoditi ( Kode HS 8 digit )

Desember 2019

Kode H S	Uraian golongan barang	Berat bersih (Kg)		Nilai F.O.B. ( U S \$ )	
		Bulan ini	Kumulatif	Bulan ini	Kumulatif
		(1)	(2)	(3)	(4)
76169100	Cloth, grill, netting and fencing, of aluminium wire	-	1 616	-	8 282
76169200	Ferrules for use in the manufacture of pencils of aluminium	-	471	-	9 582
76169930	Aluminium Slugs, round, of such dimension that the thickness exceeds one-tenth of the diameter	1	77	1	56
76169940	Bobbins, spools, reels and similar supports for textile yarn of aluminium	4 474	87 210	112 254	1 307 928
76169951	Venetian blinds of aluminium	1 956	42 278	21 316	428 974
76169959	Blinds other than venetian blind of aluminium	77	2 312	4 383	71 873
76169960	Spouts and cups of a kind used for latex collection of aluminium	-	1 037	-	10 144
76169990	Other articles of aluminium	120 746	1 077 814	702 878	6 388 793
78011000	Unwrought refined lead	807 104	7 234 610	1 640 257	14 732 463
78019100	Unrefined lead containing by weight antimony as the principal other element	30 802	901 597	71 859	2 038 535
78019900	Unrefined lead containing by weight antimony not as the principal other element	124 389	165 775	298 494	404 750
78020000	Lead waste and scrap	-	3	-	45 844
78041190	Lead sheets, strip and foil of a 0.15 mm <= thickness < 0.2 mm	-	22 850	-	66 291
78041900	Lead plates	-	44 138	-	113 818
78060020	Lead bars, rods, profiles and wire	21 064	350 218	194 102	3 468 081
78060030	Lead tubes, pipes and tube or pipe fittings	-	29 190	-	130 808
78060040	Lead wool, washers, electro-plating anodes	-	42 371	-	363 978
78060090	Other articles of lead	-	572	-	54 000
79011100	Unwrought zinc, not alloyed containing by weight 99.99% or more	-	3 795	-	3 455
79011200	Unwrought zinc, not alloyed containing by weight < 99.99%	-	479 050	-	1 067 737
79012000	Unwrought zinc, alloys	91 774	167 374	190 654	353 769
79020000	zinc waste and scrap	70 455	4 653 876	83 489	8 323 188
79031000	Zinc dust	399 257	2 083 631	586 132	4 001 741
79039000	Zinc powders and flakes	1	16 962	100	13 982
79040000	Zinc bars, rods, profiles and wire	-	21 043	-	35 558
79050040	Zinc bars, rods, profiles and wire, of a thickness <= 0.15 mm	4 895	21 311	66 549	152 281
79050090	Zinc bars, rods, profiles and wire, of a thickness > 0.15 mm	-	4 325	-	2 955
79070030	Gutters, roof capping, skylight frames & other fabricated building components of zinc	6 572	37 329	5 787	17 293
79070040	Tubes, pipes and tube or pipe fittings (example couplings, elbows, sleeves) of zinc	-	2 682	-	17 338
79070091	Cigarette cases or boxes; ashtrays of zinc	-	286	-	1 158
79070092	Other household articles of zinc	2 706	103 387	1 072	21 621
79070093	Electro-plating anodes, calots battery, tacks, nuts, bolts, Nail stencil plates, screws, rivets and similar fastening of zinc	52	3 521	1 105	6 571
79070099	Other articles undefined of zinc	222 670	2 937 208	221 597	2 110 368
80011000	Unwrought tin, not alloyed	6 337 411	67 889 663	108 557 070	1 255 163 603
80012000	Unwrought tin alloys	-	700	-	34 224
80030010	Tin bar for Soldering	108 314	1 402 960	1 836 812	27 340 721
80070099	Other articles of tin not yet defined	-	4 600	-	178 408
81019600	Tungsten (wolfram) Wire	-	2 215	-	7 199
81019700	Tungsten (wolfram) Waste and scrap	24 228	139 073	268 470	1 751 227
81019910	Bars and rods, other than those obtained simply by sintering; profiles, sheets, strip and foil	-	2	-	3
81019990	Other articles undefined of Tungsten (wolfram)	0	1	3 312	3 698
81029600	Molybdenum wire	-	90	-	323
81029700	Molybdenum waste and scrap	-	345	-	42 495
81029900	Molybdenum; articles n.e.c. in heading no. 8102	-	116	-	1 300
81032000	Unwrought tantalum, including bars and rods obtained simply by sintering; powders	-	97	-	57 830
81033000	Tantalum waste and scrap	14 983	204 760	354 686	5 014 832
81039000	Tantalum; articles n.e.c. in heading no. 8103	-	163	-	100 642

Tabel 3 : Ekspor Indonesia menurut Komoditi ( Kode HS 8 digit )

Desember 2019

Kode H S	Uraian golongan barang	Berat bersih (Kg)		Nilai F.O.B. ( U S \$ )	
		Bulan ini	Kumulatif	Bulan ini	Kumulatif
(1)	(2)	(3)	(4)	(5)	(6)
81041900	Unwrought magnesium contain< 99.8 % by weight of magnesium	-	147	-	640
81042000	Unwrought magnesium waste and scrap	59 080	911 330	58 156	1 074 967
81060010	Unwrought bismuth; waste and scrap;powders	1	1	5	5
81083000	Titanium waste and scrap	-	76 589	-	339 967
81089000	Titanium; other than unwrought, n.e.c. in heading no. 8108	16	151	2 192	6 204
81093000	Zirconium waste and scrap	-	2 464	-	27 520
81099000	Zirconium; other than unwrought, n.e.c. in heading no. 8109	-	5	-	492
81101000	Unwrought antimony powders	37 956	841 009	127 815	3 181 606
81110010	Manganese waste and scrap	-	100 000	-	204 500
81125200	Waste and scrap of thallium	-	9	-	71
81129900	Gallium, germanium, hafnium, indium, niobium (columbium), rhenium and vanadium; articles thereof, other than unwrought including waste and scrap and powders	-	85	-	1 150
81130000	Cermets and articles thereof, including waste and scrap	-	1 461	-	12 683
82011000	hand tools Spades and shovels	8	3 677	9	1 822
82013010	hand tools Hoes and rakes	-	1 067	-	989
82013090	hand tools Mattocks, picks	3 811	29 045	7 667	27 332
82014000	Axes, bill hooks and similar hewing tools	-	2 457	-	16 035
82015000	Secateurs and similar one-handed pruners and shears(including poultry shears)	-	1 050	-	1 115
82016000	Hedge shears, twohand toolshanded pruning shears and similar two-handed shears	591	771	585	1 028
82019000	Tools, hand; forks, scythes, sickles, hay knives, timber wedges, and other hand tools of a kind used in agriculture, horticulture or forestry n.e.c. in heading 8201	440	6 136	18 549	132 772
82021000	Hand saws	10	774	19	5 269
82022000	Band saw blades	1 187	12 060	7 690	107 052
82023100	Circular saw blades with working part of steel	1 478	23 126	59 392	1 027 675
82023900	Tools, hand; circular saw blades (including slitting or slotting saw blades), with working part of materials (other than steel)	10 411	109 369	430 011	4 183 245
82024000	Chain saw blades	23	149	25	1 355
82029100	Straight saw blades, for working metal	102	266	1 560	7 834
82029910	Straight saw blades, for working Other than metal	-	7	-	99
82029990	Saw blades parts	78 389	768 682	817 122	8 293 896
82031000	Files, rasps and similar tools	44 613	296 084	246 809	1 801 505
82032000	Pliers (including cutting pliers),pincers, tweezers andsimilar tools	2 040	27 152	12 650	164 468
82033000	Metal cutting shears and similar tools	6	488	1 253	26 460
82034000	Pipe-cutters, bolt croppers, perforatingpunches, & similar tools	2 072	31 496	1 004	40 923
82041100	Hand operated spanners and wrenches non adjustable	4 078	25 493	45 232	183 753
82041200	Hand operated spanners and wrenchesa djustable	1 701	12 534	5 924	189 898
82042000	Interchangeable spanner sockets, with or without handles	1 268	15 536	7 598	66 142
82051000	Drilling, threading or tapping tools, hand operated	475	28 397	10 600	241 071
82052000	Hammers and sledge hammers	72	13 048	564	29 561
82053000	Planes, chisels, gouges & similarcutting tools for working wood	268	44 675	253	93 316
82054000	Screwdrivers	60	21 893	656	28 943
82055100	Tools, hand; household tools	2	49 536	2	292 439
82055900	Glaziers' diamonds	5 975	63 852	87 741	847 849
82056000	Blow lamps	65	10 143	20	10 183
82057000	Vices, clamps and the like	4 024	39 839	36 347	471 466
82059000	Tools, hand; n.e.c. in heading 8205, incl anvils, portable forges, hand/pedal-operated grinding wheels with frameworks, &sets of articles of two/more of the in heading 8205	1 321	59 411	8 236	346 312

Tabel 3 : Ekspor Indonesia menurut Komoditi ( Kode HS 8 digit )

Desember 2019

Kode H S	Uraian golongan barang	Berat bersih (Kg)		Nilai F.O.B. ( U S \$ )	
		Bulan ini	Kumulatif	Bulan ini	Kumulatif
(1)	(2)	(3)	(4)	(5)	(6)
82060000	Tools of two/ more of the headings 82.02 to 82.05 put up in sets for retail sale	24 582	38 769	47 127	384 089
82071300	Rock drilling or earth boring tools, with working part of cermets, Interchangeable tools for hand tools	285	5 471	14 923	373 443
82071900	Rock drilling/ earth boring tools, without working part of cermets, Interchangeable tools for hand tools	1 278	103 134	95 468	1 494 676
82072000	Dies for drawing or extruding metal, Interchangeable tools for hand tools	7 448	130 260	82 181	2 332 154
82073000	Tools for pressing, stamping or punching, Interchangeable tools for hand tools	13 575	759 761	174 268	8 011 590
82074000	Tools for tapping or threading, Interchangeable tools for hand tools	256	2 696	4 753	161 168
82075000	Tools for drilling, other than for rock drilling, Interchangeable tools for hand tools	2 968	38 411	197 311	5 010 802
82076000	Tools for boring or broaching, Interchangeable tools for hand tools	8 755	9 166	59 523	135 343
82077000	Tools for milling, Interchangeable tools for hand tools	4 379	34 127	1 145 301	13 692 795
82078000	Tools for turning, Interchangeable tools for hand tools	-	246	-	10 514
82079000	Screw driving, interchangeable tools	145 343	1 330 294	760 568	7 827 846
82081000	Knives and cutting blades for metal working for machine or mechanical appliance	1	6 659	3 860	167 458
82082000	Knives and cutting blades for wood working for machine or mechanical appliance	69 323	996 917	600 507	8 955 566
82083000	Knives & cutting blades for kitchen appliances or for machines used by the food industry	-	935	-	7 942
82084000	Knives & cutting blades for agricultural, horticultural or forestry machines	-	78	-	158
82089000	Tools; knives and cutting blades, for machines or mechanical appliances, n.e.c. in heading no. 8208	1 826	47 143	81 602	880 155
82090000	Plates, sticks, tips and the like for tools, unmounted, of cermets	1 585	3 284	6 601	142 921
82100000	Hand-operated mechanical appliances, weighing <=10 kg used in preparation, conditioning or serving of food or drink.	12	3 109	18	59 072
82111000	Sets of assorted articles, Knives with cutting blades, serrated or not, oth than knives of heading 82.08	906	974	4 264	6 230
82119100	Table knives having fixed blades, serrated or not, oth than knives of heading 82.08	7 906	24 791	80 328	329 988
82119250	knives ,fix blades, handle of base metal for agricultural, horticultural/forestry, oth than of heading 82.08	-	493	-	2 001
82119291	Flick knives/ spring knives; hunting knives, diving knives and scouts' knives; penknives, with blades >= 15 cm length	-	101	-	3 000
82119299	Flick knives/ spring knives; hunting knives, diving knives and scouts' knives; penknives, with blades <15 cm length	125	12 911	376	205 363
82119321	Knives having other than fixed blades, used for agriculture, horticulture or forestry :With handle of base metal	-	3 053	-	14 081
82119329	Knives having other than fixed blades, used for agriculture, horticulture or forestry :With handle oth than base metal	1	765	4	3 397
82119390	Knives having other than fixed blades for household	4	6 140	38	70 701
82119490	Blades For knives of a kind use for household	-	272	-	5 653
82119500	Knife handles of base metal	9	243	100	1 858
82121000	Razors	18	1 522	1 385	16 058
82122010	Double-edged razor blades	349	5 032	5 682	119 997
82122090	Safety razor blade blanks in strips	35	180	295	3 195
82130000	Scissors, tailors' shears and similar shears, and blades there for	5	3 581	36	9 099
82141000	Paper knives, letter openers, erasing knives, pencil sharpeners and blades therefor	-	1 309	-	10 106

Tabel 3 : Ekspor Indonesia menurut Komoditi ( Kode HS 8 digit )

Desember 2019

Kode H S	Uraian golongan barang	Berat bersih (Kg)		Nilai F.O.B. ( U S \$ )	
		Bulan ini	Kumulatif	Bulan ini	Kumulatif
(1)	(2)	(3)	(4)	(5)	(6)
82142000	Manicure/ pedicure sets and instruments including nail files	-	687	-	8 396
82149000	Cutlery; hair clippers and mincing knives	60	11 411	60	116 269
82151000	Sets of assorted articles similar kitchen or tableware containing at least one article plated with precious metal	-	60	-	216
82152000	Sets of assorted articles similar kitchen or tableware	10 135	149 795	73 010	1 371 857
82159900	Similar kitchen/table ware not plated precious metal (example: Spoons, forks, ladles, skimmers, fish/butter knives, sugartongs)	170 457	1 910 327	1 687 974	19 912 290
83011000	Padlocks (key, combination/ electrically operated), of base metal	4	16 679	335	95 353
83012000	Locks of a kind used for motor vehicles	42 850	429 943	601 120	5 786 416
83013000	Locks of a kind used for furniture of base metal	53	24 631	942	49 254
83014010	Handcuffs of base metal	10	10	25	25
83014020	Door locks of base metal	1 679	7 092	7 888	37 806
83014090	Other padlocks and locks of base metal	222	20 440	11 925	137 609
83015000	Clasps and frames with clasps, incorporating locks of base metal	88	2 076	1 721	54 865
83016000	Parts of padlocks and locks of base metal	17 021	256 098	441 472	6 179 566
83017000	Keys presented separately of padlocks and lock of base metal	662	13 598	31 819	587 295
83021000	Hinges of base metal	9 323	132 489	113 074	1 513 970
83022010	Castors with mounting of base metal, a diameter , 100 mm < diameter <= 250 mm (including tyres)	-	12	-	273
83022090	Castors with mounting of base metal, a diameter < 100 mm (including tyres)	908	62 997	10 025	379 627
83023010	Hasps suitable for motor vehicles of base metal	4	165	69	639
83023090	mountings, fittings and similar articles suitable for motor vehicles of base metal	149 062	1 998 383	773 563	10 154 326
83024131	Hasps suitable for building of base metal, a kind suitable for building	638	7 369	3 025	20 731
83024139	Bolts; hooks and eyes; staples of base metal, a kind suitable for building	415	3 275	5 236	70 611
83024190	Other mounting, fittings, and similar article of base metal, a kind suitable for building	313 907	3 990 757	1 284 261	15 944 430
83024220	Hasps of base metal of a kind suitable for furniture	2	673	1	1 009
83024290	Other mounting, fittings, and similar article of base metal, a kind suitable for furniture	124 162	1 728 840	620 831	7 808 251
83024910	Base metal mountings, fittings and similar articles of a kind suitable for saddlery	5 835	9 377	26 278	75 267
83024991	Hasps of base metal a kind suitable for trunks, chests, caskets or the like	1	315 399	57	1 614 923
83024999	Base metal fittings and similar articles of a kind suitable for trunks, chests, caskets or the like	37 362	301 896	154 341	1 005 239
83025000	Hat-racks, hat-pegs, brackets and similar fixtures of base metal	8 660	178 380	86 390	1 696 446
83026000	Automatic door closers of base metal	17 262	350 560	97 951	2 080 653
83030000	Armoured/reinforced safes, strong-boxes & doors, safe deposit lockers for strong-rooms, cash or deed boxes of base metal.	259 268	4 179 912	531 155	8 309 247
83040010	Filing cabinets or card-index cabinets of base metal	24 097	98 120	13 400	248 197
83040091	Office/desk equip of aluminium (paper trays, paper rests, pen trays, office-stamp) oth than office furniture of head 94.03.	150	125 979	130	612 879
83040099	Office/desk equip of other metal ( paper trays/ rests, pen trays, office-stamp) oth than office furniture of head 94.03.	3	36 860	2	50 873
83051010	Fittings for double loop wire binders	-	181	-	200
83051090	Fittings for loose-leaf binders/files oth than double loop wire binders	18	2 645	212	10 265
83052010	Staples in strips for office use of base metal	2	8 965	0	6 243

Tabel 3 : Ekspor Indonesia menurut Komoditi ( Kode HS 8 digit )

Desember 2019

Kode H S	Uraian golongan barang	Berat bersih (Kg)		Nilai F.O.B. ( U S \$ )	
		Bulan ini	Kumulatif	Bulan ini	Kumulatif
(1)	(2)	(3)	(4)	(5)	(6)
83052020	Staples in strips for other than office use (example, upholstery, packaging) of iron or steel	185	11 110	14 760	85 430
83052090	Staples in strips for other than office use (example, upholstery, packaging) of other metal	-	513	-	1 800
83059010	Paper clips	-	1 031	-	7 896
83059090	Other office articles and part of base metal	20	9 710	1 427	26 615
83061000	Bells, gongs and the like, non-electric, of base metal	9 824	79 190	104 510	694 293
83062100	Statuetes and other ornaments plated with precious metal	2 175	25 651	12 937	175 114
83062910	Statuetes and other ornaments of copper or lead	10 813	384 650	102 896	2 653 217
83062920	Statuetes and other ornaments of nickel	-	49	-	7 373
83062930	Statuetes and other ornaments of aluminium	5 822	83 486	107 310	935 484
83062990	Statuetes and other ornaments of iron or steel	123 998	1 572 625	479 417	7 732 086
83063010	Photograph, picture or similar frames; mirrors : of copper	-	2 268	-	32 125
83063091	Metallic mirrors reflecting traffic views at road intersections or sharp corners of base metal	-	2 041	-	5 413
83063099	Photograph, picture or similar frames; mirrors made of base metal other than copper	11 277	182 958	63 289	902 985
83071000	Flexible tubing of base metal, with or without fittings of iron or steel	7 423	265 587	7 388	759 868
83079000	Flexible tubing of base metal, with or without fittings of other base metal	1 199	9 106	31 713	229 302
83081000	Hooks, eyes, eyelets of base metal used for clothing/clothing accessories, footwear, jewellery, watches, books, awnings, leather	6 919	62 357	77 569	561 579
83082000	Tubular or bifurcated rivets of base metal	3	2 969	13	8 979
83089010	Beads including parts of base metal	3 906	19 751	34 912	162 499
83089020	Spangles including parts of base metal	-	8	-	200
83089090	Clasps, frames with clasps, buckles, buckle-clasps of base metal	6 935	61 954	43 532	785 515
83091000	Crown corks of base metal	53 294	294 312	122 155	623 287
83099010	Capsules for bottles of base metal	-	357	-	5 089
83099020	Top ends of aluminium cans	172 156	1 617 185	803 351	6 531 185
83099070	Other caps for cans of base metal	195 072	1 972 710	257 453	3 345 475
83099081	Bottle caps; screw caps of aluminium	30	760	71	1 052
83099089	Bungs for metal drums; bung covers; seals; case corner protectors of aluminium	291	12 968	1 419	114 977
83099091	Bottle caps; screw caps of base metal other than aluminium	-	468	-	3 634
83099092	Bungs for metal drums; bung covers; seals; case corner protectors of base metal other than aluminium	-	119 595	-	444 321
83099099	Other packing accessories of base metal	12 933	88 396	133 589	833 225
83100000	Sign-plates, name-plates, address-plates and similar plates, numbers, letters, other symbols of base metal, excl head 94.05	357	10 134	12 208	276 243
83111010	Coated electrodes of base metal, for electric arc-welding in rolls	10	197 587	11	263 479
83111090	Coated electrodes of base metal, for electric arc-welding in a form other than rolls	457 234	6 427 692	848 972	12 699 483
83112021	Cored wire of alloy steel, by weight, contain >=4.5 % carbon and >=20 % chromium, for electric arc-welding in rolls	-	255	-	8 189
83112029	Cored wire of alloy steel, by weight, contain >=4.5 % carbon and >=20 % chromium, for electric arc-welding, in rods	-	2 187	-	20 274
83112090	Cored wire made of base metal other than alloy steel, for electric arc-welding	2 938	16 622	23 365	117 800
83113021	Cored wire of alloy steel, by weight, contain >=4.5 % C and >=20 % Cr, for soldering, brazing, welding by flame in rolls	101	12 107	965	91 124
83113029	Cored wire of alloy steel, by weight, contain >=4.5 % C and >=20 % Cr, for soldering, brazing, welding by flame, in rods	101	269	971	2 689

Tabel 3 : Ekspor Indonesia menurut Komoditi ( Kode HS 8 digit )

Desember 2019

Kode H S	Uraian golongan barang	Berat bersih (Kg)		Nilai F.O.B. ( U S \$ )	
		Bulan ini	Kumulatif	Bulan ini	Kumulatif
(1)	(2)	(3)	(4)	(5)	(6)
83119000	Wire and rods, of agglomerated base metal powder, used for metal spraying	1 425	37 742	34 565	755 296
84012000	Machinery and apparatus for isotopic separation, and partsthereof	-	15	-	400
84013000	Fuel elements (cartridges), non-irradiated for nuclearreactors	73	153	4 380	14 173
84021110	Watertube boilers with a steam production>45 ton/hour electrically operated, other than central heating hot water	5	43 730	2	201 976
84021120	Watertube boilers with a steam production>45 ton/hour,notelectrically operated, other than central heating hot water	-	862	-	165
84021211	Watertube boilers,with a 15 ton/hour<steam production<= 45ton/hour, electric operated, oth than central heating hotwater	-	8 616	-	24 040
84021219	Watertube boilers with a steam production <15 ton/ hour , electric operated, oth than central heating hotwater	17 560	213 527	206 350	2 266 626
84021229	Watertube boilers with a steam production <15 ton/ hour ,not electric operated, oth than central heating hotwater	-	73 817	-	249 468
84021919	Boilers,includ hybrid boiler, steam production<=15 ton/hourelectrically operated, other than central heating hot water	-	309	-	10 120
84021929	Boilers,includ hybrid boiler, steam production<=15 ton/hourno electrically operated, other than central heating hot water	13 871	50 598	1 920	8 611
84022010	Super-heated water boilers, electric operated, oth than central heating hotwater	-	236 868	-	1 556 143
84029090	Parts for Steam/other vapour generating boilers,oth than boiler bodies, shells or casings	134 427	627 186	577 907	3 226 930
84031000	Boilers for central heating boilers, other than those of heading 84.02.	632	210 149	19 895	943 955
84039090	Parts for central heating boilers, oth than Boiler bodies, shells or casings	242 344	1 195 136	1 164 036	6 300 116
84041011	Soot removers (soot blowers) for use with boilers of heading 84.02	-	35	-	199
84041019	Economisers,super-heaters,gas recoverers (Auxiliary plant)for use with boilers of heading 84.02	-	189 698	-	6 915 815
84042000	Condensers (Auxiliary plant) for steam/ other vapour power units for use with boilers of heading 84.02 or 84.03	309 545	1 940 004	824 447	7 903 702
84049029	Part for use Auxiliary plant,oth than of bodies,shells/casings (of goods of subheadings 8404.10.20)	-	2	-	17
84049090	Part for use condensers/ Auxiliary plant ( subheadings 8404.20.00)	321	4 562	2 681	71 680
84051000	Producer gas or water gas generators, with/out purifiers; acetylene gas generators and similar water process gas	-	7 680	-	308 923
84059000	Parts of producer gas or water gas generators, with/out purifiers; acetylene gas generators and similar	-	110	-	2 859
84061000	Steam turbines and other vapour turbines.for marine propulsion	-	19	-	2 668
84068210	Steam and other vapour Turbines, output <=5 MW,for other than for marine propulsion	-	15 400	-	100 482
84069000	Part steam and other vapour turbines	26 935	1 613 508	290 567	12 485 908
84071000	Spark-ignition reciprocating or rotary internal combustion piston engines for Aircraft	5 000	34 165	2 681 976	11 224 758
84072110	Spark-ignition reciprocating or rotary internal combustion,a power <=22.38kW/30 hp, for outboard motors	-	10 065	-	40 193



Tabel 3 : Ekspor Indonesia menurut Komoditi ( Kode HS 8 digit )

Desember 2019

Kode H S	Uraian golongan barang	Berat bersih (Kg)		Nilai F.O.B. ( U S \$ )	
		Bulan ini	Kumulatif	Bulan ini	Kumulatif
		(1)	(2)	(3)	(4)
84072190	Spark-ignition reciprocating or rotary internal combustion,a power>22.38kW/30 hp, for outboard motor	804	31 606	31 936	167 181
84072920	Spark-ignition reciprocating or rotary internal combustionfor marine propulsion engines,a power <=22.38kW/30 hp,	7 353	57 136	98 249	697 497
84072990	Spark-ignition reciprocating or rotary internal combustionfor marine propulsion engines,a power >22.38kW/30 hp,	-	3 531	-	63 971
84073100	Spark-reciprocating piston engines, cylinder capacity<=50 cc, for vehicles of Chapter 87	-	11	-	1 086
84073211	Spark-reciprocating piston engines, cylinder capacity50 < cc <=110, for vehicles of Chapter 87.01	-	2 194	-	3 813
84073212	Spark-reciprocating piston engines, cylinder capacity50 < cc <=110, for vehicles of Chapter 87.11	98 120	510 891	1 327 177	6 493 508
84073219	Spark-reciprocating piston engines, cylinder capacitycylinder capacity 50 < cc <=110, oth than 8701 or 8711	-	1 013	-	8 515
84073222	Spark-reciprocating piston engines, cylinder capacity110 < cc <=250, for vehicles of Chapter 87.01	1 202 370	19 638 263	15 103 335	201 488 763
84073229	Spark-reciprocating piston engines, cylinder capacitycylinder capacity 110 < cc <=250, oth than 8701 or 8711	2 766	37 088	21 873	388 160
84073320	Spark-reciprocating piston engines, cylinder capacity250 < cc <=1000, for vehicles of Chapter 87.01	95 760	99 088	2 228 251	2 315 209
84073390	Spark-reciprocating piston engines, cylinder capacitycylinder capacity 250 < cc <=1000, oth than 8701 or 8711	-	473	-	10 309
84073440	Full assembled,spark- reciprocating piston engines,cylindercapacity<=1,100cc, pedestrian controlled tractors	1 200	1 500	17 438	17 763
84073450	Full assembled,spark- reciprocating piston engines,cylindercapacity<=1,100cc, for vehicles of Chapter 87.01	-	852	-	30 388
84073471	Full assembled,spark- reciprocating piston engines,cylindercapacity<=2000cc, for vehicles of Chapter 87	632 575	8 133 662	7 956 993	101 545 459
84073472	Full assembled,spark- reciprocating piston engines,cylindercapacity 2000< cc <=3000, for vehicles of heading 87	268 230	3 476 264	2 629 703	33 451 412
84073473	Full assembled,spark- reciprocating piston engines,cylindercapacity>3000 cc, for vehicles of Chapter 87	-	77 883	-	753 346
84073492	Assembled not complet, spark-reciprocating piston engines, cylinder capacity<=1,100cc, for vehicles of Chapter 87.01	106 800	1 785 284	1 003 707	16 649 016
84073494	Assembled not complet, spark-reciprocating piston engines, cylinder capacity<=2000cc, for vehicles of Chapter 87	971 341	10 702 960	6 199 412	69 440 194
84073495	Assembled not complet, spark-reciprocating piston engines, cylinder capacity 2000< cc <=3000, for vehicles of head 87	110 250	1 862 809	905 014	15 051 497
84079010	Oth Spark-ignition reciprocating/rotary internal combustionpiston engines, of a power<=18.65 kW	-	33	-	1 711
84079020	Oth Spark-ignition reciprocating/rotary internal combustionpiston engine,a power 18.65< KW <= 22.38	-	200	-	1 566
84079090	Oth Spark-ignition reciprocating/rotary internal combustionpiston engines, of a power > 22.38 kW	-	102 694	-	447 988
84081020	Diesel or semi-diesel engines ,a power 22.38< kW <=100 for marine propulsion	400	400	400	400
84081030	Diesel or semi-diesel engines ,a power 100< kW <=750 for marine propulsion	14 759	40 143	46 681	86 579
84081090	Diesel or semi-diesel engines ,a power >750 kW for marine propulsion	5 811	70 015	305 687	1 610 842

Tabel 3 : Ekspor Indonesia menurut Komoditi ( Kode HS 8 digit )

Desember 2019

Kode H S	Uraian golongan barang	Berat bersih (Kg)		Nilai F.O.B. ( U S \$ )	
		Bulan ini	Kumulatif	Bulan ini	Kumulatif
(1)	(2)	(3)	(4)	(5)	(6)
84082010	Fully assembled , Diesel/ semi-diesel engines for vechiles of subheading 8701.10	-	133	-	2 601
84082021	Fully assembled , Diesel/ semi-diesel engines, a cylinder capacity<=2000 cc, for vehicles of heading 87	-	3 495	-	33 589
84082022	Fully assembled , Diesel/ semi-diesel engines, a cylinder capacity 2000< cc<=3500 cc, for vehicles of heading 87	-	117 608	-	1 104 029
84082093	Assembled not complet, Diesel or semi-diesel engines, of of subheading 8701.10	-	1 120	-	24 852
84082096	Assembled not complet, Diesel or semi-diesel engines, of cylinder capacity>3500 cc, for vehicles of heading 87	30 940	81 022	378 053	998 878
84089010	Other diesel or semi-diesel engines, a power <= 18.65 kW	-	26 871	-	269 510
84089051	Diesel or semi-diesel engines, power>100 kw, used of head 84.29 or 84.30 (example bulldozer, pile-driver, excavator)	84 035	2 023 219	1 480 889	39 899 675
84089059	Other Diesel or semi-diesel engines Of a power exceeding 100 kW	36 105	671 790	287 991	5 090 350
84089091	Diesel or semi-diesel engines, power<100 kw, used of head 84.29 or 84.30 (example bulldozer, pile-driver, excavator)	-	2 025	-	300
84089092	Diesel or semi-diesel engines, a power<=100 kw of a kind used for railway locomotives or tramway vehicles	-	430	-	4 760
84089099	Other Diesel or semi-diesel engines, a power<100 kW	74 294	559 429	545 409	4 695 144
84091000	Parts of spark-ignition combustion piston engine, for aircraft	-	159 764	-	5 008 920
84099111	Carburettors and parts of gasoline engines, for heading 84.29 or 84.30 (exam; bulldozers, excavators, pile driver)	34	825	272	9 244
84099112	Cylinder blocks, crank cases of gasoline engines for heading 84.29 or 84.30 (example; excavators, pile driver)	-	3 487	-	28 485
84099113	Cylinder liner, with an internal diameter 50< mm <=155, of gasoline engines, for heading 84.29 or 84.30	663	20 008	12 507	303 947
84099114	Cylinder liner, with an internal diameter >155 mm, of gasoline engines, for heading 84.29 or 84.30	962	9 312	1 137	2 263
84099115	Cylinder heads and head covers, gasoline engines, for heading 84.29 or 84.30	600	82 818	2 380	297 414
84099116	Pistons, with an internal diameter 50< mm <=155, of gasoline engines, for heading 84.29 or 84.30	-	3 958	-	799 851
84099117	Pistons, with an internal diameter >155 mm, of gasoline engines, for heading 84.29 or 84.30	6 874	74 298	94 236	917 188
84099118	Piston rings and gudgeon pins, of gasoline engine, for heading 84.29 or 84.30	21 164	238 096	1 176 646	12 584 352
84099119	Other parts undefined of gasoline engine for heading 84.29 or 84.30	77 713	1 185 518	376 112	5 994 439
84099121	Carburettors and parts of gasoline engines, for vehicles of heading 87.01	-	1	-	30
84099122	Cylinder blocks, crank cases of gasoline engines, for vehicles of heading 87.01	-	78	-	2 334
84099124	Cylinder liner, with an internal diameter >155 mm, of gasoline engines, for vehicles of heading 87.01	-	321	-	5 923
84099126	Pistons, with an internal diameter 50< mm <=155, of gasoline engines, for vehicles of heading 87.01	-	4 140	-	64 906
84099128	Piston rings and gudgeon pins, of gasoline engines, for vehicles of heading 87.01	-	4	-	78
84099129	Other parts undefined of gasoline engine for vehicles of heading 87.01	9	6 365	1 514	74 642
84099131	Carburettors and parts of gasoline engines, for vehicles of heading 87.11	4 120	46 936	168 224	1 626 936
84099132	Cylinder blocks, crank cases of gasoline engines, for vehicles of heading 87.11	10 825	192 994	130 296	2 196 576

Tabel 3 : Ekspor Indonesia menurut Komoditi ( Kode HS 8 digit )

Desember 2019

Kode H S	Uraian golongan barang	Berat bersih (Kg)		Nilai F.O.B. ( U S \$ )	
		Bulan ini	Kumulatif	Bulan ini	Kumulatif
(1)	(2)	(3)	(4)	(5)	(6)
84099134	Cylinder liner,with an internal diameter 50< mm <=155, of gasoline enginess, for heading 8701	-	130	-	288
84099135	Cylinder liner,with an internal diameter >155 mm, of gasoline enginess, for vehicles of heading 87.11	63 411	1 009 632	443 476	7 071 216
84099137	Pistons, with an internal diameter 50< mm <=155, of gasoline engines, for vehicles of heading 87.11	7 396	90 781	230 244	3 248 859
84099138	Piston rings and gudgeon pins, of gasoline engines, for vehicles of heading 87.11	829	13 022	40 333	594 974
84099139	Other parts undefinied of gasoline engine for vehicles of heading 87.11	116 618	1 475 546	3 952 350	45 575 528
84099141	Carburettors and parts of gasoline engines, for vehicles of chapt 87, oth than 8701 or 87.11	18 302	410 761	1 463 404	20 442 525
84099142	Cylinder blocks,crank cases of gasoline enginess, for vehicles of chapt 87, oth than 8701 or 87.11	220 236	2 920 048	1 062 553	14 301 823
84099144	Cylinder liner,with internal diameter >155 mm,of gasoline enginess,for vehicles of chapt 87,oth than 8701 or 8711	3 456	38 170	51 959	599 539
84099145	Cylinder heads and head covers, of gasoline engine,for vehicles of chapt 87,oth than 8701 or 8711	61 660	1 006 061	265 833	5 787 270
84099146	Pistons, with an external diameter 50<= mm< 155 for other vehicles of chapt 87, oth than 8701 or 87.11	67	15 977	1 935	311 002
84099147	Pistons, with an external diameter >155 mm for other vehicles of chapt 87, oth than 8701 or 87.11	66	332	2 002	11 624
84099148	Piston rings and gudgeon pins for other vehicles of Chapter87, oth than 8701 or 87.11	25 085	343 573	2 336 424	33 812 806
84099149	Other parts undefinied of gasoline engine for other vehicleof chapt 87, oth than 8701 or 87.11	243 853	3 721 710	3 373 159	50 593 807
84099152	Cylinder liner,with an internal diameter 50<mm<=155, of gasoline engine, power <= 22.38 kW, propulsion for vessels of Chapter 89	-	41	-	937
84099154	Pistons, with an external diameter of 50<= mm<155mm,of gasoline engine,power<=22.38 kW,propulsion for vessels of Chapter 89	1	27	1	446
84099159	Other parts undefinied of gasoline engine,a power<= 22.38 kW, propulsion for vessels of Chapter 89	4 445	534 198	17 640	1 767 384
84099163	Other cylinder liners, gasoline engine, a power >22,38 KW, propulsion for vessels of Chapter 89	-	29 737	-	25 508
84099164	Pistons, with an external diameter of 50<= mm< 155 mm, ofgasoline engine, power > 22.38 kW, propulsion for vessels of Chapter 89	-	21 412	-	17 978
84099169	Other parts undefinied of gasoline engine,a power> 22.38 kW, propulsion for vessels of Chapter 89	-	8 586	-	12 765
84099171	Cylinder blocks,crank cases of gasoline engines, for other than vehicle or marine propulsion	-	16	-	3 170
84099172	Cylinder liner,with an internal diameter 50< mm <=155, for other than vehicle or marine propulsion	-	607	-	10 718
84099174	Cylinder heads and head covers, of gasoline engine, forother than vehicle or marine propulsion	-	1	-	1 018
84099177	Pistons, with an external diameter >155 mm, of gasolineengine, for other than vehicle or marine propulsion	602	4 391	8 094	49 023
84099178	Piston rings and gudgeon pins of gasoline engine forother than vehicle or marine propulsion	-	270	-	22 564
84099179	Other parts undefinied of gasoline engine, for other than vehicle or marine propulsion	41 997	538 636	836 723	10 985 574
84099911	Carburettors&parts thereof,for diesel engines of heading 84.29 or 84.30 ( example;buldozer,pile-driver,excavator)	-	10 457	-	20 379
84099912	Cylinder blocks; crank cases, for diesel engines of heading 84.29 or 84.30 ( example;buldozer,pile-driver,excavator)	-	98 491	-	611 501
84099913	Cylinder liner,with an internal diameter 50< mm <=155, fordiesel engines of heading 84.29 or 84.30	-	1 321	-	4 315

Tabel 3 : Ekspor Indonesia menurut Komoditi ( Kode HS 8 digit )

Desember 2019

Kode H S	Uraian golongan barang	Berat bersih (Kg)		Nilai F.O.B. ( U S \$ )	
		Bulan ini	Kumulatif	Bulan ini	Kumulatif
(1)	(2)	(3)	(4)	(5)	(6)
84099914	Cylinder liner,with an internal diameter >155 mm, for diesel engines of machinery of heading 84.29 or 84.30	6 499	13 211	112 983	208 467
84099915	Cylinder heads and head covers, for diesel engines of machinery of heading 84.29 or 84.30	-	13	-	425
84099917	Piston, with an internal diameter >155 mm, for diesel engines of machinery of heading 84.29 or 84.30	2 089	62 114	54 700	1 985 365
84099918	Piston rings and gudgeon pins, for diesel engines machinery of heading 84.29 or 84.30	46	610	2 355	38 016
84099919	Other parts undefined for diesel engines of machinery heading 84.29/ 84.30 ( exam;buldozer,pile-driver,excavator)	414	82 994	5 216	467 076
84099921	Carburettors and parts there of, for diesel engines of vehicles of heading 87.01 (tractors)	-	5	-	747
84099922	Cylinder blocks;crank cases,for diesel engines of vehicles of heading 87.01 (tractors)	168 548	763 433	596 489	2 710 912
84099923	Cylinder liner,with 50 mm < an internal diameter <= 155 mm for diesel engines of vehicles of heading 87.01 (tractors)	-	5	-	9
84099925	Cylinder heads and head covers,for diesel engines of vehicles of heading 87.01 (tractors)	-	1 079 112	-	3 565 604
84099926	Piston, with 50 mm < an internal diameter <= 155 mm, for diesel engines of vehicles of heading 87.01 (tractors)	-	340	-	23 882
84099929	Parts of tractors engines, other than carburettor, piston & cylinder	1	101	11 222	12 560
84099931	Carburettor and part thereof for motorcycle & cycle fitted with an auxiliary motor, with/without side-car, side-car	-	1 322	-	24 041
84099932	Cylinder block; crank case for motorcycle & cycle fitted with an auxiliary motor, with/without side-car, side-car	-	53	-	61
84099933	Cylinder liner for motorcycle & cycle fitted with an auxiliary motor, with/without side-car, side-car	5	5	100	100
84099935	Piston for motorcycle & cycle fitted with an auxiliary motor, with/without side-car, side-car	-	53	-	60
84099936	Piston ring & gudgeon pin for motorcycle & cycle fitted with an auxiliary motor, with/without side-car, side-car	7 154	27 416	62 746	242 744
84099939	Part of motorcycle engine, other than carburettor, blok cilinder, crank case, piston & cylinder	-	190	-	6 166
84099941	Carburettor and part thereof for vehicle of Chapter 87, other than of heading 87.01 & 87.11	341	1 180	10 831	35 666
84099942	Cylinder block; crank case for vehicle of Chapter 87, other than of heading 87.01 & 87.11	898 894	14 780 877	3 900 333	46 722 513
84099944	Cylinder liner with internal diameter > 155 mm for vehicle of Chapter 87, other than of heading 87.01 & 87.11	1	37	4	1 667
84099945	Cylinder head and head cover for vehicle of Chapter 87, other than of heading 87.01 & 87.11	114 485	255 423	694 852	1 513 221
84099948	Piston ring & gudgeon pin for vehicle of Chapter 87, other than of heading 87.01 & 87.11	7 766	75 392	823 052	7 472 370
84099949	Part of vehicle of Chapter 87, other than carburettor, piston & cylinder, exclude of heading 87.01 & 87.11	216 232	3 318 882	4 030 586	61 949 220
84099959	Parts of marine propulsion engine of a power <= 22.38 kW, other than piston & cylinder	149	17 159	4 905	206 574
84099962	Cylinder liner with 50 mm <= internal diameter <= 155 mm for marine propulsion engine of a power > 22.38 kW	1 407 028	18 254 654	3 013 667	40 151 047
84099963	Cylinder liner with internal diameter > 155 mm for marine propulsion engine of a power > 22.38 kW	-	711	-	1 009
84099965	Piston with external diameter >155 mm for marine propulsion engine of a power > 22.38 kW	-	3 451	-	4 050
84099969	Parts of marine propulsion engine of a power > 22.38 kW, other than piston & cylinder	604 781	1 940 162	4 155 082	17 086 977

Tabel 3 : Ekspor Indonesia menurut Komoditi ( Kode HS 8 digit )

Desember 2019

Kode H S	Uraian golongan barang	Berat bersih (Kg)		Nilai F.O.B. ( U S \$ )	
		Bulan ini	Kumulatif	Bulan ini	Kumulatif
(1)	(2)	(3)	(4)	(5)	(6)
84099971	Carburettor and part thereof for engine of heading 84.07 or84.08	-	2 166	-	53 014
84099972	Cylinder blocks; crank cases for engine of heading 84.07 or84.08	12 408	19 206	24 300	191 822
84099973	Cylinder liner with 50 mm <= internal diameter <= 155 mmfor engine of heading 84.07 or 84.08	1 280	2 441	10 388	19 963
84099974	Cylinder liner with internal diameter > 155 mm for engineof heading 84.07 or 84.08	960	1 298	2 745	4 974
84099975	Cylinder head and head cover for engine of heading 84.07 or84.08	12 665	81 038	174 952	947 347
84099977	Piston with external diameter>155 mm for engine of heading84.07 or 84.08	8 838	9 810	99 675	200 007
84099978	Piston ring & gudgeon pin for engine of heading 84.07/84.08	-	31	-	2 947
84099979	Part of engine of heading 84.07 or 84.08, other than carburettor, piston & cylinder	109 350	1 022 072	1 349 857	12 938 860
84101100	Hydraulic turbines & water wheels of a power <= 1,000 kW	-	6 825	-	110 908
84109000	Parts of hydraulic turbines, water wheels, and regulators	1 363	16 335	1 536	81 960
84111200	Turbo-jets of a thrust > 25 kN	5 000	20 820	500 000	5 077 481
84112100	Turbo-propellers of a power <= 1,100 kW	251	982	1 700	15 800
84112200	Turbo-propellers of a power > 1,100 kW	-	7 375	-	1 042 680
84118100	Gas turbines of a power <= 5,000 kW	938	10 013	4 450	227 932
84118200	Gas turbines of a power > 5,000 kW	-	10 568	-	4 322 879
84119100	Part of turbo-jets or turbo-propellers	1 533	23 969	573 351	14 646 310
84119900	Part of other gas turbines	32 315	275 313	10 263 132	61 683 600
84121000	Reaction engines other than turbo-jets	-	3 603	-	115 647
84122100	Hydraulic power engine&motor with linear acting (cylinder)	76 046	1 851 124	910 978	13 958 550
84122900	Hydraulic power engine&motor with non-linear acting(not cylinder)	12 241	102 499	183 982	2 157 117
84123100	Pneumatic power engine&motor with linear acting (cylinder)	32	4 201	1 666	164 726
84123900	Pneumatic power engine&motor with non-linear acting(not cylinder)	14 502	24 719	221 066	795 747
84128000	Engines; pneumatic power engines and motors, n.e.c. in heading no. 8412	2 082	25 968	5 519	419 074
84129010	Part of reaction engines other than turbo-jets	-	968	-	56 017
84129020	Part for steam/other vapour power unit incorporating boiler	266	3 348	21 717	260 095
84129090	Part of hydraulic & pneumatic power engine and motor	40 118	341 591	667 094	8 948 101
84131100	Pump for dispensing fuel/lubricant, used in filling-stationor in garages	81	2 764	540	55 872
84131910	Pump fitted with measuring device,electrically operated,excl for dispensing fuel/lubricant in filling-station/garage	230	5 370	3 840	108 416
84131920	Pump fitted with measuring device,not-electrically operatedexcl for dispensing fuel/lubricant in filling-station/garage	355	1 495	212	14 237
84132010	Water pumps	35 092	173 744	69 446	661 686
84132020	Breast pumps	153	1 642	7 296	71 049
84132090	Hand pumps, other than water pump and breast pump	5 762	37 697	85 098	380 883
84133030	Fuel pumps used for engine of motor vehicle designed for transport persons (incl station wagon& racing car) or goods	7 607	89 792	531 477	4 858 980
84133040	Water pumps used for engine of motor vehicle designed for transport persons (incl station wagon& racing car) or goods	62	770	1 623	20 023
84133051	Oth water pump for internal combustion piston engine (ex:marine) with inlet diameter <= 200 mm, centrifugal type	-	185	-	3 406

Tabel 3 : Ekspor Indonesia menurut Komoditi ( Kode HS 8 digit )

Desember 2019

Kode H S	Uraian golongan barang	Berat bersih (Kg)		Nilai F.O.B. ( U S \$ )	
		Bulan ini	Kumulatif	Bulan ini	Kumulatif
(1)	(2)	(3)	(4)	(5)	(6)
84133052	Oth water pump for internal combustion piston engine (ex:marine) with inlet diameter > 200 mm, centrifugal type	-	103	-	2 904
84133090	Lubricating medium pump for internal combustion pistonengine	107 213	699 539	3 218 098	26 361 364
84134000	Concrete pumps	15	15 217	90	43 423
84135031	Water pumps on reciprocating positive displacement, with flow rate <= 8,000 m3/h, electrically operated	-	648	-	5 449
84135090	Other reciprocating positive displacement pumps (ex: waterpump) with flow rate > 13,000 m3/h	8 804	151 398	130 969	1 295 856
84136031	Water pumps on rotary positive displacement, with a flow rate <= 8,000 m3/h, electrically operated	73	8 055	396	38 642
84136040	Water pumps on rotary positive displacement, with 8,000 m3/h < a flow rate <= 13,000 m3/h	10	247	32	303
84136090	Other rotary positive displacement pumps (ex: water pump)with flow rate > 13,000 m3/h	2	19 832	521	137 449
84137011	Single stage water pump for belt drive/direct coupling withinlet diameter <= 200 mm, centrifugal type	-	279	-	5 139
84137019	Single stage water pump for belt drive/direct coupling withinlet diameter > 200 mm, centrifugal type	84 804	1 480 000	437 365	8 355 485
84137031	Submersible water pumps with inlet diameter <= 200 mm,centrifugal type	55	2 155	492	37 866
84137039	Submersible water pumps with inlet diameter > 200 mm,centrifugal type	1 898	101 803	62 060	416 212
84137042	Oth water pump with flow rate<= 8,000 m3/h & inlet diameter<= 200 mm, electrically operated, centrifugal type	1 000	119 091	4 815	738 485
84137043	Oth water pump with flow rate<= 8,000 m3/h & inlet diameter<= 200 mm, not electrically operated, centrifugal type	-	101	-	1 260
84137049	Oth water pump with flow rate<= 8,000 m3/h & inlet diameter>200 mm, whether/not electrically operated, centrifugal type	578	4 115	7 939	59 626
84137059	Oth water pump with 8,000 m3/h < flow rate <= 13,000 m3/h& inlet diameter > 200 mm, centrifugal type	-	31	-	2 103
84137099	Other water pumps with flow rate > 13,000 m3/h & inletdiameter > 200 mm, centrifugal type	2 436	36 229	11 629	433 664
84138113	Water pumps with flow rate <= 8,000 m3/h, electrically operated	190 007	2 988 062	912 064	14 500 445
84138114	Water pumps with flow rate <= 8,000 m3/h, not electricallyoperated	-	727	-	6 461
84138115	Water pumps with 8,000 m3/h < flow rate <= 13,000 m3/h	-	3 059	-	18 421
84138119	Water pumps with flow rate > 13,000 m3/h, whethe/notelectrically operated	19 635	251 512	255 139	2 702 532
84138210	Liquid elevators, electrically operated	187	17 141	723	98 781
84138220	Liquid elevators, not electrically operated	-	1 860	-	9 042
84139110	Parts of water pumps	15 964	272 429	72 915	1 526 059
84139120	Parts of breast pump and hand pump (other than water pump)	-	47 399	-	424 172
84139130	Parts of single stage water pumps for belt drive or directcoupling with inlet diameter<= / > 200 mm, centrifugal type	1	22 609	50	428 766
84139140	Parts of submersible water pump & oth water pump with flowrate <= & / > 13,000 m3/h & inlet diameter <= / > 200 mm	19 333	419 240	114 979	1 675 407
84139190	Part of fuel/lubricating/cooling medium pump,concrete pump,reciprocating/rotary positive displacement water pump	102 216	1 504 774	2 195 656	29 333 864
84139200	Parts of liquid elevators	-	14 729	-	6 614
84141000	Vacuum pumps	9 096	47 186	180 540	545 940
84142010	Bicycle pumps	65	796	58	2 387
84142090	Hand or foot operated air pumps other than bicycle pumps	1 881	60 019	3 892	732 730

Tabel 3 : Ekspor Indonesia menurut Komoditi ( Kode HS 8 digit )

Desember 2019

Kode H S	Uraian golongan barang	Berat bersih (Kg)		Nilai F.O.B. ( U S \$ )	
		Bulan ini	Kumulatif	Bulan ini	Kumulatif
(1)	(2)	(3)	(4)	(5)	(6)
84143040	Compressors used in refrigerating equip, with refrigerationcapacity > 21.10 kW or displacement revolution >= 220 cc	12 047	79 761	27 560	700 045
84143090	Compressors used in refrigerating equip, with refrigerationcapacity <= 21.10 kW or displacement revolution < 220 cc	8 208	317 381	138 638	3 765 959
84144000	Air compressors mounted on a wheeled chassis for towing	16 253	278 131	116 266	1 336 862
84145110	Table & box fans with a self-contained electric motor of anoutput <= 125 W	34 359	63 511	79 073	131 708
84145191	Floor,wall,window,ceiling/roof fans of an output <= 125 Wwith protective screen	2 147	21 180	13 263	131 499
84145199	Floor,wall,window,ceiling/roof fans of an output <= 125 Wwith un-protective screen	2 847	49 732	4 698	303 733
84145920	Explosion-proof air fans used in underground mining ofa capacity <= 125 kW	-	3 241	-	41 086
84145930	Blowers of a capacity <= 125 kW	3 435	79 117	80 718	970 787
84145941	Fans excl: table/floor/wall/similar; explossion-proof air;blower, with capacity <= 125 kW & protective screen	-	10	-	18
84145949	Fans excl: table/floor/wall/similar; explossion-proof air;blower, with capacity <= 125 kW & protective screen	39 625	49 806	812 814	1 023 768
84145950	Blowers of a capacity > 125 kW	697	6 252	22 312	137 587
84145991	Fans excl: table/floor/wall/similar; blower, with capacity> 125 kW & protective screen	-	13 786	-	125 750
84145992	Explosion-proof air fans used in underground mining withcapacity > 125 kW	50	1 442	6 016	48 835
84145999	Fans excl: table/floor/wall/similar; blower, with capacity> 125 kW & un-protective screen	4 132	10 050	17 220	87 842
84146011	Laminar airflow cabinets fitted with filters in horizontalside <= 120 cm	10 462	1 653 147	39 929	9 150 412
84146019	Hoods ventilation fitted with filter in horizontal side<= 120 cm, other than laminar air flow cabinets	5 198	192 139	28 946	893 208
84146091	Hood ventilation not fitted with filter, for industrial usein horizontal side <= 120 cm	-	120	-	2 056
84146099	Hood ventilation not fitted with filter, not for industrialuse in horizontal side <= 120 cm	636	5 152	12 180	96 308
84148011	Laminar airflow cabinets fitted with filters in horizontalside > 120 cm	125 896	555 188	762 582	3 466 397
84148019	Hoods ventilation fitted with filter in horizontal side> 120 cm, other than laminar air flow cabinets	487	117 628	2 927	139 072
84148021	Hood ventilation not fitted with filter, for industrial usein horizontal side > 120 cm	2 000	2 006	13 193	13 236
84148029	Hood ventilation not fitted with filter, not for industrialuse in horizontal side > 120 cm	350	24 210	2 137	42 225
84148030	Free-piston generators for gas turbines	90	67 179	1 052	1 639 007
84148041	Gas compression module for use in oil drilling operations	885	2 567 680	21 652	15 723 642
84148042	Compressors used for automotive air conditioners	581 109	9 258 898	9 444 807	155 791 012
84148043	Sealed units for air conditioning machines	-	224	-	14 356
84148049	Compressor excl for refrigerating equip, air, gas in oildrill operation, automotive AC & sealed unit for AC machine	376 886	1 671 194	1 997 155	14 484 975
84148050	Air pumps with horizontal side > 120 cm	79 129	1 275 334	767 592	12 032 569
84148090	Hoods ventilation with horizontal side > 120 cm	24	44 295	608	445 118
84149021	Parts of AC machine, refrigerator, electro-mechanicaldomestic app & electric instantaneous/storage water heater	4 373	24 706	21 310	270 608
84149022	Parts of blowers	-	3 281	-	36 974
84149029	Parts of table, floor, wall, window, ceiling/roof fans &explosion-proof air fans	23 052	282 638	295 515	4 062 768
84149031	Parts of hoods ventilation fitted/not with filter inhorizontal side <= 120 cm	4 895	165 100	108 473	1 618 372

Tabel 3 : Ekspor Indonesia menurut Komoditi ( Kode HS 8 digit )

		Desember 2019			
Kode H S	Uraian golongan barang	Berat bersih (Kg)		Nilai F.O.B. ( U S \$ )	
		Bulan ini	Kumulatif	Bulan ini	Kumulatif
(1)	(2)	(3)	(4)	(5)	(6)
84149032	Parts of hoods ventilation fitted/not with filter in horizontal side > 120 cm	-	17 211	-	125 325
84149041	Parts of vacuum pumps for electrically operated machines	-	25 595	-	66 749
84149050	Parts of hand or foot operated air pumps	-	6	-	35
84149060	Parts of compressors used in refrigerating equipment	4 674	151 373	75 422	2 423 835
84149071	Parts of air compressors mounted on wheeled chassis for towing for electrically operated machines	-	231	-	782
84149091	Part of free piston generator, oil drilling gas/automotive AC/sealed unit AC compressor for electrically operated	6 741	189 982	107 049	1 563 857
84149092	Part of free piston generator, oil drilling gas/automotive AC/sealed unit AC compressor for not electrically operated	350	37 052	42 256	431 669
84151010	AC machines of cooling capacity <= 26.38kW fixed to window, wall, ceiling/floor, self-contained/split-system	1 016 280	3 518 528	5 212 906	17 197 428
84151090	AC machines of cooling capacity > 26.38kW fixed to window, wall, ceiling/floor, self-contained/split-system	6 188	209 780	79 688	991 929
84152010	AC machines of cooling capacity <= 26.38 kW used for person in motor vehicles	2 660	45 007	80 211	1 050 346
84152090	AC machines of cooling capacity > 26.38 kW used for person in motor vehicles	285	294 123	25	6 229 329
84158111	AC mach of cooling capacity <= 21.10kW, incorp refrigerating & reversible heat pump, used in aircraft	-	35 956	-	324 068
84158119	AC mach of cooling capacity <= 21.10kW & air flow rate > 67.96m <sup>3</sup> /min, incorp refrigerating & reversible heat pump, in aircraft	574	617	711	2 521
84158129	AC mach of cooling capacity > 26.38kW, incorp refrigerating & reversible heat pump, used in railway rolling stock	-	4	-	10
84158139	AC mach of cooling capacity > 26.38kW, incorp refrigerating & reversible heat pump, used in motor vehicle not for person	186	1 353	6 357	46 213
84158191	AC mach of cooling capacity > 21.10kW & air flow rate > 67.96m <sup>3</sup> /min, incorp refrigerating & reversible heat pump, in marine	133	2 371	17 782	209 462
84158193	AC mach of cooling capacity <= 21.10kW & air flow rate > 67.96m <sup>3</sup> /min, incorp refrigerating & reversible heat pump, in marine	5	96	28	202
84158199	AC mach of cooling capacity > 26.38kW & air flow rate > 67.96m <sup>3</sup> /min, incorp refrigerating & reversible heat pump, in marine	-	2	-	55
84158219	AC mach of cooling capacity <= 21.10kW & air flow rate > 67.96m <sup>3</sup> /min, incorp refrigerating unit, used in aircraft	-	3 693	-	12 174
84158229	AC mach of cooling capacity > 26.38kW, incorp refrigerating unit, used in railway rolling stock	-	8 000	-	527 911
84158239	AC mach of cooling capacity > 26.38kW, incorp refrigerating unit, used in motor vehicle not for person	60	98	1 949	4 675
84158291	AC mach of cooling capacity <= 26.38kW, incorp refrigerating unit, used in marine	-	93	-	579
84158299	AC mach of cooling capacity > 26.38kW, incorp refrigerating unit, used in marine	-	6 345	-	55 926
84158311	AC mach of cooling capacity > 21.10kW & air flow rate > 67.96m <sup>3</sup> /min, not incorp refrigerating unit, used in aircraft	3 020	6 755	16 662	56 664
84158319	AC mach of cooling capacity <= 21.10kW & air flow rate > 67.96m <sup>3</sup> /min, not incorp refrigerating unit, used in aircraft	-	3 971	-	25 719
84158329	AC mach of cooling capacity > 26.38 kW, not incorporating refrigerating unit, used in railway rolling stock	-	7 040	-	50 347



Tabel 3 : Ekspor Indonesia menurut Komoditi ( Kode HS 8 digit )

Desember 2019

Kode H S	Uraian golongan barang	Berat bersih (Kg)		Nilai F.O.B. ( U S \$ )	
		Bulan ini	Kumulatif	Bulan ini	Kumulatif
		(1)	(2)	(3)	(4)
84158339	AC mach of cooling capacity > 26.38 kW, not incorporatingrefrigerating unit, used in motor vhcl not for person	-	15	-	266
84158391	AC mach of cooling capacity <= 26.38 kW, not incorporatingrefrigerating unit, used in marine	-	3 056	-	81 078
84158399	AC mach of cooling capacity > 26.38 kW, not incorporatingrefrigerating unit, used in marine	-	10 492	-	70 608
84159013	Part of machine used in aircraft/railway rolling stock with a cooling capacity <= 21.10 kW	20	197	100	26 200
84159014	Part of evaporator/condenser for AC machine for motorvehicle with a cooling capacity <= 21.10 kW	31 990	444 831	611 376	8 067 345
84159015	Part of chassis, welded & painted oth than used in aircraftor railway with a cooling capacity <= 21.10 kW	1	127	53	1 036
84159019	Part of machine used in marine with a cooling capacity <= 21.10 kW	61 183	408 460	1 856 632	7 263 468
84159029	Part of machine used in other vehicle with air flow rate<= 67.96 m3/min & 21.10 kW < cooling capacity <= 26.38 kW	726	36 676	15 332	256 863
84159034	Part of machine used in aircraft/RRS with air flow rate> 67.96 m3/min & 26.38 kW < cooling capacity <= 52.75 kW	110	2 743	1 386	36 401
84159045	Part of machine used in other vehicle with air flow rate> 67.96 m3/min & cooling capacity > 52.75 kW	26 371	639 438	590 863	5 956 183
84159049	Part of machine used in other vehicle with air flow rate<= 67.96 m3/min & cooling capacity > 52.75 kW	10 636	219 050	145 520	4 243 483
84161000	Furnace burners for liquid fuel	-	900	-	9 975
84162000	Furnace burners for pulverised fuel or gas, includingcombination burners	-	82 144	-	60 985
84163000	Mechanical stokers, including mechanical grates, mechanicalash dischargers and similar appliances	-	4 197	-	54 632
84169000	Part of furnace burner for liquid fuel/pulverised fuel/gas,mechanic stoker incl grate, mechanic ash discharge& similar	-	13 660	-	110 795
84171000	Furnace & oven for the roasting, melting or other heat-treatment of ores, pyrites/metals	42 900	161 600	107 757	506 147
84172000	Bakery ovens, including biscuit ovens	9 806	276 629	59 716	1 687 946
84178000	Furnace & oven including incinerators for laboratory, non-electric	239	93 794	2 300	379 812
84179000	Part of industrial or laboratory furnace and oven, includeincinerator, non-electric	166	73 326	60 865	343 662
84181011	Combined refrigerator-freezer of capacity <= 230 l, fittedwith separate external door, household type	1 980 418	29 232 705	7 799 793	111 741 770
84181019	Combined refrigerator-freezer of capacity > 230 l, fittedwith separate external door, household type	2 347 140	46 141 967	9 015 549	174 580 671
84181020	Combined refrigerator-freezer of capacity <= 350 l, fittedwith separate external door, not household type	-	446	-	2 876
84181090	Combined refrigerator-freezer of capacity > 350 l, fittedwith separate external door, not household type	12 381	372 495	77 894	1 240 339
84182110	Refrigerator of capacity <= 230l, household & compressiontype	214 678	3 883 293	756 225	13 363 391
84182190	Refrigerator of capacity > 230l, household & compressiontype	1 040	506 895	2 657	2 268 678
84182900	Refrigerator for household but not compression type	4 979	38 139	3 967	46 303
84183010	Freezers of a capacity <= 200 l, the chest type	-	1 565	-	6 010
84183090	Freezers of 200 l < capacity <= 800 l, the chest type	1 533	54 577	5 713	61 549
84184010	Freezers of a capacity <= 200 l, the upright type	215 967	1 123 528	1 002 399	5 206 254
84184090	Freezers of 200 l < capacity <= 800 l, the upright type	-	84 763	-	433 602
84185011	Display counter,show-case&similar of capacity>200 l, incorprefrigerating equipment, for medical/surgical/laboratory	2	2 257	1 000	22 767
84185019	Display counter,show-case&similar of capacity>200 l, incorprefrigerating equipment, for storage and display	35 000	155 400	183 820	1 085 142
84185091	Chest & cabinet of capacity > 200 l, incorporating freezingequipment, for medical/surgical/laboratory	-	968	-	48 510

Tabel 3 : Ekspor Indonesia menurut Komoditi ( Kode HS 8 digit )

Desember 2019

Kode H S	Uraian golongan barang	Berat bersih (Kg)		Nilai F.O.B. ( U S \$ )	
		Bulan ini	Kumulatif	Bulan ini	Kumulatif
(1)	(2)	(3)	(4)	(5)	(6)
84185099	Chest & cabinet of capacity > 200 l, incorporating freezing equipment, for storage and display	281 967	2 876 454	1 683 191	13 108 474
84186100	Heat pumps other than air conditioning machines	-	3 495	-	30 832
84186910	Beverage coolers	20	18 457	1 111	201 252
84186930	Cold water dispenser	10	8 883	5	4 552
84186941	Water chillers with refrigeration capacity > 21.10 kW, for air conditioning machines	550	1 455	300	13 721
84186949	Water chillers with refrigeration capacity > 21.10 kW, not for air conditioning machines	-	5 784	-	103 340
84186950	Scale ice-maker units	-	757 651	-	10 274 804
84186990	Refrigerating/freezing equipment, other than beverage cooler, water chiller for AC or not & scale ice-maker unit	12 321	400 704	199 200	6 302 095
84189100	Parts of furniture designed to receive refrigerating or freezing equipment	57	8 361	597	48 367
84189910	Parts of evaporators or condensers	387 931	4 382 380	3 661 945	47 076 238
84189940	Parts of aluminium roll-bonded panel for good of subhead 8418.10.11, 8418.10.19, 8418.21.10, 8418.21.90, 8418.29.00	35 740	239 792	1 703 833	10 681 208
84189990	Parts of refrigerator, freezer & other refrigerating/freezing equipment, electric or other; heat pump not for AC machines	288 335	2 638 141	3 431 051	31 122 040
84191110	Instantaneous gas water heater for household type, non-electric	-	874	-	8 444
84191190	Instantaneous gas water heater not for household type, non-electric	5 914	244 158	7 913	470 919
84191910	Storage water heaters for household type, non-electric	-	773	-	1 094
84191990	Storage water heaters not for household type, non-electric	20	1 384	460	11 696
84192000	Medical, surgical or laboratory sterilisers	-	12 944	-	102 655
84193130	Evaporators for agricultural products	280	280	6 467	6 467
84193140	Dryers for agricultural product, electrically operated	-	12 234	-	235 070
84193190	Dryers for agricultural product, not electrically operated	-	3 003	-	2 375
84193220	Dryers for wood, paper pulp, paper/paperboard, not electrically operated	-	233	-	157
84193911	Dryers of machinery for processing material by heating, for the manufacture of PCB/PWB/PCA, electrically operated	-	10 977	-	8 439
84193919	Dryer, other than for agricultural product, wood, paper pulp, paper/paperboard, electrically operated	4 078	620 722	64 900	5 625 760
84194010	Distilling or rectifying plant, electrically operated	15 117	326 345	102 726	1 595 812
84194020	Distilling or rectifying plant, not electrically operated	-	1 277	-	7 210
84195010	Cooling towers	14 469	75 627	43 182	295 298
84195091	Heat exchange units, other than cooling tower, electrically operated	1 461	29 201	17 392	576 680
84195092	Heat exchange units, other than cooling tower, not electrically operated	932	5 130	14 679	91 183
84196010	Machinery for liquefying air/other gas, electrically operated	-	136	-	1 439
84198110	Machinery, plant & equipment for making hot drinks/cooking/heating food, electrically operated	6 705	106 384	97 544	1 225 559
84198120	Machinery, plant & equipment for making hot drinks/cooking/heating food, not electrically operated	50 755	874 124	141 452	2 343 101
84198913	Machinery for processing material by heating, for the manufacture of PCB/PWB/PCA, electrically operated	-	49 213	-	240 383
84198919	Machinery, plant & equipment, other than for making hot drink/cooking/heating food, electrically operated	68 866	918 881	1 031 052	12 343 605
84198920	Machinery, plant & equipment, other than for making hot drink/cooking/heating food, not electrically operated	-	117 603	-	432 894

Tabel 3 : Ekspor Indonesia menurut Komoditi ( Kode HS 8 digit )

Desember 2019

Kode H S	Uraian golongan barang	Berat bersih (Kg)		Nilai F.O.B. ( U S \$ )	
		Bulan ini	Kumulatif	Bulan ini	Kumulatif
(1)	(2)	(3)	(4)	(5)	(6)
84199012	Parts of machinery for processing material by heating,for the manufacture of PCB/PWB/PCA, electrically operated	1	102 397	137	223 799
84199013	Parts of casings for cooling towers, electrically operated	7 723	82 260	47 208	440 821
84199019	Parts of mach plant/laboratory for cooking/roasting/drying/steaming/similar excl for domestic,electrically operated	7 463	245 351	116 133	2 155 402
84199022	Parts of instantaneous gas water heaters, household type,not electrically operated	59 207	59 842	9 968	12 180
84199029	Parts of mach plant/laboratory for cooking/roasting/drying/steaming/similar excl for domestic,non-electrically operated	27 812	1 023 738	195 181	4 213 272
84201010	Mach for dry film/liquid photo resist,photo-sensitive layer,solder paste,solder/adhesive material on PCB/PWB/component	1	909	30	865
84201020	Ironing machines or wringers for domestic use	25	25	30	30
84201090	Calendering/rolling mach,oth than for dry film/liquid photoresist/similar on PCB/PWB; ironing mach/wringer for domestic	-	1 204	-	1 462
84209110	Parts of mach for dry film/liquid photo resist/photo-sensitive layer/similar on PCB/PWB/component, cylinders	-	53	-	60
84209190	Parts of calendering/rolling mach oth than for dry film/liquid photo/similar on PCB/PWB, cylinders	-	8 270	-	41 913
84209990	Parts of calendering/rolling mach oth than for dry film/liquid photo/similar on PCB/PWB, not cylinders	954	54 198	62 142	203 924
84211200	Clothes-dryers, centrifugal type	-	8	-	400
84211910	Centrifuges machinery used for sugar manufacture	-	4 945	-	24 650
84211990	Centrifuges machinery oth than used for sugar manufacture	9 734	138 269	58 852	789 411
84212111	Filtering machinery and apparatus of a capacity <= 500 l/hfor domestic use	13 273	53 042	73 473	237 956
84212119	Purifying machinery and apparatus of a capacity <= 500 l/hfor domestic use	10 076	288 199	151 671	5 490 096
84212122	Filtering or purifying machinery and apparatus for water ofa capacity > 500 l/h, electrically operated	5 763	22 350	29 017	187 325
84212123	Filtering or purifying machinery and apparatus for water ofa capacity > 500 l/h, not electrically operated	56	551	3 756	5 725
84212230	Filtering or purifying beverage other than water machinery of a capacity > 500 l/h, electrically operated	-	3 000	-	10 000
84212290	Filtering or purifying beverage other than water machinery of a capacity > 500 l/h, not electrically operated	-	82 022	-	1 116 345
84212311	Oil filters of internal combustion engines for machinery ofheading 84.29 or 84.30	1 167	19 021	37 072	420 501
84212319	Petrol filters of internal combustion engines for machineryof heading 84.29 or 84.30	14 554	145 088	72 791	598 364
84212321	Oil filters of internal combustion engines for motor vhclof Chapter 87	2 328 458	21 732 793	11 287 015	105 550 342
84212329	Petrol filter of internal combustion engines for motor vhclof Chapter 87	56 974	364 041	318 043	3 129 133
84212391	Oil filters of internal combustion engines other than formach of heading 84.29/84.30 and motor vehicle of Chapter 87	45	1 389	8 703	192 772
84212399	Petrol filters for internal combustion engine other than ofmach of heading 84.29/84.30 and motor vehicle of Chapter 87	18	26 033	2 873	340 026
84212910	Filtering or purifying machinery and apparatus for liquidsof a kind suitable for medical, surgical or laboratory use	-	6 061	-	1 414
84212930	Filtering or purifying machinery and apparatus for liquidsof a kind used in oil drilling operations	2 830	114 096	65 104	1 042 094

Tabel 3 : Ekspor Indonesia menurut Komoditi ( Kode HS 8 digit )

Desember 2019

Kode H S	Uraian golongan barang	Berat bersih (Kg)		Nilai F.O.B. ( U S \$ )	
		Bulan ini	Kumulatif	Bulan ini	Kumulatif
(1)	(2)	(3)	(4)	(5)	(6)
84212940	Petrol filter oth than for medical/surgical/laboratory use,sugar manufacture & oil drilling operations	64	2 459	926	62 263
84212950	Oil filter oth than for medical/surgical/laboratory use,sugar manufacture & oil drilling operations	208	2 342	2 364	93 507
84212990	Filtering/purifying mach & aparatus, oth than for medical/surgical/laboratory,sugar manufacture&oil drilling operation	7 780	167 199	80 450	1 066 960
84213110	Intake air filters of internal combustion engines for machof heading 84.29 or 84.30	-	705	-	9 747
84213120	Intake air filters of internal combustion engines for motorvehicles of Chapter 87	713 814	5 984 880	5 423 413	48 116 785
84213190	Intake air filters for internal combustion engines oth thanof mach of heading 84.29/84.30 and motor vhcl of Chapter 87	20 093	1 688 418	322 186	6 253 919
84213920	Air purifiers	4 414	78 210	77 456	1 544 649
84213990	Filtering/purifying mach & aparatus for gases	95 675	785 640	1 478 070	8 522 989
84219120	Parts of centrifuge machinery of a kind used for sugarmanufacture	-	13	-	442
84219190	Parts of cream separators or centrifuge machinery oth thanused for sugar manufacture	-	3 447	-	163 358
84219921	Filtering cartridges of oil filter of mach of heading 84.29or 84.30 and motor vehicle of chapter 87	-	25	-	492
84219929	Filtering cartridges of petrol filter of mach of heading84.29 or 84.30 and motor vehicle of chapter 87	34 750	526 065	243 052	3 194 669
84219930	Parts of intake air filters for internal combustion engines	6 790	125 446	92 674	1 545 977
84219991	Parts of filtering/purifying machinery&apparatus for liquidof a kind used for sugar manufacture	-	28	-	112
84219994	Parts of filtering machinery&apparatus of capacity<=500 l/hfor domestic use	7	166	239	8 216
84219996	Part of internal combustion engine oil filter for mach ofhead 84.29/84.30 & oth than for those/motor vhcl Chapter 87	-	21 401	-	280 763
84219997	Part of internal combustion engine petrol filter for machhead 84.29/84.30 & oth than for those/motor vhcl Chapter 87	-	2 287	-	98 000
84219998	Part of oil filter oth than for medical/surgical/laboratorysugar manufacture&oil drilling& filtering/purifying for gas	4 605	25 638	112 303	808 051
84219999	Part of filtering/purifying mach&aparatus for liquid/gas of 8421.21.19-90,8421.29.10,8421.29.30-40,8421.29.90,8421.39.20	59 784	474 762	797 248	5 150 488
84221100	Dish washing machines for household type	-	928	-	6 804
84221900	Dish washing machines not for household type	100	9 903	147	36 102
84222000	Machinery for cleaning/drying bottles/other containers	-	2	-	31
84223000	Mach for filling,closing,sealing/labelling bottle/can/box/oth; capsuling bottle/jars/tube/similar; aerating beverage	5 670	68 337	202 807	2 214 786
84224000	Packing/wrapping mach (including heat-shrink wrapping mach)	26 131	441 358	1 109 327	21 992 933
84229010	Parts of dish washing machines for household type	-	15	-	172
84229090	Parts of machine of heading 84.22, oth than of dish washingmachines for household type	12 619	159 452	159 496	4 547 027
84231010	Personal weighing machine, including baby scale; householdscale, electrically operated	1	258	10	7 614
84231020	Personal weighing machine, including baby scale; householdscale, not electrically operated	23	963	36	2 950
84232010	Scales for continuous weighing of goods on conveyors,electrically operated	1 824	4 455	3 031	6 815
84232020	Scales for continuous weighing of goods on conveyors,not electrically operated	-	1 571	-	45 551

Tabel 3 : Ekspor Indonesia menurut Komoditi ( Kode HS 8 digit )

Desember 2019

Kode H S	Uraian golongan barang	Berat bersih (Kg)		Nilai F.O.B. ( U S \$ )	
		Bulan ini	Kumulatif	Bulan ini	Kumulatif
(1)	(2)	(3)	(4)	(5)	(6)
84233010	Constant weight scale machinery of material into a bag or container, including hopper scale, electrically operated	4	9 027	100	428 475
84233020	Constant weight scale machinery of material into a bag or container, including hopper scale, not electrically operated	-	2 623	-	51 686
84238110	Weighing mach of capacity <= 30 kg, electrically operated, oth than of subhead 8421.10, 8423.20 or 8423.30	34 188	338 931	1 372 366	14 095 442
84238120	Weighing mach of capacity <= 30kg, not electrically operated, oth than of subhead 8421.10, 8423.20 or 8423.30	-	65	-	99
84238211	Weighing mach of 30 kg < capacity <= 1,000 kg, electrically operated, oth than of subhead 8421.10, 8423.20 or 8423.30	88	138	10	210
84238219	Weighing mach of 1,000kg < capacity <= 5,000kg, electrically operated, oth than of subhead 8421.10, 8423.20 or 8423.30	23	10 782	874	15 907
84238221	Weighing mach of 30kg < capacity <= 1,000kg, not electrically operated, oth than of subhead 8421.10, 8423.20 or 8423.30	-	600	-	600
84238229	Weighing mach of 1,000kg < capacity <= 5,000kg, not electrically operated, oth than of subhead 8421.10, 8423.20 or 8423.30	-	236	-	2 637
84238910	Weighing mach of capacity > 5,000kg, electrically operated, oth than of subhead 8421.10, 8423.20, or 8423.30	10	31 325	898	103 972
84238920	Weighing mach of capacity > 5,000kg, not electrically operated, oth than of subhead 8421.10, 8423.20 or 8423.30	85	1 749	12 337	51 302
84239010	Weighing machine weights	74	994	663	62 123
84239021	Part of weighing machinery, electrically operated, oth than of weighing machine weight	2 960	66 946	119 227	2 607 301
84239029	Part of weighing machinery, not electrically operated, oth than of weighing machine weight	17	278	1 046	31 368
84241010	Fire extinguisher of kind for aircraft, whether/not charged	6	394	40	4 862
84241090	Fire extinguisher oth than of kind for aircraft, whether/not charged	210	281 285	1 757	95 381
84242011	Spray gun & similar appliance, electrically operated, for agricultural / horticultural	40	1 205	125	37 672
84242019	Spray gun & similar appliance, electrically operated, oth than for agricultural / horticultural	1 464	18 084	91 024	1 206 562
84242021	Spray gun & similar appliance, not electrically operated, for agricultural / horticultural	8	43	25	1 770
84242029	Spray gun & similar appliance, not electrically operated, other than for agricultural / horticultural	7 177	21 200	2 115	64 512
84243000	Steam/sand blasting mach & similar jet projecting mach	-	42 064	-	259 687
84244110	Portable hand-operated insecticide sprayer	20 040	725 647	107 524	3 374 954
84244120	Portable sprayer oth than hand-operated insecticide, not electrically operated, for agricultural/horticultural	-	56	-	3 388
84244190	Portable sprayer oth than hand-operated insecticide, electrically operated, for agricultural/horticultural	-	23 871	-	126 785
84244910	Un-portable sprayer, electrically operated, for agricultural/horticultural	-	1 703	-	37 586
84248210	Drip irrigation systems	-	26	-	750
84248230	Mechanical appliances, not electrically operated, for agricultural/horticultural,	-	34	-	80
84248910	Hand-operated household sprayers of capacity <= 3 l	4 416	90 619	22 684	351 564
84248920	Spray heads with dip tubes	108	636	666	3 747

Tabel 3 : Ekspor Indonesia menurut Komoditi ( Kode HS 8 digit )

Desember 2019

Kode H S	Uraian golongan barang	Berat bersih (Kg)		Nilai F.O.B. ( U S \$ )	
		Bulan ini	Kumulatif	Bulan ini	Kumulatif
(1)	(2)	(3)	(4)	(5)	(6)
84248940	Wet processing equipment;apparatus for the spot applicationof liquid;apparatus for the application of dry film/similar	-	1 262	-	19 030
84248950	Mechanical appliances, electrically operated, oth than foragricultural/horticultural	6 010	89 739	126 711	1 493 830
84248990	Mechanical appliances, not electrically operated, oth thanfor agricultural/horticultural	9 661	26 027	124 802	492 021
84249010	Parts of fire extinguishers	5 427	17 652	99 121	573 679
84249023	Parts of spray gun&similar appliance,electrically operated,oth than for agricultural / horticultural	1 329	7 468	13 775	37 956
84249029	Parts of spray gun & similar appliance, not electricallyoperated, oth than for agricultural / horticultural	-	43 257	-	571 176
84249030	Parts of steam/sand blasting mach & similar jet projectingmach	1 872	40 832	33 203	875 631
84249094	Parts of goods of subheading 8424.41.10, 8424.41.20,8424.49.20 or 8424.82.30	-	95	-	150
84249099	Parts of goods of subheading 8424.89.10, 8424.89.20,8424.89.40, 8424.89.50 or 8424.89.90	17 932	278 093	146 484	2 228 463
84251100	Pulley tackle and hoists oth than skip hoist/hoist used forraising vehicle, powered by electric motor	1 886	10 919	6 760	36 133
84251900	Pulley tackle and hoists oth than skip hoist/hoist used forraising vehicle, powered oth than by electric motor	27 708	48 796	10 533	40 698
84253100	Winches; capstans, powered by electric motor	4 000	138 906	60 282	779 421
84253900	Winches; capstans, powered oth than by electric motor	55 504	720 151	1 663 847	4 088 660
84254100	Built-in jacking systems used in garages	400	5 363	240	8 122
84254210	Jacks used in tipping mechanisms for lorries, hydraulic	34	8 171	178	18 388
84254290	Jacks not used in tipping mechanisms for lorries, hydraulic	23 901	1 317 232	80 708	6 826 745
84254910	Hoists used for raising vehicles, electrically operated	570	27 296	1 884	111 686
84254920	Hoists used for raising vehicles, not electrically operated	5 189	81 938	11 723	244 180
84261100	Overhead travelling cranes on fixed support	-	18 297	-	61 726
84261200	Mobile lifting frames on tyres and straddle carriers	-	3 361 555	-	788 710
84261920	Bridge cranes	-	29 011	-	62 310
84261930	Gantry cranes	-	298 540	-	682 190
84261990	Transporter cranes	-	967 773	-	1 485 719
84262000	Tower cranes	38	275 236	2 460	102 754
84263000	Portal or pedestal jib cranes	-	86 949	-	80 649
84264100	Ships' derrick & works trucks fitted with crane on tyres,self-propelled	51 460	235 110	513 128	2 692 228
84264900	Ships' derrick&works trucks fitted with crane not on tyres,self-propelled	-	323 398	-	1 927 021
84269100	Ships' derrick & works trucks designed for mounting on roadvehicles	-	15	-	89
84269900	Ships' derrick & works trucks not designed for mounting onroad vehicles	-	311 255	-	3 761 695
84271000	Self-propelled trucks powered by an electric motor	2 365	38 708	5 850	212 038
84272000	Self-propelled trucks powered oth than by an electric motor	24 750	369 771	6 925	1 264 423
84279000	Fork-lift trucks	30 305	564 382	139 261	1 879 583
84281031	Lifts for passengers	-	24 099	-	77 235
84281039	Lifts for goods or materials	780	24 364	10 354	274 773
84281040	Skip hoists	500	17 643	7 612	12 919
84282010	Pneumatic elevator & conveyor used for agriculture	-	957	-	4 688
84282090	Pneumatic elevator & conveyor used oth than for agriculture	434	66 882	9 405	1 684 263
84283100	Continuous-action elevator & conveyor, for goods/material, specially designed for underground use	105	105	1 666	1 666
84283290	Continuous-action elevator & conveyor, bucket type,other than used for agriculture	2 740	101 932	26 339	681 881
84283390	Continuous-action elevator & conveyor, belt type,other than used for agriculture	800	60 822	171	333 597

Tabel 3 : Ekspor Indonesia menurut Komoditi ( Kode HS 8 digit )

Desember 2019

Kode H S	Uraian golongan barang	Berat bersih (Kg)		Nilai F.O.B. ( U S \$ )	
		Bulan ini	Kumulatif	Bulan ini	Kumulatif
(1)	(2)	(3)	(4)	(5)	(6)
84283990	Continuous-action elevator & conveyor, oth than bucket&beltype, other than used for agriculture	28 736	119 274	73 442	585 239
84286000	Teleferic, chair-lift, ski-dragline; traction mechanism for funiculars	-	97	-	115
84289020	Automated machinery for the transport, handling & storage of PCB, PWB or PCA	-	1 161	-	4 115
84289090	Lifting/handling/loading/unloading mach oth than escalator, lift, conveyor, teleferic, auto mach of PCB, mine wagon pusher	300	258 705	6 000	1 871 997
84291100	Bulldozers and angledozers, track laying	-	2 458 709	-	4 140 667
84291900	Bulldozers and angledozers, oth than track laying	23 000	2 569 713	55 000	4 589 815
84292000	Graders and levellers	24 065	138 192	66 356	503 218
84293000	Scrapers	2	45	89	547
84294030	Tamping machines	-	10 521	-	5 247
84294040	Vibratory smooth drum roller with a centrifugal force drum <= 20 t by weight	227 913	2 958 208	1 114 628	13 668 914
84294050	Vibratory road roller with a centrifugal force drum > 20 t by weight	-	201 445	-	106 800
84294090	Road roller other than vibratory	60	394 441	660	997 181
84295100	Front-end shovel loaders	46 060	4 945 011	336 000	33 517 253
84295200	Machinery shovels with a 360° revolving superstructure	4 251 502	42 287 517	19 484 054	179 182 979
84295900	Mechanic shovels, excavators & shovel loaders, excl front-end shovel, mach 360 revolving superstructure	1 465 511	8 068 577	909 221	6 430 933
84301000	Pile-drivers and pile-extractors	-	298 493	-	2 578 554
84303100	Coal/rock cutters and tunneling machine, self-propelled	-	11	-	294
84303900	Coal/rock cutters and tunneling machine, not self-propelled	1 400	46 933	24 000	1 025 257
84304100	Boring or sinking machinery; self-propelled, n.e.c. in heading no. 8430	-	210 087	-	1 928 087
84304910	Wellhead platforms & integrat produc modulessuitable for use in drilling operations	1 500	1 840 102	21 003	18 991 154
84304990	Oth boring/sinking machinery, not self-propelled, oth than wellhead platforms & integrat produc modules	3 650	132 932	45 680	1 831 103
84305000	Machinery; for handling earth, minerals or ores, self-propelled, n.e.c. in heading no. 8430	7 500	97 080	150 000	1 477 408
84306100	Tamping/compacting machinery, not self-propelled	100	812	281	2 322
84306900	Machinery; for moving, levelling, scraping, grading, excavating earth minerals or ores; not self-propelled n.e.c in 84.30	-	17 034	-	247 657
84311013	Parts suitable for used of electric pulley tackle & hoists, winches and capstans, jacks	18 000	74 000	189 290	991 165
84311019	Parts suitable for used oth of electric pulley tackle & hoists, winches and capstans, jacks	238	94 029	7 149	315 628
84311029	Parts suitable for used oth of non-electric pulley tackle & hoists, winches and capstans, jacks	1 248	92 336	9 185	202 223
84312010	Parts suitable for used of self-propelled fork-lift trucks	-	1 085	-	27 163
84312090	Parts suitable for used of not self-propelled fork-liftrucks	31 808	997 782	288 005	5 938 741
84313110	Parts suitable for used of passengers lifts & escalators and moving walkways	42	519	170	18 551
84313120	Parts suitable for used of non-passengers lift & skip hoists	13 669	87 634	66 444	447 371
84313910	Part suitable for mach 84.28, excl lift, skip hoist/escalator, of subhead 8428.20.10/8428.32.10/8428.33.10/8428.39.10	597	23 190	19 085	354 582
84313940	Parts suitable for machinery of auto mach for the transport, handling & storage of PCB/PWB/PCA	-	10	-	4 655
84313950	Parts suitable for machinery 84.28, oth than lift, skip hoist/escalators, of goods of subhead 8428.90	-	360	-	23 450
84313990	Parts suitable for oth machinery 84.28, oth than lift, skip hoist/escalators	76 120	769 115	204 681	4 472 452

Tabel 3 : Ekspor Indonesia menurut Komoditi ( Kode HS 8 digit )

Desember 2019

Kode H S	Uraian golongan barang	Berat bersih (Kg)		Nilai F.O.B. ( U S \$ )	
		Bulan ini	Kumulatif	Bulan ini	Kumulatif
		(1)	(2)	(3)	(4)
84314110	Buckets, shovels, grabs and grips,for ships' derricks,cranes, mobile lifting and work truck fitted with a crane	103 500	170 306	5 280	496 783
84314190	Buckets, shovels, grabs and grips,for fork-lift trucks,oth works trucks fitted with lifting/handling equipment	34 332	779 589	170 973	1 838 210
84314200	Bulldozer or angledozer blades	252	121 630	7 088	111 557
84314300	Parts of boring/sinking machinery of oth boring/sinkingmachinery	302 817	4 043 758	2 120 649	31 726 269
84314910	Parts suitable for ships derricks, cranes, oth than buckets,shovels, grabs and grips,bulldozer/angledozer blades	488 330	6 539 438	793 530	10 423 329
84314920	Cutting edges or end bits for scrapers,graders/levellers	1 144 310	17 378 987	4 106 845	70 091 588
84314950	Parts of road rollers	48 607	1 105 655	228 337	3 639 179
84314960	Oth parts of machinery of snow-ploughs and snow-blowers	-	1 765	-	15 822
84314990	Oth parts suitable use of oth moving, grading, levelling,scraping, excavating, tamping, compacting	2 649 172	43 654 019	8 942 077	131 875 515
84321000	Ploughs	-	40	-	60
84322100	Disc harrows	-	50	-	25
84322900	Scarifiers, cultivators, weeders, hoesand oth harrows	10	1 469	5	2 941
84323100	No-till direct seeders, planters and transplanters	-	13	-	1
84324100	Manure spreaders	-	1 043	-	5 256
84328010	Other machinery for soil preparation/cultivationof agricultural/horticultural	-	1 717	-	5 342
84328020	Lawn/sports-ground rollers	-	30	-	891
84328090	Other machinery for soil preparation/cultivation	-	11 149	-	7 769
84329010	Parts of machinery of subheading 8432.80.90	7 645	105 442	155 886	2 139 744
84329090	Parts of oth agricultural, holticultural/forestry mach for soil preparation/cultivation	250	10 158	1 233	193 269
84331100	Mowers for lawns,parks/sports-grounds, powered, with cutting device rotating on horizontal plane	1	564	1	6 154
84331990	Mowers for lawns,parks/sports-grounds, powered, with oth than cutting device rotating on horizontal plane	75	3 196	49	7 167
84332000	Mowers; n.e.c. in item no. 8433.1 (including cutter bars for tractor mounting)	-	1 287	-	16 478
84333000	Haymaking machinery	27	27	50	50
84335100	Combined harvester-threshers macinery	-	1 660	-	16 169
84335200	Threshing machinery; other than combine harvester-threshers	-	3 626	-	20 562
84336020	Machine for cleaning, sorting/grading eggs,fruit/oth agricultural produce, non electric	-	50	-	480
84339010	Parts of castors wheels, of a diameter 100mm<diameter<250mmwheel's width>30mm	-	398	-	118 313
84339030	Parts of not powered mowers for lawn, parks/sport-grounds	-	170	-	113
84339090	Parts of oth harvesting/threshing machinery	601	8 600	2 480	41 815
84342010	Dairy machinery, electrically operated	-	1 600	-	28 000
84349010	Suitable parts of milking & dairy mach. with electrically operated	560	560	2 200	2 200
84349090	Suitable parts of milking & dairy mach. with not electrically operated	7	605	30	39 246
84351010	Presses,crushers&similar mach. used in manfc of wine, ciderfruit juices/similar, electrically operated	200	1 588	1 184	7 775
84351020	Presses,crushers&similar mach. used in manfc of wine, ciderfruit juices/similar, not electrically operated	-	1 522	-	15 138
84359010	Parts of presses,crushers&similar mach. used in manfc of wine, cider, fruit juices/similar, elect operated	5	19 766	6	11 719
84361010	Machinery for preparing animal feedingstuffs, electrically operated	-	825	-	23 355



Tabel 3 : Ekspor Indonesia menurut Komoditi ( Kode HS 8 digit )

Desember 2019

Kode H S	Uraian golongan barang	Berat bersih (Kg)		Nilai F.O.B. ( U S \$ )	
		Bulan ini	Kumulatif	Bulan ini	Kumulatif
(1)	(2)	(3)	(4)	(5)	(6)
84361020	Machinery for preparing animal feedingstuffs, notelectrically operated	-	5	-	10
84362110	Poultry incubators & brooders, electrically operated	-	287	-	18 066
84362120	Poultry incubators & brooders, not electrically operated	43	360	55	457
84362910	Poultry-keeping machinery, electric operated	-	1 620	-	2 000
84362920	Poultry-keeping machinery, not electric operated	-	15	-	5
84368011	Oth agricultural/horticultural machinery, electricallyoperated	-	3 939	-	25 200
84368019	Oth forestry, poultry-keep/bee-keep machinery, electricallyoperated	2	2 542	45	142 381
84368021	Oth agricultural/horticultural machinery, not electricallyoperated	-	100	-	50
84368029	Oth forestry, poultry-keep/bee-keep machinery, notelectrically operated	4 702	12 568	44 075	124 200
84369110	Parts of poultry-keep mach./poultry incubator&broodersof elect operated mach. and equipment	-	2 590	-	12 638
84369911	Parts of oth agricultural/horticultural mach.electrically operated & equipments	-	627	-	2 981
84369919	Parts of oth forestry, poultry-keep/bee-keep machinery electrically operated & equipments	-	170	-	13 643
84369929	Parts of oth forestry, poultry-keep/bee-keep machinery non-electrically operated & equipments	-	61	-	6 301
84371010	Mach. for cleaning,sorting/grading seed for grains; winnowing&similar clean mach, electrically operated	-	31 172	-	163 969
84371030	Mach. for cleaning,sorting/grading seed for oth than grainselectrically operated	-	687	-	5 066
84371040	Mach. for cleaning,sorting/grading seed for oth than grainsnot electrically operated	21	7 816	124	3 382
84378010	Rice hullers & cone type rice mills machinery, electricallyoperated	815	2 275	2 905	4 666
84378020	Rice hullers & cone type rice mills machinery, notelectrically operated	1 745	27 533	4 421	63 735
84378030	Industrial type coffee and corn mills machinery, electrically operated	172	4 463	1 715	39 597
84378040	Industrial type coffee and corn mills machinery, notelectrically operated	40	1 379	150	3 063
84378051	Polishing mach. for rice,sifting&sieving mach bran cleaning&husking mach, electrically operated	-	10 920	-	75 726
84378059	Other machine used in the milling indust or working of cerals, electrically operated	30	30 679	178	112 847
84378061	Polishing mach. for rice,sifting&sieving mach bran cleaning&husking mach, not electrically operated	-	2 373	-	19 138
84378069	Other machine used in the milling indust or working of cerals, not electrically operated	-	9 237	-	10 423
84379011	Parts of elect operated mach for cleaning, sorting/gradingseed, grain/dried vegetables	-	15 391	-	141 128
84379019	Parts of elect operated mach for used in the milling industry/for the working of cereals/dried vegetables	-	68	-	155
84379029	Parts of non elect operated mach for used in the milling industry/for the working of cereals/dried vegetables	18 225	216 257	43 200	706 781
84381010	Bakery mach&mach.for manufacture of macarony, spagettior similar products, electrically operated	52	260 594	629	2 191 560
84381020	Bakery mach&mach.for manufacture of macarony, spagettior similar products, not electrically operated	-	143	-	3 054
84382010	Mach.for the manufacture of confectionery, cocoa/chocolateelectrically operated	1	75 585	1 934	795 039
84382020	Mach.for the manufacture of confectionery, cocoa/chocolatenot electrically operated	-	22	-	97
84384000	Brewery machinery	3 831	269 124	110 052	1 066 863
84385010	Mach.for the preparation of meat or poultry, electricallyoperated	574	6 229	928	88 391

Tabel 3 : Ekspor Indonesia menurut Komoditi ( Kode HS 8 digit )

Desember 2019

Kode H S	Uraian golongan barang	Berat bersih (Kg)		Nilai F.O.B. ( U S \$ )	
		Bulan ini	Kumulatif	Bulan ini	Kumulatif
(1)	(2)	(3)	(4)	(5)	(6)
84386010	Mach.for the preparation of fruits, nuts or vegetables,electrically operated	578	14 762	2 892	104 559
84386020	Mach.for the preparation of fruits, nuts or vegetables,not electrically operated	-	301	-	2 067
84388011	Coffee pulpers, electrically operated	-	1 284	-	15 798
84388012	Coffee pulpers, not electrically operated	-	99	-	707
84388021	Mach.for the preparation of fish, crustaceans or molluscs,electrically operated	-	732	-	23 110
84388022	Mach.for the preparation of fish, crustaceans or molluscs,not electrically operated	-	50	-	1 202
84388091	Other machine for the industrial preparation/manufacture,electrically operated	-	105 718	-	2 515 462
84388092	Other machine for the industrial preparation/manufacture,not electrically operated	80	1 255	100	69 217
84389011	Parts of goods of electric machinery for sugar manufacture	-	285	-	19 727
84389019	Parts of goods of oth elect mach for industrial preparation or manufacture of food/drink, oth than sugar &coffee pulper	4 358	87 695	77 616	2 143 701
84389021	Parts of goods of non electric machinery for sugarmanufacture	-	700	-	6 052
84389022	Parts of non electric coffee pulpers	-	5	-	28
84389029	Parts of goods of oth non elect mach for industrialprep/manufact of food/drink, oth than sugar &coffee pulper	133	9 353	3 772	54 631
84391000	Machinery for making pulp of fibrou scellulosic material	-	5 960	-	27 178
84393000	Machinery for finishing paper/paperboard	-	1 701	-	31 946
84399100	Part of machine for making pulp of fibrous cellulosic material	452	28 701	20 056	160 939
84399900	Parts of machine for making/finishing paper/paperboard	500	417 296	373	2 637 102
84401010	Book-binding machinery, incl book-sewing machines,electrically operated	-	13 416	-	18 442
84401020	Book-binding machinery, incl book-sewing machines,not electrically operated	2	64	41	132
84409010	Parts of book-binding machinery, incl book-sewing machinesof electrically operated machines	-	4 020	-	11 700
84411010	Cutting paper pulp, paper/paperboard machines,electrically operated	367	77 548	1 376	256 879
84411020	Cutting paper pulp, paper/paperboard machines,not electrically operated	-	6 191	-	13 769
84412010	Machine for making bags, sacks /envelopes,electrically operated	-	12 450	-	60 000
84413010	Mach.for making cartons, boxes, cases, tubes, drums, orsimilar containers, oth than by moulding, elect operated	-	3 219	-	38 060
84413020	Mach.for making cartons, boxes, cases, tubes, drums, orsimilar containers, oth than by moulding, not-elect operated	-	1	-	7
84414010	Mach.for moulding articles in paper pulp, paper/paperboardelectrically operated	-	890	-	49 053
84414020	Mach.for moulding articles in paper pulp, paper/paperboardnot electrically operated	-	29 925	-	9 483
84418010	Oth machinery for making up paper pulp,paper/paperboardelectrically operated	-	177 121	-	3 939 006
84419010	Parts of mach.for making up paper pulp, paper/paperboard,of electrically operated machines	2	13 240	433	304 599
84419020	Parts of mach.for making up paper pulp, paper/paperboard,of non electrically operated machines	5	47	660	1 896
84423010	Mach,aparatus&equip for preparing/making plates, cylinders/other printing components, electrically operated	5	1 461	1 109	44 233

Tabel 3 : Ekspor Indonesia menurut Komoditi ( Kode HS 8 digit )

Desember 2019

Kode H S	Uraian golongan barang	Berat bersih (Kg)		Nilai F.O.B. ( U S \$ )	
		Bulan ini	Kumulatif	Bulan ini	Kumulatif
(1)	(2)	(3)	(4)	(5)	(6)
84423020	Mach,aparat&equip for preparing/making plates, cylinders/other printing components, not electrically operated	19	116	2 436	3 216
84424010	Part of electric machinery, aparat&equip for preparing/making plates, cylinders/other printing components	-	147	-	13 110
84424020	Part of non-electric machinery, aparat&equip for preparing/making plates, cylinders/other printing component	27	32	555	1 178
84425000	Plates, cylinders&oth print components, plates,cyl & lithograph stones, prepared for print purpose	605	23 406	15 728	460 104
84431100	Offset printing machinery, reel-fed	282	53 320	480	156 405
84431200	Offset printing machinery, sheet-fed, office type(use sheet<=22x36cm in unfolded state)	-	1 153	-	76 761
84431300	Printing machinery; offset, n.e.c. in item no. 8443.1	13	491 916	110	1 497 459
84431400	Letterpress printing machinery, reel-fed,excl flexographic printing	-	12 550	-	126 049
84431500	Letterpress printing machinery, oth than reel-fed,excl flexographic printing	-	469	-	4 323
84431600	Flexographic printing machinery	-	6 731	-	22 639
84431700	Gravure printing machinery	-	584	-	5 318
84431900	Printing machinery; used for printing by means of plates, cylinders and other printing components of heading 84.42, n.e.c. in item no. 8443.1	29 698	381 643	162 901	4 730 776
84433111	Colour printer copier, printing by the ink-jet process, capable of connect to an auto data process mach/to network	355	4 719	21 001	353 497
84433119	Non-colour printer copier, printing by the ink-jet process, capable of connect to an auto data process mach/to network	1 482	47 117	2 632	157 861
84433121	Colour printer copier, printing by the laser process, capable of connect to an auto data process mach/to network	20	234	240	1 533
84433129	Non-colour printer copier, printing by the laser process, capable of connect to an auto data process mach/to network	-	336	-	3 518
84433131	Combination printer-copier-facsimile machines, colour, capable of connect to an auto data process mach/to network	1	12 861	4	17 604
84433139	Combination printer-copier-facsimile machines, non-colour, capable of connect to an auto data process mach/to network	-	66	-	958
84433191	Combination printer-copier-scanner-facsimile machines, capable of connect to an auto data process mach/to network	3 822 385	45 764 821	70 276 250	853 010 176
84433199	Oth mach which perform >= 2 function of printing, copying/facs, capable of connect to an auto data process/network	195	3 217	15 115	71 033
84433211	Dot matrix printers, colour, capable of connect to an auto data processing mach/to a network	-	2 772	-	262 097
84433219	Dot matrix printers, non colour, capable of connect to an auto data processing mach/to a network	407 589	7 872 861	7 276 689	140 242 465
84433221	Printer ink-jet printers, colour, capable of connect to an auto data processing mach/to a network	385 836	4 732 458	6 217 660	79 712 163
84433229	Printer ink-jet printers, non colour, capable of connect to an auto data processing mach/to a network	9 176	34 106	140 816	696 779
84433231	Laser printers, colour, capable of connect to an auto data processing mach/to a network	6	16	1 093	4 448
84433239	Laser printers, non colour, capable of connect to an auto data processing mach/to a network	10	1 023	381	7 016
84433250	Screen printing mach.for the manufacture of PCB/PWB, capable of connect to an auto data process mach/to network	-	40	-	500

Tabel 3 : Ekspor Indonesia menurut Komoditi ( Kode HS 8 digit )

Desember 2019

Kode H S	Uraian golongan barang	Berat bersih (Kg)		Nilai F.O.B. ( U S \$ )	
		Bulan ini	Kumulatif	Bulan ini	Kumulatif
(1)	(2)	(3)	(4)	(5)	(6)
84433290	Oth printers,copying mach & facsimile, not combined;capable to connect to network	194 908	1 591 376	9 265 059	59 929 499
84433910	Electrostatic photocopying apparatus operat by reproduce the original image directly onto the copy (direct process)	2	533	2	1 636
84433930	Other photocopying apparatus incorporating an optical system	-	402	-	558
84433940	Ink-jet printer, not capable of connect to a network	50	456	22 449	34 302
84433990	Oth printers,copying mach & facsimile, not capable to connect to a network	505	2 431	90	54 863
84439100	Parts & acc of printing mach used for printing by means of plates, cylinder & oth printing components of head 84.42	134 041	2 177 325	8 643 108	114 537 443
84439910	Parts & acc of screen printing mach for the manufactur of PCB/PWB	-	6 064	-	86 523
84439920	Ink-filled printer cartridges	473 272	3 171 693	11 252 071	76 148 968
84439930	Paper feeders, paper sorters	10	1 144	242	12 137
84439990	Parts and accessories of other printing machinery	24 821	369 728	1 466 652	18 701 694
84440010	Mach. For extruding, drawing, texturing/cutting man-madetextile materials, electrically operated	3 836	3 976	77 009	98 519
84451110	Carding machines, electrically operated	-	809 673	-	908 990
84451210	Combing machines, electrically operated	-	20 230	-	73 875
84451310	Drawing/roving machines, electrically operated	-	26	-	28 815
84451940	Oth machines for preparing textile fibres, electricallyoperated	-	27 998	-	122 780
84452010	Textile spinning machines, electrically operated	-	71 645	-	120 005
84453010	Textile doubling or twisting machines, electrically operated	-	181 990	-	130 871
84454010	Textile winding (incl weft-winding) or reeling machines, electrically operated	-	33 593	-	150 982
84454020	Textile winding (incl weft-winding) or reeling machines, not electrically operated	11 504	62 899	285 980	746 728
84459010	Mach.for preparing textile for use on electric operatedmach for weaving and knitting/stitch-bonding	530	9 870	86 676	127 192
84461010	Weaving machines (looms) for weaving fabrics of a width <=30 cm, electrically operated	-	14 500	-	21 500
84462100	Weaving machines (looms) for weaving fabrics of a width>30 cm, power looms shuttle type	-	54 716	-	66 000
84462900	Weaving machines (looms) for weaving fabrics of a width>30 cm, oth than power looms shuttle type	4	3 069	236	9 650
84463000	Weaving machines (looms) for weaving fabrics of a width>30 cm, shuttleless type	-	695 463	-	797 596
84471110	Circular knitting mach with cylinder diameter <=165 mm,electrically operated	-	5 426	-	11 492
84471120	Circular knitting mach with cylinder diameter <=165 mm,not electrically operated	-	3	-	468
84471210	Circular knitting mach with cylinder diameter >165 mm,electrically operated	-	823	-	111
84472010	Flat knitting machines, stitch-bonding machines, electrically operated	66 172	106 973	302 694	392 276
84472020	Flat knitting machines, stitch-bonding machines, not electrically operated	-	1	-	30
84479010	Mach for making gimped yarns, tulle, lace, embroidery &mach for tufting, electrically operated	10	32 874	875	202 155
84479020	Mach for making gimped yarns, tulle, lace, embroidery &mach for tufting, not electrically operated	2	335	332	30 318
84481110	Dobbies and Jacquard, card reducing, copying, punching/assembling mach for use therewith, electrically operated	-	30 386	-	85 597
84481120	Dobbies and Jacquard, card reducing, copying, punching/assembling mach for use therewith, not electrically operated	-	22	-	297

Tabel 3 : Ekspor Indonesia menurut Komoditi ( Kode HS 8 digit )

Desember 2019

Kode H S	Uraian golongan barang	Berat bersih (Kg)		Nilai F.O.B. ( U S \$ )	
		Bulan ini	Kumulatif	Bulan ini	Kumulatif
(1)	(2)	(3)	(4)	(5)	(6)
84481910	Oth auxiliary mach for electric operated mach for knitting,weaving, preparing textile fibres, and extruding/drawing	-	244	-	2 931
84481920	Oth auxiliary mach for nonelectric operated mach for knitting, weaving, preparing textile fibres, and extruding	-	7	-	14
84482000	Parts & acc or auxiliary machines of machine for extruding,drawing, texturing/cutting man-made textile materials	3 476	51 124	283 304	5 087 150
84483100	Card clothing	-	29 701	-	2 456
84483200	Part & acc of machines for preparing textile fibres, oth than card clothing	-	12 381	-	41 013
84483300	Spindel, spindel flyers, spinning rings and ring travellers	82	738	1 472	56 850
84483900	Machines; parts and accessories of machines or auxiliary machinery of heading no. 8445, n.e.c. in item no. 8448.3	74	19 554	138	220 238
84484200	Reeds for looms, healds and heald-frames	166	3 487	7 848	251 999
84484911	Shuttles for electrically operated machines	156	1 407	13 257	53 200
84484991	Oth parts&acc of weaving machines/of their auxiliary mach, other than shuttles, of electrically operated machines	1 636	38 487	112 670	2 520 284
84484992	Oth parts&acc of weaving machines/of their auxiliary mach, other than shuttles, of non electrically operated machines	-	3	-	100
84485100	Sinker, needles and other articles used on formingstitches	-	2 300	-	106 855
84485900	Machines; parts and accessories of machines or auxiliary machinery of heading no. 8447, other than sinkers, needles and other articles used in forming stitches	8	10 928	1 623	143 066
84490010	Mach for the manufct of finishing of felt/nonwovens in thepiece/in shapes, incl for making hats, elect operated	1 140	11 791	24 465	223 853
84501110	Household/laundry-type washing mach,full-auto mach, each of a dry linen capacity<=6 kg	684	6 537	921	4 824
84501190	Household/laundry-type washing mach,full-auto mach, each of a dry linen capacity>6 kg but<=10kg	130 658	803 394	613 068	3 412 140
84501210	Household/laundry-type washing mach, with built-in centrifugal drier, each of a dry linen capacity<=6 kg	-	14 949	-	51 570
84501290	Household/laundry-type washing mach, with built-in centrifugal drier, each of a dry linen 6kg>capacity<=10kg	49 069	437 286	195 425	1 671 168
84501911	Other household/laundry-type washing mach, electricallyoperated, each of a dry linen capacity<=6 kg	-	130	-	440
84501919	Other household/laundry-type washing mach, electricallyoperated, each of a dry linen capacity>6 kg but not<=10kg	349	965	1 385	4 413
84501999	Other household/laundry-type washing mach, not electricallyoperated, each of a dry linen capacity>6 kg but not<=10kg	1	2 947	5	4 945
84502000	Household/laundry-type waching mach, each of a dry linen capacity>10kg	86 541	362 367	401 749	1 606 279
84509010	Parts of washing machine with each of a dry linen cap>10kg	-	90	-	59
84509020	Parts of washing machine with each of a dry linen cap<=10kg	725	23 331	5 623	159 518
84511000	Dry cleaning machines	3 788	39 166	17 643	130 649
84512900	Drying machines, each of a dry linen capacity>10 kg	-	3 099	-	18 049
84513010	Single roller type domestic ironing machines	2	55	9	5 721
84513090	Ironing machines and presses (incl. fusing presses), other than single roller type	531	3 607	20 527	40 191
84514000	Washing, bleaching or dyeing machines	7 500	54 971	185 500	400 113

Tabel 3 : Ekspor Indonesia menurut Komoditi ( Kode HS 8 digit )

Desember 2019

Kode H S	Uraian golongan barang	Berat bersih (Kg)		Nilai F.O.B. ( U S \$ )	
		Bulan ini	Kumulatif	Bulan ini	Kumulatif
(1)	(2)	(3)	(4)	(5)	(6)
84515000	Machines for reeling, unreeling, folding, cutting/pinking textile fabrics	-	21 120	-	231 709
84518000	Machinery; wringing, dressing, finishing, coating/impregnating textile yarns, fabrics/made up textile articles; applying paste to base fabric used in manufacture/floor coverings	4	99 033	112	255 665
84519090	Parts of machines of a dry linen capacity>10 kg	842	20 493	8 090	83 663
84521000	Sewing machines of the household type	5 549	44 649	54 722	351 369
84522100	Sewing machines; (not household type), automatic units	1	19 321	50	404 513
84522900	Sewing machines; not household or automatic unit type	1 657	36 593	10 259	544 597
84523000	Sewing machine needles	157	827	17 413	38 131
84529011	Arm&beds, stans with or w/o centre frames, flywheel, belt guards, treadles/pedals of household type of sewing machines	25 270	91 312	25 460	105 242
84529012	Furniture, bases and covers and parts there of householdtype of sewing machines	-	29 186	-	50 938
84529019	Oth parts of sewing machines of machinery of householdtype of sewing machines	0	403	17	12 098
84529091	Arm&beds, stans with or w/o centre frames, flywheel, belt guards, treadles/pedals of non household type sewing machine	-	129	-	2 009
84529099	Oth parts of sewing machines of machinery of non householdtype of sewing machines	4 927	9 549	289	15 572
84531010	Machinery for preparing, tanning/working hides, skins/leather, electrically operated	-	72 053	-	199 509
84531020	Machinery for preparing, tanning/working hides, skins/leather, not electrically operated	-	5	-	20
84532010	Machinery for making/repairing footwear, electricallyoperated	3 761	79 194	81 388	699 632
84532020	Machinery for making/repairing footwear, not electricallyoperated	-	543	-	853
84538010	Oth mach for make/repaire footwear,oth than sewing machine,electrically operated	9 656	9 987	183 419	189 019
84538020	Oth mach for make/repaire footwear,oth than sewing machine,not electrically operated	-	350	-	2 426
84539000	Parts of machinery for preparing,tanning/working hides,skins, leather	30 049	31 323	30 367	108 165
84541000	Converters	5	416	57	26 383
84542000	Ingot moulds and ladles	2 342	46 707	18 819	407 165
84543000	Casting machines	8 601	143 911	14 392	223 866
84549000	Partrs of convert, ladles, ingot moulds & casting machines	5 294	24 039	275 357	1 202 553
84552200	Cold rolling mills	-	8 685	-	32 419
84553000	Rolls of rolling mills	-	294 554	-	185 190
84559000	Metal-rolling mills; parts thereof	40	143 135	2 714	101 687
84561100	Mach tool for work any material by removal material,operated by laser	-	16 099	-	477 635
84562000	Mach tool for work any material by removal material,operated by ultrasonic processes	-	5 357	-	25 840
84563000	Mach tool for work any material by removal material,operated by electro-discharge processes	-	11 270	-	116 782
84564010	Mach tool for work any material by removal material,by plasma arc processes, for manufact of PCB/PWB	-	1	-	29
84564090	Mach tool for work any material by removal material,by plasma arc processes, for oth than manufact of PCB/PWB	-	43 222	-	127 773
84565000	Water-jet cutting machines	-	18 035	-	222 581
84569090	Wet processing equip for application by immersion ofelectrical solutions, for oth purposes	-	19 579	-	108 930
84571010	Machining centres of spindle power <= 4kW	-	51	-	16 979
84571090	Machining centres of spindle power > 4 kW	-	145 553	-	796 179

Tabel 3 : Ekspor Indonesia menurut Komoditi ( Kode HS 8 digit )

Desember 2019

Kode H S	Uraian golongan barang	Berat bersih (Kg)		Nilai F.O.B. ( U S \$ )	
		Bulan ini	Kumulatif	Bulan ini	Kumulatif
(1)	(2)	(3)	(4)	(5)	(6)
84572000	Unit construction machines (single station)	-	3 643	-	5 046
84573000	Multi-station transfer machines	-	1 165	-	32 000
84581190	Horizontal lathes, numerical controlled,spindle power >4 kW	-	27 920	-	250 507
84581910	Horizontal lathes, not numerical controlled, with the distance between the main spindle centre&the bed<=300mm	-	316	-	2 450
84589100	Lathes; for removing metal, numerically controlled, other than horizontal lathes	-	68 115	-	253 487
84589990	Oth than horizontal lathes, not numerical controlled, with the distance between the main spindle centre&the bed>300mm	3 460	83 996	25 000	117 007
84591010	Way-type unit head machines, electrically operated	-	13 567	-	92 545
84592100	Machine-tools; for drilling by removing metal, numerically controlled	-	35 899	-	177 213
84592910	Other drilling machines, not numerically controlled,electrically operated	3	4 966	35	73 579
84592920	Other drilling machines, not numerically controlled,not electrically operated	3	1 708	12	16 796
84593910	Other boring-milling machines, not numerically controlled,electrically operated	-	19 111	-	82 562
84594100	Machine-tools; for boring by removing metal, numerically controlled boring machines, n.e.c. in heading 8459	-	14 710	-	43 210
84594910	Other boring machines, not numerically controlled,electrically operated	8 580	8 620	208 966	208 991
84595100	Milling machines, knee-type, numerically controlled	-	19 050	-	97 642
84595910	Milling machines, knee-type, not numerically controlled,electrically operated	-	25	-	6 074
84596100	Machine-tools; for milling by removing metal, (not knee-type), numerically controlled	-	23 169	-	379 757
84596910	Other milling machines, not numerically controlled,electrically operated	-	12 620	-	32 878
84596920	Other milling machines, not numerically controllednot electrically operated	-	15 181	-	12 893
84597010	Other threading or tapping machines, electrically operated	10	3 975	241	113 157
84597020	Other threading or tapping machines, not electricallyoperated	-	3 790	-	69 849
84601200	Flat-surface grinding machines, numerically controlled	-	13	-	2
84601900	Flat-surface grinding machines, not numerically controlled	-	50 362	-	184 978
84602200	Centreless grinding machines, numerically controlled	-	9	-	55
84602300	Machine-tools; cylindrical grinding machines (excluding flat-surface and centreless), numerically controlled	-	2 576	-	11 041
84602910	Other grinding machines, not numerically controlled,electrically operated	9	32 089	70	326 840
84602920	Other grinding machines, not numerically controlled,not electrically operated	-	4 435	-	34 760
84603110	Mach tools, numerically controlled, for sharpening drillingbits,shank diameter<=3,175mm, fixed collets, power<=0.74kW	-	140	-	3 239
84603190	Mach tools, numeric controlled, for sharpen drill bits oththan shank diameter<=3,175mm, fixed collets, power<=0.74kW	-	2 020	-	5 288
84603910	Oth sharpening (tool/cutter grinding) mach, not numericallycontrolled, electrically operated	-	847	-	24 658
84604010	Honing or lapping machines, electrically operated	49	49 039	1 120	164 741
84604020	Honing or lapping machines, not electrically operated	-	14	-	3 165
84609010	Oth mach-tools for deburring, sharpening, grinding, honing, lapping, or similar, electrically operated	-	954	-	14 031

Tabel 3 : Ekspor Indonesia menurut Komoditi ( Kode HS 8 digit )

Desember 2019

Kode H S	Uraian golongan barang	Berat bersih (Kg)		Nilai F.O.B. ( U S \$ )	
		Bulan ini	Kumulatif	Bulan ini	Kumulatif
(1)	(2)	(3)	(4)	(5)	(6)
84609020	Oth mach-tools for deburring, sharpening, grinding, honing, lapping, or similar, not electrically operated	-	454	-	6 793
84612010	Shaping or slotting machines, electrically operated	1	5 681	6	412 609
84612020	Shaping or slotting machines, not electrically operated	2	47	40	143
84613010	Broaching machines, electrically operated	-	3 080	-	18 204
84613020	Broaching machines, not electrically operated	-	14 489	-	11 513
84614010	Gear cutting, gear grinding/gear finishing machines, electrically operated	-	2 134	-	66 349
84614020	Gear cutting, gear grinding/gear finishing machines, not electrically operated	-	154	-	490
84615010	Sawing or cutting-off machines, electrically operated	7 017	42 840	24 069	164 386
84615020	Sawing or cutting-off machines, not electrically operated	-	138	-	1 912
84619011	Oth mach-tool for planing,shaping,gear cutting,not elsewhrespecified, planing machines, electrically operated	1	580	73	1 289
84619019	Oth mach-tool for planing,shaping,gear cutting,not elsewhrespecified, oth than planing machines, electric operated	1 780	12 577	11 255	72 809
84619091	Oth mach-tool for planing,shaping,gear cutting,not elsewhrespecified, planing machines, not electrically operated	10	10	533	533
84619099	Oth mach-tool for planing,shaping,gear cutting,not elsewhrespecified, oth than planing machines, not electric operated	604	15 577	46 847	912 725
84621010	Forging or die-stamping (incl presses) & hammers,electrically operated	-	215 118	-	1 089 880
84621020	Forging or die-stamping (incl presses) & hammers,not electrically operated	-	11 543	-	37 833
84622100	Bending, folding, straightening/flattering mach (inclpresses), numerically controlled	1 222	297 108	4 977	1 966 706
84622910	Bending, folding, straightening/flattering mach (inclpresses), not numerically controlled, electrically operated	4 095	65 473	10 720	773 577
84622920	Bending, folding, straightening/flattering mach (inclpresses), not numerically controlled, not electric operated	-	37 642	-	21 462
84623100	Shearing mach (incl presses),oth than combined punching&shearing mach, numerically controlled	-	6 000	-	2 000
84623910	Shearing mach (incl presses),oth than combined punching&shearing mach, not numerically controlled, electr operated	-	10 265	-	203 646
84623920	Shearing mach (incl presses),oth than combined punching&shearing mach, not numerically controlled, not elect operate	-	3	-	15
84624100	Punching/notching machines (incl presses),incl combinedpunching&shearing mach, numerically controlled	-	1	-	14
84624910	Punching/notching machines (incl presses),incl combinedpunching&shearing, not numerically controlled, elect operate	-	31 141	-	232 497
84624920	Punching/notching machines (incl presses),incl combinedpunching&shearing, not numerical controll, not elect operate	-	135	-	400
84629100	Hydraulic presses	124	59 926	2 016	236 616
84629910	Mach for the manufct of boxes,cans&similar containers oftin plate, electrically operated	1	1	3	3
84629920	Mach for the manufct of boxes,cans&similar containers oftin plate, not electrically operated	-	6	-	869
84629950	Oth mach-tools for (incl presses) working metal by forging,hammering/die-stamping, electrically operated	5 108	272 184	186 400	848 049



Tabel 3 : Ekspor Indonesia menurut Komoditi ( Kode HS 8 digit )

Desember 2019

Kode H S	Uraian golongan barang	Berat bersih (Kg)		Nilai F.O.B. ( U S \$ )	
		Bulan ini	Kumulatif	Bulan ini	Kumulatif
		(1)	(2)	(3)	(4)
84629960	Oth mach-tools for (incl presses) working metal by forging,hammering/die-stamping, not electrically operated	10	6 444	10	14 850
84631010	Draw-benches for bars, tubes, profiles, wire/the like,electrically operated	-	14 280	-	70 024
84632010	Thread rolling machines, electrically operated	-	54 347	-	96 502
84633010	Machines for working wire, electrically operated	28	119 126	20	400 389
84633020	Machines for working wire, not electrically operated	-	17 209	-	6 600
84639010	Other mach-tools for working metals/cermets, w/o removingmaterial, electrically operated	414	36 364	1 700	52 375
84639020	Other mach-tools for working metals/cermets, w/o removingmaterial, not electrically operated	-	1 220	-	8 400
84641010	Sawing machines for working stone, ceramics/like mineralmaterials/for cold-working glass, electrically operated	-	3 868	-	10 736
84641020	Sawing machines for working stone, ceramics/like mineralmaterials/for cold-working glass, not electrically operated	-	15	-	25
84642010	Grinding/polishing mach for working stone, ceramics/likemineral material/for cold-work glass,electric operated	-	2 842	-	11 792
84642020	Grinding/polishing mach for working stone, ceramics/likemineral material/for cold-work glass,not electric operated	-	2 328	-	34 239
84649010	Oth machines for working stone, ceramics/liike mineralmaterials/for cold-working glass, electrically operated	-	78 507	-	237 142
84649020	Oth machines for working stone, ceramics/liike mineralmaterials/for cold-working glass, not electrically operated	-	8	-	254
84651000	Mach which can carry out diff types of machining operationsw/o tool change between such operations	8 000	13 000	22 225	30 725
84652000	Machining centres	12 000	15 798	90 000	123 021
84659110	Sawing machines for scoring PCB/ PWB or PCB/PWB substrateselectrically operated	61 256	248 230	272 682	1 138 196
84659120	Oth sawing machines for scoring PCB/ PWB or PCB/PWB substrates, electrically operated	-	60 679	-	213 448
84659130	Oth sawing machines for scoring PCB/ PWB or PCB/PWB substrates, not electrically operated	-	1 903	-	2 712
84659210	Planing, milling/moulding mach for routing PCB/PWB or PCB/PWB substrates, accepting router bits with shank D<=3.175mm	-	8	-	3 299
84659220	Oth planing, milling/moulding (by cutting) machines,electrically operated	-	3 439	-	7 800
84659310	Grinding, sanding or polishing machines, for working woodcork, bone/similar hard materials, electrically operated	14	127	307	3 041
84659410	Bending/assembling mach, for working wood, cork, bone/similar hard materials, electrically operated	2 870	6 020	59 114	172 516
84659420	Bending/assembling mach, for working wood, cork, bone/similar hard materials, not electrically operated	50	150	332	1 014
84659510	Drilling mach for manufact of PCB/PWB, with a spindle speed>50,000rpm and accept drill bits of shank D<=3.175mm	-	40	-	50
84659530	Other drilling/morticing machines, for working wood, cork,bone/similar hard materials, electrically operated	-	6	-	24
84659540	Other drilling/morticing machines, for working wood, cork,bone/similar hard materials, not electrically operated	-	195	-	295
84659610	Splitting, slicing/paring machines, for working wood, cork,bone/similar hard materials, electrically operated	-	34 985	-	579 332

Tabel 3 : Ekspor Indonesia menurut Komoditi ( Kode HS 8 digit )

Desember 2019

Kode H S	Uraian golongan barang	Berat bersih (Kg)		Nilai F.O.B. ( U S \$ )	
		Bulan ini	Kumulatif	Bulan ini	Kumulatif
(1)	(2)	(3)	(4)	(5)	(6)
84659930	Oth mach tools for working wood, cork, bone/similar hardmaterials, lathes, electrically operated	-	2	-	1 378
84659940	Oth mach tools for working wood, cork, bone/similar hardmaterials, lathes, not electrically operated	-	1 450	-	1 600
84659950	Mach for deburring the surfaces of PCB/PWB during manufact,mach for scoring&laminating presses for PCB/PWB/substrates,	-	57	-	2 947
84659960	Oth mach tools for working wood, cork, bone/similar hardmaterials, electrically operated	-	51	-	929
84659990	Oth mach tools for working wood, cork, bone/similar hardmaterials, not electrically operated	1	12 633	15	220 369
84661010	Tool holder&self-opening diehead for mach of 84569010, 84569020/84603110/84659110/84659210/84659510/84659950	-	3 188	-	113 700
84661090	Tool holder&self-opening diehead for mach oth of 8456901084569020/84603110/84659110/84659210/84659510/84659950	399	15 986	45 290	864 563
84662010	Work holders for mach of 85469010, 84569020, 84603110,84659110, 84659210, 84659510, 84659950	-	1 003	-	2 939
84662090	Work holders for mach oth than of 85469010, 84569020,84603110, 84659110, 84659210, 84659510, 84659950	75 738	413 290	213 703	1 183 585
84663010	Dividing heads&oth special for mach of subheading 8456901084569020, 84603110, 84659110, 84659210, 84659510/84659950	-	513	-	3 767
84663090	Dividing heads&oth special for mach oth than of subheading84569020, 84603110, 84659110, 84659210, 84659510/84659950	1 426	72 057	118 167	3 040 391
84669100	Parts & accessories suited for use solely/principally; for the machines of heading no. 8464, n.e.c. in heading no. 8466	-	987	-	23 134
84669210	Oth parts & accessories for machines of subheading 84659110, 84659210, 84659510 or 84659950	-	9 777	-	111 763
84669290	Oth parts & acc for mach of head 8465 oth than subheading 84659110, 84659210, 84659510 or 84659950	4	2 370	288	45 682
84669320	Oth parts & accessories for machines of subhead 84564010,84569020 or 84603110	15	41	5 702	12 109
84669390	Oth parts & accessories for machines of head 8456 to 8461oth than subhead 84564010,84569020 or 84603110	2 721	106 908	77 852	2 047 909
84669400	Machine-tools; parts and accessories, for the machines of heading no. 8462 or 8463, n.e.c. in heading no. 8466	31 858	200 148	681 531	2 514 620
84671100	Tools for working in the hand pneumatic rotary tipe (including combined rotary-percussion)	9	1 507	50	107 896
84671900	Tools for working in the hand pneumatic other rotary tipe (including combined rotary-percussion)	261	3 514	26 465	89 442
84672100	Drills of all kinds with self-contained electric motor	2 883	12 056	7 172	113 287
84672200	Saws with self-contained electric motor	10	1 391	577	12 638
84672900	Tools; for working in the hand, with self-contained electric motor; other than saws and drills	2 462	68 930	39 122	248 211
84678100	Chains saws with self-contained electric motor	378	14 264	370	34 217
84678900	Tools; for working in the hand, (other than chain saws), hydraulic or with self-contained non-electric motor, (not pneumatic)	895	16 102	83 935	214 501
84679110	Part of chains saws of electro-mechanical type	-	1 295	-	21 278
84679190	Other part of chains saws of electro-mechanical type	6 854	40 707	107 367	386 531
84679200	Parts of tools working in the hand of pneumatic	0	2 936	1	24 281
84679910	Other parts of tools of goods of drills, saws & all kinds non-electric motor	3 496	53 411	13 465	251 330

Tabel 3 : Ekspor Indonesia menurut Komoditi ( Kode HS 8 digit )

Desember 2019

Kode H S	Uraian golongan barang	Berat bersih (Kg)		Nilai F.O.B. ( U S \$ )	
		Bulan ini	Kumulatif	Bulan ini	Kumulatif
(1)	(2)	(3)	(4)	(5)	(6)
84679990	Other parts of tools of goods of other than drills, saws and all kinds, non-electric motor	1 085	12 922	4 458	67 089
84681000	Hand-held blow pipes	-	335	-	20 061
84682010	Hand-operated (not hand-held) gas welding or brazing appliances for metal	-	116 637	-	122 350
84682090	Other hand-operated (not hand-held) gas welding or brazing appliances for other than metal	373	1 516	3 897	73 909
84688000	Machinery and apparatus; for soldering, brazing or welding, whether or not capable of cutting, n.e.c. in heading no. 8468	2	3 493	660	59 513
84689090	Parts of goods of gas welding or brazing appliances for other than metal	9 219	135 303	557 275	8 078 818
84701000	Electronic calc,pocket-size data recording, reproducing and displaying machines with calculating functions	35	9 599	4 797	15 321
84702100	Calculating machines; electronic, incorporating a printing device, needing an external source of power	8	66	60	270
84702900	Calculating machines; electronic, (not incorporating a printing device), needing an external power source	-	1 069	-	16 627
84703000	Calculating machines; non-electronic	1 564	8 357	139 973	589 708
84705000	Cash register	69 860	1 345 797	791 811	16 172 062
84709090	Ticket-issuing machines and similar machines	33 611	196 969	2 748 441	14 534 294
84713020	Laptops including notebooks and subnotebooks	9 122	65 657	479 246	2 941 823
84713090	Oth portable automatic data processing machines, weighting<= 10 kg	618	30 724	30 371	1 165 823
84714110	Personal computers excl portable computer,CPU& I/O unit whether or not combined	864	2 078	13 052	113 790
84714190	Other PC excluding portable computer,CPU& I/O unit whether or not combined	212 312	2 067 210	10 027 374	91 325 410
84714910	Personal computers in the form of systems excl portable computers (laptop/notebook)	140	1 819	6 003	258 615
84714990	Other personal computers in the form of systems excluding portable computers (laptop/notebook)	170	4 997	17 645	432 355
84715010	Processing units for personal (incl. portable) computers not comprising & not presented in the form systems systems	618	47 260	48 603	936 968
84715090	Oth processing unit for personal comp.(excl.portable comp) not comprising & not presented in the form systems systems	9 963	22 449	41 350	1 133 195
84716030	Computer keyboards	211	3 833	3 869	49 003
84716040	Mouses, light pens, joysticks, track balls, and touch sensitive screens	17 511	287 185	1 016 606	16 222 993
84716090	Other input or output units, whether or not containing storage units in the same housing	72 598	492 140	2 460 554	18 717 370
84717010	Floppy disk drive	2	172	59	33 348
84717020	Hard disk drive	2 315	26 056	128 205	2 386 171
84717030	Tape drive	30	443	5 585	47 021
84717040	Optical disk drives, including CD-ROM drives, DVD drives and CD-R drives	33	4 707	7 267	350 293
84717050	Proprietary format storage device incl media therefor with or without removable media, optical or other technology	17	7 435	363	268 676
84717091	Proprietary format storage automated backup systems	-	9	-	2 753
84717099	Oth proprietary format storage devices incl media therefor with or without removable media, optical or other technology	118	2 506	34 437	943 788
84718010	Control and adaptor units	365	16 317	46 066	1 265 135
84718070	Sound cards or video cards	41	1 780	7 050	366 889
84718090	Other control units	454	9 245	66 978	828 323
84719010	Bar code readers	97 503	815 610	2 509 365	24 391 194
84719030	Electronic fingerprint identification systems	120	852	16 310	108 154
84719040	Other optical character readers	91	1 374	5 492	143 778
84719090	Other units of automatic data processing machines :	21 209	169 882	4 034 432	29 570 909
84721010	Duplicating machines with electrically operated	0	123	9	2 236
84729010	Automatic teller machines	6 588	9 630	344 602	521 173

Tabel 3 : Ekspor Indonesia menurut Komoditi ( Kode HS 8 digit )

Desember 2019

Kode H S	Uraian golongan barang	Berat bersih (Kg)		Nilai F.O.B. ( U S \$ )	
		Bulan ini	Kumulatif	Bulan ini	Kumulatif
(1)	(2)	(3)	(4)	(5)	(6)
84729049	Oth typewriters auto oth than printers of heading 8443	-	5 181	-	80 909
84729060	Other word-processing machines with electrically operated	-	226	-	6 082
84729090	Other word-processing mach with not electrically operated	1 200	1 601	1 525	9 335
84732100	Parts of the electronic calculating machines of subheading 84701000, 84702100 or 84702900	28	24 926	63	256 423
84732900	Parts of the electronic calculating machines oth thansubheading 84701000, 84702100 or 84702900	304	7 382	12 186	303 911
84733010	Parts and accessories assembled printed circuit boards of the machines of heading 8471	49 086	509 349	12 352 466	108 135 187
84733090	Parts and accessories assembled other than printed circuit boards of the machines of heading 8471	934 759	12 105 377	5 815 790	84 054 335
84734010	Parts and accessories of the machines of heading 8472 for electrically operated machines	2 027	23 552	832 173	5 780 459
84734020	Parts and accessories of the machines of heading 8472 for non electrically operated machines	178	2 409	23 080	857 665
84735010	Parts and accessories suitable for use with the machines of heading 8471	-	145	-	2 349
84735090	Parts and accessories suitable for use with the machines of heading 8470 and 8472	1 888	74 911	16 305	3 110 549
84741010	Sorting, screening, separating or washing machines electrically operated	491	22 050	3 437	319 819
84741020	Sorting, screening, separating or washing machines non electrically operated	-	34 777	-	5 438
84742011	Crushing or grinding machines stone electrically operated for stone	-	68 008	-	62 814
84742019	Crushing or grinding machines stone electrically operated for other than stone	3 154	21 325	21 512	68 293
84742021	Crushing or grinding machines stone not electrically operated for stone	-	58	-	873
84742029	Crushing or grinding machines stone not electrically operated for other than stone	13	1 222	327	1 303
84743110	Concrete or mortar mixers electrically operated	2 360	325 544	7 390	394 179
84743120	Concrete or mortar mixers not electrically operated	150	18 835	200	45 394
84743219	Machines for mixing mineral substances with bitumen electrically operated of an output capacity > 80 t/h	-	12 665	-	31 605
84743229	Machines for mixing mineral substances with bitumen not electrically operated of an output capacity > 80 t/h	-	737	-	230
84743910	Other machines for mixing mineral substances with bitumen electrically operated	290	28 180	378	412 373
84743920	Other machines for mixing mineral substances with bitumen not electrically operated	4 709	8 959	69 657	73 786
84748010	Machinery for agglomerating, shaping or moulding, for forming foundry moulds of sand electrically operated	-	160 930	-	997 767
84748020	Machinery for agglomerating, shaping or moulding, for forming foundry moulds of sand not electrically operated	-	1 314	-	1 721
84749010	Other machinery for agglomerating, shaping/moulding, for forming foundry moulds of sand electrically operated	3 272 100	48 011 035	8 597 515	118 537 630
84749020	Other machinery for agglomerating, shaping/moulding, for forming foundry moulds of sand not electrically operated	21 834	881 342	71 784	2 316 816
84751010	Machines for assembling electric/electronic lamps, tubes/valves/flashbulbs, in glass envelopes, electrically operated	-	1 216	-	60 534
84751020	Machines for assembl electric/electronic lamps,tubes/valvesor flashbulbs, in glass envelopes, not electrically operated	-	5	-	2 461
84752900	Machines; for manufacturing or hot working glass or glassware, not for making optical fibres and preforms thereof	-	14 528	-	167 439

Tabel 3 : Ekspor Indonesia menurut Komoditi ( Kode HS 8 digit )

Desember 2019

Kode H S	Uraian golongan barang	Berat bersih (Kg)		Nilai F.O.B. ( U S \$ )	
		Bulan ini	Kumulatif	Bulan ini	Kumulatif
(1)	(2)	(3)	(4)	(5)	(6)
84759010	Parts machines for making optical fibres of electrically operated	-	29 644	-	156 186
84762100	Automatic beverage-vending machines incorporating heating or refrigerating devices	237 942	2 208 879	2 008 597	17 374 142
84768900	Machines; automatic goods-vending machines, not incorporating heating or refrigerating devices	-	630	-	24 291
84769000	Parts automatic goods-vending machines incorporating heating or refrigerating devices	108 063	467 948	1 069 082	5 645 648
84771010	Injection machines for moulding rubber	4 019	228 837	177 312	1 086 419
84771031	Injection machines for plastics, poly (vinyl chloride)	-	48 730	-	370 255
84771039	Other injection machines for plastics	56 087	488 392	73 532	1 586 639
84772010	Extruders machine for rubber	-	43 269	-	463 047
84772020	Extruders machine for plastics	16 212	41 441	20 000	117 163
84773000	Blow moulding machines	8 079	46 620	97 354	945 031
84774010	Vacuum machines for moulding or forming rubber	4 657	7 423	5 150	26 470
84774020	Vacuum machines for moulding or forming plastics	-	6 772	-	89 107
84775100	Machines for moulding or retreading pneumatic tyres or form moulding or otherwise forming inner tubes	-	10	-	5
84775910	Other machines for moulding or forming rubber	490	9 028	2 283	183 253
84775920	Other machines for moulding or forming plastics	-	326	-	1 853
84778010	Other machine for working rubber/products from rubber, electrically operated	4 619	52 015	316 556	1 315 195
84778020	Other machine for working rubber/products from rubber, not electrically operated	-	600	-	5 694
84778031	Lamination presses for the manufacture of PCB/PWBelectrically operated	143	1 930	40	1 252
84778039	Oth lamination presses for plastics/products from plasticselectrically operated	6 141	1 219 691	87 203	1 943 045
84778040	Other machine for working plastics/products from plastics, not electrically operated	-	600	-	1 768
84779010	Parts of machine for working rubber/products from rubber, electrically operated	180	12 123	175	336 330
84779020	Parts of machine for working rubber/products from rubber, not electrically operated	1	623	81	21 496
84779032	Parts of lamination presses for the manufacture of PCB/PWBelectrically operated	638	7 835	43 186	644 864
84779039	Parts of electric machine for working plastic&productsoth than lamination presses for manufacture of PCB/PWB	52 805	104 202	1 298 828	1 687 504
84779040	Parts of non-electric machine for working plastics/products from plastics materials	178	20 695	8 381	114 613
84781010	Machines for preparing or making up tobacco,electrically operated	19 926	248 297	896 058	28 639 462
84781020	Machines for preparing or making up tobacco, not electrically operated	24 376	221 069	319 735	3 004 181
84789010	Parts of machines for preparing or making up tobacco,electrically operated	-	137 957	-	8 353 389
84789020	Parts of machines for preparing or making up tobacco,not electrically operated	0	8 477	342	233 896
84791010	Machines for public works/building/the like, electrically operated	1 500	91 362	2 210	576 744
84791020	Machines for public works/building/the like, not electrically operated	-	82 725	-	94 192
84792010	Machines for the extraction/preparation of animal/fixed vegetable fats or oils, electrically operated	-	4 776	-	3 289
84792020	Machines for the extraction/preparation of animal/fixed vegetable fats or oils, not electrically operated	-	2 043	-	18 602
84793010	Machines presses for particle board/building and treating wood/cork, electrically operated	-	24 500	-	1 750
84794010	Rope or cable-making machines, electrically operated	-	8 173	-	31 703
84794020	Rope or cable-making machines, not electrically operated	-	6	-	15

Tabel 3 : Ekspor Indonesia menurut Komoditi ( Kode HS 8 digit )

		Desember 2019			
Kode H S	Uraian golongan barang	Berat bersih (Kg)		Nilai F.O.B. ( U S \$ )	
		Bulan ini	Kumulatif	Bulan ini	Kumulatif
(1)	(2)	(3)	(4)	(5)	(6)
84795000	Industrial robots machines,not elsewhere specified/included	571	9 112	21 659	109 387
84796000	Machines evaporative air coolers	673	5 113	2 627	42 299
84797100	Passenger boarding bridges of kind a used in airports	160 467	783 058	1 199 730	4 504 730
84797900	Machinery and mechanical appliances; passenger boarding bridges, other than of a kind used in airports	-	4 665	-	6 653
84798110	Machines for treating metal, including electric wire coilwinders, electrically operated	296 352	412 130	1 570 604	3 093 579
84798120	Machines for treating metal, including electric wire coilwinders, not electrically operated	49 000	71 116	237 000	335 066
84798210	Mixing, kneading, crushing, grinding, screening, sifting, homogenising, emulsifying/stirring machines, electrically operated	35 633	124 945	409 197	1 107 560
84798220	Mixing, kneading, crushing, grinding, screening, sifting, homogenising, emulsifying/stirring machines, not elect. operated	635	5 092	500	19 246
84798920	Machinery or apparatus for assembling CPU daughter boards and the regeneration of chemical solution used, elect.operated	21	68 524	529	11 497 632
84798931	Automatic service-vending machines, electrically operated	-	1 820	-	81 483
84798939	Other automatic service-vending machines, electrically operated	74 876	945 419	571 620	11 408 348
84798940	Other automatic service-vending machines, not electrically operated	378 281	1 255 641	2 821 124	11 405 989
84799020	Parts of goods of subheading 8479.89.20	9 983	117 672	54 453	785 408
84799030	Parts of machines of machine subheading 8479.89.20, electrically operated	18 314	123 312	891 750	7 468 139
84799040	Parts of machines of machine subheading 8479.89.20, not electrically operated	17 174	473 913	428 193	21 312 051
84801000	Moulding boxes for metal foundry	1 775	28 766	16 993	353 574
84802000	Mould bases	2 871	64 368	8 065	357 441
84803010	Moulding patterns of copper	-	736	-	650
84803090	Moulding patterns of other materials	376 685	1 305 680	386 670	3 908 722
84804100	Moulds for metal/metal carbides injection or compression types	21 034	125 014	282 510	3 307 496
84804900	Moulds; for metal or metal carbides, other than injection or compression types	42	292 685	11 063	1 202 995
84805000	Moulds for glass	-	920	-	3 688
84806000	Moulds for mineral materials	12 964	161 853	75 111	1 115 288
84807110	Moulds for footwear soles, injection or compression types	4 174	167 459	73 150	1 456 432
84807190	Other moulds for rubber plastics, injections types	31 834	666 766	509 025	10 052 428
84807910	Moulds for footwear soles, not injection/compression types	18 382	73 855	397 610	894 453
84807990	Other moulds for rubber plastics, not injections types	6 049	191 639	198 936	4 788 670
84811011	Sluice / gate valves with 5 cm ? internal diameter ? 40 cm	4	2 717	746	33 753
84811019	Other sluice / gate valves of iron or steel	980	47 860	40 285	777 641
84811021	Sluice / gate valves of copper/copper alloy an internal diameter<= 2,5 cm	-	2 280	-	6 753
84811091	Sluice / gate valves of plastics, 1 cm<=internal diameter<=2,5 cm	-	320	-	3 712
84811099	Other taps, cocks, valves & similar appliances for pipes, boiler shells, tanks, vats or the like	47 648	773 555	547 403	9 036 572
84812010	Sluice/gate valves for oleohydraulic or pneumatic transmissions 5 cm<=internal diameter<=40 cm	-	233	-	45 261
84812020	Sluice/gate valves of copper/alloy 1 cm ? int.diam ? 2,5 cm of plastics 1 cm<=int.diam<=2,5 cm for oleohydr/pneumatic	-	25 721	-	89 699
84812090	Other sluice/gate valves for oleohydraulic or pneumatic	7 798	125 317	152 218	2 773 180
84813010	Swing check-valves, of cast iron, with 4 cm<=an inlet of internal diameter ?60 cm	258 940	3 108 346	2 355 076	28 499 204

Tabel 3 : Ekspor Indonesia menurut Komoditi ( Kode HS 8 digit )

Desember 2019

Kode H S	Uraian golongan barang	Berat bersih (Kg)		Nilai F.O.B. ( U S \$ )	
		Bulan ini	Kumulatif	Bulan ini	Kumulatif
(1)	(2)	(3)	(4)	(5)	(6)
84813020	Swing check-valves of copper or copper alloys, with an internal diameter<= 2.5 cm	6	6	1 577	1 577
84813040	Swing check-valves of plastics, with 1 cm<=internal diameter<=2,5 cm	15	960	1 184	38 628
84813090	Other swing check-valves, of cast iron, with 4 cm<=an inlet of internal diameter ?60 cm	535	41 127	4 374	444 443
84814010	Safety or relief valves of copper or copper alloys,with an internal diameter of<=2.5 cm	2	16	124	2 432
84814030	Safety or relief valves of plastics,with 1 cm<=internal diameter<=2,5 cm	-	1	-	32
84814090	Other safety or relief valves	816	88 506	95 053	1 605 708
84818011	Valves for inner tubes of copper or copper alloys	70	602	2 382	11 306
84818012	Valves for inner tubes of other materials	-	11 934	-	284 349
84818014	Valves for tubeless tyres of other materials	1 036	1 859	61 462	72 174
84818021	Liquefied Petroleum Gas (LPG) cylinder valves of copper or copper alloys with inlet/outlet internal diameters<=2.5 cm	1 247	39 349	7 710	226 928
84818022	Liquefied Petroleum Gas (LPG) cylinder valves of copper or copper alloys with inlet/outlet internal diameters > 2.5 cm	-	178	-	4 844
84818030	Cocks and valves, whether or not fitted with piezo-electric igniters, for gas stoves or ranges	766	23 655	5 248	1 293 063
84818040	Aerated or carbonated liquid bottle valves; valves for gas operated beer dispensing units	-	61 160	-	348 481
84818050	Mixing taps and valves	6 688	76 194	94 928	1 363 669
84818061	Manually operated gate valves of cast iron with 5 cm<=an internal diameter<=40 cm	-	725	-	16 194
84818062	Other manually operated gate valves of cast iron	52 559	781 712	879 174	13 376 970
84818063	Other gate valves and butterfly valves of cast iron	-	601	-	16 375
84818065	Other hog nipple waterers of plastics	-	1	-	141
84818067	Other nipple joint valves	-	1 990	-	87 400
84818072	Other ball valves of plastics	269	49 495	4 648	845 114
84818073	Gate valves, manually operated, of iron or steel with 5 cm<=an internal diameter<=40 cm	7 114	295 681	240 965	4 893 123
84818074	Gate valves, manually operated, of iron or steel with an internal diameter > 40 cm	-	17 500	-	270 589
84818077	Gate valves, manually operated, of iron or steel with an internal diameter < 5 cm	-	8	-	1 440
84818079	Other manifold valves of plastics	35	631	570	15 649
84818081	Pneumatically controlled valves of plastics with 1 cm<=internal diameter<=2,5 cm	-	228	-	3 132
84818082	Other pneumatically controlled valves of plastics	286	7 928	14 935	241 980
84818085	Other valves of plastics with an inlet diameter < 1 cm	19	303	296	1 017
84818087	Fuel cut-off valves for vehicles of heading 8702, 8703/8704	-	2	-	362
84818088	Other fuel cut-off valves for vehicles of plastics	-	2	-	1 137
84818089	Other, manually operated, weighing ? 3 kg of steel/nickel	-	56	-	529
84818091	Water taps of copper or copper alloy, with an internal diameter<=2.5 cm	152	6 197	3 565	143 330
84818092	Fuel cut-off valves for vehicles of copper/alloy of heading 8702, 8703 or 8704	-	71	-	35
84818099	Other fuel cut-off valves for vehicles of copper/alloy	90 838	1 180 615	926 934	12 200 023
84819010	Housings for sluice or gate valves with inlet or outlet of 50 mm ?an internal diameter<=400 mm	28 707	199 227	444 091	3 855 321
84819021	Bodies, for water taps with internal diameter ? 25 mm	8 777	123 768	78 699	853 084
84819022	Bodies,for LPG cylinder valves with internal diamtr ? 25 mm	-	1	-	1
84819023	Other bodies for taps, cocks,valves,with internal diameter<=25 mm	503	60 233	6 172	694 629
84819029	Other parts for taps.cocks.valves,with internal diameter<=25 mm	2 083	11 451	38 664	226 799
84819031	Valve bodies or stems of inner tube/ tubeless tyre valves of copper or alloy copper	-	1 616	-	25 539

Tabel 3 : Ekspor Indonesia menurut Komoditi ( Kode HS 8 digit )

Desember 2019

Kode H S	Uraian golongan barang	Berat bersih (Kg)		Nilai F.O.B. ( U S \$ )	
		Bulan ini	Kumulatif	Bulan ini	Kumulatif
(1)	(2)	(3)	(4)	(5)	(6)
84819039	Valve bodies or stems of inner tube/ tubeless tyre valves of other materials	12 036	72 927	208 490	1 258 791
84819049	Valve cores of inner tube or tubeless tyre valves of other materials	-	863	-	34 516
84819090	Other parts of housing for sluice or gate valves	54 373	717 289	994 994	9 287 331
84821000	Ball bearings	530 272	7 039 089	10 716 051	143 134 800
84822000	Tapered roller bearings, including cone and tapered roller assemblies	178	16 831	116 721	1 781 502
84823000	Spherical roller bearings	123	11 847	5 327	171 403
84824000	Needle roller bearings	49	1 556	13 450	32 946
84825000	Bearings; cylindrical roller bearings n.e.c. in heading no. 8482	20	7 941	194	95 106
84828000	Bearings; n.e.c. in heading no. 8482, including combined ball/roller	87 724	1 259 154	222 437	2 403 626
84829100	Parts of ball, needles and rollers	318 211	4 225 626	1 588 613	21 211 757
84829900	Bearings; parts, (other than balls, needles and rollers)	16 813	202 044	132 761	2 060 069
84831010	Transmission shafts and cranks for machinery of heading 84.29 or 84.30	35 784	922 036	326 456	9 382 678
84831024	Cam shafts and crank shafts for engines of vehicles of heading 8711	197 548	2 493 961	1 674 190	24 423 499
84831025	Other cam shafts and crank shafts for engines of vehicles of a cylinder capacity<=2000 cc	122 510	1 359 506	1 047 175	13 185 936
84831026	Other cam shafts and crank shafts for engines of vehicles of 2000 cc<cylinder capacity<=3000 cc	111 011	1 519 238	714 834	10 057 298
84831027	Other cam shafts and crank shafts for engines of vehicles of a cylinder capacity>3000 cc	64 284	1 650 727	151 732	3 391 868
84831039	Cam shafts and crank shafts for marine propulsion engines of an output>22.38 kW	24 891	73 828	134 435	414 682
84831090	Other cam shafts and crank shafts for engines of vehicles	35 047	496 824	528 278	6 024 050
84832020	Bearing housings, incorporating ball or roller bearings for machinery of heading 8429 or 8430	-	1 139	-	6 651
84832030	Bearing housings, incorporating ball or roller bearings for engine and vehicles of chapter 87	-	35	-	363
84832090	Other bearing housings, incorporating ball/roller bearings	748	3 293	12 083	48 495
84833030	Bearing housings, not incorporating ball or roller bearings for engine and vehicles of chapter 87	27 571	319 736	433 490	5 303 474
84833090	Other bearing housings, not incorporating ball or roller bearings	43 099	375 825	640 484	5 255 265
84834020	Gears and gearing for marine vessels	255	798	6 336	8 715
84834030	Gears and gearing for machinery of heading 8429 or 8430	69 959	1 164 913	1 095 820	21 828 997
84834040	Gears and gearing for vehicles of chapter 87	44 194	579 612	437 295	6 086 819
84834090	Other gears and gearing, transmission elements presented separately including torque converters :	89 463	2 004 567	642 434	16 318 701
84835000	Flywheels and pulleys, including pulley blocks	324 257	4 775 355	855 752	16 976 858
84836000	Clutches and shaft couplings (including universal joints)	17 377	293 666	165 133	2 802 607
84839011	Toothed wheels, chain sprockets and other transmissions for tractors of subheading 870110 or 870191 to 870195	-	673	-	12 254
84839013	Toothed wheels, chain sprockets and other transmissions for other tractors of heading 8701	55 000	223 731	30 250	285 120
84839014	Toothed wheels, chain sprockets and other transmissions for goods of heading 8711	71 030	973 938	898 326	11 054 893
84839015	Toothed wheels, chain sprockets and other transmissions for other goods of chapter 87	-	18 601	-	83 453
84839019	Other parts of goods of transmission shafts (incl cam shaft and crank shafts) and cranks	15 722	110 823	103 502	959 557
84839091	Other toothed wheels, chain sprockets & other transmission for tractors of subheading 870110 or 870191 to 870195	-	5 493	-	75 673



Tabel 3 : Ekspor Indonesia menurut Komoditi ( Kode HS 8 digit )

Desember 2019

Kode H S	Uraian golongan barang	Berat bersih (Kg)		Nilai F.O.B. ( U S \$ )	
		Bulan ini	Kumulatif	Bulan ini	Kumulatif
(1)	(2)	(3)	(4)	(5)	(6)
84839094	Other toothed wheels, chain sprockets & other transmissionfor goods of heading 8711	1 224	5 277	37 651	136 656
84839095	Other toothed wheels, chain sprockets & other transmissionfor goods of chapter 87	14 939	205 698	183 540	2 473 885
84839099	Other toothed wheels, chain sprockets & other transmission elements presented separately	125 986	2 337 578	1 238 563	22 598 063
84841000	Gaskets and similar joints of metal sheeting combined withother material or of two or more layers of metal	41 685	615 591	1 025 002	15 591 201
84842000	Mechanical seals	123 791	1 241 615	2 854 101	26 926 163
84849000	Gasket sets or assortments of gaskets and similar joints; dissimilar in composition, put up in pouches, envelopes or similar packings	17 611	175 264	551 155	4 191 474
84861030	Spin dryers for semiconductor wafer processing	-	400	-	739
84861040	Machines for working by removal of material, by laser/otherlight/photon beam in the production of semiconductor wafers	-	12 925	-	20 000
84861050	Grinding, polishing and lapping machines for processing of semiconductor wafers	-	79	-	395
84861090	Other machines and apparatus for the manufacture of boulesor wafers	-	5 975	-	50 089
84862019	Other machines and apparatus film formation equipment	-	2	-	9 705
84862031	Deflash machines;spraying appliances for etching,stripping or cleaning semiconductor wafers	-	167 750	-	1 730 262
84862033	Apparatus for wet etching, developing, stripping/cleaningsemiconductor wafers	-	15	-	10
84862039	Other etching and stripping equipment	1 430	1 614	348	558
84862091	Lasercutters for cutting contacting tracks in semiconductor production by laser beam	-	1 475	-	7 104
84862099	Other lasercutters for cutting contacting tracks insemiconductor production by laser beam	11	2 990	81	261 032
84863010	Apparatus for dry etching patterns on flat panel displaysubstrates	2	243	1	40 242
84863030	Chemical vapour deposition apparatus; spinners ; apparatus for physical deposition on flat panel display substrates	-	1	-	17
84863090	Machines for the manufacture of flat panel display	-	2	-	100
84864020	Die attach apparatus, tape automated, wire bonders and encapsulation equipment for the assembly of semiconductors	10 926	79 911	62 394	1 885 500
84864030	Moulds for manufacture of semiconductor devices	-	4 630	-	2 200
84864040	Optical stereoscopic microscopes for the handling and transport of semiconductor wafers or reticles	-	3 405	-	421 500
84864090	Apparatus oth opt. stereoscopic, photomicrographic,electronbeam microscopes, pattern generating for trans. smcondctor	-	2 380	-	52 062
84869011	Parts and accessories of apparatus for rapid heating of semiconductor wafers	-	57	-	520
84869013	Parts & acces of machines for removal of material,by laser/other light/photon beam in the prod. of smiconductor wafers	-	436	-	7 572
84869014	Parts and accessories tool holders & self-opening dieheads for sawing monocrystal semiconductor bouls	39	215	8 132	13 198
84869015	Parts and accessories other than tool holders&self-openingdieheads machines for processing of semiconductor wafers	4	1 132	4 751	34 382
84869016	Parts and accessories of grinding, polishing and lapping machines for processing of semiconductor wafers	-	204	-	397
84869019	Other parts & access. of machines for sawing monocrystal semiconductor boules into slices, or wafers into chips	-	4	-	782

Tabel 3 : Ekspor Indonesia menurut Komoditi ( Kode HS 8 digit )

Desember 2019

Kode H S	Uraian golongan barang	Berat bersih (Kg)		Nilai F.O.B. ( U S \$ )	
		Bulan ini	Kumulatif	Bulan ini	Kumulatif
(1)	(2)	(3)	(4)	(5)	(6)
84869024	Parts and accessories tool holders & self-opening dieheads for spraying semiconductor wafers	-	0	-	156
84869025	Parts and accessories other than tool holders&self-openingfor spraying semiconductor wafers	35	110	5 000	15 200
84869026	Parts and accessories tool holders & self-opening dieheads for dicing machine semiconductor wafers	643	689	120	185
84869027	Parts and access. other than tool holders & self-opening dieheads for dicing machine semiconductor wafers	-	171	-	9 731
84869029	Parts & access. other than of resistance heated furnaces and ovens for the manufacture of semiconductor devices	300	507	737	1 327
84869032	Parts & accessories of tool holders & self-opening diehead apparatus for wet etching patterns on flat panel displays	-	158	-	5 174
84869035	Parts & accessories of spinners for coating photosensitive emulsions on flat panel display substrates	-	11	-	602
84869042	Parts & access. die attach apptus tape auto, wire bonders & encapsulation equipment for the assembly of semiconductors	-	824	-	3 448
84869043	Parts and accessories moulds for manufacture of semiconductor devices	-	6	-	35
84869046	Parts & accessories pattern generating apparatus of a kind used for prod. Masks/reticles from photoresist coated substr	-	168	-	1 973
84869049	Parts&access. apptus oth than opt. stereoscopic, photomicrographic,microscopes,pattern generating for trans. smcondctor	1 937	18 308	84 266	1 182 730
84871000	Ships or boats propellers & blades therefor not containingelect. connectors,insulators,coils, other elect. features	4 769	38 140	4 362	346 269
84879000	Propellers & blades not for ships or boats	9 954	590 607	224 013	8 869 810
85011021	Stepper motor DC of kind for AC,refrigerator,washing mach,electr. domestic appl.,storage water heater, output<=37,5 W	-	366	-	6 408
85011029	Stepper motor DC oth than for AC,refrigerator,washing mach,electr. dom. appl.,storage water heat, 5 W<output <=37,5 W	72 885	1 005 639	2 401 406	29 541 867
85011030	Spindle motors, output <= 37,5 W	26	8 400	65	3 769
85011041	Spindle motor DC of kind for AC,refrigerator,washing mach,electr. domestic appl.,storage water heater, output<=37,5 W	6 391	63 345	8 485	150 531
85011049	Spindle motor DC oth than for AC,refrigerator,washing mach,electr. domestic appl.,storage water heater	602 178	7 904 027	9 461 240	123 152 311
85011051	Other stepper motor (AC/DC) of kind for washing mach,electr. domestic appl.,storage water heater	-	44	-	3 298
85011059	Other stepper motor (AC/DC) other than for AC,refrigerator,washing mach,electr. domestic appl.,storage water heater	3 808	13 614	38 204	125 864
85011060	Other spindle motors (AC/DC), output <= 37,5 W	15 947	234 304	514 950	6 584 917
85011091	Other spindle motor (AC/DC) for AC,refrigerator,washing machine,electr. domestic appl.,storage water heater	0	1 805	1	4 177
85011099	Other spindle motor (AC/DC) not for refrigerator,washing machine,AC,electr. domestic appl.,storage water heater	22 260	55 566	575 562	1 206 567
85012019	Universal AC/DC motor oth than for AC,refrigerator,washing mach, electr. Dom. appl.,storage wtr heater an output<=1 KW	22	365	420	6 618
85012029	Universal AC/DC motor oth than for AC,refrigerator,washing mach, electr. Dom. appl.,storage wtr heater an output> 1 kW	22	1 034	1 416	33 325

Tabel 3 : Ekspor Indonesia menurut Komoditi ( Kode HS 8 digit )

Desember 2019

Kode H S	Uraian golongan barang	Berat bersih (Kg)		Nilai F.O.B. ( U S \$ )	
		Bulan ini	Kumulatif	Bulan ini	Kumulatif
		(1)	(2)	(3)	(4)
85013130	Other motor DC for AC,refrigerator,washing machine,elect.domestic appl.,storage water heater an ouput <= 750 W	1 282	19 470	12 157	191 933
85013140	Other motor DC oth than for AC,refrigerator,washng machine,elect.domestic appl.,storage water heater an ouput<= 750 W	216 819	3 958 185	2 455 472	44 635 182
85013150	Generators of an ouput <= 750 W	629	72 177	1 383	158 276
85013222	Oth motor DC oth than for AC,refrigerator,washing machine,elect.dom. appl.,storage water heater 750< ouput<=37,5 kW	237	4 155	9 393	59 610
85013223	Generators DC, of 750 W <an ouput <= 37,5 kW	12 462	74 255	3 470	306 470
85013231	Other motor DC for AC,refrigerator,washing machine,elect.domestic appl.,storage water heater 37,5 kW<ouput <= 75 kW	-	53	-	2 268
85013233	Generators DC, of 37,5 kW < an ouput <= 75 kW	-	2 328	-	23 964
85013300	Electric motors and generators; DC, of an output exceeding 75kW but not exceeding 375kW	-	1 500	-	3 500
85013400	Electric motors and generators; DC, of an output exceeding 375kW	-	73 699	-	114 740
85014011	Oth motor AC Single-phase for AC,refrigerator,washing mach,elect.domestic appl.,storage water heater an ouput <= 1 kW	1	7 911	4	13 892
85014019	Oth mtr AC single-phase oth than for AC,refrig,washing machelect.domestic appl.,storage water heater an ouput <= 1 kW	77	29 761	375	620 360
85014021	Oth motor AC Single-phase for AC,refrigerator,washing mach,elect.domestic appl.,storage water heater an ouput > 1 kW	32	457	1 852	10 214
85014029	Oth mtr AC single-phase oth than for AC,refrig,washing machelect.domestic appl.,storage water heater an ouput > 1 kW	-	8 070	-	122 259
85015111	Oth mtr AC multi-phase w/ output <=750W, used forrefrigerator, AC, wash mach, elect domestic app,water heater	53	9 339	2 004	45 446
85015119	Oth mtr AC multi-phase w/ output <=750W, used oth than forrefrigerator, AC, wash mach, elect domestic app,water heater	-	941	-	38 388
85015219	Oth mtr AC multi-phase w/ output <=1kW, used oth than forrefrigerator, AC, wash mach, elect domestic app,water heater	120	2 897	976	78 390
85015221	Oth mtr AC multi-phase w/ 1kW<output<=37,5kW, used forrefrigerator, AC, wash mach, elect domestic app,water heater	9	9	1 051	1 051
85015229	Oth mtr AC multi-phase w/ 1kW<output<=37,5kW, used oth thanfor refrigeratr,AC,wash mach,elect domestic app,water heater	285	6 565	6 993	82 628
85015239	Oth mtr AC multi-phase w/ 37,5kW<output<=75kW, used oth thnfor refrigeratr,AC,wash mach,elect domestic app,water heater	1 924	4 958	6 846	44 248
85015300	Electric motors; AC motors, multi-phase, of an output exceeding 75kW	2 550	123 528	64 310	550 097
85016110	Generator AC (altenators) of an ouput <= 12,5 kVA	-	100	-	5 248
85016120	Generator AC (altenators) of an ouput > 12,5 kVA	-	139	-	6 420
85016210	Generator AC (altenators) of 75 kVA < ouput <= 150 kVA	-	81	-	1 050
85016220	Generator AC (altenators) of 150 kVA < ouput <= 375 kVA	2 161	3 061	1 700	3 940
85016400	Generator AC (altenators) of an ouput > 750 kVA	-	47	-	1 031
85021100	Generating sets (diesel or semi-diesel engines) of an output <=75 kVA	84 916	838 141	711 913	7 075 610
85021210	Generating sets (diesel or semi-diesel engines) of an 75 kVA < output <= 125 kVA	-	25 644	-	48 816
85021220	Generating sets (diesel or semi-diesel engines) of an 125 kVA < output <= 375 kVA	-	83 991	-	284 017

Tabel 3 : Ekspor Indonesia menurut Komoditi ( Kode HS 8 digit )

Desember 2019

Kode H S	Uraian golongan barang	Berat bersih (Kg)		Nilai F.O.B. ( U S \$ )	
		Bulan ini	Kumulatif	Bulan ini	Kumulatif
(1)	(2)	(3)	(4)	(5)	(6)
85021390	Generating sets (diesel or semi-diesel engines) of an 375 kVA < output <= 12.500 kVA	571	1 021 979	4 728	5 541 381
85022020	Generating sets (gasoline engines) of an 75 kVA < output <= 100 kVA	-	1 667	-	639
85022030	Generating sets (gasoline engines) of an 100 kVA < output <= 10.000 kVA	-	513 286	-	1 119 745
85022049	Generating sets (gasoline engines) of an 10.000 kVA < output < 12.500 kVA	-	45 380	-	68 907
85023110	Other generating sets wind-powered of an output<= 10MW	-	1	-	33
85023910	Other generating sets other-powered of an output <= 10 kVA	-	1 031	-	1 945
85023920	Other generating sets other-powered of 10 kVA <output<= 10.000 kVA	-	53	-	530
85023939	Other generating sets other-powered of 10.000 kVA < output< 12.500 kVA	-	130 089	-	438 682
85024000	Electric rotary converters	66	134	6 755	9 096
85030020	Part of generators/sets for electric motor and electric generating/sets of an output >= 12.500 kVA	210	1 090	1 867	26 629
85030090	Part of generators/sets for electric motor and electric generating/sets of an output < 12.500 kVA	87 503	776 180	1 544 146	14 460 394
85041000	Ballasts for discharge lamps or tubes	-	1 598	-	33 835
85042111	Auto transformers with a power handling capacity ? 1 kVA and of a high side voltage of 110 kV or more	12 464	114 827	120 693	1 334 479
85042119	Oth instrument transformers with a power handling 1 kVA < capacity<=10 kVA and voltage of ? 110 kV	444	2 738	13 638	68 156
85042192	Oth instrument transformers with a power handling capacity > 10 kVA and of a high side voltage of ? 110 kV	-	153	-	2 500
85042199	Oth Instrument transformers with a power handling capacity ? 650 kVA	2 320	193 465	46 398	1 078 157
85042211	Auto transformers with a power handling capacity > 650 kV and voltage<=10.000 kV	-	16	-	147
85042219	Oth auto transformers with high side voltage ? 66 kV	174 906	1 422 521	1 144 684	8 490 628
85042292	Oth auto transformers with high side voltage ? 110 kV	23 659	272 149	591 507	6 968 315
85042299	Liquid dielect. transfmers,650kVA<power capacity<=10.000kVAunauto step-voltage regulators, voltage<66 kV	18 997	205 849	104 825	869 563
85042310	Liquid dielectric transformers,10.000 kVA<power capacity<=15.000 kVA	-	313 240	-	1 154 803
85042321	Liquid dielectric transformers,15.000 kVA<power capacity<=20.000 kVA	-	163 921	-	1 190 828
85042322	Liquid dielectric transformers, 20.000 kVA<power capacity<=30.000 kVA	-	72 086	-	353 672
85042329	Liquid dielectric transformers, power capacity>30.000 kVA	516 328	2 279 272	4 074 437	19 595 596
85043111	Instrument potential transformers, power capacity<=1kVA,voltage >=110 kV	4 461	45 969	103 293	1 042 649
85043113	Instrument potential transformers, power capacity<=1kVA,1 kV>= voltage<66 kV	5 588	28 925	115 559	451 007
85043119	Instrument potential transformers, power capacity<=1kVA,voltage<1kVA	2 417	35 182	115 396	1 204 415
85043121	Instrument current transformer ring type,pwr capacity<=1kVA110 kV>= voltage< 220 kV	325	15 827	29 013	659 794
85043122	Instrument current transformer ring type,pwr capacity<=1kVAvoltage>= 220 kV	-	48 178	-	361 324
85043124	Instrument current transformers,power capacity<=1 kVA,1 kV>= voltage<66 kV	3 156	68 979	51 678	880 883
85043129	Instrument current transformers,power capacity<=1 kVA,voltage<1kV	6	69	1 068	7 007
85043140	Intermediate frequency transformers, power capacity<=1 kVA	39 924	462 390	274 473	4 175 559
85043191	Transformers of a kind used with toys, scale models or similar recreational models, power capacity<=1.000 kVA	-	1 670	-	4 200

Tabel 3 : Ekspor Indonesia menurut Komoditi ( Kode HS 8 digit )

		Desember 2019			
Kode H S	Uraian golongan barang	Berat bersih (Kg)		Nilai F.O.B. ( U S \$ )	
		Bulan ini	Kumulatif	Bulan ini	Kumulatif
(1)	(2)	(3)	(4)	(5)	(6)
85043192	Others matching transformers, power capacity<=1 kVA	-	7	-	225
85043193	Step up/down transformers; slide regulators, power capacity <=1.000 kVA	52	443	1 134	8 233
85043199	Transformers other than used with toys,scale/similar modelsnot matching&step up/down transf; power capacity<=1.000 kVA	50 186	791 826	561 278	9 343 756
85043219	Instrument not matching transformers (potential&current),1.000 kVA<power capacity<=5.000 kVA	-	3	-	2 701
85043220	Transformers of a kind used with toys, scale models or siml recreational models, 1.000 kVA<pwr.cap<=5.000 kVA	13 516	49 130	32 909	122 172
85043311	Matching transformers, 16kVA<power capacity<=500kVA,voltage>=66kV	-	45	-	305
85043319	Other matching transformers, 16kVA<power capacity<=500kVA,voltage>=66kV	10	3 056	10	8 176
85043391	Matching transformers, 16kVA<power capacity<=500kVA,voltage<66kV	-	295	-	1 965
85043399	Other matching transformers, 16kVA<power capacity<=500kVA,voltage<66kV	540	7 322	9 879	166 795
85043411	Matching transformers,10.000 kVA<power capacity<=15.000 kVA,voltage>=66kV	-	2 976	-	35 180
85043415	Explosion proof dry type transformers, voltage< 66 kV10.000 kVA<power capacity<=15.000 kVA	-	39 490	-	173 650
85043416	Other matching transformers, not explosion proof dry type,10.000 kVA<power capacity<=15.000 kVA, voltage<66kV	-	109	-	6 497
85043424	Other matching transformers, not explosion proof dry type,power capacity>15.000 kVA, voltage>=66kV	39 237	407 578	513 074	5 230 390
85043429	Other matching transformers, not explosion proof dry type, power capacity>15.000 kVA, voltage<66kV	-	15	-	1 721
85044011	Uninterruptible power supplies (UPS), automatic data processing machines & units thereof, telecomm. apparatus	2 566	19 852	45 799	464 091
85044019	Uninterruptible power supplies (UPS), not automatic data processing machines & units thereof, telecomm. apparatus	75 012	1 173 052	2 664 069	39 700 145
85044020	Battery chargers having a rating exceeding 100 kVA	8	6 739	78	57 258
85044030	Other rectifiers	9 811	52 510	320 774	3 008 979
85044040	Inverters	24 763	314 513	1 018 356	13 887 693
85044090	Static converters other than UPS,battery chargers,invertersrectifiers	384 786	3 560 041	8 498 131	90 958 765
85045010	Inductors for power supplies for automatic data processingmachines & units thereof, & telecommunications apparatus	112 921	1 324 088	4 011 523	46 975 904
85045020	Chip type fixed inductors	841	13 296	895 107	5 824 847
85045093	Inductors power capacity <= 2.500 kVA	466	8 505	30 719	539 469
85045094	Inductors, 2.500 kVA> power capacity <=10.000 kVA	1 016	16 045	8 873	167 707
85045095	Inductors power capacity > 10.000 kVA	-	625	-	13 193
85049010	Parts of ballasts for discharge lamps or tubes	-	4 018	-	215 376
85049020	Printed circuit assemblies for UPS/power supplies inductorsautomatic data processing machines & telecomm. apparatus	29 084	231 529	1 034 646	12 123 574
85049031	Radiator panels;flat tube radiator for distribution andpower transformers, power capacity <=10.000 kVA	-	3 898	-	9 438
85049039	Other radiator panels;flat tube radiator for distribution and power transformers, capacity <=10.000 kVA	391	6 497	11 378	76 408
85049049	Other radiator panels;flat tube radiator for distributionand power transformers, power capacity>10.000 kVA	-	190	-	17 001
85049090	Parts of; other than ballast,UPS,inductors,and transformers	55 792	263 787	2 012 224	14 709 532

Tabel 3 : Ekspor Indonesia menurut Komoditi ( Kode HS 8 digit )

Desember 2019

Kode H S	Uraian golongan barang	Berat bersih (Kg)		Nilai F.O.B. ( U S \$ )	
		Bulan ini	Kumulatif	Bulan ini	Kumulatif
(1)	(2)	(3)	(4)	(5)	(6)
85051100	Permanent magnets and articles intended to become permanentmagnets after magnetisation of metal	166 219	2 223 649	1 007 477	15 188 763
85051900	Permanent magnets and articles intended to become permanentmagnets after magnetisation of not metal	3 948	116 842	19 478	762 163
85052000	Electro-magnetic couplings, clutches and brakes	412	4 056	5 190	62 675
85059000	Magnets; electro-magnets, holding devices and parts n.e.c. in heading no. 8505	43 547	531 374	450 844	5 335 810
85061010	Primary cells and primary batteries Manganese dioxidehaving an external volume <= 300 cm3	3 048 287	29 276 367	9 702 406	88 005 764
85061090	Primary cells and primary batteries Manganese dioxidehaving an external volume > 300 cm3	17 862	6 092 545	117 500	32 427 586
85063000	Primary cells and primary batteries Mercuric oxide	3 184	11 614	28 359	117 753
85064000	Primary cells and primary batteries Silver oxide	13 084	129 279	1 279 371	11 069 647
85065000	Primary cells and primary batteries Lithium	306 032	4 229 074	14 526 801	195 900 186
85066090	Primary cells and primary batteries Air-zinchaving an external volume > 300 cm3	35	530 474	47	6 880 069
85068010	Other primary cells and primary batteries zinc-carbon, having an external volume <= 300 cm3	619 166	9 716 603	2 514 627	36 916 933
85068020	Other primary cells and primary batteries zinc-carbon, having an external volume > 300 cm3	-	80	-	75
85068091	Other primary cells and primary batteries not zinc-carbon, having an external volume <= 300 cm3	39 120	368 642	266 228	2 234 072
85068099	Other primary cells and primary batteries not zinc-carbon, having an external volume > 300 cm3	40 665	715 827	4 431 218	78 058 623
85069000	Parts of primary cells and primary batteries.	71 953	762 790	1 010 197	9 109 802
85071010	Lead-acid accumulators, of a kind used for starting piston engines of a kind used for aircraft	234	1 719	271	16 279
85071092	Lead-acid accumulators, used starting piston engines for not aircraft, voltage 6V/12V, capacity<=200AH, height<=13cm	35 819	350 225	99 329	1 062 274
85071095	Lead-acid accumulators, used starting piston engines for not aircraft, voltage 6V/12V, capacity<=200AH, 13cm<height<=23cm	1 002 282	8 624 458	2 259 006	20 062 161
85071096	Lead-acid accumulators, used starting piston engines for not aircraft, voltage 6V/12V, capacity<=200AH, height>23cm	2 972 331	24 848 360	6 330 437	50 606 414
85071097	Lead-acid accumulators, used starting piston engines for not aircraft, voltage 6V/12V, capacity>200AH, height<=13cm	2 811	44 741	15 135	279 689
85071098	Lead-acid accumulators, used starting piston engines for not aircraft, voltage 6V/12V, capacity>200AH, 13cm>height<=23cm	30	113	286	867
85071099	Lead-acid accumulators, used starting piston engines for not aircraft, voltage 6V/12V, capacity>200AH, height>23cm	3 128 778	32 828 516	8 785 216	95 488 243
85072010	Other lead-acid accumulators, of a kind used for starting piston engines of a kind used for aircraft	-	291	-	2 476
85072094	Oth lead-acid accumulators, used starting piston engines for not aircraft, voltage 6V/12V, capacity<=200AH, height<=13cm	-	67	-	1 746
85072095	Oth lead-acid accumulators, used starting piston engines for not aircraft, voltage 6V/12V, capacity<=200AH, 13cm<height<=23cm	270 381	2 328 132	736 693	6 081 930
85072096	Oth lead-acid accumulators, used starting piston engines for not aircraft, voltage 6V/12V, capacity<=200AH, height>23cm	-	24	-	474
85072097	Oth lead-acid accumulators, used starting piston engines for not aircraft, voltage 6V/12V, capacity>200AH, height<13cm	-	40	-	1 257

Tabel 3 : Ekspor Indonesia menurut Komoditi ( Kode HS 8 digit )

Desember 2019

Kode H S	Uraian golongan barang	Berat bersih (Kg)		Nilai F.O.B. ( U S \$ )	
		Bulan ini	Kumulatif	Bulan ini	Kumulatif
(1)	(2)	(3)	(4)	(5)	(6)
85072099	Oth lead-acid accumulators,used starting piston engines fornot aircraft,voltage 6V/12V,capacity>200AH,height>23cm	167	68 701	861	160 318
85073010	Nickel-cadmium accumulators of a kind used for aircraft	1	199	2 080	15 204
85073090	Nickel-cadmium accumulators of a kind used for not aircraft	-	9 604	-	31 377
85075090	Nickel-metal hydride accumulators of a kind used fornot aircraft	439	4 406	32 098	283 630
85076010	Lithium-ion accumulators of a kind used for laptopsincluding notebooks and subnotebooks	846	18 405	183 261	2 946 972
85076020	Lithium-ion accumulators of a kind used for aircraft	-	2	-	40
85076090	Lithium-ion accumulators of a kind used not for aircraft,laptops including notebooks and subnotebooks	5 729	47 348	455 779	4 308 069
85078010	Accumulators oth than lead-acid,nickel-cadmium,nickel-iron,nickel-metal hydride,lithium-ion for aircraft	-	159	-	13 763
85078020	Accumulators oth than lead-acid,nickel-cadmium,nickel-iron,nickel-metal hydride,lithium-ion for laptops/notebooks	-	336	-	20 199
85078090	Accumulators other than nickel-cadmium/iron/metal hydride,lead-acid,lithium-ion not for aircraft & laptops/notebooks	415 723	3 569 723	2 541 138	30 404 337
85079011	Plates of lead-acid accumulators for not aircraft	-	102 099	-	83 754
85079019	Accumulator plates of nickel-cadmium/iron/metal hydride,lithium-ion,etc for not aircraft	2 766	70 474	10 810	207 829
85079092	Battery separators, ready for use, of materials other than poly(vinyl chloride)	306 232	3 227 721	1 039 356	10 422 255
85079093	Parts of lead-acid accumulators for not aircraft, unplates	-	30	-	15
85079099	Accumulator parts of nickel-cadmium/iron/metal hydride,lithium-ion,etc for not aircraft, unplates	153 992	1 510 122	642 212	6 497 788
85081100	Vacuum cleaner self-contained electric motor, power<=1.5KWand dust bag or receptacle capacity<=20L	54 093	160 080	312 225	915 411
85081910	Vacuum cleaner self-contained electric motor, power>1.5KW &dust bag/receptacle capacity>20L for domestic use	-	1 559	-	6 221
85081990	Vacuum cleaner self-contained electric motor, power>1.5KW &dust bag/receptacle capacity>20L for not domestic use	99	1 041	1 300	7 130
85086000	Vacuum cleaner with out self-contained electric motor	244	77 867	4 589	488 866
85087010	Parts of vacuum cleaner with self-contained electric motorfor domestic use	75	1 331	2 684	8 322
85087090	Parts of vacuum cleaner with out self-containedelectric motor for not domestic use	3 147	24 832	27 943	356 128
85094000	Food grinders and mixers;fruit/vegetable juice extractorswith self-contained electric motor	111 453	2 120 482	609 938	11 286 785
85098010	Floor polishers with self-contained electric motor	42	371	600	5 783
85098020	Kitchen waste disposers with self-contained electric motor	-	11 327	-	3 081
85098090	Elect.mech.domestic oth than vacuum cleaner,floor polisher,grinder,mixer,juice extractor,kitchen waste disposers	67 832	300 257	5 419 922	23 631 530
85099010	Parts of floor polishers with self-contained electric motor	2 093	38 549	25 226	351 572
85099090	Parts of vacuum cleaner,grinder,mixer,juice extractor,kitchen waste disposers	15 386	79 709	59 623	516 555
85101000	Shavers with self-contained electric motor.	72 762	1 075 096	3 014 219	49 352 714
85102000	Hair clippers with self-contained electric motor.	85 464	1 962 603	2 523 385	59 322 325
85109000	Parts of Shavers,hair clippers & hair-removing appliances,with self-contained electric motor.	40 050	685 628	1 412 194	29 294 161

Tabel 3 : Ekspor Indonesia menurut Komoditi ( Kode HS 8 digit )

Desember 2019

Kode H S	Uraian golongan barang	Berat bersih (Kg)		Nilai F.O.B. ( U S \$ )	
		Bulan ini	Kumulatif	Bulan ini	Kumulatif
(1)	(2)	(3)	(4)	(5)	(6)
85111010	Sparking plugs of a kind suitable for aircraft engines	4	27	15	6 255
85111020	Sparking plugs of a kind suitable for motor vehicle engines	23 877	187 288	521 673	3 570 862
85111090	Sparking plugs of a kind suitable for not motor vehicle and aircraft engines	157 144	2 114 525	2 711 384	34 683 716
85112010	Ignition magnetos, magneto-dynamos, magnetic flywheels of a kind suitable for aircraft engines	-	10 710	-	146 230
85112021	Ignition magnetos, magneto-dynamos, magnetic flywheels of a kind suitable for motor vehicle engines unassembled	2 618	58 155	50 490	874 176
85112029	Ignition magnetos, magneto-dynamos, magnetic flywheels of a kind suitable for motor vehicle engines assembled	34 072	381 289	450 937	5 001 596
85112091	Ignition magnetos, magneto-dynamos, magnetic flywheels of suitable for not motor vehicle & aircraft engines unassembled	-	10	-	124
85112099	Ignition magnetos, magneto-dynamos, magnetic flywheels of suitable for not motor vehicle & aircraft engines assembled	10	953	274	5 325
85113030	Distributors, ignition coils of a kind suitable for aircraft engines	-	1	-	135
85113041	Distributors, ignition coils of a kind suitable for motor vehicle engines unassembled	1 206	8 398	52 966	264 100
85113049	Distributors, ignition coils of a kind suitable for motor vehicle engines assembled	19 069	293 076	983 107	12 042 967
85113091	Distributors, ignition coils of a kind suitable for not motor vehicle and aircraft engines unassembled	37	2 805	878	32 308
85113099	Distributors, ignition coils of a kind suitable for not motor vehicle and aircraft engines assembled	1 066	14 369	63 936	813 390
85114010	Starter motors and dual purpose starter-generators of a kind suitable for aircraft engines	41	209	100	17 095
85114021	Unassembled starter motors for engines of bus, go-kart, ATV, ambulance, sedan, motor-homes, van, dumper, truck, lorrie, & similar	-	161	-	4 357
85114029	Unassembled starter motors for other than bus, go-kart, ATV, ambulance, sedan, motor-homes, van, dumper, truck, lorrie, & similar	53	1 261	1 080	19 885
85114031	Assembled starters motor for engine of vehicles of tractors	-	16	-	1 109
85114032	Assembled starters motor for engine of vehicles of car transport person/goods	67 379	522 470	755 596	6 227 718
85114091	Other starter motor for engine of transport cars person/goods, special purpose vehicle	-	11	-	2 156
85114099	Other starter motor assembled	10 888	316 522	128 792	4 191 777
85115010	Other generator of a kind used for aircraft engines unassembled	-	29	-	100
85115021	Other generators unassembled for vehicle engine of car, transport & special car	37	73	1 745	3 578
85115029	Other unassembled alternators	-	1 574	-	23 150
85115031	Assembled alternators for engine vehicle tractors	-	10	-	141
85115032	Assembled alternators for engine vehicle transportation for person/goods	36 529	694 580	363 632	7 312 395
85115099	Other generators	28 536	340 114	138 510	1 894 461
85118010	Other equipment of electrical ignition a kind used for aircraft	-	5	-	6 072
85118020	Other equipment of electrical ignition a kind used for motor vehicle engine	998	15 870	200 985	1 398 684
85118090	Other equipment of electrical ignition	10 029	78 177	63 090	1 854 723
85119010	Parts of goods of electrical ignition for use aircraft engines	1	38	10	4 118
85119020	Parts of goods of electrical ignition for use vehicle engine	143 662	2 474 221	1 280 848	19 791 777
85119090	Parts of goods of electrical ignition for use not for aircraft or vehicle engine	54 633	538 781	722 602	5 485 093
85121000	Lighting or visual signalling equipment of a kind used on bicycles	-	469	-	2 542



Tabel 3 : Ekspor Indonesia menurut Komoditi ( Kode HS 8 digit )

Desember 2019

Kode H S	Uraian golongan barang	Berat bersih (Kg)		Nilai F.O.B. ( U S \$ )	
		Bulan ini	Kumulatif	Bulan ini	Kumulatif
(1)	(2)	(3)	(4)	(5)	(6)
85122020	Unassembled lighting/visual signalingequipment	22 437	459 068	323 934	7 522 491
85122091	Other lighting/visual signalling equip.for motorcycles	81 215	947 998	2 418 521	26 514 788
85122099	Other lighting/visual signalling equip.	88 679	986 633	1 693 237	20 230 616
85123010	Horns and serenes, assembled	182 528	2 396 809	1 959 823	25 478 660
85123020	Unassembled sound signalling equipment	4 504	15 181	62 627	1 105 171
85123091	Other sound signal equip.obstacle detectdevice for vehicles	170	2 506	14 931	235 980
85123099	Other sound signalling equipment	11 914	142 345	247 205	3 647 482
85124000	Windscreen wiper, defroster & demisters	65 602	1 394 633	770 862	16 018 846
85129010	Parts of goods of lighting or vis. light	3 617	29 877	13 253	409 662
85129020	Parts of goods of lighting, sound signalor windscreen wipers, defroster&demisters	522 259	7 118 886	6 663 447	94 737 073
85131090	Other portable electric lamps	21 950	288 419	265 889	4 471 537
85139010	Part of portable elect lamp of miner'shelmet or quarrymen's lamp	-	50	-	341
85139030	Parts of flashlights reflectors; switchsliders of plastics	2 481	13 869	2 134	58 129
85139090	Oth part of portable elect lamp designed	1 532	45 440	2 907	100 173
85141000	Resistance heated furnaces and ovens	391	14 611	5 103	112 902
85142020	Electric furnaces or ovens for the mnfcrof printed circuit board/assembles	-	11	-	55
85142090	Oth furnaces/oven function by inductionor dielectric loss	-	6 937	-	59 796
85143090	Other furnaces and ovens	484	43 840	1 875	158 909
85144000	Heating equipment; for the heat treatment of materials by induction or dielectric loss, industrial or laboratory, other than furnaces and ovens	1 006	12 104	8 672	104 804
85149020	Part of industrial/laboratory electricfurnaces/oven for manufact.of PCB/PWB	18	226	1 680	36 990
85149090	Other industrial/lab.elec. furnaces andovens incl.by induction or dielect.loss	36	5 066	687	113 949
85151100	Soldering irons and guns	207	2 096	301	3 656
85151910	Mach and app for soldering component onPCB/printed wiring boards	20	18 397	140	174 387
85151990	Other brazing/soldering machines andapparatus	1 144	11 385	998	130 824
85152100	Mach and app for resistance welding ofmetal, fully or partly automatic	-	6 452	-	322 163
85152900	Mach and app for resistance welding ofmetal, non-automatic	3 125	95 783	65 808	1 276 411
85153100	Mach and app for arc welding of metal,fully or partly automatic	70	5 578	2 052	296 989
85153910	AC arc welders, transformer type,non- automatic	26 739	58 042	214 286	908 563
85153990	Oth machine and apparatus for arcwelding of metals, not automatic	-	68 376	-	206 701
85158010	Electric mach & app for hot spraying of metals/sintered metal carbides	-	176	-	47 698
85158090	Oth electric mach & app for hot spraying of metals/sintered metal carbides	1 875	14 568	237 193	552 194
85159010	Parts of AC arc welder, transformer type	-	1 394	-	12 327
85159020	Part of mach&app for soldering componenton PCB/printed wiring boards	761	12 885	15 968	357 530
85159090	Oth electric machines & apparatus	1 643	134 469	40 126	1 662 435
85161011	Water dispenser fitted only with water heater, for domestic use	5 875	80 573	9 500	252 707
85161019	Water dispenser fitted only with water heater, oth than for domestic use	12 822	104 098	148 748	1 777 962
85161030	Electric immersion water heaters	1	1 035	50	2 301
85162100	Storage heating radiators	405	1 982	630	2 976
85162900	Heating apparatus; electric soil heating apparatus and space heating apparatus (excluding storage heating radiators)	-	114 316	-	1 133 958
85163100	Hair dryers	131	4 237	1 336	59 110
85163200	Hair-dressing apparatus; electro-thermic, other than hair dryers	67	1 689	388	21 415
85163300	Hand-drying apparatus	-	29	-	1 278

Tabel 3 : Ekspor Indonesia menurut Komoditi ( Kode HS 8 digit )

Desember 2019

Kode H S	Uraian golongan barang	Berat bersih (Kg)		Nilai F.O.B. ( U S \$ )	
		Bulan ini	Kumulatif	Bulan ini	Kumulatif
		(1)	(2)	(3)	(4)
85164010	Elect. smoothing irons of kind designed to use steam from the indust boilers	20	60 343	447	841 476
85164090	Other electric smoothing irons	652 054	9 354 358	7 461 079	109 408 046
85165000	Microwave ovens	2 701	6 766	37 844	83 172
85166010	Rice cooker	37 081	806 068	152 478	3 631 042
85166090	Other ovens;cookers, cooking plates, boiling rings,	188 824	1 183 949	1 155 421	6 488 391
85167100	Coffee or tea makers	869 041	8 689 518	9 336 859	93 749 560
85167200	Toasters	16	2 640	135	17 079
85167910	Kettles , electro-thermic appliances	53	16 738	77	231 502
85167990	Other electro-thermic appliances	3 259	19 143	73 736	339 903
85168010	Electric heating resistor for type-founding or type-setting	-	3	-	25
85168030	Electric heating resistors for domestic appliances	216	13 885	2 673	10 955
85168090	Other electric heating resistors	4 896	105 270	199 980	3 915 312
85169021	Sealed hotplates for domestic appliances	-	66	-	967
85169029	Sealed hotplates for other than domestic appliances	14 293	88 446	484 204	3 100 392
85169030	Part of goods of electric instantaneous or storage water heaters	-	202	-	1 821
85169090	Other part of goods of electric instantaneous	68 739	1 131 383	839 267	20 359 731
85171100	Line telephone sets with cordless handsets	45 158	78 345	793 709	6 643 921
85171200	Telephones for cellular networks or for other wireless	54 022	1 192 634	16 123 149	471 534 067
85171800	Telephone sets n.e.c. in item no. 8517.1	15 918	270 431	23 976 520	153 513 477
85176100	Base stations, apparatus for communication in a wired or	-	904 754	-	41 219 074
85176210	Radio transmitters and radio receivers of a kind used for	154	2 377	25 861	763 504
85176221	Control and adaptor units, including gateways and routers	459 341	1 595 963	27 456 888	92 221 955
85176229	Other units of automatic data processing machines other	27 216	604 405	6 985 359	127 988 284
85176230	Aparatus pemindah saluran teleponi atau telegrafi	-	1 723	-	201 273
85176241	Modems including cable modems and modem cards	85 847	1 335 131	7 458 026	83 828 095
85176242	Concentrators or multiplexers apparatus for carrier-current	-	4	-	19 320
85176249	Other apparatus for carrier-current line systems or	5 573	92 192	1 031 917	13 614 108
85176251	Wireless LANs	-	12 280	-	300 311
85176253	Other transmission apparatus for radio-telephony or	12	4 727	1 869	193 775
85176259	Other transmission apparatus incorporating reception	513	3 661	42 475	497 446
85176261	Other transmission apparatus for radio-telephony or	-	4 776	-	353 623
85176269	Other transmission apparatus for other than radio-telephony	2 702	6 325	26 059	223 387
85176291	Portable receivers for calling, alerting or paging	2	3 351	85	329 029
85176292	Portable receivers for calling, including pagers	-	76	-	28 089
85176299	Other portable receivers for calling, alerting or paging	219 770	571 842	25 619 348	61 611 811
85176900	Communication apparatus excl telp sets/base stations; machines for transmission/reception of voice, images/oth data incl wired/wireless networks, n.e.c. in item no. 8517.6	15 817	38 583	1 786 837	5 147 351
85177010	Part of control and adaptor units including gateways,	44 977	552 048	2 905 148	33 780 196
85177021	Part of transmission aparatus, portable receivers for	1 995	140 088	167 888	27 794 050
85177029	Oth part of transmission aparatus, portable receivers for	2 754	89 219	651 487	3 185 275
85177031	Part of other printed circuit boards, assembled	70	6 673	16 531	970 989
85177039	Part of other printed circuit boards, assembled	3	2 448	760	724 624
85177040	Part of Aerials or antennae of a kind used with apparatus	67	6 892	7 229	213 409
85177091	Part of other apparatus for transmission/reception of voice	-	106	-	13 274
85177092	Part of other apparatus for transmission/reception of voice	-	309	-	124 010
85177099	Other part of other apparatus for transmission/reception of	4 946	88 049	158 749	56 226 658
85181011	Microphones frequency range of 300 Hz-3,400 Hz,diameter	-	634	-	2 784

Tabel 3 : Ekspor Indonesia menurut Komoditi ( Kode HS 8 digit )

Desember 2019

Kode H S	Uraian golongan barang	Berat bersih (Kg)		Nilai F.O.B. ( U S \$ )	
		Bulan ini	Kumulatif	Bulan ini	Kumulatif
(1)	(2)	(3)	(4)	(5)	(6)
85181019	Other microphones, whether or not with their stands	1 233	28 635	25 854	690 539
85181090	other microphones and stands therefor	1 543	15 983	16 999	184 932
85182110	Box speaker type, single loudspeakers, mounted in	275 614	4 027 140	2 317 696	35 698 023
85182190	Other single loudspeakers, mounted in their enclosures	98 387	948 390	925 137	8 603 408
85182210	Box speaker type, multiple loudspeakers, mounted in	343 049	5 942 108	3 238 562	50 665 034
85182290	Other multiple loudspeakers, mounted in the same enclosure	4 487	28 073	33 614	176 097
85182920	Loudspeakers, without enclosure, frequency range of	31 568	54 106	379 442	769 025
85182990	Loudspeakers, whether or not mounted in their	683 179	7 314 874	4 168 487	46 140 237
85183010	Headphone	281	2 903	9 904	168 763
85183020	Earphone	3 871	106 546	156 160	4 095 271
85183040	Line telephone handsets	1	144	104	19 695
85183051	Other combined microphone/speaker sets :	-	12	-	297
85183059	Other combined microphone/speaker sets	100	968	4 487	6 256
85183090	Other headphones & earphones, combine or not w/ microphone	36 406	489 780	1 686 596	20 107 536
85184040	Audio-frequency electric amplifiers, other in line telephone	-	22 393	-	102 661
85184090	Other audio-frequency electric amplifiers used as repeater	200 514	1 609 716	1 612 671	16 508 446
85185010	Electric sound amplifier sets	21 146	453 722	344 812	6 314 695
85185020	Other electric sound amplifier sets with loudspeakers,	-	4 952	-	25 060
85185090	Other electric sound amplifier sets with other power rating	33 623	417 311	1 378 528	17 528 690
85189010	Part of goods of subheading 8518.10.11, 8518.29.20,	-	15 390	-	231 329
85189020	Part of goods of subheading 8518.40.40	496	3 338	181 541	1 711 169
85189030	Part of goods of subheading 8518.21 or 8518.22	8 680	644 325	89 428	6 370 132
85189040	Part of goods of subheading 8518.29.90	1	205	3	1 401
85189090	Part of goods of other subheading 8518	68 317	1 176 989	2 941 987	37 280 327
85192010	Coins, tokens or disc operated record players	-	19	-	676
85192090	Other apparatus operated by coins, banknotes, bank cards,	0	144	1	4 300
85193000	Turntables (record-decks)	1 924	4 739	20 070	68 186
85195000	Telephone answering machines	-	3	-	50
85198110	Pocket-size cassette recorders, the dimensions of which	-	16	-	20
85198120	Cassette recorders, with built-in amplifiers & built-in	-	21 636	-	171 605
85198130	Compact disc players	432	7 624	11 073	131 730
85198149	Other transcribing machine	-	470	-	58 124
85198169	Other magnetic tape recorders incorporating sound	-	805	-	1 250
85198179	Other sound reproducing apparatus, cassette type for other than cinematography or broadcasting	-	4	-	225
85198199	Other apparatus using magnetic, optical or semiconductor for other than cinematography or broadcasting	10	51	805	13 868
85198920	Other record-players with or without loudspeakers	-	54	-	10 220
85198930	Other app using magnetic, optical or semiconductor media for cinematography or broadcasting	-	862	-	17 448
85198990	Other app using magnetic, optical or semiconductor media for other than cinematography or broadcasting	63	2 054	2 680	36 458
85211010	Magnetic tape-type video recording or reproducing apparatus for cinematography or television broadcasting	-	27	-	3 328
85211090	Magnetic tape-type video recording or reproducing apparatus for other than cinematography or television broadcasting	-	250	-	11 020
85219011	Laser disc players of a kind used in cinematography or television broadcasting	-	15	-	5 128
85219019	Laser disc players of other than cinematography or television broadcasting	40 866	425 744	982 733	13 542 896
85219091	Video recording / reproduce app oth than magnetic tape-type for cinematography or television broadcasting	-	356	-	121 543

Tabel 3 : Ekspor Indonesia menurut Komoditi ( Kode HS 8 digit )

Desember 2019

Kode H S	Uraian golongan barang	Berat bersih (Kg)		Nilai F.O.B. ( U S \$ )	
		Bulan ini	Kumulatif	Bulan ini	Kumulatif
		(1)	(2)	(3)	(4)
85219099	Video recording / reproduce app oth than magnetic tape-typefor other than cinematography or television broadcasting	560	346 987	5 962	10 371 988
85221000	Pick-up cartridges	22 938	363 009	1 066 315	16 679 912
85229030	PCB assemblies for cinematographic soundrecorders or reproducers	1 987	194 909	18 690	359 279
85229040	Audio/video tape decks and compact disc mechanisms	17 012	351 961	1 115 769	15 880 155
85229050	Audio/video reproduction heads, magnetic type; magnetic erasing heads and rods	93	721	7 609	90 719
85229091	Oth parts&accessories of cinematographic sound recorders/reproducers	13 197	132 345	3 026 642	31 148 965
85229092	Oth parts of telephone answering machine	240	297	6 504	19 493
85229093	Oth parts&accessories for sound/audiorecording/reproducing (magnetic/optical)	53	2 014	319	74 838
85229099	Oth parts&accessories for other sound or audio recording/reproducing	3 270	61 080	87 893	9 295 458
85232110	Magnetic media card, incorporating a magnetic stripe; unrecorded	27	168	699	153 794
85232190	Magnetic media card, incorporating a magnetic stripe; recorded	118	35 640	3 613	668 411
85232911	Magnetic computer tapes, width <= 4mm; unrecorded	-	1	-	1
85232919	Other magnetic tapes, width <= 4mm; unrecorded	42 439	403 360	281 837	2 591 106
85232921	Magnetic video tapes, width <= 4mm; recorded	-	22	-	197
85232929	Magnetic tapes (oth than video tapes) width <= 4mm; recorded	-	51	-	749
85232931	Magnetic computer tapes, 4mm < width <= 6,5mm; unrecorded	-	1 221	-	4 610
85232939	Other magnetic tapes, 4mm < width <= 6,5mm; unrecorded	-	10	-	10
85232943	Oth magnetic video tapes, 4mm < width <= 6,5mm; recorded	-	7	-	50
85232949	Oth magnetic computer tapes, 4mm < width <= 6,5mm; unrecorded	-	3	-	20
85232969	Oth magnetic tapes, width > 6,5mm; recorded, for other purposes	-	31	-	307
85232971	Computer hard disc and diskette; unrecorded	95	1 128	589	106 077
85232979	Other magnetic discs; unrecorded	55	371	366	20 651
85232981	Magnetic disc for reproducing phenomena not sound/image for computer; recorded	-	326	-	62 079
85232982	Magnetic disc for reproducing phenomena not sound/image for other; recorded	-	1	-	2
85232983	Oth magnetic disc reproducing represent. by means of an auto. data process. mach	10	190	1 165	3 904
85232986	Magnetic disc, recorded, suitable for cinematography such as newsreels, travelogues, technical, scientific & oth doc. movies	-	57	-	59 884
85232989	Other magnetic disc for other purposes	-	1	-	3
85232991	Magnetic media oth than disc for computer use; unrecorded	-	2	-	15
85232992	Magnetic media oth than disc for oth than computer use; unrecorded	-	1	-	35
85232995	Oth magnetic media reproducing sound/image proprietary format storage media; not disc	-	60	-	1 518
85232999	Other magnetic media (not disc)	-	35	-	10 328
85234110	Optical media, unrecorded, for computer use	-	43	-	62 275
85234190	Optical media, unrecorded, for other use	152	1 845	3 246	118 150
85234911	Disc for laser reading systems for reproducing phenomena not sound/image	2	3	15	73
85234912	Educational, technical, scientific, historical/cultural disc; sound only	1	11	22 500	897 547
85234913	Other kind of disc; sound only	1	15	25	574
85234914	Disc for laser reading system for reproducing represent. of instruct, data, sound, etc	136	380	39 835	51 429

Tabel 3 : Ekspor Indonesia menurut Komoditi ( Kode HS 8 digit )

Desember 2019

Kode H S	Uraian golongan barang	Berat bersih (Kg)		Nilai F.O.B. ( U S \$ )	
		Bulan ini	Kumulatif	Bulan ini	Kumulatif
		(1)	(2)	(3)	(4)
85234915	Laser discs cont. cinematographic movies oth thannewsreels, travelogues,technical, scientific&oth doc. movies	2	6	400 005	417 819
85234919	Cinematographic film oth than newsreel,travelogues,and oth doc. films;optical	18	659	331	109 332
85234993	Oth disc for laser reading systems forreproducing others	10	21	2	747
85234999	Oth disc for laser reading systems	267	1 004	83 945	156 889
85235111	Solid-state non-volatile storage devicessuitable for computer use;unrecorded	58	479	270 936	418 893
85235119	Solid-state non-volatile storage devicesfor other use;unrecorded	6	77	268	17 944
85235121	Solid-state non-volatile storage devicessuitable for computer use;recorded	2	12	1 184	1 914
85235129	Solid-state non-volatile storage devicesfor other use;recorded	-	2 038	-	356 637
85235130	Solid-state non-volatile storage devicesfor repro. data,sound/image,etc	-	796	-	110 593
85235192	Semi conductors suitable for cinematography such asnewsreels, travelogues,technical, scientific&oth doc. movies	-	92	-	4 946
85235199	Semi conductors of a kind suitable for other purpose	-	145	-	31 159
85235200	Smart cards	23 294	278 491	1 173 825	14 810 333
85235910	Proximity cards and tags;semiconductor	1 883	29 246	3 109	103 874
85235930	Oth semiconductor media,recordedreproducing phenomena not sound/image	-	2	-	193
85235940	Oth semiconductor media,recordedreproducing others	1	1	2	2
85235990	Other semiconductor media	2	359	420	962
85238040	Gramophone records;storage device	1	15	69	852
85238051	Oth solid-state non-volatile storage dev.;unrecorded,for computer use	-	1 345	-	32 896
85238059	Oth solid-state non-volatile storage dev.;unrecorded,for other use	-	14	-	7 015
85238091	Oth solid-state non-volatile storage dev.;recorded,reprod. not sound/image	-	0	-	20
85238092	Oth solid-state non-volatile storage dev.;recorded,reproducing others	-	20	-	81
85238099	Other solid-state non-volatile storage device	153	2 322	58 816	804 553
85255000	Transmission apparatus	46	597	1 338	52 586
85256000	Transmission apparatus incorporating reception apparatus	7	711	40	182 125
85258010	Web cameras	9	1 976	1 003	347 150
85258031	Video camera recorders,used inbroadcasting	644	15 525	352 250	3 725 991
85258039	Video camera recorders,used inother purposes	2 159	74 687	109 765	2 924 187
85258040	Television cameras	80	3 695	3 550	157 006
85258051	Digital single lens reflex (DSLR)	251	2 378	23 647	317 143
85258059	Digital camera other than DSLR	36 534	577 741	7 618 184	112 905 345
85261010	Radar app.,ground based,use in civilaircraft,used solely on sea-going vessel	26	315	2 467	35 893
85261090	Other radar apparatus	28	9 989	38 910	812 723
85269110	Radio navigational aid app.,use in civilaircraft,used solely on sea-going vessel	-	1 015	-	91 601
85269190	Other radio navigational aid apparatus	66 365	1 004 051	6 040 175	83 867 973
85269200	Radio remote control apparatus	212	963	11 583	92 146
85271200	Pocket-size radio cassette-players	8 914	32 569	338 717	1 268 899
85271310	Apparatus radio-broadcasting combined with sound recording/reproducing, portable	19 757	283 094	286 151	4 280 142
85271390	Apparatus radio-broadcasting combined with sound recording/reproducing, not portable	5	18	541	1 011
85271920	Apparatus radio-broadcasting combined without sound recording/reproducing, portable	56 917	662 771	986 205	12 604 206
85271990	Apparatus radio-broadcasting combined without sound recording/reproducing, not portable	479	1 879	1 065	31 844

Tabel 3 : Ekspor Indonesia menurut Komoditi ( Kode HS 8 digit )

Desember 2019

Kode H S	Uraian golongan barang	Berat bersih (Kg)		Nilai F.O.B. ( U S \$ )	
		Bulan ini	Kumulatif	Bulan ini	Kumulatif
(1)	(2)	(3)	(4)	(5)	(6)
85272100	Radio-broadcast receiver,use ext sourcepower combined with sound record app	179 008	2 383 365	6 831 206	96 595 788
85272900	Radio-broadcast receiver,use ext sourcepower not combined with sound record app	54 899	596 325	2 840 264	28 037 376
85279190	Oth radio-broadcast receiver,ext sourcepower comb. w/ sound record;not portable	5 000	40 200	25 500	250 450
85279220	Oth radio-broadcast receiver,ext sourcepower not combined with sound record app, mains operated	-	1 075	-	14 628
85279290	Oth radio-broadcast receiv not capable,w/o ext sourcepower,not combined sound record,comb. a clock,oth mains operated	-	2 147	-	16 770
85279920	Oth radio-broadcast receiv not capable,w/o ext sourcepower,uncombined with sound record&clock,mains operated	-	56	-	100
85279990	Oth radio-broadcast receiv not capable,w/o ext sourcepower,uncombined with sound record&clock,not mains operated	-	430	-	30 509
85284200	Cathode-ray tube monitors,capable of directly connencting&dessign. use automatic data processing machine of head 84.71	1	2 382	26	120 042
85284910	Color cathode-ray tube monitors,capable of directlyuse automatic data processing machine of head 84.71	318	2 242	2 450	61 775
85284920	Monochrome cathode-ray tube monitors,capable of directlyuse automatic data processing machine of head 84.71	-	169	-	31 483
85285200	Monitors; other than cathode-ray tube; capable of directly connecting to and designed for use with an automatic data processing machine of heading 84.71	214 684	954 762	6 903 996	21 422 657
85285910	Oth color monitors,capable of directly connencting&designeduse automatic data processing machine of head 84.71	48 703	776 456	3 928 461	57 302 359
85285920	Oth monochrome monitors,capable of directly connec.&desig,use automatic data processing machine of head 84.71	1	207	105	8 397
85286200	Projector,capable of directly connencting&designeduse automatic data processing machine of head 84.71	85	717	1 598	116 204
85286910	Other projector,having the capability of projecting onto a screen diagonally measuring 300 inches or more	1	3 772	589	362 501
85286990	Other projector,having the capability of projecting onto a screen diagonally measuring less 300 inches	66	2 621	332	46 607
85287111	Reception appratus for television,set top box which have a communication function,mains operated	414 670	4 784 164	21 742 207	221 849 654
85287119	Reception appratus for television,set top box which have a communication function,not mains operated	-	22 122	-	2 292 794
85287191	Reception appratus for television,oth set top box which have a communication function,mains operated	2 974	22 204	256 000	779 771
85287199	Reception appratus for tv, wth or not incorporating radio-communication function,not mains operated	7	457	224	39 849
85287210	Oth reception for TV,colour, battery operated	-	308	-	11 936
85287292	LCD,LED and other flat panel display type	2 184 434	25 536 300	42 702 477	563 047 609
85287299	Oth reception for TV,colour, not battery operated	2 452	49 690	349 902	1 340 972
85287300	Reception apparatus for tv, wth or not incorporating radio-broadcast receivers/sound/video recording/reproducing apparatus; incorporating a monochrome video display	23	5 562	1 741	142 745
85291021	Parabolic aerial reflector dishes for TV reception	1 535	33 289	1 525	40 617
85291029	Oth parabolic aerial reflector dish for TV reception	209	24 020	522	116 830
85291030	Telescopic, rabbit & dipole antennae for TV,or radio receivers	1 077	20 078	32 165	425 762
85291040	Aerial filters and separators	890	5 712	309 154	1 572 182

Tabel 3 : Ekspor Indonesia menurut Komoditi ( Kode HS 8 digit )

Desember 2019

Kode H S	Uraian golongan barang	Berat bersih (Kg)		Nilai F.O.B. ( U S \$ )	
		Bulan ini	Kumulatif	Bulan ini	Kumulatif
(1)	(2)	(3)	(4)	(5)	(6)
85291060	Feed horns (wave guide)	-	13	-	247
85291092	Oth aerials&aerial reflectors,used with transmission app. for radio-broadcast/TV	9 557	166 662	84 641	1 546 444
85291099	Oth aerials&aerials reflector,used with transmission app. for oth purposes	56	55 111	7 144	768 269
85299020	Part of decoder for use with transmission apparatus	42	659	3 762	12 639
85299040	Part of digital cameras/video camera recorders for use with transmission apparatus	1 045	19 559	24 686	3 391 960
85299051	Oth printed circuit board; assembled,for transmission apparatus	-	4 112	-	1 294 437
85299052	Oth printed circuit board; assembled,for radio-broadcast receiver	34 155	261 200	515 221	5 945 435
85299053	Oth printed circuit board; assembled,for flat panel display monitor/projector	12 912	168 377	69 901	2 283 398
85299054	Oth printed circuit board; assembled,for TV receivers	258	16 800	18 188	363 059
85299055	Oth printed circuit board; assembled,for other monitor/projector	273	910	11 880	26 818
85299059	Oth printed circuit board; assembled,for other monitor and projectors	20 108	33 009	635 208	3 405 199
85299091	Oth printed circuit board;not assembled,for television receivers	41 773	962 408	2 420 919	39 670 598
85299094	Oth printed circuit board;not assembled,for flat panel display	22 123	954 263	111 648	17 471 619
85299099	Oth printed circuit board;not assembled,for othermonitor and projectors	25 236	237 672	285 296	3 131 722
85308000	Electrical signaling, safety/traffic control for roads,inland waterways,parking facility,port install./airfields	15	1 881	1 232	55 860
85309000	Part of equipment railways,tramways,road,waterway,parking facilities,etc	1 684	5 237	53 824	285 065
85311010	Burglar alarms	-	10	-	522
85311020	Fire alarms	14	2 335	40	28 752
85311030	Smoke alarms;portable personal alarm(shrill alarm)	38	1 715	36	131 594
85311090	Other alarms and similar apparatus	32 367	400 130	1 047 096	14 304 244
85312000	Indicator panel incorporating LCD/LED	1 124 133	12 581 842	17 437 119	238 180 830
85318010	Electronic bells and other sound signalling apparatus	4 570	38 972	163 749	1 422 011
85318021	Vacuum flourescent display panels	333	339	30	508
85318029	Flat panel displays other than vacuum flourescent	52	2 220	1 841	49 213
85318090	Other electric sound/visual signalling apparatus	24 439	252 636	777 646	6 185 712
85319030	Part of other bells/sound signalling apparatus	-	58	-	583
85319090	Part of other electric sound or visual signalling apparatus	9 151	96 440	188 398	1 880 755
85321000	Fixed capacitor desgned for use in 50/60Hz circuit, and having reactive power handling capacity >=0.5 kVar	8	1 628	325	81 445
85322100	Tantalum	13 944	165 907	13 468 760	163 023 129
85322200	Aluminium electrolytic	606 544	6 050 035	14 007 389	137 580 378
85322300	Ceramic dielectric,single layer	45 823	705 278	707 298	10 617 406
85322400	Ceramic dielectric,multi layer	225	374	15 049	48 771
85322500	Dielectric of paper or plastic	1 193	38 502	86 511	1 198 764
85322900	Electrical capacitors; fixed, n.e.c. in heading no. 8532	37 416	593 710	4 725 771	64 446 899
85323000	Variable/adjustable (pre-set) capacitors	121	1 878	903	249 810
85329000	Parts of fixed electrical capasitor	25 252	484 020	7 520 219	69 378 813
85331010	Fixed carbon resistors, composition/film type; surface mounted	6	75	638	24 175
85331090	Fixed carbon resistors, composition/film type; not surface mounted	262	8 898	1 603	589 450
85332100	Electrical resistors; fixed, for a power handling capacity not exceeding 20W (including rheostats and potentiometers but excluding heating resistors and carbon resistors)	158 696	1 679 109	7 961 331	76 256 752
85332900	Electrical resistors; fixed, for a power handling capacity exceeding 20W (including rheostats and potentiometers but excluding heating resistors and carbon resistors)	30 329	497 854	892 048	14 375 134

Tabel 3 : Ekspor Indonesia menurut Komoditi ( Kode HS 8 digit )

Desember 2019

Kode H S	Uraian golongan barang	Berat bersih (Kg)		Nilai F.O.B. ( U S \$ )	
		Bulan ini	Kumulatif	Bulan ini	Kumulatif
(1)	(2)	(3)	(4)	(5)	(6)
85333100	Wirewound variable resistors, rheostats & potentiometers for a power handling capacity <= 20W	1	45	418	3 117
85333900	Wirewound variable resistors, rheostats & potentiometers for a power handling capacity > 20W	8 507	8 888	28 516	40 404
85334000	Electrical resistors; variable, including rheostats and potentiometers (excluding heating)	46 757	468 086	1 152 096	9 909 720
85339000	Parts of fixed resistors	702	2 064	4 830	18 890
85340010	Printed circuits, single-sided	104 980	1 149 502	1 076 689	12 214 503
85340020	Printed circuits, double-sided	97	653	10 216	106 668
85340030	Printed circuits, multi-layer	62	1 866	2 327	165 644
85340090	Other printed circuits	5 706	101 210	1 600 835	26 034 641
85351000	Fuses, for a voltage > 1000V	2	11 117	513	364 449
85352110	Automatic circuit breakers for a voltage < 72,5 kV; moulded case type	-	1	-	30
85352120	Automatic circuit breakers for a voltage < 72,5 kV; earth leakage circuit breaker	-	775	-	57 763
85352190	Automatic circuit breakers for a voltage < 72,5 kV; other circuit breaker	990	26 188	36 786	920 439
85352910	Automatic circuit breakers for a voltage >= 72,5 kV earth leakage circuit breaker	-	2 961	-	818 146
85352990	Automatic circuit breakers for a voltage >= 72,5 kV other circuit breaker	8	30 184	74	100 644
85353011	Disconnecter having a voltage < 36 kV	-	228	-	7 309
85353019	Disconnecter having a voltage >= 36 kV	53	289	1 406	5 926
85353020	Isolating switch & make-and-break switches for a voltage of >= 66 kV	230	9 610	2 150	83 754
85353090	Isolating switch & make-and-break switches for a voltage of < 66 kV	292	96 084	39 890	1 902 332
85354000	Lightning arresters, voltage limiters and surge suppressors	8 166	33 258	181 436	3 085 803
85359010	Bushing and tap changer assemblies for electricity distribution/power transformers	692	30 319	19 180	463 814
85359020	Change-over switches of a kind used for starting electric motors	148	980	9 601	21 015
85359090	Other bushing, tap changer assembly and switches starting for electricity	11 125	351 594	40 383	3 328 228
85361011	Thermal fuses glass type: suitable for use in electric fans	-	94	-	3 339
85361012	Thermal fuses glass type: other, for a current of < 16 A	1 332	7 663	42 437	271 282
85361013	Thermal fuses glass type: fuse blocks, of a kind used for motor vehicles	1 906	17 355	39 550	281 346
85361019	Other thermal fuses glass type	31 051	55 486	215 590	443 871
85361091	Other thermal fuses, suitable for use in electric fans	-	69	-	21 563
85361092	Other thermal fuses, other, for a current of < 16 A	-	274	-	11 174
85361093	Other thermal fuses, fuse blocks, of a kind used for motor vehicles	0	838	21	16 169
85361099	Other fuses n.e.c. in heading 85.36	144	3 378	1 571	93 219
85362011	Automatic circuit breakers; moulded case, for a current, of less than 16 A	-	9 036	-	107 718
85362013	Automatic circuit breakers; moulded case, for a current, > 32 A but <= 1000 A	-	3 086	-	74 976
85362019	Automatic circuit breakers; moulded case, for a current, > 1000 A	15 138	281 258	676 516	12 791 573
85362020	Automatic circuit breakers, kind incorporated into electrothermic domestic appliances of heading 85.16	161	2 578	2 387	68 078
85362091	Automatic circuit breakers, kind incorporated into electrothermic domestic appliance, other of a current < 16 A	-	1 109	-	10 157
85362099	Automatic circuit breakers, kind incorporated into electrothermic domestic appliance, other of a current >= 16 A	438	9 427	2 236	249 153
85363010	Lightning arresters for protecting electrical circuits	-	0	-	40
85363020	Electrical circuit protector used in radio equipment or in electric fans	1 213	12 952	20 221	218 731
85363090	Other apparatus for protecting electrical circuits	36 499	412 502	1 072 951	12 676 308



Tabel 3 : Ekspor Indonesia menurut Komoditi ( Kode HS 8 digit )

Desember 2019

Kode H S	Uraian golongan barang	Berat bersih (Kg)		Nilai F.O.B. ( U S \$ )	
		Bulan ini	Kumulatif	Bulan ini	Kumulatif
(1)	(2)	(3)	(4)	(5)	(6)
85364110	Digital relays,voltage <= 60V	5 110	88 891	140 391	2 218 430
85364130	Relays used in electric fans,voltage <= 60V	-	267	-	150
85364140	Oth relays,voltage <= 60V,a current <16A	18 784	234 158	759 122	9 952 121
85364191	Semiconductor/electro-magnetic relays <=28 V	46 082	940 608	1 493 942	32 606 497
85364199	Semiconductor/electro-magnetic relays >28 V	25 025	356 173	662 779	9 312 755
85364910	Digital relays,voltage > 60V	873	7 800	109 009	493 027
85364990	Other digital relays,voltage > 60V	152 586	2 139 041	3 702 995	54 662 509
85365020	Over-current and residual-current,automatic switches	24 125	405 648	532 278	8 285 779
85365033	High inrush switch,of a rated current carrying capacity<16A	1 607	4 369	3 732	10 056
85365039	Other high inrush switches and commutators for stoves and ranges	548	29 771	17 339	1 140 521
85365040	Miniature switches suitable for rice cookers or toaster ovens	-	20	-	40
85365051	Electronic AC switch,voltage<=1000V, for a current < 16A	-	4 582	-	86 073
85365059	Electronic AC switch,voltage<=1000V, for a current >= 16A	-	317	-	4 082
85365061	Make&break switch used in domestic electrical wiring,<=500V,for a current < 16A	57 640	573 942	1 925 861	18 835 620
85365069	Make&break switch used in domestic electrical wiring,<=500Vfor a current >= 16A	65	553	198	13 437
85365095	Oth make&break switch,>500V,change-over switches; for starting elec.motors/fuse switches	204	32 651	7 545	496 828
85365099	Other make&break switch,>500V	139 071	2 006 979	6 899 269	101 129 381
85366110	Lamp holder used for compact lamps or halogen lamps	517	2 476	2 663	11 853
85366191	Lamp holder used for oth lamps,a current< 16A	-	116	-	4 873
85366199	Lamp holder used for oth lamps,a current>= 16A	118	529	528	1 916
85366911	Telephone plugs for a current < 16A	-	432	-	19 440
85366919	Telephone plugs for a current >= 16A	12	825	2 374	35 383
85366929	Audio/video & cathode ray tube socket for TV or radioreceiver,a current > 16A	8 264	19 923	610 446	1 209 472
85366932	Socket&plug for co-axial cable&printed circuits,for a current < 16A	98	4 640	33 690	405 704
85366939	Socket&plug for co-axial cable&printed circuits,for a current >= 16A	2 710	52 035	32 077	2 170 038
85366992	Oth Socket&plug for co-axial cable&printed circuits,for a current < 16A	40	7 722	1 788	106 056
85366999	Oth Socket&plug for co-axial cable&printed circuits,for a current >= 16A	30 543	393 346	968 148	15 056 412
85367010	Connector for optical fibres,optical fibres bundles or cables;ceramics	19	4 635	582	9 893
85367020	Connector for optical fibres,optical fibres bundles or cables;copper	0	19	19	286
85367090	Oth connector for optical fibres,optical fibres bundles or cables	5 393	76 748	1 004 696	11 062 820
85369012	Connection&contact elements for wires & cables;wafer probers;current < 16A	4	3 977	580	145 902
85369019	Connection&contact elements for wires & cables;wafer probers;current >= 16A	5 589	633 909	207 409	2 790 121
85369022	Junction boxes,for a current < 16A	-	20	-	610
85369029	Junction boxes,for a current >= 16A	4 376	197 796	162 344	14 718 698
85369032	Cable connector,connector/adaptor for co-axial cable,commutator,current<16A	17 336	183 742	2 034 557	19 095 801
85369039	Cable connector,connector/adaptor for co-axial cable,commutator,current>=16A	203 330	2 241 745	4 437 663	55 561 639
85369093	Telephone patch panels	-	7	-	219
85369094	Other cable connector,for a current < 16A	5 647	59 627	157 919	1 394 705
85369099	Other cable connector,for a current >= 16A	88 608	1 230 423	4 472 210	46 244 461
85371011	Control panel use in distributed controlsystem;voltage<1000V	4 309	98 319	102 552	1 523 005
85371012	Control panel fitted with a programmable processor;voltage<1000V	257	3 576	4 480	81 810

Tabel 3 : Ekspor Indonesia menurut Komoditi ( Kode HS 8 digit )

Desember 2019

Kode H S	Uraian golongan barang	Berat bersih (Kg)		Nilai F.O.B. ( U S \$ )	
		Bulan ini	Kumulatif	Bulan ini	Kumulatif
(1)	(2)	(3)	(4)	(5)	(6)
85371013	Control panel for AC,refrigerator,washing mach.,vacuum cleaner,mixer,water heater	609	8 227	42 108	622 266
85371019	Other control panel	48 188	1 521 580	2 283 512	43 746 060
85371020	Distribution board (incl back panels & back planes) used with auto data process. mach.,telp sets,transmiss. app.	11	21 804	498	160 980
85371030	Programmable logic controllers for auto-mach for transport handling&storages of dies for semiconductor device	1	15 710	249	387 699
85371091	Switchboard & control panels: used in radio equipment or electric fans	83	51 834	30 279	7 652 332
85371092	Switchboard & control panels: use in distributed control systems	46 548	592 578	5 322 841	22 553 912
85371099	Switchboard & control panels: use for other purposes	201 720	2 039 485	8 672 055	70 261 897
85372011	Switchboards incorporating electrical instruments forbreaking, connecting/protecting electrical circuit >=66 kV	1 050	16 290	104 127	1 001 243
85372019	Switchboards incorporating electrical instruments forbreaking, connecting/protecting electrical circuit < 66 kV	-	6 125 829	-	161 027 799
85372021	Control panels incorporating electrical instruments forbreaking, connecting/protecting electrical circuit >=66 kV	-	3	-	60
85372029	Control panels incorporating electrical instruments forbreaking, connecting/protecting electrical circuit < 66 kV	19 935	135 679	56 032	1 026 918
85372090	Oth board for electrical control for voltage< 1000 volt	512 224	3 223 440	8 989 745	59 634 999
85381011	Parts of programmable logic controllers for auto-mach for transpot for semiconductor device, voltage <=1000V	-	4 890	-	35 474
85381012	Part of programable logic controller used in radioequipment,vaoltage <=1000V	-	1	-	50
85381019	Other part of programable logic controller used in radioequipment,vaoltage <=1000V	4 511	66 720	110 064	1 129 296
85381021	Parts of programmable logic controllers for auto-mach for transpot for semiconductor device, voltage >1000V	120	371	22 405	30 379
85381022	Part of programable logic controller used in radioequipment,vaoltage >1000V	-	750	-	4 500
85381029	Other part of programable logic controller used in radioequipment,vaoltage >1000V	885	66 483	52 063	1 824 598
85389011	Part including printed circuit assmbles of telp plug;connect&contact element, wire & cable, voltage <=1000V	2	157	353	19 694
85389012	Part of switch,socket&plug for coaxial cable, etc oth apparatus,voltage <=1000V	22 260	205 870	492 110	5 398 448
85389019	Oth part of electric switch,socket&plug, voltage<= 1000V	64 928	881 117	4 443 683	45 961 657
85389020	Oth part including printed circuit assmbles of telp plug;connect&contact; voltage>1000V	40 194	562 936	737 651	10 567 992
85391010	Sealed beam lamp units for motor vehicles	1 324	37 247	31 439	882 289
85391090	Sealed beam lamp units for others	451	16 550	11 216	173 295
85392120	Tungsten halogen used in medical equipment	84	8 236	360	40 153
85392130	Tungsten halogen used for motor vehicles	42	11 914	1 466	38 585
85392140	Other reflector lamp bulbs of tungsten halogen	39	78	1 221	1 535
85392190	Other tungsten halogen	706	4 237	3 295	16 388
85392231	Other reflector lamp bulbs,used in decorative illumination,power <= 60 W	135	5 833	80	38 408
85392232	Other reflector lamp bulbs,used in decorative illumination,power > 60 W	46	48	36	130
85392233	Other reflector lamp bulbs,for domestic lighting,power<=200W & voltage>100V	3	1 958	101	1 333
85392239	Other reflector lamp bulbs, power<=200W & voltage>100V	160	20 735	1 044	81 810

Tabel 3 : Ekspor Indonesia menurut Komoditi ( Kode HS 8 digit )

Desember 2019

Kode H S	Uraian golongan barang	Berat bersih (Kg)		Nilai F.O.B. ( U S \$ )	
		Bulan ini	Kumulatif	Bulan ini	Kumulatif
(1)	(2)	(3)	(4)	(5)	(6)
85392291	Oth filament lamp,excl ultra-violet/infra-red halogen,power<=200W&>100V,used decorative illumination,power<=60W	4	14	10	114
85392292	Oth filament lamp,excl ultra-violet/infra-red halogen,power<=200W&>100V,used decorative illumination,power >60W	-	1	-	1
85392293	Oth filament lamp,excl ultra-violet/infra-red halogen,power<=200W&>100V,for domestic lighting	-	2 037	-	3 128
85392299	Oth filament lamp,excl ultra-violet/infra-red halogen,power<=200W&>100V	112	577	1 347	16 787
85392919	Operation theatre lamps, not used in medical equipment	-	441	-	678
85392920	Oth filament lamp,excl ultra-violet/infra-red, use motorvehicles	5 954	128 638	67 347	1 550 593
85392930	Oth filament lamp,excl ultra-violet/infra-red, for otherreflector lamp bulbs	37	2 215	119	147 748
85392941	Flashlight bulbs:miniature indicator bulbs, rated up to 2.25V, suitable for medical equipment	36	492	499	53 260
85392949	Other flashlight bulbs:miniature indicator bulbs, rated up to 2.25V	-	12	-	342
85392950	Oth filament lamps,exc tungsten halogen,oth have capacity, >200W<<300 and voltage > 100V	-	1 928	-	9 370
85392960	Oth filament lamps,exc tungsten halogen,oth have capacity, <=200W and voltage <=100V	61	403	524	5 297
85392990	Oth filament lamps,exc tungsten halogen,oth have capacity, >300W	89 314	93 022	455 892	1 772 652
85393110	Tubes for compact fluorescent lamps of fluorecent, hot cathode, excl UV lamps	-	2	-	53
85393120	Straight tubes for oth fluorescent lamps,hot cathode, excl UV lamps	110	1 520	1 455	19 953
85393130	Compact fluorescent lamps with built-in ballasthot cathode, excl UV lamps	-	102	-	629
85393190	Oth fluorescent,hot cathode, discharge lamps, excl UV lamps	13 724	103 241	42 150	332 472
85393200	Mercury/sodium vapour lamps;metal halidelamps excl UV lamps	-	2 110	-	27 932
85393930	Oth fluorescent, cold cathode types,discharge lamps,excl UV lamps	725	11 467	6 364	210 572
85393990	Other discharge lamps, other than UV lamps, cold cathode types	1 764	20 141	45 896	525 911
85394100	Arc lamps	4 641	27 617	2 027 192	11 060 836
85394900	Ultra-violet/infra-red lamps	3 728	44 966	88 386	347 812
85395000	Light-emitting diode (LED) lamps	4 003	62 707	68 535	1 012 053
85399010	Aluminium end cap for fluoresc lamp; aluminium screw caps for incandescent lamps	-	361	-	19 758
85399020	Parts of aluminium end for fluorescen lapmps; of kind used for motor vehicles	8	1 405	1 191	24 983
85399090	Oth parts of aluminium end for fluorescen lapmps; of kind used for motor vehicles	194	12 726	6 815	374 401
85401100	Color cathode-ray television picture tubes including video monitor cathode-ray tube	-	0	-	1
85402000	TV camera tubes; image converters and intensifiers; other photo-cathode tubes	-	179	-	2 491
85404090	Data/graphic display tubes,monochrome, of heading 85.25	-	0	-	50
85406000	Tubes; cathode ray, n.e.c. in heading no. 8540	-	4	-	7 521
85407100	Magnetrons	-	15	-	22 969
85408100	Receiver/amplifier valves and tubes	-	30	-	3 138
85408900	Valves and tubes; n.e.c. in heading no. 8540	-	22	-	3 961
85409100	Parts of cathode-ray tubes	-	10	-	2
85409990	Other parts of thermionic,cold cathode orphoto-cathode,valves and tubes	-	234	-	10 887
85411000	Diodes, other than photosensitive/light emitting diodes	974	20 655	288 653	4 586 268

Tabel 3 : Ekspor Indonesia menurut Komoditi ( Kode HS 8 digit )

Desember 2019

Kode H S	Uraian golongan barang	Berat bersih (Kg)		Nilai F.O.B. ( U S \$ )	
		Bulan ini	Kumulatif	Bulan ini	Kumulatif
(1)	(2)	(3)	(4)	(5)	(6)
85412100	Transistor oth than photosensitive with a dissipation rate of <1 W	72	2 220	35 055	929 030
85412900	Transistor oth than photosensitive with a dissipation rate of >=1 W	1 701	150 469	508 117	12 219 471
85413000	Thyristors,diacs and triacs,other photosensitive devices	1	170	114	126 998
85414010	Light emitting diodes	6 342	60 593	1 900 606	22 293 887
85414021	Photovoltaic cells, not assembled	20	62	8 482	24 194
85414022	Photovoltaic cells, assembled in modules or made up into panels	62 137	561 440	323 488	6 603 674
85414029	Oth photocells, including photodiodes & phototransistors	76	4 578	338	19 219
85414090	Oth photosensitive semiconductor devices	12 982	180 259	915 999	13 286 209
85415000	Electrical apparatus; photosensitive semiconductor devices n.e.c. in heading no. 8541, incl. photovoltaic cells, whether / not assembled in modules or made up into panels	3 813	34 045	4 382 915	45 631 260
85416000	Mounted piezo-electric crystals	3 205	43 932	4 370 239	49 760 268
85419000	Parts of diodes,transistors & similar; photosensitive semiconductor devices	1 353	15 581	338 065	2 822 158
85423100	Processor & controller of electronics integrated circuits	34 497	322 371	6 452 800	52 683 810
85423200	Memories of electronic integrated circuits	40	18 634	43 353	445 571
85423300	Amplifiers of electronic integrated circuits	334	6 863	64 402	609 922
85423900	Electronic integrated circuits; n.e.c. in heading no. 8542	53 024	453 135	13 422 248	134 188 796
85429000	Parts of electronic integrated circuits	5 459	175 289	3 368 402	43 609 495
85431000	Particle accelerators of electrical machines and apparatus	300	326	553	5 891
85432000	Signal generators of electrical machines and apparatus	-	143	-	67 819
85433020	Wet processing equipment for the application by immersion of chemical/electrochemical solutions	-	24 097	-	27 127
85433090	Oth machine and apparatus for electroplating,electrolysis or electrophoresis	294	14 577	89 060	593 932
85437010	Electric fence energisers	52	1 885	30	6 061
85437020	Remote control apparatus,oth radio remote control apparatus	246 757	4 106 613	6 857 425	96 652 420
85437030	Electrical machines with translation/dictionary functions	451	2 114	17 721	104 064
85437040	Equipment/machine for removal dust particle&curingmaterial by UV light for mfg of printed circuit boards	-	270	-	9 572
85437090	Oth equipment/machine for removal dust particle&curingmaterial by UV light for mfg of printed circuit boards	18 522	287 070	1 056 852	10 179 295
85439010	Parts of particle accelerators or signal generators	-	0	-	1 211
85439020	Part of Wet processing equipment for the application by immersion of chemical/electrochemical solutions	-	19 791	-	313 284
85439030	Parts of electrical machines with translation or dictionary functions	-	2	-	1
85439040	Part of Equipment/machine for removal dust particle&curingmaterial by UV light for mfg of printed circuit boards	-	0	-	195
85439090	Parts of oth electrical machines and apparatus, having individual functions	27 835	267 577	5 762 787	52 006 963
85441120	Winding wire of copper, with an outer coating/covering of, paper, textile/poly(vinyl chloride)	992 846	12 430 927	6 865 363	88 691 543
85441130	Winding wire of copper, with an outer coating/covering of, lacquer	8	7 022	413	233 217
85441140	Winding wire of copper, with an outer coating/covering of, enamel	419 595	6 060 584	3 265 325	47 774 579
85441190	Winding wire of other than copper	44 663	243 552	233 288	2 455 709
85441900	Insulated electric conductors; winding wire, (of other than copper)	20 447	177 562	1 335 071	6 089 016

Tabel 3 : Ekspor Indonesia menurut Komoditi ( Kode HS 8 digit )

Desember 2019

Kode H S	Uraian golongan barang	Berat bersih (Kg)		Nilai F.O.B. ( U S \$ )	
		Bulan ini	Kumulatif	Bulan ini	Kumulatif
(1)	(2)	(3)	(4)	(5)	(6)
85442011	Co-axial cable&oth co-axial electric conductor, fitted with connector;<=66kV;insulated with rubber/plastic	9 889	185 608	964 939	4 903 091
85442019	Co-axial cable&oth co-axial electric conductor, fitted not with connector;<=66kV;insulated with rubber/plastic	208 241	1 796 031	2 063 096	21 880 567
85442021	Co-axial cable&oth co-axial electric conductor, not fitted with connector;<=66kV;insulated with rubber/plastic	8 533	64 631	49 276	355 548
85442029	Co-axial cable&oth co-axial electric conductor, not fitted not with connector;<=66kV;insulated with rubber/plastic	1 992	27 367	104 215	1 122 490
85442039	Co-axial cable&oth co-axial electric conductor, fitted not with connector;>66kV;insulated with rubber/plastic	42	4 321	148	192 781
85442041	Co-axial cable&oth co-axial electric conductor, not fitted with connector;>66kV;insulated with rubber/plastic	-	75	-	42
85442049	Co-axial cable&oth co-axial electric conductor, not fitted not with connector;>66kV;insulated with rubber/plastic	84	18 101	5 183	130 833
85443012	Wiring harness for motor vehicle; for used vehicles ofhead 87.02,87.03,87.04/84.11;insulate with rubber/plastic	1 463 069	18 251 104	25 688 902	298 424 178
85443013	Wiring harness for motor vehicle; for used vehicles of exclhead 87.02,87.03,87.04/84.11;insulate with rubber/plastic	795 725	10 676 567	14 772 298	224 574 693
85443014	Wiring harness for motor vehicle; for used vehicles of head87.02,87.03,87.04/84.11;not insulate with rubber/plastic	56	195	4 910	13 365
85443019	Wiring harness for motor vehicle; for used vehicles of exclhead 87.02,87.03,87.04/84.11;not insulate w rubber/plastic	568 356	18 236 692	12 303 027	365 809 673
85443091	Ignition wiring sets,not wiring set,used in vehicle,aircraft/ship;insulate rubber/plastic	360	4 103	18 134	263 909
85443099	Ignition wiring sets,not wiring set,used in vehicle,aircraft/ship; no insulate rubber/plastic	1 036	1 906 721	126 262	34 294 352
85444211	Submarine telephone/telegraph/radio relay cablesfitted with connectors; voltage <= 80 V	8	40	249	3 484
85444213	Electric conductor with connectors for telecommunication used, voltage <=80V, insulated with rubber, plastic/paper	55	2 946	1 689	25 420
85444219	Electric conductor with connectors for telecommunication used, voltage<=80V, not insulated with rubber,plastic/paper	241 098	2 037 853	3 349 391	47 351 541
85444221	Telephone, telegraph, radio relay cable submarine,fitted with conector;80V<voltage<=1000V	4	205	1 697	1 870
85444223	Electric conductor with connectors for telecommunication used, 80V<voltage<=1.000V,inslited with rubber,plastic/paper	1 098	11 746	365 050	3 887 777
85444229	Electric conductor with connectors for telecommunication used 80V<volt<=1.000V,not inslited with rubber,plastic/paper	29 850	363 321	376 657	4 334 695
85444232	Battery cables,insulate with rubber/plasticfor vehicle 8702,8703,8704/8711, 80V<voltage<=1.000V	-	9	-	145
85444233	Battery cables,insulate with rubber/plastic for other thanvehicle 8702,8703,8704/8711, 80V<voltage<=1.000V	-	12 202	-	16 391
85444239	Battery cables,not insulate with rubber/plastic forother than vehicle 8702,8703,8704/8711, 80V<voltage<=1.000V	-	123	-	8 523
85444294	Other electric cables insulated with plastic,having a core diameter <=5 mm	214	22 749	9 576	612 073

Tabel 3 : Ekspor Indonesia menurut Komoditi ( Kode HS 8 digit )

Desember 2019

Kode H S	Uraian golongan barang	Berat bersih (Kg)		Nilai F.O.B. ( U S \$ )	
		Bulan ini	Kumulatif	Bulan ini	Kumulatif
(1)	(2)	(3)	(4)	(5)	(6)
85444295	Other electric cables insulated with plastic, having a core diameter >5 mm and <=19.5 mm	1 020	2 775	41 574	343 286
85444296	Other electric cables insulated with plastic, diameter > 19.5 mm	1	5 836	25	25 100
85444297	Other electric cables insulated with paper/rubber	134 760	2 087 909	1 261 548	19 683 192
85444298	Flat data cables having two lines or more	-	14 233	-	163 267
85444299	Other electric cables other than insulated with plastics, paper/rubber, diameter > 5 mm	142 516	1 967 499	3 021 192	28 111 101
85444911	Submarine telephone/telegraph/radio relay cables not fitted with connectors; voltage <= 80 V	-	335	-	27 413
85444913	Oth electric conductor, not fitted connector, insulated with rubber, paper/plastic for used telcomnication, voltage <=80V	-	405	-	5 940
85444919	Oth electric conductor, not fitted connector, not insulated for used telecommunication, voltage <=80V	1 624	53 810	56 663	1 646 731
85444921	Shielded wire for manufactur of auto-wiring harnesses, not for telecommunication, <=80 v	12 016	54 048	172 609	3 771 187
85444922	Electrical cables insulated with plastic diameter <=19.5 mm, not use for telecommunication, voltage <=80V	128	56 146	330	551 382
85444923	Electrical cables insulated with plastic diameter <=19.5 mm, for oth electric cables insulated with plastic	641	1 892	9 130	19 005
85444929	Electrical cables insulated with plastic diameter >19.5 mm, not use for telecommunication, voltage <=80V	30 388	249 022	315 399	1 675 981
85444931	Submarine telephone/telegraph/radio relay cables not fitted with connectors; 80V < voltage <=1.000 V	-	108	-	19 034
85444932	Oth electric conductor, not fitted connector, insulated with plastic for used telcomnication, 80V < voltage <= 1.000V	25	196	401	2 502
85444939	Oth electric conductor, not fitted connector, insulated with oth material for used telecommunication, 80V < voltage <=1kV	1 993 450	25 764 771	11 343 309	153 618 217
85444941	Cable insulated with plastics, not fitted connector for not used telcomnication, 80V < voltage <= 1.000V	18 034	286 819	95 423	1 630 261
85444942	Oth electric conductor, not fitted connector, insulated with rubber, paper/plastics for not used telec, 80V < volt <=1000V	-	2 439	-	60 071
85444949	Oth electric conductor, not fitted connector, insulated with oth material oth than telecommunication, 80V < voltage <=1kV	105 335	2 224 446	590 503	12 284 682
85446011	Cables insulated with plastics, diameter <= 22,7 mm, 1 kV < voltage <=36 kV	4 473	382 652	28 240	1 755 038
85446012	Oth electric conductors, insulated with rubber, plastics/paper, 1 kV < voltage <=36 kV	-	138 247	-	756 394
85446019	Oth electric conductors, not insulated, 1 kV < voltage <=36 kV	72 613	412 161	392 694	2 198 620
85446029	Oth electric conductors, not insulated, 36 kV < voltage <=66 kV	-	88	-	4 733
85446039	Oth electric conductors, not insulated, voltage >66 kV	1	16 479	160	272 293
85447010	Optical fibre cable of telephone, telegraph, radio relay cables, submarine	70 634	223 913	316 243	857 149
85447090	Other optical fibre cables	26 370	1 062 158	358 700	8 212 185
85451900	Electroda of graphite/oth carbon, used not for furnaces	191 287	2 645 081	295 930	4 080 339
85452000	Carbon brushes of graphite/oth carbon, for electrical purposed	9	1 369	166	35 196
85459000	Lamp carbons, battery carbons & oth article of graphite/oth carbon, with or w/o metal for electrical purposes	11 088	116 844	89 370	1 145 857
85461000	Electrical insulators of glass	860	6 592	1 507	62 659
85462010	Transformer bushing & circuit breaker insulators, of ceramics	2	1 570	373	95 165

Tabel 3 : Ekspor Indonesia menurut Komoditi ( Kode HS 8 digit )

Desember 2019

Kode H S	Uraian golongan barang	Berat bersih (Kg)		Nilai F.O.B. ( U S \$ )	
		Bulan ini	Kumulatif	Bulan ini	Kumulatif
		(1)	(2)	(3)	(4)
85462090	Electrical insulators of any material other than glass and ceramics	-	479	-	2 103
85469000	Electrical insulators; other than of glass and ceramics	1 639	20 488	39 879	301 395
85471000	Insulating fitting for electrical mchines, appliances/equipment; of ceramics	-	200	-	7 223
85472000	Insulating fitting for electrical mchines, appliances/equipment; of plastic	30 297	159 737	235 805	3 189 857
85479010	Electric conduit tubbingg & joint therefor of base metal line with insulating material	-	168	-	4 607
85479090	Other insulating fittings for electrical mchines,appliances/equipment,being fitting wholly of insulating material apart	94	25 784	6 680	312 540
85481013	Lead acid scrap storage batteries, drained/undrained, of 6V and 12V electric accumulators of height <23cm	-	11	-	385
85481019	Lead acid scrap storage batteries, drained/undrained, of 6V and 12V electric accumulators of height >=23cm	-	28	-	427
85481020	Waste & scrap contain mainly iron of primary cells/primary batteries and electric accumulators	200	200	381	381
85481091	Waste & scrap of primary cells, primary batteries&electric accumulators of oth primary cells and primary batteries	3 200	6 480	800	3 095
85481099	waste and scrap containing other primary cells,primary batteries, and electric accumulator of used in aircraft	-	23 400	-	48 970
85489010	Image sensors contact type copmrising a photo-conductive sensor element,an electric charge storage cendenser,	498	2 101	18 317	95 071
85489020	Printed circuit assemblies including such assemblies for external connections	51 930	675 611	727 853	7 666 140
85489090	other waste and scrap of other primary cells,primary batteries, and electric accumulator of used in aircraft	40 580	476 076	68 374	681 476
86012000	Rail locomotives powered by electric accumulators	-	21	-	1 239
86029000	Locomotive tenders	-	5	-	123
86039000	Self-propelled railway or tramway coaches, van and truck of powered from internal source of electricity	-	254 600	-	8 785 350
86040000	Railway/tramway maintenance/service vehicles, whether or,not self-propelled	-	1 202	-	409 108
86050000	Railway/tramway passenger coach&oth special purpose railwayor tramway coaches not self-propelled	659 199	5 673 259	7 585 987	63 316 571
86061000	Tank wagons and the like	-	16 923	-	120 560
86071100	Driving bogies and bissel-bogies	-	2 815	-	92 166
86071900	Axles and wheels, and parts thereof	632 499	10 938 972	975 720	17 388 257
86072100	Air brakes and parts thereof	45	285	965	2 985
86072900	Brakes and parts thereof other than air brakes	-	1 110	-	26 662
86073000	Hooks & oth coupling devices, buffers, and parts thereof	-	2 730	-	12 995
86079100	Railway or tramway locomotives; parts n.e.c. in heading no. 8607	-	220	-	2 558
86079900	Railway or tramway rolling stock; parts n.e.c. in heading no. 8607	11 621	326 705	216 755	6 439 651
86080090	non electro-mechc equip of railway/tramway track fixtures,fiiting, mechanic signaling,safety/traffic control equipment	-	4 709	-	5 816
86090010	Containers of metal,designed&equipped for carriage by one/more modes of transport	18 820	211 055	79 760	1 147 409
86090090	Containers of oth material,designed&equipped for carriage by one/more modes of transport	25 027	944 391	25 644	1 800 429
87011011	Single axle tractor of power <=22.5kW,whether or not electricity for agricultural use	53 807	391 728	233 594	2 035 724
87011019	Single axle tractor of power <=22.5kW,whether or not electricity for other than agricultural use	50	1 152	497	11 764

Tabel 3 : Ekspor Indonesia menurut Komoditi ( Kode HS 8 digit )

Desember 2019

Kode H S	Uraian golongan barang	Berat bersih (Kg)		Nilai F.O.B. ( U S \$ )	
		Bulan ini	Kumulatif	Bulan ini	Kumulatif
(1)	(2)	(3)	(4)	(5)	(6)
87011091	Single axle tractor of power >22.5kW,whether or not electricity for agricultural use	-	6 156	-	22 941
87011099	Single axle tractor of power >22.5kW,whether or not electricity for other than agricultural use	-	600	-	5 229
87012010	Road tractors for semi-trailers,ckd	114	3 229	10	4 110
87012099	Road tractors for semi-trailers, used goods, not ckd	-	5	-	180
87013000	Track-laying tractors	-	1 400	-	3 076
87019110	Agriculture tractors of engine power <=18kW	7 761	26 309	80 250	124 544
87019190	Other tractors of engine power <=18kW	-	2 574	-	54 890
87019210	Agriculture tractors of engine 18kW>power<=37kW	685 465	7 400 690	6 271 410	68 775 564
87019310	Agriculture tractors of engine 37kW>power<=75kW	396 332	1 460 812	3 390 078	13 286 311
87019410	Agriculture tractors of engine 75kW>power<=130kW	2 710	3 160	21 868	22 068
87019510	Agriculture tractors of engine power > 130kW	400	14 949	1 810	43 270
87019590	Other tractors of engine power > 130kW	-	170	-	220
87021010	Motor cars(incl stretch limousine)for transport>=10 person,diesel/semi-diesel, ckd	2 070	8 090	23 698	52 187
87021041	Motor coach,bus/minibus,for transport>=10 person, g.v.w.>= 6 t but <=18 t,diesel/semi-diesel, ckd	-	79 060	-	438 870
87021049	Motor coach,bus/minibus,for transport>=10 person, g.v.w.> 18 t but <=24 t,diesel/semi-diesel, ckd	-	22 926	-	209 694
87021060	Motor cars(incl stretch limousine)for transport>=10 person,diesel/semi-diesel, ckd	-	1 400 915	-	19 571 807
87029040	Motor car, Limousine not coaches, bus/minibusoth than gasoline,hybrid,electric propulsion,not CKD	-	2 216	-	32 770
87031090	Oth than, Golf cars vhcl specially designe transport of persons	9 774	61 744	26 786	249 445
87032115	Sedan, gasoline of cilynder <1000cc, CKD	-	1 200	-	3 200
87032121	Other motor cars (Station Wagon & sport cars) of 4WD gasoline of cilynder <1000cc, CKD	-	2 598	-	1 075
87032129	Other motor car (Station Wagon & sport cars) of 4WDgasoline of cilynder <1000cc, CKD	323 326	6 633 095	1 764 697	33 062 229
87032130	Vans, gasoline of cilynder <1000cc, CKD	12 592	41 592	34 080	143 954
87032159	Oth motor car(Station Wagon&sport cars) of Not 4WDgasoline of cilynder <1000cc, Not CKD	2 319 900	24 122 755	16 714 943	175 091 259
87032190	Vans, gasoline of cilynder <1000cc, Not CKD	435 623	2 429 941	2 096 950	11 021 941
87032217	sedan, gasoline of a cylinder 1,000 < cc <= 1,500, CKD	1 945	18 844	19 500	86 501
87032221	Other motor car (Station Wagon&sport cars) of 4WDgasoline of a cylinder 1,000 < cc <= 1,500, CKD	-	18 900	-	85 271
87032229	Other motor car (Station Wagon&sport cars) Not of 4WDgasoline of a cylinder 1,000 < cc <= 1,500, CKD	570 738	5 452 296	4 634 784	43 386 867
87032251	Other motor car (Station Wagon&sport cars) of 4WDgasoline of a cylinder 1,000 < cc <= 1,500, Not CKD	-	115	-	2 400
87032259	Oth motor car (Station Wagon&sport cars) of Not 4WDgasoline of a cylinder 1,000 < cc <= 1,500, Not CKD	10 170 163	146 097 217	86 086 884	1 243 072 041
87032290	Vans, gasoline of a cylinder 1,000 < cc <= 1,500, Not CKD	1 156 320	17 291 992	10 045 421	151 350 793
87032321	sedan, gasoline of a cylinder 1,500 < cc <= 1,800, CKD	-	2 400	-	1 000
87032322	sedan, gasoline of a cylinder 1,800 < cc <= 2,000, CKD	2 500	2 500	19 281	19 281
87032323	sedan, gasoline of a cylinder 2,000 < cc <= 2,500, CKD	-	2 710	-	14 200
87032333	Other motor cars (Station Wagon&sport cars) of 4WDgasoline of a cylinder 2,000 < cc <= 2,500, CKD	-	17 880	-	57 437
87032334	Other motor cars (Station Wagon&sport cars) of 4WDgasoline of a cylinder >2500cc, CKD	-	1 945	-	33 682
87032342	Vans, gasoline of a cylinder >2000cc, of Not 4WD, CKD	800	800	1 065	1 065
87032357	Sedan, gasoline of a cylinder 2,000< cc<= 2,500, Not CKD	-	4 035	-	40 594
87032358	Sedan, gasoline of a cylinder >2,500cc, Not CKD	-	14 400	-	78 400
87032362	Other motor cars Station (Wagon&sport cars) of 4WD gasoline of a cylinder 1,800 < cc <= 2,000, Not CKD	-	32 775	-	322 132
87032364	Other motor cars Station (Wagon&sport cars) of 4WD gasoline of a cylinder >2,500cc, Not CKD	2 020	2 497 015	21 786	26 867 696
87032365	Oth motor car(Station Wagon&sport cars) of Not 4WDgasoline of a cylinder 1,500 < cc <= 1,800, Not CKD	8 255 436	139 485 422	70 213 934	1 183 433 073



Tabel 3 : Ekspor Indonesia menurut Komoditi ( Kode HS 8 digit )

Desember 2019

Kode H S	Uraian golongan barang	Berat bersih (Kg)		Nilai F.O.B. ( U S \$ )	
		Bulan ini	Kumulatif	Bulan ini	Kumulatif
(1)	(2)	(3)	(4)	(5)	(6)
87032366	Oth motor car(Station Wagon&sport cars) of Not 4WDgasoline of a cylinder 1,800 < cc <= 2,000, Not CKD	-	155 776	-	1 863 263
87032367	Oth motor car(Station Wagon&sport cars) of Not 4WDgasoline of a cylinder 2,000 < cc <= 2,500, Not CKD	786 905	10 842 016	7 337 757	95 517 267
87032368	Oth motor car(Station Wagon&sport cars) of Not 4WDgasoline of a cylinder >2,500cc, Not CKD	4 952 995	89 772 598	52 412 833	934 711 809
87032371	Vans, of 4WDgasoline of a cylinder <1,500 < cc <= 1,800, Not CKD	-	4 075	-	4 154
87032415	Sedan, gasoline of a cylinder >3000cc, CKD	-	4 440	-	419 222
87032429	Other motor cars (Station Wagon&sport cars) of 4WDgasoline of a cylinder >3000cc, CKD	-	820	-	27 564
87032430	Vans, gasoline of a cylinder >3000cc, of Not 4WD, CKD	-	2 950	-	15 175
87032445	Sedan, gasoline of a cylinder >3000cc, of 4WD, Not CKD	-	6	-	1
87032449	Sedan, gasoline of a cylinder >3000cc, of Not 4WD, Not CKD	4 048	23 664	80 510	1 295 127
87032451	Other motor cars (Station Wagon&sport cars) of 4WDgasoline of a cylinder >3000cc, Not CKD	-	18 559	-	756 762
87032459	Oth motor car(Station Wagon&sport cars) of Not 4WDgasoline of a cylinder >3000cc, Not CKD	-	22 016	-	2 756 802
87032469	Other than wagon,sport car & vans, of Not 4WDgasoline of a cylinder >3000cc, Not CKD	-	20 239	-	51 401
87033129	Other motor cars (Station Wagon&sport cars) of Not 4WDDiesel of cylinder <1500cc, CKD	-	9 000	-	18 845
87033221	Sedan, diesel of cylinder 1,500 < cc <=1,800, CKD	1 240	4 960	21 000	84 000
87033222	Sedan, diesel of cylinder 1,800 < cc <=2,000, CKD	-	1 513	-	17 150
87033232	Other motor cars (Station Wagon&sport cars) of 4WDDiesel of cylinder 1,800 < cc <=2,000, CKD	-	19 100	-	74 576
87033261	Sedan, diesel of cylinder 1,500 < cc <=1,800, Not CKD	-	1 513	-	9 224
87033273	Other motor cars (Station Wagon&sport cars) of 4WDDiesel of cylinder > 2,000, Not CKD	2 110	4 220	32 673	63 068
87033276	Oth motor car(Station Wagon&sport cars) of Not 4WDDiesel of cylinder > 2,000cc, Not CKD	-	546 996	-	6 945 415
87033314	Motor-homes, diesel of cylinder > 2,500cc, CKD	-	2 240	-	22 615
87033321	Sedan, diesel of cylinder 2,500 < cc <= 3,000, CKD	-	2 420	-	9 142
87033331	Other motor cars (Station Wagon&sport cars) of 4WDDiesel of cylinder 2,500 < cc <= 3,000, CKD	-	2 500	-	33 910
87033340	Other, diesel of cylinder > 2,500cc, of 4WD, CKD	-	9 000	-	58 029
87033371	Other motor cars (Station Wagon&sport cars) of 4WDDiesel of cylinder 2,500 < cc <= 3,000, Not CKD	-	364 620	-	4 265 226
87033372	Other motor cars (Station Wagon&sport cars) of 4WDDiesel of cylinder > 3,000cc, Not CKD	-	2 815	-	10 714
87033380	Oth motor car(Station Wagon&sport cars) of Not 4WD diesel of cylinder > 2,500cc, Not CKD	-	2 536 500	-	24 765 473
87033390	Other, diesel of cylinder > 2,500cc	-	4 460	-	33 289
87034018	Sedan gasoline hybrid-eng can't be charged, cylinder capacity > 1,500cc, CKD	-	1 091	-	20 755
87034042	Hearses gasoline hybrid-eng can't be charged,1,000cc<cylinder capacity<=1,500cc,Not CKD	-	135 000	-	526 645
87034045	Hearses gasoline hybrid-eng can't be charged,2,000cc<cylinder capacity<=2,500cc,Not CKD	-	5 000	-	21 300
87034047	Hearses gasoline hybrid-eng can't be charged, cylinder capacity > 3,000cc, Not CKD	-	5 000	-	38 500
87034065	Sedan gasoline hybrid-eng can't be charged, 2,000cc<cylinder capacity<=2,500cc,Not CKD	-	2 500	-	17 750
87034097	Vans gasoline hybrid-eng can't be charged,cylinder capacity >3,000cc,of 4WD, Not CKD	-	2 020	-	2 692
87035096	Vans of 4WD diesel hybrid-eng can't be charge,2,500<cc<=3,000, Not CKD	1 340	7 362	4 615	24 222
87038097	Sedan, electric vehicles designed for person, not CKD	-	1 850	-	102 441
87038098	Other electric vehicles designed for person incl sta wagon & sports cars, but not vans, not CKD	-	1 520	-	35 078
87041013	Motor vehicles for transport of good design for off-highway usewith g.v.w. < 5 t, CKD	32 500	193 615	131 776	841 461

Tabel 3 : Ekspor Indonesia menurut Komoditi ( Kode HS 8 digit )

Desember 2019

Kode H S	Uraian golongan barang	Berat bersih (Kg)		Nilai F.O.B. ( U S \$ )	
		Bulan ini	Kumulatif	Bulan ini	Kumulatif
		(1)	(2)	(3)	(4)
87041014	Motor vehicles for transport of good design for off-highway usewith 5 t < g.v.w. < 10 t, CKD	15 840	135 750	110 292	689 211
87041017	Motor vehicles for transport of good design for off-highway usewith 24 t < g.v.w. < 45 t, CKD	-	35 124	-	84 000
87041018	Motor vehicles for transport of good design for off-highway usewith g.v.w. > 45 t, CKD	16 455	3 205 859	135 102	7 072 602
87041031	Motor vehicles for transport of good design for off-highway usewith g.v.w. < 5 t, not CKD	5 500	86 000	40 317	639 567
87041032	Motor vehicles for transport of good design for off-highway usewith 5 t < g.v.w. < 10 t, not CKD	-	2 100	-	8 354
87041035	Motor vehicles for transport of good design for off-highway usewith 24 t < g.v.w. < 38 t, not CKD	-	147 432	-	458 825
87042119	Motor vehicles for transport of good, diesel, g.v.w <= 5 tother refrigerated lorries (trucks), CKD	52 300	672 227	231 404	2 953 101
87042121	Motor vehicles for transport of good, diesel, g.v.w <= 5 tRefrigerated lorries (trucks), not CKD	-	3 810	-	15 188
87042129	Motor vehicles for transport of good, diesel, g.v.w <= 5 tother lorries (trucks), not CKD	7 500	145 148	10 650	931 396
87042229	Motor vehicles for transport of good, diesel, 5 t< g.v.w<= 6 tother lorries (trucks), not CKD	301 000	3 281 400	1 745 792	13 384 651
87042239	Motor vehicles for transport of good,diesel, 6 t< g.v.w<= 20 tother refrigerated lorries (trucks), CKD	-	6	-	35
87042251	Oth Motor vehicles for transport of good,dieselwith 6 t < g.v.w <= 10 t not CKD	-	16 245	-	156 239
87042259	Oth Motor vehicles for transport of good,dieselother g.v.w, not CKD	150 320	4 138 292	1 144 760	28 854 770
87042319	Motor vhcl for transport of good,diesel,20 t< g.v.w<= 24 tother refrigerated lorries (trucks), CKD	-	1 450	-	7 320
87042329	Motor vhcl for transport of good,diesel,20 t< g.v.w<= 24 tother lorries (trucks), not CKD	-	8 100	-	56 460
87042359	Motor vhcl for transport of good,diesel,24 t< g.v.w<= 45 tother refrigerated lorries (trucks), CKD	25 000	56 000	350 000	1 197 568
87042366	Motor vhcl for transport of good,diesel,24 t< g.v.w<= 45 tdumpers, not CKD	-	27 320	-	129 839
87042369	Motor vhcl for transport of good,diesel,24 t< g.v.w<= 45 tother lorries (trucks), not CKD	-	21 100	-	165 000
87042386	Motor vhcl for transport of goods, diesel, g.v.w > 45 tdumpers, not CKD	-	26 500	-	146 416
87043119	Motor vhcl for transport of goods, gasolin, g.v.w <= 5 tothe refrigerated lorries (trucks), CKD	-	4 623	-	32 150
87043123	Motor vhcl for transport of goods, gasolin, g.v.w <= 5 ttanker vehicles; bulk-cement lorries (trucks), not CKD	-	19	-	482
87043129	Motor vhcl for transport of goods, gasolin, g.v.w <= 5 tother lorries (trucks), not CKD	277 930	5 293 785	2 432 508	45 586 651
87043219	Motor vhcl for transport of good, gasolin,5 t < g.v.w <= 6trefrigerated lorries (trucks), CKD	-	3 810	-	19 649
87043283	Motor vhcl for transport of good,gasln, 24 t < g.v.w <= 45ttanker vehicles; bulk-cement lorries (trucks), not CKD	-	18 375	-	122 900
87043299	Motor vhcl for transport of goods, gasolin, g.v.w > 45 tother lorries (trucks), not CKD	-	6 450	-	32 736
87049091	Oth motor vhcl for the transport of goodswith g.v.w. <= 5 t, not CKD	-	187 188	-	1 218 908
87049092	Oth motor vhcl for the transport of goodswith 5 t < g.v.w. <= 10 t, not CKD	-	10 310	-	58 497
87049095	Oth motor vhcl for the transport of goodswith g.v.w. > 45 t	11 000	30 000	54 230	129 030
87051000	Special purpose motor vhcl, not design for person & goodcrane lorries	-	1	-	92
87053000	Special purpose motor vhcl, not design for person & goodfire fighting vehicles	-	59 850	-	1 568 167
87059050	Oth special purpose motor vhcl,not design for person & goodStreet cleaning vhcl, cesspool emptiers, mobile clinics	-	7 940	-	379 362
87059090	Oth special purpose motor vhcl,not design for person & goodother special vhcl	-	205 124	-	2 742 745

Tabel 3 : Ekspor Indonesia menurut Komoditi ( Kode HS 8 digit )

Desember 2019

Kode H S	Uraian golongan barang	Berat bersih (Kg)		Nilai F.O.B. ( U S \$ )	
		Bulan ini	Kumulatif	Bulan ini	Kumulatif
(1)	(2)	(3)	(4)	(5)	(6)
87060011	Chassis fitted with engines for vhcl of heading 8701for agricultural tractors	1 100	1 100	5 467	5 467
87060019	Chassis fitted with engines for vhcl of heading 8701other	987	1 047	2 130	9 646
87060022	Chassis fitted with engines for vhcl of heading 8702other, for vehicles with g.v.w. <= 24 t	-	63 300	-	203 599
87060033	Chassis fitted with engines for vhcl of heading 8703for motor car (incl stat wagon & sport car, but not incl van)	13 387	25 106	75 900	172 500
87060039	Chassis fitted with engines for vhcl of heading 8703for oth motor car	-	30	-	533
87060041	Chassis fitted with engines for vhcl of heading 8704other, for vehicles with g.v.w. <= 24 t	-	14 000	-	26 000
87071010	Bodies (incl cabs), for the motor vhcl of heading 8703for go-kart and golf car(incl golf buggy) & similar vhcl	1	3	18	148
87071090	Bodies (incl cabs), for the motor vhcl of heading 8703for other vhcl	4 567	335 689	52 684	2 523 011
87079019	Bodies (incl cabs), for oth the motor vhcl of oth vhcl of heading 870120	-	829	-	1 415
87079029	Bodies (incl cabs), for oth the motor vhcl of heading 8702for oth motor car (incl limo but not incl coach,bus/van)	-	850	-	5 194
87079030	Bodies (incl cabs), for oth the motor vhcl of heading 8705	-	8 550	-	7 000
87079090	Bodies (incl cabs), for oth the motor vhcl of heading 8704 oth driver's cabin for dumpers designed for off-highway use	463 633	1 746 320	2 326 559	9 630 846
87081010	Bumper/parts and acc motor vhcl of heading 8701 to 8705for vehicles of heading 8701	1 218	4 123	2 027	20 194
87081090	Bumper/parts and acc motor vhcl of heading 8701 to 8705for other vehicles of heading 8701	189 620	2 942 705	1 754 219	22 929 747
87082100	Safety seat belts motor vhcl of heading 8701 to 8705	32 137	424 615	266 466	4 045 389
87082911	Components of door trim assemblies for vehicles of heading 8701	54 900	476 788	471 946	4 498 435
87082915	Components of door trim assemblies, door armrests for vehicles of heading 8703	70 469	1 182 271	509 411	8 122 560
87082916	Components of door trim assemblies, for other vehicles of heading 8701	220 988	2 840 184	1 760 057	25 519 825
87082917	Components of door trim assemblies, for vehicles of subheading 8704.10	450	1 462	13 523	15 013
87082918	Components of door trim assemblies, for vhcl of heading 8702 or oth vhcl of heading 8704	682	706	6 977	7 218
87082919	Components of door trim assemblies, for other vhcl of heading 87.02 or oth vhcl of heading 8704	11 801	362 959	94 032	2 563 727
87082920	Parts of safety seat belts	15 464	259 590	101 851	1 475 530
87082993	Interior trim fittings, mudguardsfor vehicles of heading 8703	361 577	5 270 461	2 638 166	35 653 620
87082994	Hood rods for vehicles of heading 8703	67	705	360	3 565
87082995	Other interior trim fittings, mudguardsfor vehicles of heading 8703	1 110 811	17 916 596	6 654 738	101 766 057
87082996	Interior trim fittings; mudguardsfor vehicles of heading 8702 or 8704	1 423	14 580	10 959	108 675
87082997	Hood rods for vehicles of heading 8702 or 8704	-	392	-	2 174
87082998	Other interior trim fittings, mudguardsfor vehicles of heading 8702 or 8704	1 951	23 688	15 792	186 650
87082999	Other interior trim fittings, mudguards	1 086 923	14 404 551	7 026 076	85 589 679
87083010	Brakes and servo-brakes; parts thereof for vehicles of heading 8701	146	19 406	6 261	103 685
87083021	Brake drums, brake discs or brake pipes for vehicles of heading 8703	1 245 810	11 484 983	4 974 065	44 710 816
87083029	Other brake drums, brake discs or brake pipes for vehicles of heading 8703	37 372	788 926	715 000	9 031 312
87083030	Brake drums, brake discs or brake pipes for vehicles of heading 8702 or 8704	-	32 994	-	42 407

Tabel 3 : Ekspor Indonesia menurut Komoditi ( Kode HS 8 digit )

Desember 2019

Kode H S	Uraian golongan barang	Berat bersih (Kg)		Nilai F.O.B. ( U S \$ )	
		Bulan ini	Kumulatif	Bulan ini	Kumulatif
(1)	(2)	(3)	(4)	(5)	(6)
87083090	Other brake drums, brake discs or brake pipes for vehicles of heading 8702 or 8704	225 268	4 008 919	466 138	8 326 212
87084011	Gear boxes, unassembled for vehicles of heading 8703	95 597	2 584 608	982 379	19 215 229
87084013	Gear boxes, unassembled for vehicles of heading 8704 or 8705	75 566	811 932	15 975	221 683
87084014	Gear boxes, unassembled for vehicles of heading 8701	-	20	-	10
87084019	Other gear boxes, unassembled	16 902	667 526	283 661	5 243 758
87084026	Gear boxes, assembled for vehicles of heading 8703	704 940	11 116 529	12 273 263	193 629 509
87084027	Gear boxes, assembled for vehicles of heading 87.04 or 87.05	66	345	297	640
87084029	Other gear boxes, assembled	616	6 225	117	46 573
87084091	Parts for vehicles of heading 8701	-	31 018	-	387 676
87084092	Parts for vehicles of heading 8703	208 917	4 277 400	926 531	16 233 213
87084099	Other parts	210 079	2 957 109	1 660 468	20 853 597
87085011	Drive axl with differential, w/ or w/o transmission compunassembled for vhcl of heading 8703	22 347	60 236	102 942	380 413
87085013	Drive axl with differential, w/ or w/o transmission compunassembled for vhcl of heading 8704 or 8705	40	32 941	3 408	46 246
87085015	Drive axl with differential, w/ or w/o transmission compunassembled for vhcl of heading 8701	-	311	-	10 827
87085019	Drive axl with differential, w/ or w/o transmission compother unassembled	205	177 630	1 152	463 340
87085025	Drive axl with differential, w/ or w/o transmission compansambled for vehicles of heading 8701	1	74	128	396
87085026	Drive axl with differential, w/ or w/o transmission compansambled for vehicles of heading 8703	633 391	10 301 903	8 187 243	131 942 819
87085027	Drive axl with differential, w/ or w/o transmission compansambled for vehicles of heading 8704 or 8705	18	313	127	6 347
87085029	Drive axl with differential, w/ or w/o transmission compother ansambled	357 748	4 544 677	2 353 470	29 197 421
87085091	Crown wheels and pinionspart for vhcl of heading 8701	12 189	137 059	64 998	702 151
87085092	Other crown wheels and pinionspart for vhcl of heading 8702	4 978	44 268	27 184	235 634
87085094	Crown wheels and pinions part for vehicles of heading 8703	-	339	-	200
87085095	Other crown wheels and pinions part for vehicles of heading 8703	2 713	48 735	14 797	214 269
87085096	Crown wheels and pinions part for other vehicles	-	762	-	17 242
87085099	Other crown wheels and pinions part for other vehicles	48 370	662 894	236 386	3 429 037
87087015	Hub-caps for vehicles of heading 8701	-	854	-	450
87087016	Hub-caps for vehicles of heading 8703	60	114 122	2 500	546 354
87087018	Hub-caps for other vehicles of heading 8702 or 8704	-	2 167	-	21 775
87087019	Other Hub-capsfor other vehicles of heading 8702 or 8704	308 108	4 515 671	1 639 104	24 364 729
87087022	Wheels fitted with tyres for vehicles of heading 8703	18 689	24 259	39 949	86 565
87087023	Wheels fitted with tyres for vehicles of heading 8702 or 8704(excl subhead 8704.10)	-	7 200	-	3 000
87087029	Other wheels fitted with tyres	2	145	13	68
87087031	Wheels not fitted with tyres for vhcl of heading 8701	36 183	179 884	103 898	511 446
87087032	Wheels not fitted with tyres for vhcl of heading 8703	4 853 882	53 735 095	20 480 844	232 785 625
87087034	Wheels not fitted with tyres for vhcl of heading 8702 / oth vhcl of heading 8704	-	5 469	-	41 800
87087039	Other wheels not fitted with tyres	-	10 447	-	7 589
87087095	Other road wheels and parts and accessories thereof for vhcl of heading 8701	-	57	-	517
87087096	Other road wheels and parts and accessories thereof for vehicles of heading 87.02 or 87.04	4 696	165 814	13 579	316 970
87087097	Other road wheels and parts and accessories thereof for vhcl of heading 8701	321	4 525	6 693	134 647
87087099	Other road wheels and parts and accessories thereof for vhcl of other heading	94 019	1 463 847	332 706	5 075 837
87088015	Suspension systems (including shock-absorbers)for vhcl of heading 8701	4 135	25 759	13 385	139 193

Tabel 3 : Ekspor Indonesia menurut Komoditi ( Kode HS 8 digit )

Desember 2019

Kode H S	Uraian golongan barang	Berat bersih (Kg)		Nilai F.O.B. ( U S \$ )	
		Bulan ini	Kumulatif	Bulan ini	Kumulatif
(1)	(2)	(3)	(4)	(5)	(6)
87088016	Suspension systems (including shock-absorbers)for vhcl of heading 8703	91 910	1 497 997	632 713	9 752 193
87088017	Suspension systems (including shock-absorbers)for vehicles of subheading 8704.10 or heading 87.05	4 212	87 468	101 591	1 018 216
87088019	Other suspension systems (including shock-absorbers)	358 830	3 746 724	826 772	9 018 372
87088091	Part of suspension systems (including shock-absorbers)for vhcl of heading 8701	-	3 265	-	15 198
87088092	Part of suspension systems (including shock-absorbers)for vhcl of heading 8703	100 336	1 264 350	411 911	4 667 212
87088099	Part of suspension systems (including shock-absorbers)for vhcl of other heading	80 836	811 641	277 933	3 295 369
87089115	Radiators for vhcl of heading 8701	-	14	-	247
87089116	Radiators for vhcl of heading 8703	263 779	2 510 259	2 839 939	27 532 445
87089117	Radiators for vhcl of heading 8702 or 8704for vhcl of subheading 8704.10	4	467	135	14 851
87089118	Other radiators for vhcl of heading 8702 or 8705for vhcl of subheading 8704.10	2 655	24 545	46 493	553 126
87089119	Other radiators for vhcl of heading 8702 or 8705	30 363	373 899	212 066	2 642 385
87089191	Part of radiators for vehicles of heading 8701	-	0	-	62
87089193	Part of radiators drain plugs, for vehicles of heading 8703	264	1 136	59 017	71 298
87089194	Part of radiators for vhcl of heading 8702/8704drain plugs (excluding subheading 8704.10)	-	84	-	1 256
87089195	Other part of radiators for vehicles of heading 8703	3 138	36 098	77 185	648 382
87089199	Other part of radiators	304 457	4 531 486	3 777 728	55 207 215
87089210	Silencers (mufflers) and exhaust pipes, parts thereof for vehicles of heading 87.01	178	2 412	85	9 812
87089220	Silencers (mufflers) and exhaust pipes, parts thereof for vehicles of heading 87.03	26 006	257 758	599 050	7 948 087
87089251	Silencers (mufflers) and exhaust pipesfor vehicles of subheading 8704.10 :	1 091	2 915	17 016	61 328
87089252	Part of silencers (mufflers) and exhaust pipesfor vehicles of subheading 8704.10 :	1 434	2 060	30 496	138 995
87089261	Silencers (mufflers) and exhaust pipesfor vhcl of heading 87.02 or other vhcl of heading 8704	-	5 962	-	59 155
87089262	Part of silencers (mufflers) and exhaust pipesfor vhcl of heading 87.02 or other vhcl of heading 8705	7 003	88 555	98 549	1 205 226
87089290	Other part of silencers (mufflers) and exhaust pipes	15 810	178 967	280 789	2 216 485
87089350	Clutches and parts thereof for vehicles of heading 87.01	3 280	14 442	15 428	45 926
87089360	Clutches and parts thereof for vehicles of heading 8703	381 494	8 299 704	3 312 899	61 762 611
87089370	Clutches and parts thereof for vehicles of heading 8704 or 8705	120 833	1 888 703	855 484	13 342 383
87089390	Other clutches and parts thereof	103 145	1 559 567	1 090 673	10 375 495
87089411	Steering wheels, steering columns & boxes, parts thereof for vehicles of heading 8701	-	689	-	215
87089419	Oth steering wheel, steering columns & boxes, part thereof	450	2 524	360	36 849
87089494	Other steering wheels with airbag assemblies for vehicles of heading 8701	-	329	-	4 730
87089495	Other steering wheels with airbag assemblies for vehicles of heading 8703	217 284	2 692 283	1 845 552	21 719 733
87089499	Other steering wheels with airbag assemblies	123 842	2 916 504	1 227 297	18 196 275
87089510	Safety airbags with inflater system	12 943	137 008	116 562	1 463 047
87089590	Part of safety airbags with inflater system	9 178	277 977	84 537	6 401 415
87089911	Unassembled fuel tanks; engine brackets, part & accessories of motor vhcl for vhcl heading 87.01	105 145	1 276 241	449 756	5 787 471
87089919	Other unassembled fuel tanks; engine brackets, part & accessories of motor vhcl for vhcl heading 87.01	40 922	453 799	318 363	2 838 212
87089921	Fuel tanks for vehicles of heading 87.02, 87.03 or 87.04 :	1 787	73 658	17 688	795 010
87089924	Lower half of the fuel tank; fuel caps; filler pipes, filler hose assembly for vhcl of heading 8702, 8703/8704	230	1 723	7 342	37 341

Tabel 3 : Ekspor Indonesia menurut Komoditi ( Kode HS 8 digit )

Desember 2019

Kode H S	Uraian golongan barang	Berat bersih (Kg)		Nilai F.O.B. ( U S \$ )	
		Bulan ini	Kumulatif	Bulan ini	Kumulatif
(1)	(2)	(3)	(4)	(5)	(6)
87089925	Other parts of fuel tanks	7 498	112 137	79 648	1 343 519
87089930	Accelerator, brake or clutch pedals	3 985	130 502	48 518	1 509 665
87089940	Battery carriers or trays and brackets therefor	4 824	26 548	26 125	86 632
87089950	Radiator shrouds	-	157	-	5 671
87089961	Chassis frames or parts thereof :for vehicles of heading 87.02	2 195	18 691	28 264	258 354
87089962	Chassis frames or parts thereof :for vehicles of heading 87.03	6 600	67 556	45 565	339 443
87089963	Chassis frames or parts thereof :for vehicles of heading 87.04	15 685	351 767	71 243	927 773
87089970	Engine brackets	382 558	9 309 544	2 236 476	51 482 979
87089980	Other chassis frames or parts thereof :	1 662 520	23 019 860	13 183 654	185 486 412
87089991	Unassembled fuel tanks; engine bracketsfor vehicles of other than heading 87.03	6 834	653 714	169 032	3 291 422
87089999	Other unassembled fuel tanks; engine bracketsfor vehicles of other than heading 87.03	1 468 303	20 981 638	10 343 200	150 585 212
87091900	Vehicles; self-propelled, used for short distance transport of goods in factories/airports & such, & tractors of the type used on railway station platforms	-	30 000	-	52 137
87099000	Part of electrical works trucks, self propelled, not fittedw/ lifting equipment, of type used in factories, warehouses	236	251 615	2 947	1 600 467
87100000	Tanks and other armoured fighting vehicles, motorised,whether or not fitted w/ weapons, and parts of such vhcl	-	7 104	-	217 065
87111012	Gasoline mopeds and motorised bicycles, with cc < 50 CKD	-	718	-	5 334
87111014	Gasoline powered kick scooters; pocket motorcyclesCKD	-	150	-	1 704
87111015	Other gasoline motorcycles and motor scootersCKD	150	52 827	700	648 041
87111019	Other gasoline motorcycles CKD	3 247	127 638	19 394	1 438 369
87111095	Other gasoline motorcycles and motor scooters not CKD	24 000	207 474	115 872	1 154 027
87111099	Other gasoline motorcycles not CKD	612	4 330	2 429	27 926
87112011	Gasoline motocross motorcycles with 50 < cc 250CKD	15 713	103 624	254 335	1 681 258
87112012	Gasoline moped & motorised bicycles with 50 < cc 250CKD	639 832	12 329 185	6 575 948	120 851 967
87112013	Gasoline pocket motorcycles with 50 < cc 251CKD	-	334	-	2 486
87112014	Other motorcycles (with or without side-cars) incl scooterswith 150 < cc < 200, CKD	108 868	832 786	1 515 444	10 484 369
87112015	Other motorcycles (with or without side-cars) incl scooterswith 200 < cc < 250, CKD	106 281	715 580	1 418 185	10 234 987
87112016	Other motorcycles (with or without side-cars) incl scooterswith other cc	301 727	2 977 899	1 665 005	16 028 905
87112019	Other motorcycles, CKD	1 231 023	9 819 654	14 730 842	109 789 942
87112091	Motocross motorcyclesnot CKD	261 072	2 159 765	3 941 099	27 798 880
87112092	Mopeds and motorised bicycles not CKD	21 148	944 245	515 194	17 502 499
87112094	Other motorcycles (w/ or without side-cars) incl scooters with 150 < cc < 200, not CKD	1 296 193	25 243 098	15 818 273	297 585 970
87112095	Other motorcycles (w/ or without side-cars) incl scooters with other cc, not CKD	152 650	3 206 098	3 045 292	51 050 109
87112096	Other motorcycles (w/ or without side-cars) incl scooters with other cc, not CKD	5 103 781	69 891 721	52 566 213	699 194 020
87112099	Other motorcycles not CKD	58 886	159 014	685 032	1 832 065
87113019	Motocross motorcycles, not CKD	6	1 611	67	6 167
87113090	Other motocross motorcycles, not CKD	908 435	8 062 620	12 222 763	106 684 592
87114019	Gasoline motocross motorcycles, not CKDwith 500 < cc < 800	500	800	8 000	23 000
87114090	Other gasoline motocross motorcycles, not CKDwith 500 < cc < 800	-	301	-	6 058
87115090	Gasoline motocross motorcycles, CKDwith cc > 800	108	4 605	2 822	199 793
87116011	Bicycles, CKD, with electric motor for propulsion	-	14 894	-	21 712

Tabel 3 : Ekspor Indonesia menurut Komoditi ( Kode HS 8 digit )

Desember 2019

Kode H S	Uraian golongan barang	Berat bersih (Kg)		Nilai F.O.B. ( U S \$ )	
		Bulan ini	Kumulatif	Bulan ini	Kumulatif
(1)	(2)	(3)	(4)	(5)	(6)
87116013	Other motorcycles with electric motor for propulsion, CKD	-	100	-	700
87116091	Bicycles with electric motor for propulsion, not CKD	-	32 110	-	505 361
87116093	Other motorcycles with electric motor for propulsion,not CKD	-	16 119	-	125 136
87119040	Side-cars	-	900	-	5 600
87119090	Other motorcycles with/without side cars, not CKD	28 323	357 920	216 594	2 939 155
87120010	Racing bicycles not motorised.	23 160	146 074	666 658	4 254 014
87120020	Bicycles designed to be ridden by children not motorised.	23 917	202 237	146 654	2 170 632
87120030	Other bicycles not motorised.	501 460	5 850 068	7 488 026	82 104 860
87120090	Other cycles (incl delivery tricycles), not motorised.	61 438	299 928	177 152	1 010 855
87131000	Carriages for disabled persons, not mechanically propelled	-	75	-	648
87139000	Carriages for disabled persons, with mechanically propelled	8 070	17 030	36 627	71 158
87141010	Saddles of motorcycles (incl mopeds)	14 045	131 817	34 095	358 200
87141020	Spokes & nipples of motorcycles (incl mopeds)	523	51 377	919	103 665
87141030	Frame& fork incl telescopic fork,rear suspens&part thereof of motorcycles (incl mopeds)	140 272	1 827 006	841 553	11 113 532
87141040	Gearing,gearbox,clutch&oth transmission equipment & part thereof of motorcycles (incl mopeds)	106 967	1 400 635	1 027 916	14 393 963
87141050	Wheel rims of motorcycles (including mopeds) :	87 467	892 625	520 154	5 675 756
87141060	Brakes and parts thereof of motorcycles (incl mopeds)	173 862	2 250 368	1 652 674	22 483 689
87141070	Silencer (muffler) & parts thereof of motorcycl(incl moped)	18 081	161 380	132 594	2 015 729
87141090	Other of motorcycles (including mopeds)	3 184 374	44 418 274	33 865 955	528 600 415
87142011	Castor wheel of carr for disabled person of a dia/incl.tyre>=75 mm but<=100 mm, the width wheel/ tyre fitted is>=30 mm	-	257	-	429
87142019	Castor wheel of carr for disabled person of a dia/incl.tyreOth.>=100mm but<=250mm the width wheel/ tyre fitted is>=30mm	65 792	928 007	811 930	11 366 866
87142090	Other Castor wheel of carriages for disabled person	34	8 809	89	82 013
87149110	Frames and forks, and parts thereof for bicycle of bicycles desined to be ridden by children	693	1 591	2 332	6 424
87149191	Parts for other forks for bicycles desined to be riddenby children	-	588	-	5 054
87149199	Other parts for other forks for bicycles desined to be by children	16 994	91 949	63 325	728 014
87149210	Wheel rims and spokes for bicyle desined to be by children	-	25 829	-	255 984
87149290	Oth. wheel rims and spokes for bicyle of heading 8712.00.20	12 084	215 010	48 701	739 527
87149310	Hubs-oth than coaster braking hubs&hub brakes, & free-wheelsprocket-wheels for bicycles desined to be by children	-	31 916	-	76 979
87149390	Other hubs-oth than coaster braking hubs&hub brake, & free-wheel sprocket-wheels for bicycles desined to be by children	181	597 511	783	5 199 900
87149410	Brakes, incl.coaster braking hubs& hub brake,&part thereof For bicycles desined to be by children	-	4 158	-	12 082
87149490	Oth.Brakes, incl.coaster braking hubs& hub brake,&part thereof for bicycles desined to be by children	190	56 462	2 819	565 342
87149510	Saddles for bicycles desined to be by children	2 477	54 462	18 877	251 556
87149590	Other saddles for bicycles desined to be by children	95	149	2 140	3 291
87149610	Pedals and crank-gear, and parts thereof for bicycles desined to be by children	80 801	1 401 921	330 050	5 038 897
87149690	Oth.pedals & crank-gear, and parts thereof for bicycles ofsubheading 8712.00.20	672	6 607	40 195	109 154
87149911	Handle bar, pillar, mudguard, reflector, carr, control cabl,lamp or bracket lugsoth.acc.for bicycl of subhead 87120020	1 478	42 277	3 209	138 620

Tabel 3 : Ekspor Indonesia menurut Komoditi ( Kode HS 8 digit )

Desember 2019

Kode H S	Uraian golongan barang	Berat bersih (Kg)		Nilai F.O.B. ( U S \$ )	
		Bulan ini	Kumulatif	Bulan ini	Kumulatif
(1)	(2)	(3)	(4)	(5)	(6)
87149912	Chain wheels and cranks; other parts for bicycles of heading 8712.00.20	3 889	68 268	2 295	35 952
87149991	Oth handle bar, pillar, mudguard, reflector, carr, controlcabl,lamp/bracket lugsoth.acc.for bicycl of subhead 87120020	86 228	1 272 513	288 686	4 447 548
87149993	Other nipples for spokes for bicycles desined to be by children	55	81	525	683
87149994	Chain wheels and cranks; other parts for bicycles desined to be by children	1 687 142	11 256 329	14 320 372	96 991 662
87150000	Baby carriages and parts thereof.	253	11 667	681	32 548
87161000	Trailer&semitrailer of the caravan type for housing/camping	-	21 688	-	51 174
87162000	Self-loading or self-unloading trailers and semi-trailers for agricultural purposes	-	8 920	-	86 721
87163100	Tanker trailers and tanker semi-trailers	-	14 050	-	29 420
87163991	Agricultural trailers and semi-trailers having a carryingcapacity (payload) exceeding 200 t	-	451 320	-	776 777
87163999	Agricultural trailers & semi-trailers not having a carryingcapacity (payload) exceeding 200 t	54 658	619 225	586 425	1 320 410
87164000	Trailers and semi-trailers; n.e.c. in item no. 8716.3	-	134 019	-	202 863
87168010	Cart & wagon, sack truck, hand trolley & sim hand-propelledvehicl of a kind used in fact/workshop, except wheelbarrow	2 582	20 335	14 942	188 891
87168020	Wheelbarrows	16 889	535 002	24 224	738 246
87168090	Other wheelbarrows	11 954	51 701	2 762	120 499
87169019	Parts for trailer and semitrailers not-to goods of subheading 8716.20	4 653	664 477	11 650	1 026 227
87169022	Castor wheel not a dia/incl tyre>100,<=250mm width of wheelor tyre is>30mm for vehicles of subheading 87168010/87168020	-	16 112	-	3 577
87169023	Other, for goods of carts & wagons, sack trucks, hand trolleys & similar, except wheelbarrows	2 502	8 609	286	1 129
87169024	Other, for goods of wheelbarrows	-	41 812	-	61 277
87169095	Castor wheel a dia/incl tyre>100,but<=250mm width of wheelor tyre fitted thereto is>30mm for other vehicles	10	777	247	9 580
87169096	Other castor wheels	-	2 656	-	1 840
87169099	Oth trailer and semi-trailers n.e.c. in heading 87.16	51 301	79 714	67 629	288 425
88010000	Balloons and dirigibles; gliders, hang gliders and oth non-powered aircraft.	1 360	8 424	6 332	53 382
88021200	Helicopters of an unladenweight > 2,000 kg	-	1 329	-	714 400
88022090	Aeroplane of an unladenweight > 2,000 kg	-	1 200	-	328 340
88023010	Aeroplane of an unladenweight >2,000 kg and <= 15,000 kg	-	32 168	-	25 220 915
88023090	Other aircraft of an unladenweight > 2,000 kg and<= 15,000 kg	77	77	10 631	10 631
88024010	Aeroplanes of an unladenweight > 15,000 kg	-	102 700	-	32 828 161
88031000	Propellers, rotors, parts thereofheading 8801 or 8802	1 095	20 204	4 528	644 611
88032000	Under-carriages, parts thereofheading 8801 or 8802	11 345	40 561	234 100	887 444
88033000	Aircraft and spacecraft; parts of aeroplanes or helicopters n.e.c. in heading no. 8803	18 353	304 449	5 813 620	68 588 952
88039010	Parts of telecommunication satellites	4	177	100	1 447
88039090	Other parts of goods of heading 8801 or 8802	850	48 626	26 217	1 195 520
88040090	Oth parachutes (incl dirigible parachut,paragliders) androtochutes; parts thereof and accessories thereto.	-	665	-	23 463
88051000	Aircraft launching gear, part thereof,deck arrestor/similar gear&part thereof	-	11 395	-	262 330
88052100	Air combat simulators and parts thereof	-	9	-	104
88052990	Other of ground flying trainers	40	301	7 509	63 038
89011010	Cruise ships,excursion boats,ferry-boats of all kinds ofa gross tonnage <= 26	13 750	37 500	340 374	743 894
89011020	Cruise ships,excursion boats,ferry-boats of all kinds ofa gross tonnage >26 but<=500	182 000	1 973 280	1 962 440	17 453 540



Tabel 3 : Ekspor Indonesia menurut Komoditi ( Kode HS 8 digit )

Desember 2019

Kode H S	Uraian golongan barang	Berat bersih (Kg)		Nilai F.O.B. ( U S \$ )	
		Bulan ini	Kumulatif	Bulan ini	Kumulatif
(1)	(2)	(3)	(4)	(5)	(6)
89011060	Cruise ships,excursion boats,ferry-boats of all kinds of a gross tonnage >500 but<=1.000	-	3 913 000	-	7 778 170
89011070	Cruise ships,excursion boats,ferry-boats of all kinds of a gross tonnage >1.000 but<=4.000	-	677 000	-	960 000
89012070	Tankers of gross tonnage> 5.000 ton but <= 50.000	-	39 011 000	-	9 778 220
89019011	Other vessels,for transport. not motorised of a gross tonnage <= 26	-	8 000	-	102 891
89019012	Other vessels,for transport. not motorised of a gross tonnage > 26 but <= 500	31 000	669 000	87 935	699 449
89019014	Other vessels,for transport. not motorised of a gross tonnage > 500	3 690 324	17 479 225	4 416 552	12 837 111
89019031	Other vessels,for transport motorised of a gross tonnage<= 26	-	207 000	-	1 388 599
89019032	Other vessels,for transport motorised of a gross tonnage> 26 but <= 500	-	930 720	-	16 325 307
89019034	Other vessels,for transport motorised of a gross tonnage> 1.000 but <= 4,000	-	2 209 000	-	44 514 715
89019035	Other vessels,for transport motorised of a gross tonnage> 4.000 but <= 5,000	-	1 373 000	-	4 000 000
89019036	Other vessels,for transport motorised of a gross tonnage> 5.000 but <= 50,000	4 447 000	37 265 000	2 333 257	18 798 257
89019037	Other vessels,for transport motorised of a gross tonnage> 50,000	-	248 084	-	248 964
89020035	Fishing vessels of a gross tonnage >250 but <= 1,000	462 000	3 852 110	98 800	2 033 800
89031000	Yachts&oth vessels for pleasure/sports rowing boats&canoesinflatable	37	184 674	1 180	1 831 674
89039100	Sailboats, with/without auxiliary motor, not inflatable	15 000	34 998	28 400	290 070
89039200	Motorboats, other than outboard motorboats, not inflatable	80	4 331	70 257	85 382
89039900	Yachts and other vessels; for pleasure or sports, rowing boats and canoes, n.e.c. in heading no. 8903, other than inflatable	4 004	35 453	44 989	434 698
89040010	Tugs and pusher craft of gross tonnage <= 26	-	6 000	-	198 800
89040031	Tugs and pusher craft, power <= 4000 hp of gross tonnage <= 26 ton	-	1 108 000	-	5 000 000
89040039	Tugs and pusher craft, power > 4000 hp of gross tonnage <= 26 ton	400 000	9 413 201	1 600 000	15 197 402
89051000	Dredgers	-	925 000	-	1 448 834
89052000	Floating or submersible drilling or production platforms	5 417 600	9 610 012	13 785 008	90 737 779
89059090	Oth vessels the navigability of which is subsidiary to their main function	-	2 601 095	-	6 311 496
89069090	Lifeboats oth than rowing boats,oth vessels of displacement> 300 t	-	30 566	-	3 778 829
89071000	Floating structures, inflatable rafts	5 790	12 542	8 493	126 187
89079010	Buoys	8 536	511 946	101 924	1 852 235
89079090	Other floating structures	126 300	2 260 568	410 218	3 465 055
90011010	Optical fibres ,optical fibre bundles&cables for telecom &oth electrical use	2	65 747	153	6 300 555
90011090	Optical fibres, optical fibre bundle&cable for oth than telecom and electrical purpose	3 763	46 188	187 106	1 847 512
90012000	Sheets and plates of polarising material	-	13	-	218
90013000	Contact lenses	19 110	329 143	2 988 319	62 104 864
90014000	Spectacle lenses of glass	917	13 588	47 801	938 340
90015000	Spectacle lenses of other materials	101 139	1 720 941	2 490 191	40 379 923
90019010	Prisms, mirror & oth optical elements for photograph or cinematographic cameras / projectors	5	45	16 685	17 517
90019090	Prisms, mirror & oth optical elements not for photograph or cinematographic cameras / projectors	36	1 258	2 181	114 698
90021100	Objective lenses for cameras, projectors or photographic enlargers or reducers	3 338	28 778	1 070 919	9 757 708
90021900	Objective lenses not for cameras, projectors or photographic enlargers or reducers	160	579	28 518	139 219
90022020	Filters for cinematographic cameras,photographic cameras & other projectors	387	756	6 871	103 179

Tabel 3 : Ekspor Indonesia menurut Komoditi ( Kode HS 8 digit )

Desember 2019

Kode H S	Uraian golongan barang	Berat bersih (Kg)		Nilai F.O.B. ( U S \$ )	
		Bulan ini	Kumulatif	Bulan ini	Kumulatif
		(1)	(2)	(3)	(4)
90022090	Filters not for projectors, cameras, cinematographic, and photographic	5	2 873	2 178	24 418
90029030	Oth optical element oth than objective lens and filter for photographic cameras and other projectors	9 437	142 931	2 583 795	37 610 822
90029090	Oth optical element oth than objective lens&filter not for cinematographic projectors, photographic camera&oth projector	37	1 883	5 769	244 659
90031100	Frames & mountings for spectacles, goggles of plastics	-	36	-	578
90031900	Frames & mountings for spectacles, goggles oth than plastics	-	1 649	-	538 716
90039000	Parts of frame & mounting for spectacles, goggles the like & parts thereof.	101	1 174	36 316	498 355
90041000	Sunglasses	23	2 831	1 108	86 386
90049010	Corrective spectacles	14	721	2 273	37 576
90049050	Protective goggles	-	81	-	1 841
90049090	Spectacles & the like excl corrective, protective goggles	1 948	4 217	15 175	60 873
90051000	Binoculars	5	116	550	27 440
90058010	Astronomical instrument, excl instrument for radioastronomy	50	353	594	2 842
90058090	Monoculars & oth optical telescopes excl instrument for radioastronomy	5	345	2 026	3 141
90059010	Part&acc (incl mountings) for astronomic instruments excl for radio astronomy	-	350	-	1 236
90059090	Parts&accessories (include mountings)for oth optical telescopes	-	30	-	9 839
90063000	Cameras specially design for under water use for aerial survey, medical/surgical, comparison cameras	3	1 191	85	450 071
90064000	Instant print cameras	11 113	79 273	926 517	6 805 692
90065100	Cameras, photographic (excluding cinematographic); with a through-the-lens viewfinder, single lens reflex (SLR), for a roll film of a width not exceeding 35mm	-	31	-	6 258
90065300	Cameras, photographic (excluding cinematographic); of a kind (not SLR) for roll film of a width of 35mm	-	5	-	7 564
90065929	Camera of a kind used for preparing printing plate/cylinder oth than Laser Photoplotters	1	1	20	20
90065930	Laser photoplotters or image setters with a raster image processor	8	8	199	199
90065990	Other laser photoplotters image processor	-	27	-	1 047
90066100	Discharge lamp (electronic) flashlight apparatus	-	1	-	1
90066900	Photographic flashbulbs apparatus	1	22	99	14 738
90069130	Other, for cameras of subheadings 9006.40 to 9006.53	672	710	225	1 007
90069190	Other parts and accessories for cameras	128	4 545	11 633	209 876
90069910	Parts & accessories for photographic flash-light apparatus	-	2	-	180
90069990	Parts & accessories for flashbulbs apparatus	46	97	82	12 144
90071000	Cinematographic cameras wheter or not w/ sound recording apparatus	10	178	15	112 577
90072090	Cinematographic projectors for film >= 16 mm in width	3 650	16 219	34 888	174 544
90079100	Part & accessories of cinematographic cameras wheter or not w/ sound recording apparatus	-	56	-	50 540
90079200	Parts and accessories for projectors	527	2 122	3 238	175 592
90085010	Projectors microfilm, microfiche/other microform readers, whether/not capable of producing copies	-	44	-	714
90085090	Projector, enlarger&reducers oth than microfilm, microfiche, microform whether/not capable of producing copies	-	589	-	23 259
90089090	Part&accessories for image projector other of fotografic, enlarge & reducers	69	1 158	5 570	71 658
90101000	Apparatus & equipment for automatically develop/expose photographic/ incl cinematographic film/paper ins roll	-	2	-	7
90105020	Cinematographic editing&titling equipment, negatoscopes for X-ray contact exposure unit used, Automatic plate maker	-	4	-	142

Tabel 3 : Ekspor Indonesia menurut Komoditi ( Kode HS 8 digit )

Desember 2019

Kode H S	Uraian golongan barang	Berat bersih (Kg)		Nilai F.O.B. ( U S \$ )	
		Bulan ini	Kumulatif	Bulan ini	Kumulatif
(1)	(2)	(3)	(4)	(5)	(6)
90106090	Projection screens < 300 inches	20	725	100	1 840
90109090	Parts&acc of oth apparatus&equipment for photographic laboratories	18 631	114 678	129 881	954 759
90111000	Stereoscopic microscopes	28	28	690	690
90112000	Microscopes, compound optical; for photomicrography, cinephotomicrography or microprojection	-	609	-	159 292
90118000	Microscopes, compound optical; (other than stereoscopic and microscopes for photomicrography, cinephotomicrography or microprojection)	-	149	-	160 398
90119000	Parts and accessories of compound optical microscopes	-	636	-	796
90121000	Microscopes oth than optical microscope diffraction apparatus	1	212	237	5 290
90129000	Parts&acc for microscope oth than optical microscope	-	56	-	15 903
90131000	Telescopic sights for fitting to arms periscopes, telescopes to part of mach	-	100	-	8 528
90132000	Lasers, other than laser diodes	-	244	-	28 465
90138010	Optical error verification&repair apparatus for PCB/PWB&PCA	983	2 969	154 153	451 444
90138020	Liquid crystal devices	405	2 334	19 542	93 484
90138090	Other devices, appliances&instruments of oth optical appliances	1 937	2 776	2 165	32 573
90139010	Parts & accessories of lasers oth than laser diodes (sub head 901320)	-	9	-	100
90139050	Parts&acc of liquid crystal devices (sub head 90138020)	0	0	40	40
90139090	Parts & acc of oth than goods of lasers, liquid crystal, oth device optical	705	992	151 408	172 197
90141000	Direction finding compasses	27	130	804	14 822
90142000	Instrum&appliances for aeronautical/space navigation (other than compasses)	5	436	1 130	31 126
90148011	Sonar or echo sounder of a kind used on ships	320	748	350	4 563
90148019	Oth navigation instrument&appl of used on ship work with an automatic data process mach	-	811	-	39 009
90148090	Other navigation instrument&appliances of oth used on ships	1 084	19 143	74 236	1 303 075
90149090	Parts & acc of other navigation instruments & appliances	1	753	1 289	18 277
90151010	Rangefinders of used in photography or cinematography	-	26	-	641
90151090	Rangefinders oth of used in photography or cinematography	1	3 041	3	1 597 525
90152000	Theodolites & tachymeters (tacheometers)	13	243	3 976	40 340
90153000	Levels (measuring higher of ground)	2 559	21 448	156 282	1 364 539
90154000	Photogrammetrical surveying instruments and appliances	-	16	-	161
90158010	Radio sonde and radio wind apparatus	29	330	1 000	2 316
90158090	Other instruments&appliances oth than radio sonde and radio wind apparatus	214 173	359 443	239 297	2 112 078
90159000	Parts & accessories of surveying instruments & appliances	2 738	44 747	2 585 936	6 154 785
90160000	Balances of a sensitivity of 5 cg or better, with/without weights	9	174	3 872	32 380
90171090	Drafting tables & mach, whether/not automatic oth plotters,	31	172	638	2 193
90172010	Rulers, drawing, marking out, or mathematical calculating instruments	3	1 338	19	24 096
90172090	Oth drawing, marking-out/mathematical calculating instrument	25	1 022	486	11 668
90173000	Micrometers, callipers and gauges	1 681	20 017	206 995	1 212 544
90178000	Mathematical instruments and equipment; n.e.c. in heading no. 9017	1 629	21 386	154 404	715 487

Tabel 3 : Ekspor Indonesia menurut Komoditi ( Kode HS 8 digit )

Desember 2019

Kode H S	Uraian golongan barang	Berat bersih (Kg)		Nilai F.O.B. ( U S \$ )	
		Bulan ini	Kumulatif	Bulan ini	Kumulatif
(1)	(2)	(3)	(4)	(5)	(6)
90179020	Parts&acc of apparatus for projection/drawing of circuit pattern on sensitised substrate for manufacture of PCB/PWB	0	20	300	1 100
90179090	Parts & acc of oth instruments for measuring length for use in the hand	16	732	2 702	513 972
90181100	Electro-cardiographs,used in medical	18	1 359	9 500	56 942
90181200	Ultrasonic scanning apparatus,used in medical	162	5 373	29 778	970 420
90181300	Magnetic resonance imaging apparatusused in medical	173	51 758	13 966	561 470
90181400	Scintigraphic apparatus used in medical	-	4	-	770
90181900	Medical, surgical instrmts&appliances; electro-diagnostic apparatus incl apparatus funct. exploratory exam/for checking physiological parameters, n.e.c. in item no. 9018.1	18 065	251 103	595 518	14 032 547
90182000	Ultra-violet/infra-red ray apparatus used in medical	65	546	181	39 733
90183110	Disposable syringes, with or without needles	387 386	3 798 630	1 919 787	19 295 728
90183190	Syringes, with/without needles oth than disposable syringes	686	730	8 250	42 712
90183200	Tubular metal needles and needles for sutures	1 684	1 794	27 188	28 603
90183910	Catheters	2 750	39 798	45 832	661 430
90183990	Cannulae and the like	2	11 236	584	681 907
90184100	Dental drill engines,whether/not combined on a single base with oth dental equip	1	255	100	9 958
90184900	Dental instruments and appliances; other than dental drill engines	705	12 094	84 277	1 508 110
90185000	Ophthalmic instruments and appliances	2 775	9 770	322 789	1 727 795
90189020	Intravenous administration set	12 480	108 013	83 171	815 850
90189030	Electronic instruments and appliances,used in medical	378	22 547	34 870	908 756
90189090	Other instruments and appliances,used in medical	1 114 553	11 060 706	10 763 304	108 275 780
90191010	Mechano-therapy appliances massage apparatus,psychological aptitude-testing apparatus	10 042	119 279	585 512	6 742 423
90191090	Mechano-therapy appliance massage,psychological aptitude-testing apparatus oth than electrically operated	110	3 356	618	55 018
90192000	Ozone therapy,oxygen therapy, aerosoltherapy, artificialrespiration/other therapeutic respiration apparatus	56 831	413 732	873 549	10 691 550
90200000	Breathing appliances&gas masks,excl protective masks having neither mechanical part nor replaceable filters	9	17 392	647	142 881
90211000	Orthopaedic or fracture appliances	-	34	-	2 198
90212100	Artificial teeth,orthopaedic or fracture appliances	5	343	446	13 175
90212900	Dental fittings,orthopaedic/fracture appliances	1	54	199	3 044
90213100	Artificial joints,orthopaedic/fracture appliances	-	2 022	-	800 482
90213900	Artificial parts of the body; excluding artificial joints	274	6 016	63 267	1 701 137
90214000	Hearing aids, excluding partsand accessories	1	2	40	642
90219000	Appliances; worn, carried or implanted in the body, to compensate for a defect or disability	4 421	56 433	386 031	4 518 690
90221200	Computed tomography apparatus	7 778	7 786	546 592	547 659
90221300	X-ray app for dental uses	-	768	-	88 161
90221400	X-ray app for medical,surgical orveterinary uses	114	4 289	1 700	198 533
90221910	X-ray apparatus for the physical inspection of solderjoints on pcb/pwb assemblies	-	2 012	-	13 133
90221990	X-ray For radiografi or radiotherapy apparatus	1	7 638	100	177 767
90222100	Apparatus based on the use of alpha,beta/gamma radiations,for medicalsurgical,dental/veterinary uses	53	1 301	804	30 587
90222900	Alpha,beta/gamma radiations,for radiography / radiotherapy apparatus	40	40	510	510
90223000	X-ray tubes	1 488	9 115	98 630	456 238
90229010	Parts&acc of x-ray apparatus for the physicalinspection of solder joints on pca	14	293	26 442	40 332
90229090	Part&acc oth of x-ray apparatus for the physinspection of solder joints on pca	1 687	18 129	449 866	5 528 340

Tabel 3 : Ekspor Indonesia menurut Komoditi ( Kode HS 8 digit )

Desember 2019

Kode H S	Uraian golongan barang	Berat bersih (Kg)		Nilai F.O.B. ( U S \$ )	
		Bulan ini	Kumulatif	Bulan ini	Kumulatif
(1)	(2)	(3)	(4)	(5)	(6)
90230000	Instruments apparatus&model,for demonstrational purposes (in education/exhibitions)	25 510	101 298	329 983	3 062 413
90241010	Mach&appliances for testing metals,electrically operated	-	1 393	-	39 772
90241020	Mach&appliances for testing metals,not-electrically operated	-	1 830	-	5 001
90248010	Oth mach& appliances for electrically operated	778	3 809	170 526	430 221
90248020	Oth mach& appliances for not electrically operated	1	391	1	40 316
90249010	Parts&acc for electrically operated mach&appliances	139	63 982	1 237	195 034
90249020	Parts&acc for non-electrically operated mach&appliances	-	1 031	-	6 466
90251100	Thermometers&pyrometers,liquid filled,for direct reading	7	14	3 022	3 971
90251911	Thermometers&pyrometers,elect operated,temperature gauges for motor vehicles	11	141	1 154	3 834
90251919	Thermometers&pyrometers,elect operated,oth temperature gauges for motor vehicles	28 850	43 620	3 160 844	11 599 371
90251920	Thermometers&pyrometers not electrically operated	1 904	9 827	445 921	616 586
90258020	Oth instruments of oth than thermometers&pyrometers, electrically operated	44	2 153	11 874	138 763
90258030	Oth instruments of oth than thermometers&pyrometers, not electrically operated	13	355	1 763	18 525
90259010	Parts&aces of hidrometer,termometer/similar instrument, electrically operated	12	1 422	1 885	43 826
90259020	Parts&aces of hidrometer,termometer/similar instrument, non electrically operated	1	302	277	168 714
90261010	Level gauges for motor vehicles electrically operated	9 341	19 843	37 977	457 330
90261020	Level gauges for motor vehicles not electrically operated	139	351	18 625	43 757
90261030	Oth instrument & apparatus for measuring/check the flow/level of liquid, electrically operated	60	8 774	7 518	403 628
90261040	Oth instrument & apparatus for measuring/check the flow/level of liquid,not electrically operated	50	894	74	91 160
90262010	Presure gauges for motor vehicles,electrically operated	5	610	4 681	63 663
90262020	Presure gauges for motor vehicle, not electrically operated	5 734	51 610	139 377	1 756 814
90262030	Oth measuring/checking pressure instruments, electrically operated	39	8 823	12 864	534 324
90262040	Other measuring/checking pressure instruments,not electrically operated	964	23 880	171 836	1 691 918
90268010	Oth instruments/apparatus for measuring/checking the flow,level,presure,electrically operated	1 352	17 274	194 700	2 912 091
90268020	Oth instruments/apparatus for measuring/checking the flow,level,presure, not electrically operated	489	8 955	10 795	79 956
90269010	Part&acc for electrically operated instrument&apparatus,measure/check the flow level,presure	5 022	58 346	320 335	3 473 402
90269020	Part&acc for nonelectrically operated instrument&apparatus,measure/check the flow level,presure	5 469	83 251	158 591	2 065 963
90271010	Gas/smoke analysis apparatus, electrically operated	39	2 455	4 203	168 442
90271020	Gas/smoke analysis apparatus, not electrically operated	1 166	2 728	727	99 499
90272010	Chromatographs&elektrophoresisinstruments, electrically operated	174	566	44 702	98 514
90272020	Chromatographs&elektrophoresisinstruments,not electrically operated	-	242	-	91 380
90273010	Spectro/spectrophotometers&spectrograph using optical radiation /UV, Visible, IR,electrically operated	315	1 730	3 652	136 400
90273020	Spectro/spectrophotometers&spectrograph using optical radiation/UV, Visible,IR,not electrically operated	2	3 269	15	103 494

Tabel 3 : Ekspor Indonesia menurut Komoditi ( Kode HS 8 digit )

Desember 2019

Kode H S	Uraian golongan barang	Berat bersih (Kg)		Nilai F.O.B. ( U S \$ )	
		Bulan ini	Kumulatif	Bulan ini	Kumulatif
(1)	(2)	(3)	(4)	(5)	(6)
90275010	Oth instrument&apparatus using optic radiations,(uv, visible, ir),electrically operated	1 027	18 434	165 719	3 603 531
90275020	Oth instrument&apparatus using optical radiations(uv, visible, IR),not electrically operated	-	2 276	-	16 929
90278010	Oth instruments&apparatus,exposure meters	16	2 187	567	169 698
90278030	Oth instruments&apparatus oth exposure meters,electricallyoperated	26 898	290 405	4 447 570	42 712 532
90278040	Oth instruments&apparatus oth exposure meters,not electrically operated	23	148	5 000	25 807
90279010	Parts&acc incl pca of head 9027,oth for gas/smoke analysis apparatus&microtomes	5	235	1 840	101 092
90279091	Microtomes, electrically operated	14	3 446	5 030	67 248
90279099	Microtomes,not electrically operated	64 401	613 553	739 905	8 616 672
90281010	Gas meters of a kind mounted ingas containers	-	1	-	892
90281090	Other gas meters	14 483	33 692	309 768	733 305
90282020	Water meters	166 215	1 581 479	2 533 805	23 857 468
90282090	Liquid meters other than water meters.	72	724	685	52 024
90283010	Kilowatt hour meters(kwh)	42 259	415 103	1 326 398	29 632 785
90283090	Electricity meters other than kilowatt hour meters (kwh)	-	10 128	-	308 278
90289010	Part&accessories,water meter housingsor bodies	17 452	58 909	217 522	1 228 732
90289090	Part&accessories,oth water meterhousings or bodies	8 871	175 450	184 398	4 754 199
90291090	Revolution counters, production counters, mileometers,pedometers and the like	1 418	24 249	148 895	2 363 204
90292010	Speedometer for motor vehicles	26 334	382 720	1 178 610	15 387 307
90292020	Tachometers for motor vehicles	790	13 303	14 289	192 407
90292090	Other speed indicators & tachometers, stroboscopes not for vehicle	11 279	50 604	215 511	2 719 909
90299010	Parts & accessories of revolution countesr & the like of goods of subheading 902910,stroboscopes of subheading 902920	707	82 579	17 350	798 090
90299020	Parts & accessories of revolution countesr & the like of other goods of subheading 902920	39 231	389 704	861 697	11 194 812
90301000	Instruments & apparatus for measuring/ detecting ionisingradiations	28	1 614	11 393	734 603
90302000	Oscilloscopes and oscillographs	5	218	14 001	117 786
90303100	Multimeters without a recording device	110	6 462	44 000	378 285
90303200	Multimeters with a recording device	27	2 503	10 452	169 737
90303310	Instrument&app for measuring/checking voltage, current,resist/power on PCB/PWB/PCA Other, w/o a recording device	69	1 186	1 118	152 812
90303320	Impedance-measuring apparatus design to visual/audiblewarning of electrostatic discharge condition	390	1 502	723	13 381
90303330	Ammeters and voltmeters for motorvehicles withouta record device	-	13	-	5 025
90303390	Oth instruments&apparatus for measuring/check voltage without a record device	385	4 115	130 080	852 770
90303900	Instruments and apparatus; for measuring or checking voltage, current, resistance or power, with a recording device (excluding multimeters)	79	1 603	52 004	620 828
90304000	Instruments and apparatus; specially designed for telecommunications (e.g. cross-talk meters, gain measuring instruments, distortion factor meters, psophometers)	-	975	-	252 827
90308210	Wafer probers for measuring/check semiconductor wafers/ devices :	-	17 308	-	206 140
90308290	Instrument&app for measuring/checking semiconductoroth than wafer probers wafer/devices	1	18 426	10	439 275
90308410	Instruments & app for measuring/checking electrical quantities on PCB/PWB and PCA	-	225	-	7 441
90308490	Oth instrument&app with a record device for measure,check electrical quantities on PCB/PWB and PCA	32	193	648	67 229

Tabel 3 : Ekspor Indonesia menurut Komoditi ( Kode HS 8 digit )

Desember 2019

Kode H S	Uraian golongan barang	Berat bersih (Kg)		Nilai F.O.B. ( U S \$ )	
		Bulan ini	Kumulatif	Bulan ini	Kumulatif
(1)	(2)	(3)	(4)	(5)	(6)
90308990	Oth instruments & apparatus,without recording device	78	3 573	4 463	215 323
90309010	Parts and accessories/including printed circuit assemblies of goods , subheading 9030.40 or 9030.82	126	9 250	71 866	1 042 080
90309030	Parts and accessories of optical instruments & appliances for measuring or checking PCB & PCA	27	3 805	235	355 020
90309040	Parts&accs of oth app for measuring or checking electrical quantities on PCB/PWB and PCA	409	5 476	56 984	582 601
90309090	Oth parts&acc (incl pca) of goods subhead 903040/903082 & measuring/checking & electrical quatities on PCB/PWB & PCA	466	14 207	121 937	1 362 886
90311010	Machines for balancing mechanical parts, electrically operated	622	2 592	18 299	529 229
90311020	Machines for balancing mechanical parts, not electrically operated	257	4 299	44 674	396 644
90312010	Test benches, electrically operated	27	5 971	883	229 574
90312020	Test benches,not electrically operated	-	44	-	41 880
90314100	Optical instruments &appliances; inspecting semiconductor wafers/devices/for inspecting photomasks/reticles used in manufacturing semiconductor devices, n.e.c. in chapter 90	-	1 627	-	67 928
90314910	Optical instrument&appliances for measuring surface particulate contamination on semiconductor wafers	8	483	7 000	74 270
90314920	Optical error verification & repair apparatus for PCA/PWB and PCA	-	487	-	2 000
90314930	Other optical instruments&appliances for measuring/checkingPCB/PWB & PCA	-	68	-	13 577
90314990	Other optical instruments and appliances for other purposes	3 436	31 659	868 354	12 414 957
90318010	Cable tester	331	7 782	26 423	233 847
90318090	Oth instruments,appliances and machines,other cable tester	29 811	436 564	1 116 939	20 772 666
90319011	Part&acc incl pca of optical instrument&appl,inspecting semiconductor wafer,&acc of optical appl elctly operated	-	801	-	6 160
90319012	Parts&acc of optic error verific&repair apparatus for PCB/PWB & PCA,elctrically operated	0	57	110	1 255
90319013	Parts&acc of oth optical instruments&appl for measuring/checking PCB/PWB & PCA,elctrically operated	125	592	5 247	110 836
90319019	Oth parts&acc oth than inspect wafer/repair/measure PCB,PWB,PWA for elctrically operated	6 629	28 242	94 303	1 178 920
90319020	Oth part&acc for measuring/checking instrument appliance&machines,not elctrically operated	24	97 583	4 647	305 297
90321010	Thermostats, electrically operated	55 430	260 091	2 241 287	7 848 918
90321020	Thermostats, not electrically operated	23	366	488	14 271
90322010	Manostats, electrically operated	-	1	-	3
90322020	Manostats, not electrically operated	-	6	-	3 208
90328100	Hydraulic or pneumatic	45	4 718	4 597	127 304
90328910	Apparatus w/i automatic data process mach for automaticlycontrol the propulsion,ballast/cargo handll system of ship	4	913	509	157 162
90328920	Automatic apparatus for regulating/controlling chem/electrochemical solutions in manufact PCB/PWB/PCA	-	2	-	42
90328931	Automatic regulating voltage units(stabilizers),electrically operated	890	23 492	28 001	903 167
90328939	Instrument&apparatus oth than automatic regulating voltage units(stabilizers),electrically operated	86	2 083	7 953	106 910
90328990	Oth automatic regulating/controlling instruments&app,not electrically operated	9 426	185 447	724 290	12 765 978
90329030	Part & accessories automatic, regulating/controlling instruments & apparatus,of other elctly operated	3	1 180	357	1 805

Tabel 3 : Ekspor Indonesia menurut Komoditi ( Kode HS 8 digit )

Desember 2019

Kode H S	Uraian golongan barang	Berat bersih (Kg)		Nilai F.O.B. ( U S \$ )	
		Bulan ini	Kumulatif	Bulan ini	Kumulatif
		(1)	(2)	(3)	(4)
90329090	Other part & accessories automatic, regulating/controlling instruments & apparatus,not elect operated	9 059	103 556	184 299	2 484 213
90330010	Parts&acc (not specifiedf/incl elsewhere in this chap) formach,appl,app of chap 90 for elect operated equipment	24 106	202 337	459 438	3 148 203
90330020	Parts&acc (not specifiedf/incl elsewhere in this chap) formach,appl,app of chap 90 for non elect operated equipment	1	6 399	30	77 869
91011100	Wrist-watches, elctly operated, whether/not incorporatinga stopwatch facility with mechanical display only	39	315	779 478	1 399 570
91011900	Wrist-watches, elctly operated, whether/not incorporatinga stopwatch facility without mechanical display only	4	530	301	32 345
91012100	Wrist-watches; not electrically operated, automatic winding, whether/not incorporating a stop-watch facility, case of precious metal or of metal clad with precious metal	18	179	421	159 799
91012900	Wrist-watches; not electrically operated, not automatic winding, whether or not incorporating a stop-watch facility, case of precious metal or of metal clad with precious metal	2	236	84	1 640
91019100	Pocket-watches&oth watches incl stopwatches with case of precious metal/of metal clad w/precious metal,elctly operate	1	28	0	619
91019900	Pocket-watches&oth watches incl stopwatches with case of precious metal/metal clad w/precious metal,no elctly operate	91	1 374	43 974	319 750
91021100	Wrist-watches, electrically operated, whether or notincorporating a stopwatch facility w/mechanical display only	1	1 897	8 233	176 074
91021200	Wrist-watches, electrically operated, whether or notincorporating a stopwatch facility w/optoelectr display only	12	699	1 340	96 701
91021900	Wrist-watches, electrically operated, whether/ not incorp.astopwatch facility w/o mechanical&optoelectr display only	84	792	1 940	157 400
91022100	Wrist-watches; whether or not incorporating a stop-watch facility, with automatic winding	-	3 142	-	1 134 504
91022900	Wrist-watches; whether or not incorporating a stop-watch facility, with other than automatic winding	108	303	2 218	49 790
91029100	Wrist-watches, pocket-waches&oth.watches with electrically operated	-	47	-	607
91029900	Wrist-watches, pocket-waches&oth.watches with not electrically operated	155	3 436	7 754	793 430
91039000	Clocks with watch movements, excl clocks ofh9104 not elect operated	-	106	-	494
91040010	Instrument panel clocks& clocks of a similar type, for vhcl	0	1 606	19	48 398
91040090	Instrument panel clocks & clocks of a similar type, for spacecraft	40	105	16	3 761
91051100	Alarm clocks, electrically operated	68	916	100	1 030
91051900	Alarm clocks,not electrically operated	535	805	757	1 404
91052100	Wall clocks, electrically operated	-	204	-	1 777
91052900	Wall clocks, not electrically operated	10	3 848	542	16 822
91059190	Oth clocks, oth than Marine chronometers electricallyoperated	-	8	-	64
91059990	Oth clocks, oth than Marine chronometers not electrically operated	-	19	-	615
91061000	Time-registers,time-recorders	14 891	177 208	1 018 320	12 362 451
91069010	Parking meters	-	1	-	12
91069090	Oth time of day recording&measuring app oth than parkingmeter	5 705	43 282	531 531	3 706 738



Tabel 3 : Ekspor Indonesia menurut Komoditi ( Kode HS 8 digit )

Desember 2019

Kode H S	Uraian golongan barang	Berat bersih (Kg)		Nilai F.O.B. ( U S \$ )	
		Bulan ini	Kumulatif	Bulan ini	Kumulatif
(1)	(2)	(3)	(4)	(5)	(6)
91070000	Time switches with clock/watch movement/with synchronous motor	10	100	50	993
91081200	Watch move comp&assem w/opto elect display only,electrically operated	-	1	-	113
91101100	Complete movements,unassem /partly assem(movement sets) of watch	3	5	70	140
91101200	Incomplete movements, assembled of watches	-	25	-	6 720
91109000	Clocks; movements, whether or not complete, incomplete, assembled or unassembled	-	4	-	23
91118000	Watch cases; n.e.c. in heading no. 9111	-	185	-	8 636
91119000	Parts of watch cases	61	118	1 519	20 775
91122000	Clock cases and cases of a similar type for other goods of this chapter	105	480	392	1 932
91129000	Part of clock cases&cases of a similar type for other goods of this chapter	-	1	-	26
91131000	Watch straps,bands&bracelets of precious metal/of metal clad w/ precious metal	-	1	-	295
91132000	Watch straps,bands&bracelets of base metal,whether or not gold/silver plate	-	6	-	317
91139000	Watch straps, watch bands, watch bracelets, and parts thereof; n.e.c. in heading no. 9113	7	839	1 713	85 171
91141000	Springs, including hair-springs of clock or watch parts	-	1	-	245
91143000	Dials of clock or watch parts	-	1	-	402
91144000	Plates and bridges of clock/watch parts	5	5	15	15
91149000	Clock or watch parts; other than springs (including hairsprings), dials, plates, and bridges	234	2 743	6 809	86 819
92011000	Upright pianos	903 935	13 289 273	7 150 784	102 020 230
92012000	Grand pianos	183 406	2 588 042	2 690 775	38 119 655
92019000	Musical instruments; harpsichords and other keyboard stringed instruments n.e.c. in heading no. 9201	161	3 796	3 400	28 308
92021000	String musical instrument(violins,harps), played with a bow	-	5 377	-	538 754
92029000	Musical instruments; string, played other than with a bow (e.g. guitars and harps)	195 766	2 909 473	5 098 730	69 438 784
92051000	Brass-wind instruments	-	72	-	3 709
92059010	Keyboard pipe organ,harmonium&similar keyboard instrumentsw/ free metal reeds	-	9 510	-	502 436
92059090	Other wind musical instruments	84 120	1 288 950	3 463 853	44 092 956
92060000	Percussion musical instruments (exp, drm,xylophones,cymbals, castanets)	350 290	4 287 846	1 079 445	11 929 846
92071000	Keyboard instruments,oth than accordions	1 580 579	22 514 580	13 899 434	182 398 573
92079000	Musical instruments; (other than keyboard), the sound of which is produced or must be amplified electrically	523 976	6 333 276	11 051 343	125 554 704
92081000	Musical boxes	34	64	422	567
92089010	Decoy calls,whistles,call horns &oth mouth blown soundsignalling instrument	-	15	-	45
92089090	Fairground,mech street organ,sing bird, musical saw,othmusical instrument	434	18 846	13 945	136 196
92093000	Musical instrument strings	723	5 576	53 377	448 783
92099110	Part&accessories, strung backs,keyboards& metal frames for upright pianos	113 162	1 479 909	669 892	9 744 387
92099190	Other parts and accessories for pianos	87 543	1 067 179	775 704	8 413 152
92099200	Parts & accessories for the musical instrument of stringmusical instrument	621	6 975	3 787	104 759
92099400	Parts&acc,the music instrument of sound of which isprod/must be amplified, elect	124 181	3 038 896	1 169 009	18 649 365
92099900	Parts & accessories for oth musical instruments	42 729	533 250	1 211 892	16 879 212
93011000	Artillery weapons(guns,howitzer&mortars)	-	83	-	11 189
93019000	Military weapons; other than revolvers, pistols, and arms of heading 9307, n.e.c. in heading 9301	-	552	-	328 085
93020000	Revolvers & pistols, other than those of heading 9303/9304	-	60	-	28 320

Tabel 3 : Ekspor Indonesia menurut Komoditi ( Kode HS 8 digit )

Desember 2019

Kode H S	Uraian golongan barang	Berat bersih (Kg)		Nilai F.O.B. ( U S \$ )	
		Bulan ini	Kumulatif	Bulan ini	Kumulatif
(1)	(2)	(3)	(4)	(5)	(6)
93040090	Oth arms(spring,air/gas guns&pistols) excluding those of heading 9307	-	5	-	30
93063019	Oth cartridges oth than 22 calibre cartridges of heading 93.02	-	2 431	-	111 889
93063020	Cartridges for riveting/similar tool/for captive-bolt humane killer&part thereof	-	1	-	1
93069000	Bombs,grenades,torpedoes,mines,missiles, similar munitions of war & parts thereof	-	5 262	-	167 992
93070000	Swords,cutlasses,bayonets,lances&similar arms&parts thereof & scabbards & sheaths	31	175	377	3 700
94011000	Seats of a kind used for aircraft	-	1 935	-	30 600
94012010	Seats of a kind used for motor vehicles of heading 8702/8703/8702/8703/8704	507	13 739	13 005	110 936
94012090	Seats of a kind used for motor vehicles oth than of heading 8702/8703/8704	89 241	1 027 154	1 105 679	12 020 473
94013000	Swivel seats with variable height adjustment	290	7 695	2 922	96 312
94014000	Seats oth than garden seats/ camping equipment,convertible into beds	-	15 282	-	36 515
94015200	Seats of bamboo	5 523	35 593	12 474	116 820
94015300	Seats of rattan	877 088	10 995 785	4 500 997	59 010 034
94015900	Seat of cane,osier or similar material	270 892	2 102 136	3 205 639	25 295 393
94016100	Seats; with wooden frames, upholstered, (excluding medical, surgical, dental, veterinary or barber furniture)	612 925	6 259 345	3 926 091	35 110 830
94016910	Oth seats,with wooden frames, non-upholstered, withbackrest and/or the seat made of rattan	449 924	6 003 859	1 973 552	26 802 785
94016990	Oth seats,with wooden frames, non-upholstered, withoutbackrest and/or the seat made of rattan	5 518 987	62 849 775	27 848 663	302 112 454
94017100	Seats; with metal frames, upholstered, (excluding medical, surgical, dental, veterinary or barber furniture)	86 143	1 058 027	1 104 828	13 746 432
94017910	Other seats, with metal frames, non-upholstered, withbackrest and/or the seat made of rattan	163 461	2 110 925	884 695	12 125 862
94017990	Other seats, with metal frames, non-upholstered, withoutbackrest and/or the seat made of rattan	636 652	2 903 508	3 759 141	25 845 701
94018000	Seats; n.e.c. in heading no. 9401, (excluding medical, surgical, dental, veterinary or barber furniture)	136 659	1 051 629	806 789	7 891 694
94019010	Parts of aircraft seats (head 94011000)	15 874	1 292 343	86 422	7 305 794
94019031	headrest stiffeners for seats of subheading 94012010,	471	10 086	1 935	32 357
94019039	Parts of other seats	375 466	6 164 293	2 125 441	35 109 597
94019040	Parts of seats of subheading 94013000	-	7 909	-	18 768
94019092	Parts of seats of plastics	251 125	2 145 435	1 923 000	14 417 030
94019099	Parts of seats of other than plastics	556 100	3 375 788	1 708 650	8 249 009
94021010	Medis furniture,dentists chair & parts thereof	-	962	-	1 703
94021030	Medis furniture,barbers chairs&similar chairs thereof &thereof	1 010	13 688	532	21 195
94029010	Furniture designed for medical,surgical/ veterinary purposes &parts thereof, oth than chairs	188 594	1 251 701	1 517 836	10 499 829
94029020	Commodes	-	133	-	5 111
94029090	Oth furniture designed for medical, surgical/veterinarypurpose&part thereof, oth than chairs and commodes	165 447	1 590 667	616 059	6 815 069
94031000	Metal furniture of a kind used in office	137 809	1 349 839	784 657	8 309 138
94032010	Oth metal furniture, fume cupboards	36 421	232 004	152 997	968 034
94032090	Oth metal furniture, other than fume cupboards	1 281 194	10 273 977	5 231 795	50 817 965
94033000	Wooden furniture of a kind used in offices	743 798	8 465 260	1 861 151	21 433 989
94034000	Wooden furniture of a kind used in the kitchen	1 775 234	14 144 259	4 007 653	28 914 780
94035000	Wooden furniture of a kind used in the bedroom	3 933 734	42 287 699	14 936 772	164 801 127
94036010	Oth wooden furniture,fume cupboard	-	745 620	-	1 407 538
94036090	Oth wooden furniture,oth than fume cupboard	23 553 755	248 878 711	75 500 958	790 767 070
94037010	Furniture of plastics for baby walker	-	367	-	2 126
94037020	Furniture of plastics for fume cupboard	-	7	-	34
94037090	Furniture of plastics oth than for baby walker,fumecupboard	209 199	2 242 642	1 681 691	16 954 696
94038200	Furniture of bamboo	82 869	787 405	133 613	1 315 616

Tabel 3 : Ekspor Indonesia menurut Komoditi ( Kode HS 8 digit )

Desember 2019

Kode H S	Uraian golongan barang	Berat bersih (Kg)		Nilai F.O.B. ( U S \$ )	
		Bulan ini	Kumulatif	Bulan ini	Kumulatif
(1)	(2)	(3)	(4)	(5)	(6)
94038300	Furniture of rattan	332 070	3 995 165	1 987 309	22 322 589
94038910	Fume Cupboard	103	26 615	2 020	98 111
94038990	Other furniture of cane, osier, bamboo or similar materials	135 521	2 898 626	806 487	18 521 444
94039010	Parts of baby walkers of plastics	1 042	46 532	7 087	251 728
94039090	Parts of metal, wood, plastics and bamboo furniture other than baby walker	909 371	13 634 585	2 490 842	36 952 223
94041000	Mattress supports	91 866	1 466 463	287 239	3 040 702
94042110	Mattresses of cellular rubber, whether or not covered	281 489	688 955	1 248 486	5 888 117
94042120	Mattresses of cellular plastics, whether or not covered	3 062 163	23 980 810	13 366 407	97 760 931
94042910	Mattress springs of other materials	89 140	593 648	174 254	1 459 856
94042920	Mattress of hyperthermia or hypothermia type of other materials	1 105	4 711	2 278	28 381
94042990	Mattress of other materials excl spring mattress & hyperthermia or hypothermia type	6 800 523	32 050 241	24 062 977	101 821 858
94043000	Sleeping bags	-	12 343	-	292 246
94049010	Quilts,bedspreads & mattress protectors	15 088	502 316	169 850	5 597 696
94049090	Other articles of bedding&similar furnishing	197 705	1 859 242	1 811 894	17 237 475
94051020	Chandeliers&other electric ceiling/wall lighting fittings electric ceiling/wall lighting fittings for operating rooms	32	138	281	3 058
94051091	Spotlights for ceiling or wall	230	10 345	200	15 545
94051092	Fluorescent lamps and lighting fittings	684	7 337	33 386	103 327
94051099	Oth fluorescent lamps and lighting fittings other than for operating rooms	12 414	277 513	180 640	3 707 262
94052010	Table desk bedside or floor standing lamps for operating rooms	3	3	15	15
94052090	lamps of electric table,desk, bedside/ floor-standing lamps	14 019	476 328	130 695	2 354 366
94053000	Lighting sets of a kind used for christmas trees	187 290	2 729 821	2 507 202	30 273 358
94054020	Searchlights	1 696	19 734	35 254	332 958
94054040	Oth. electr lamps of spotlights	268	3 397	6 222	22 271
94054050	Oth electr lamps,of a kind used for lighting public space/thoroughfares	15	51 865	401	548 419
94054060	Other exterior lighting	4 200	39 588	93 222	719 910
94054070	Non-flashing aerodrome beacons;lamps for railway loc,aircraft, ships of base metal	-	481	-	18 076
94054080	Pilot lamp with fitting for electro-thermic domestic applic of heading 85.16	31 305	457 625	343 698	5 543 543
94054091	Fibre optic headband lamps of kind designed for medical use	-	2	-	304
94054099	Other lighting fittings	20 763	274 701	389 675	5 813 965
94055011	Non elect. Lamps of oil-burning, of brass for religious rites	456	21 521	6 437	260 222
94055019	Other non elect. Lamps of oil-burning	582	5 224	720	41 762
94055040	Hurricane lamps	2	47 940	2	208 057
94055050	Non-electrical lamps and lighting fittings,miners' lamps and quarrymen's lamps	-	3	-	26
94055090	Other non elect lighting fittings	4 027	21 966	16 550	183 136
94056010	Warning signs, street name signs, road & traffic signs	-	311	-	910
94056090	Others illuminated signs	2 161	20 922	52 818	641 227
94059110	Parts of glass for lamps for operating rooms	-	112	-	100
94059140	Parts of globes and chimneys	-	336	-	1 609
94059190	Other parts of glass for other lamps & lighting fittings	81	5 181	1 810	40 069
94059290	Other parts of plastics for other lamps & lighting fittings	69	15 337	1 883	40 952
94059910	Parts Lampshades of textile material	160	7 120	6 898	78 738
94059920	Parts Lampshades of other material	4 010	108 441	35 081	709 422
94059930	Parts of lamp of subheading 9405.50.11 or 9405.50.19	87	171	2 316	2 490
94059940	Parts for searchlights or spotlight other than of glass & plastics	76	457	8 538	46 383
94059950	Parts of lamp made of ceramics or metal	403	7 980	14 974	187 101
94059990	Other parts of lamp not made of ceramics, metal, glass, or plastics	578	17 430	5 712	284 915

Tabel 3 : Ekspor Indonesia menurut Komoditi ( Kode HS 8 digit )

Desember 2019

Kode H S	Uraian golongan barang	Berat bersih (Kg)		Nilai F.O.B. ( U S \$ )	
		Bulan ini	Kumulatif	Bulan ini	Kumulatif
(1)	(2)	(3)	(4)	(5)	(6)
94061090	Prefabricated buildings of wood	121 101	2 856 986	189 117	5 423 924
94069011	Greenhouses of non-wood, fitted with mechanical or thermal equipment made of iron or steel	52 288	67 817	112 555	130 088
94069019	Greenhouses of non-wood, fitted with mech/thermal equipment other than made of iron/steel	2 045	31 198	21 000	68 380
94069020	Prefabricated buildings of non-wood, fitted with mechanical or thermal equipment made of plastics/ aluminium	4 251	40 351	18 585	275 795
94069030	Prefabricated buildings of non-wood, fitted with mechanical or thermal equipment of iron or steel	21 592	2 867 980	43 816	5 180 127
94069040	Prefabricated buildings of non-wood, fitted with mechanical or thermal equipment of cement, concrete or artificial stone	538	140 581	1 012	123 766
94069090	Prefabricated buildings of non-wood, fitted with mechanical or thermal equipment made of other material	37 248	392 642	43 515	1 071 746
95030010	Tricycles, scooters, pedal cars and similar wheeled toys; dolls carriages	17 262	139 118	67 432	655 806
95030021	Dolls, whether/not dressed	1 370 742	16 760 669	13 417 604	168 349 371
95030022	Garments & garments accessories; footwear & headgear of dolls	7 457	119 887	179 806	1 760 720
95030029	Other parts and accessories for dolls	9 084	219 316	20 294	1 723 374
95030030	Electric trains toys, including tracks, signals and other accessories thereof	5 402	34 872	63 885	389 772
95030040	Reduces size model aircraft assembly kits, working or not models, working or not	147 277	2 167 167	4 233 256	55 838 184
95030050	Other construction sets & constructional toys, of materials other than plastics	1 356	15 792	17 253	244 694
95030060	Stuffed toys representing animals or non-human creatures	462 465	8 412 550	7 494 568	120 551 964
95030070	Puzzles of all kinds	258	2 325	2 880	6 774
95030091	Numerical/alphabetical/animal blocks or cut-out; wordbuilders/making set;	1 001	1 113 922	18 583	7 271 962
95030092	Skipping ropes	-	13	-	14
95030093	Marbles	219	266	173	682
95030094	Toys of rubber	4	952	51	10 311
95030099	Other toys or parts	389 701	6 035 448	2 697 833	40 485 659
95042020	Tables for billiards of all kinds	300	7 929	285	24 973
95042030	Billiard chalks	900	8 052	12 960	113 746
95042090	Other articles & accessories for billiards of all kinds	145	919	1 918	7 060
95043010	Pintables or slot machines, operated by coins and by other means of payment	-	26	-	1 019
95043090	Other games, operated by coins and by other means of payment	76 690	598 687	822 762	6 666 723
95044000	Playing cards	4 087	18 072	8 647	71 583
95045010	Video game consoles and machines, other than those of subheading 9504.30, that used with a television receiver	1	433	1	6 758
95045090	Video game consoles and machines, other than those of subheading 9504.30, that used without a television receiver	236	1 171	8 501	134 459
95049010	Bowling requisites of all kind	-	86	-	828
95049021	Darts & parts & accessories that made of wood, paper or plastics	1	301	7	144 989
95049029	Darts & parts & accessories that made of material other than wood, paper and plastic	-	86	-	6 657
95049039	Other gambling equipment & paraphernalia equipment	-	417	-	3 074
95049092	Tables designed for game of wood/plastic not gambling equipment	215	3 056	4 173	29 880
95049093	Tables designed for games not of wood/ plastics, not gambling equipment	-	177	-	2 480
95049099	other table designed for games not wood/ plastics	26	18 061	1 296	93 436
95051000	Articles for christmas festivities	167 477	2 482 707	2 083 769	9 039 751

Tabel 3 : Ekspor Indonesia menurut Komoditi ( Kode HS 8 digit )

Desember 2019

Kode H S	Uraian golongan barang	Berat bersih (Kg)		Nilai F.O.B. ( U S \$ )	
		Bulan ini	Kumulatif	Bulan ini	Kumulatif
(1)	(2)	(3)	(4)	(5)	(6)
95059000	Festive,carnival/oth entertn.articles incl conjuringtricks & novelty jokes	9 011	2 183 885	51 394	12 120 224
95061100	Skis of snow-skis	-	34	-	23
95061200	Ski-fastenings (ski-bindings)	1	2	7	17
95061900	Snow-ski equipment	1 289	105 188	88 239	4 413 142
95062100	Sailboards	5 124	152 661	84 225	2 877 782
95062900	Water sport equipment; water-skis, surf-boards and other water-sport equipment, excluding sailboards	533	7 926	15 517	187 673
95063100	Golf clubs, complete	-	410	-	24 204
95063200	Balls for golf	321 899	3 625 523	2 370 497	26 083 349
95063900	Golf equipment; other than clubs and balls	11	113 217	119	291 069
95064010	Tables tennis	1 688	10 093	9 106	16 144
95064090	Oth articles & equip for table-tennis	287	6 615	5 751	160 742
95065100	Lawn-tennis rackets, whether/not strung	201	670	15 309	31 372
95065900	Badminton or similar rackets, whether/ not strung	60	980	499	66 099
95066100	Lawn-tennis balls	3 321	78 127	30 733	728 855
95066200	Inflatable balls	79 368	596 808	735 115	6 352 633
95066900	Balls; (other than inflatable or for lawn-tennis, golf or table-tennis)	362	13 472	5 926	302 260
95067000	Ice skates & roller skates, incl skating boots with skates attached	6	9	53	66
95069100	Artic & equip for general physics exercise, gymnastics or athletics	7 720	183 849	255 744	6 884 604
95069910	Bows (including crossbows) and arrows	-	6	-	200
95069920	Nets, cricket pads and shin guards	7 281	77 623	186 689	1 844 032
95069930	Shuttlecocks	65	6 403	2 641	236 614
95069990	Articles & equipment for outdoor games, swimming pools and paddling tools	72 720	486 329	837 355	5 542 257
95071000	Fishing rods	12 177	138 731	1 619 523	18 338 841
95072000	Fish-hooks, whether/not snelled	11 176	123 292	645 485	6 541 336
95073000	Fishing reels	102	6 701	4 414	151 361
95079000	Fishing tackle n.e.c., butterfly nets, decoy birds (other than those of heading no. 9208 or 9705) and similar hunting or shooting requisites	28 212	449 066	867 784	14 914 508
95081000	Travelling circuses and travelling menageries	-	2 346	-	113 776
95089000	Roundabouts,swings,shooting galleries& oth fairgroundamusement;trave theatres	277	7 895	6 798	136 897
96011010	Cigar or cigarette cases, tobacco jars;ornamental articles of ivory	-	1 116	-	3 532
96011090	Articles of ivory oth than cigarette cases, tobaccojars, and ornamen	5 942	69 420	173 136	1 105 145
96019011	Cigar or cigarette cases, tobacco jars;ornamental articles of mother-of-pearl or tortoise-shell	8 367	53 406	70 201	464 323
96019012	Pearl Nucleus	-	2 416	-	42 957
96019019	Oth article made of mother-of-pearl or tortoise-shell exclcigar/cigarette case, tobacco jar, ornamental&pearl nucleus	55 915	566 153	284 656	2 591 940
96019090	Bone, horn, antlers, coral, and articles made of them	10 000	39 038	80 000	304 656
96020010	Gelatin capsules for pharmaceutical products	73 972	581 903	2 055 199	16 219 130
96020020	Cigar/cigarette cases, tobacco jars & household ornamentalarticles	-	1 111	-	2 539
96020090	Oth worked veget/minerl carving material&articles of these materials	1 177	68 822	5 436	474 941
96031010	Brushes consisting of twig/oth vegetable materials bound together	53 224	867 168	105 001	1 266 753
96031020	Brooms consisting of twig/oth vegetable materials boundtogether	2 699 696	39 843 956	979 699	13 728 691
96032100	Tooth brushes, incl dental-plate brushes	29 457	486 332	387 925	5 991 266
96032900	Shaving brushes, hair brush, nail brush, eyelash & oth brushfor use on the person	20 341	418 287	41 715	2 742 607
96033000	Artists' brushes, writing brush & similar brushes for the application of cosmetic	-	2 653	-	53 073
96034000	Paint, distemper, varnish/similar brushes oth than 9603.30; Paint pads & rollers	379 186	3 713 489	1 711 592	16 807 775

Tabel 3 : Ekspor Indonesia menurut Komoditi ( Kode HS 8 digit )

Desember 2019

Kode H S	Uraian golongan barang	Berat bersih (Kg)		Nilai F.O.B. ( U S \$ )	
		Bulan ini	Kumulatif	Bulan ini	Kumulatif
(1)	(2)	(3)	(4)	(5)	(6)
96035000	Brushes; constituting parts of machines, appliances or vehicles	0	1 741	10	14 428
96039010	Prepared knots and tufts for broom or brush making	-	134 883	-	446 880
96039020	Hand-operated mechanical floor sweepers, not motorised	3 838	49 221	4 402	66 110
96039040	Other brushes, other than tooth brush, hair brush, shavingbrush	1	39 065	11	162 742
96039090	Mops and feather dusters; squeegees (oth than rollersqueegees)	28 533	348 736	180 141	2 001 154
96040010	Hand sieves and hand riddles of metal	200	6 440	1 692	32 883
96040090	Hand sieves and hand riddles of other material	79	2 546	310	1 203
96050000	Travel sets for personal toilet, sewing shoe or clothes cleaning	9 439	75 210	83 283	2 000 475
96061010	Press-fasteners, snap-fasteners and press-studs and part thereof of plastic	-	6 160	-	65 955
96061090	Press-fasteners, snap-fasteners and press-studs and part thereof of other	26 550	296 484	274 505	3 750 843
96062100	Buttons of plastics, not covered with textile material	166	1 152	9 888	35 747
96062200	Buttons of base metal, not covered with textile material	102	2 718	33	78 293
96062900	Buttons; of other than base metal or plastics, not covered with textile material	7 574	66 150	39 441	773 655
96063010	Button moulds & other parts of buttons; button blanks, of plastic	192	8 138	2 451	137 776
96063090	Button moulds & other parts of buttons; button blanks, of other material	1 946	108 663	73 033	2 528 759
96071100	Slide fasteners fitted with chain scoops of base metal	83 343	833 927	148 968	1 736 242
96071900	Slide fasteners; other than those fitted with chain scoops of base metal	10 738	295 886	165 685	3 586 587
96072000	Parts of slide fasteners	990 820	13 600 931	6 534 094	85 720 449
96081010	Ball point pens of plastics	1 743	146 205	125 853	2 333 790
96081090	Ball point pens of other than plastics	22 354	291 226	531 109	6 662 807
96082000	Felt tipped & other porous-tipped pens and markers	42 056	681 782	357 383	5 688 825
96083020	Fountain pens	35	1 879	133	388 909
96083090	Oth fountain pens, stylograph pens and other pens	452	26 863	7 710	3 428 358
96084000	Propelling or sliding pencils	82	1 672	4 332	131 306
96085000	Sets of articles from two or more of the foregoing subheadings	49	375	225	11 186
96086010	Refills for ball point pens, comprising the ball point&ink- of plastics	116	1 202	84	87 489
96086090	Refills for ball point pens, comprising the ball point&ink-of other than plastics	177	5 314	5 911	244 502
96089110	Pen nibs and nib points of gold or gold plated	-	374	-	50 977
96089190	Pen nibs and nib points of oth than gold and gold platedPen nibs and nib points of oth material	-	2 509	-	56 687
96089910	Duplicating stylos	20	21	710	735
96089991	Parts of ball point pens of plastics	109	2 788	10	80 838
96089999	Penholders,pencil-holders&similar holder;parts of ball poin	20	595	72	9 774
96091010	Black pencils, with lead encased in a rigid sheath	180 928	3 193 991	1 364 798	23 501 199
96091090	Crayons & oth pencils with lead encased in a rigid sheath	160 179	3 219 720	1 776 411	33 460 869
96092000	Pencil leads, black or coloured	14	189 587	110	988 703
96099030	Pencils & crayons other than those of subheading 9609.10	-	227	-	504
96099091	Writing or drawing chalks	21 457	171 287	19 529	144 469
96099099	Pastels, drawing charcoals, tailors' cha and other pencils	304 143	3 735 903	570 036	8 849 364
96100010	School slates, with writing or drawing surfaces	-	105	-	755
96100090	Boards and oth slates, with writing or drawing surfaces	130 815	3 128 029	293 759	7 408 347
96110000	Date, seal/numbering stamps & the like,in the hand operatd;hand composing stick	304	2 896	2 390	27 533
96121010	Ribbons of textile fabric	90 427	1 437 861	1 043 730	23 416 136
96121090	Ribbons of other materials or similar ribbons	408	8 259	12 180	71 560

Tabel 3 : Ekspor Indonesia menurut Komoditi ( Kode HS 8 digit )

Desember 2019

Kode H S	Uraian golongan barang	Berat bersih (Kg)		Nilai F.O.B. ( U S \$ )	
		Bulan ini	Kumulatif	Bulan ini	Kumulatif
(1)	(2)	(3)	(4)	(5)	(6)
96122000	Ink-pads	-	15	-	100
96131010	Pocket lighters, gas fuelled, non- refillable of plastics	-	43	-	49
96132090	Pocket lighters, gas fuelled, refillable of other materials	1	21	4	72
96138010	Piezo-electric lighters for stoves and ranges	13 684	54 336	67 489	282 761
96138020	Cigarette lighters or table lighter of plastics	-	10	-	10
96138090	Lighters; whether or not mechanical or electrical, n.e.c. in heading no. 9613	-	2	-	75
96139010	Refilled cartridge or oth receptaclespart of mechncd lighter,cont liquid fuel	-	15 695	-	81 401
96139090	Other parts of lighters	-	359	-	581
96140090	Smoking pipes and cigar or cigaretteholder and parts thereof	120	143	150	340
96151120	Combs, hair-slides and the like of hard rubbers	-	1 382	-	10 493
96151130	Combs, hair-slides and the like of plastics	478	8 997	1 135	51 636
96151900	Combs, hair-slides and the likeother than hard rubbers or plastics	203	7 953	4 341	52 020
96159011	Decorative hair pins of aluminium	65	2 269	162	7 065
96159013	Decorative hair pins of plastics	-	0	-	1
96159019	Other decorative hair pins	143	3 332	1 585	27 418
96159021	Parts of combs, hair pins and the like of aluminium	-	75	-	259
96159023	Parts of combs, hair pins and the like of plastics	-	8 845	-	4 696
96159029	Other parts of combs, hair pins, and the like	14	76	32	301
96159091	Curling grips, hair-curlers and the like of aluminium	-	1 136	-	1 662
96159092	Curling grips, hair-curlers and the like of iron or steel	-	240	-	563
96159093	Curling grips, hair-curlers and the like of plastics	-	24	-	72
96159099	Other curling grips, hair-curlers and the like	3	3 195	55	8 397
96161010	Scent sprays and similar toilet sprays	8 171	125 287	187 206	3 078 255
96161020	Mounds and heads of scent sprays and similar toilet sprays	18 619	107 260	99 482	624 529
96162000	Powder-puffs & pads for the applicationof cosmetics or toilet preparations	1 740	21 835	13 471	84 707
96170010	Vacuum flasks and other vacuum vessels	4 421	68 660	4 040	176 798
96170020	Parts of vacuum flasks or vacuum vessels	-	1 788	-	1 705
96180000	Tailor' dummies, oth lay figure;automata& animated displ. shop window dressing	1 749	102 321	66 795	2 510 510
96190011	Disposable sanitary towel,tanpon,napkinwith an absorbent core of textile	29 574	280 930	66 644	593 351
96190012	Sanitary towels and tampons of paper, paper pulp, cellulose wadding or webs of cellulose fibres	140 047	2 553 150	684 357	12 416 677
96190013	Baby napkins and pads for incontinence, of paper, paper pulp, cellulose wadding or webs of cellulose fibres	2 181 370	27 588 296	5 968 346	73 623 727
96190014	Other disposable articles made of paper, paper pulp, cellulose wadding or webs of cellulose fibres	14 932	466 007	46 671	1 454 335
96190019	Oth disposable sanitary towel, tampons, napkins and napkinsliners for babies	783 509	7 765 149	2 094 937	25 224 294
96190091	Sanitary towel,tampon,napkin, knitted or crocheted with an absorb core of textile	391	21 777	6 128	196 185
96190099	Oth sanitary towel, tampons, napkins, with an absorbent core of wad of oth material	15 232	366 801	61 189	701 073
96200010	Monopods, bipods, tripods and similar articles made of plastics	7 669	111 096	93 920	987 185
96200020	Monopods, bipods, tripods and similar articles made of carbon and graphite	-	53	-	250
96200030	Monopods, bipods, tripods and similar articles made of iron and steel	2	206	3	1 058
96200040	Monopods, bipods, tripods and similar articles made of alumunium	264	1 588	15 307	120 589
96200090	Monopods, bipods, tripods and similar articles made of other material	3	1 362	90	9 577
97011000	Paintings, drawings and pastels,executed entirely by hand	25 879	657 581	201 434	2 481 997
97019000	Colleges & similar decorative plaquesexecuted entirely by hand	12 810	207 617	150 663	1 405 770

Tabel 3 : Ekspor Indonesia menurut Komoditi ( Kode HS 8 digit )

		Desember 2019			
Kode H S	Uraian golongan barang	Berat bersih (Kg)		Nilai F.O.B. ( U S \$ )	
		Bulan ini	Kumulatif	Bulan ini	Kumulatif
(1)	(2)	(3)	(4)	(5)	(6)
97020000	Original engravings, prints & lithographs	92	100	350	450
97030000	Original sculptures and statuary, in any material.	34 762	855 384	83 451	1 086 363
97040000	Postage/revenue stamps, stamp postmark,first-day covers, stamped paper	1	201	5	308
97060000	Antiques of an age exceeding one hundred years	-	743	-	29 807
99991000	Postal packages n.c.a.k	102 182	1 918 447	4 331 966	74 430 629
<b>Total Ekspor</b>		<b>55 769 041 355</b>	<b>655 397 727 514</b>	<b>14 445 086 363</b>	<b>167 496 990 568</b>

Sumber : dokumen PEB dan non PEB, diolah

<https://www.bps.go.id>



Tabel 4. Ekspor Indonesia menurut Negara Tujuan

Desember 2019

Kode Negara	Negara Tujuan	Berat bersih / Net weight (Kg)		Nilai / Value F.O.B. ( U S \$ )	
		Bulan ini	Kumulatif	Bulan ini	Kumulatif
		(1)	(2)	(3)	(4)
JP	Jepang	4 126 320 529	39 229 326 890	1 317 946 629	15 946 520 776
HK	Hong Kong	557 978 262	8 048 410 535	170 529 539	2 496 347 322
KP	Korea Utara	-	36 000	-	199 897
KR	Korea Selatan	3 557 172 900	38 187 597 644	629 504 679	7 213 664 542
TW	Taiwan	1 121 293 934	21 753 764 459	295 516 201	4 016 847 740
CN	Tiongkok	18 043 191 473	225 412 875 606	2 549 014 429	27 918 714 031
MN	Mongolia	591 679	4 343 792	2 197 820	12 284 896
MO	Makau	29 440	700 624	219 426	4 057 254
PG	Papua Nugini	12 213 163	224 472 233	11 715 566	152 944 174
TH	Thailand	1 347 776 336	22 521 123 143	377 015 452	6 215 863 259
SG	Singapura	1 797 478 589	20 059 816 082	979 936 244	13 110 340 146
PH	Filipina	2 724 764 044	31 115 534 439	476 642 557	6 760 574 714
MY	Malaysia	2 856 215 413	34 284 689 985	837 004 181	8 946 616 384
MM	Myanmar	110 367 235	1 328 947 606	81 446 411	872 997 682
KH	Kamboja	322 059 292	2 892 969 556	57 992 478	618 519 645
BN	Brunei Darussalam	152 617 448	650 591 832	13 376 621	103 153 604
LA	Laos	141 728	1 117 800	798 334	6 836 966
NP	Nepal	2 211 754	17 557 387	2 318 968	51 953 984
BT	Bhutan	3 840	358 077	34 995	1 433 862
VN	Vietnam	2 094 791 797	18 487 881 419	501 529 078	5 150 838 315
MV	Maladewa	13 565 795	111 232 716	3 315 763	43 675 936
IN	India	11 554 168 207	132 202 383 283	1 147 168 202	11 785 023 971
PK	Pakistan	729 005 750	6 133 320 313	230 013 030	1 940 932 296
BD	Bangladesh	1 146 177 829	11 125 715 547	191 840 917	1 919 960 047
LK	Sri Lanka	41 198 495	1 109 605 263	17 826 382	321 401 158
AF	Afganistan	685 872	8 192 815	1 407 859	15 469 587
IQ	Irak	4 869 587	159 634 932	6 339 632	168 819 247
IR	Iran	4 573 118	106 889 642	7 169 897	118 079 796
SA	Arab Saudi	137 995 502	1 214 502 300	124 333 158	1 500 769 799
IL	Israel	7 117 134	94 079 649	10 899 933	120 313 596
KW	Kuwait	5 350 186	157 172 789	15 144 360	191 409 445
JO	Yordania	6 841 977	112 778 855	8 978 557	108 065 601
LB	Lebanon	3 770 510	82 592 551	4 276 206	81 972 015
PS	Palestina	79 440	818 881	327 690	2 914 196
YE	Yaman	23 425 694	179 335 993	18 352 697	150 037 721
OM	Oman	24 505 855	224 846 476	26 072 696	293 965 362
SY	Suriah	2 300 838	68 203 080	2 815 256	44 600 826
TR	Turki	97 282 831	1 157 607 119	91 664 662	1 146 630 495
AE	Uni Emirat Arab	126 854 489	1 136 790 749	129 931 892	1 469 105 012
QA	Qatar	10 322 982	71 378 782	23 913 179	168 394 035
BH	Bahrain	2 313 518	25 873 867	3 401 669	46 024 050
CY	Siprus	1 296 831	13 695 545	1 493 872	14 853 729
EG	Mesir	128 051 587	1 436 015 880	97 839 728	1 019 119 238
LY	Libia	1 432 897	17 420 382	2 772 211	28 974 736
MA	Maroko	7 044 356	56 496 824	7 657 044	84 034 310
TN	Tunisia	433 984	85 111 819	778 958	56 615 332
DZ	Aljazair	14 968 758	209 872 513	12 552 542	155 995 056
SD	Sudan	2 187 818	136 362 619	5 210 890	102 292 448
ER	Eritrea	-	68 778	-	127 241
LS	Lesotho	-	116 000	-	74 774
NA	Namibia	64 998	394 098	252 816	1 364 737
ET	Etiopia	2 672 047	42 044 655	2 682 647	44 015 251
TZ	Tanzania	36 683 656	406 240 608	25 120 804	259 558 933
MG	Madagaskar	5 400 664	85 660 130	4 237 516	56 540 554
SO	Somalia	2 484 586	44 691 430	3 895 523	63 608 344
KE	Kenya	36 207 111	392 349 262	25 677 014	262 350 340
RE	Reunion	45 597 565	136 816 103	4 268 251	24 389 712
MZ	Mozambik	13 489 710	234 571 462	8 001 594	129 715 688
BW	Botswana	53 349	510 335	80 191	1 046 246
GQ	Guinea Ekuatorial	1 250 443	12 692 028	965 423	9 064 973
TG	Togo	21 603 440	204 554 136	16 808 935	138 995 549
GH	Ghana	25 413 794	235 642 636	17 054 688	172 188 578

Tabel 4. Ekspor Indonesia menurut Negara Tujuan

Desember 2019

Kode Negara	Negara Tujuan	Berat bersih / Net weight (Kg)		Nilai / Value F.O.B. ( U S \$ )	
		Bulan ini	Kumulatif	Bulan ini	Kumulatif
(1)	(2)	(3)	(4)	(5)	(6)
LR	Liberia	5 449 104	36 204 144	3 427 542	23 707 500
GN	Guinea	13 615 873	67 578 663	8 664 751	49 746 094
AO	Angola	7 808 552	132 966 718	7 029 322	100 807 217
CG	Republik Demokratik Kongo	10 944 763	71 637 174	7 891 666	53 663 366
CM	Kamerun	1 298 407	18 052 835	1 583 184	20 506 161
NG	Nigeria	62 369 846	405 674 696	52 450 859	425 010 209
SL	Sierra Leone	980 616	25 557 560	904 450	18 297 153
GA	Gabon	519 826	10 787 472	590 156	18 949 234
CI	Pantai Gading	8 636 710	95 895 890	7 228 748	74 703 812
SN	Senegal	4 942 178	63 545 021	4 613 266	49 895 378
MR	Mauritania	9 348 809	90 372 830	6 546 042	59 173 626
ML	Mali	14 762	4 047 927	103 552	6 556 889
BJ	Benin	8 474 031	227 269 408	6 367 339	148 006 622
BF	Burkina Faso	194 341	5 578 159	879 693	12 814 886
GW	Guinea Bissau	-	1 078 661	-	802 695
GM	Gambia	4 882 909	62 622 678	3 705 429	42 663 358
SC	Seychelles	125 001	1 126 445	296 538	3 302 201
UG	Uganda	123 751	3 291 422	376 820	6 287 142
CF	Afrika Tengah	3 191	197 160	46 914	967 841
NE	Niger	373 259	2 832 829	722 378	4 144 529
TD	Cad	18 391	134 477	28 710	644 352
DJ	Jibuti	24 402 824	238 344 036	17 242 026	162 583 658
SH	Santa Helena	20	20	195	202
ST	Sao Tome dan Principe	-	893 636	-	766 264
SZ	Swaziland	103 403	732 623	572 801	4 513 512
ZA	Afrika Selatan	53 695 790	564 791 671	48 708 333	588 373 934
ZW	Zimbabwe	41 542	1 245 858	69 268	1 611 037
ZM	Zambia	24 269	329 259	84 868	1 505 002
MW	Malawi	1 321 907	14 719 236	1 075 328	9 030 580
KM	Komoro	317 603	2 925 067	241 683	2 260 296
BI	Burundi	22 893	359 126	75 136	727 957
MU	Mauritius	3 285 920	431 919 450	4 496 880	83 829 191
RW	Rwanda	752 077	4 175 069	677 892	2 947 196
YT	Mayotte	137 815	1 770 164	151 691	1 606 599
CD	Kongo	818 693	16 957 031	637 113	12 601 891
AU	Australia	170 792 125	3 287 486 438	175 678 973	2 323 401 457
NZ	Selandia Baru	170 392 733	2 001 054 418	37 422 865	445 201 863
FM	Mikronesia	11 889	821 673	8 353	1 646 755
GU	Guam	7 395	651 081	60 480	1 652 538
PW	Belau	-	98 125	-	191 771
NR	Nauru	78 115	473 320	37 839	479 991
NC	Kaledonia Baru	487 723	5 193 305	906 989	11 412 768
MP	Northern Mariana Islands	11 332	411 588	39 915	657 772
VC	Saint Vincent dan Grenadin	148	278 481	1 964	620 432
VU	Vanuatu	167 614	3 770 215	194 887	4 245 144
WF	Wallis And Futuna Islands	-	57 099	-	187 995
AS	American Samoa	105 116	1 259 686	127 857	1 331 112
CK	Cook Islands	7 509	321 154	58 533	900 670
FJ	Fiji	652 569	44 991 547	1 698 283	26 185 580
KI	Kiribati	118 881	1 795 220	207 334	2 332 406
MH	Marshall (Kepulauan)	90 316	977 739	1 018 221	5 067 845
WS	Samoa	357 202	5 855 484	393 554	6 711 330
SB	Kepulauan Solomon	632 004	7 507 261	886 203	11 398 967
TO	Tonga	144 520	2 936 169	196 969	3 835 182
TV	Tuvalu	-	130 005	-	132 098
CX	Christmas Islands	-	61	-	132 081
CC	Cocos (Keeling) Islands	8	8	180	180
TK	Tokelau	11 000	33 123	15 412	50 460
TL	Timor Leste	43 081 598	449 369 362	17 545 704	210 871 358
US	Amerika Serikat	521 871 834	5 454 132 059	1 671 459 870	17 720 336 156
CA	Kanada	27 784 270	300 505 505	73 362 391	848 109 877
MX	Meksiko	38 147 111	556 848 796	73 470 215	924 149 083

Tabel 4. Ekspor Indonesia menurut Negara Tujuan

Desember 2019

Kode Negara	Negara Tujuan	Berat bersih / Net weight (Kg)		Nilai / Value F.O.B. ( U S \$ )	
		Bulan ini	Kumulatif	Bulan ini	Kumulatif
		(1)	(2)	(3)	(4)
GT	Guatemala	2 843 360	28 574 665	4 134 612	41 731 939
HN	Honduras	1 045 965	14 243 501	2 053 289	25 304 870
NI	Nikaragua	542 146	5 363 394	1 395 273	13 467 664
PA	Panama	1 376 799	21 241 228	5 616 725	83 666 797
CU	Kuba	1 128 706	6 104 055	769 194	6 343 494
CW	Curacao	-	9 050	-	12 808
SR	Suriname	265 923	3 846 395	494 822	8 343 991
CL	Cile	1 712 789	39 211 284	6 475 888	126 100 185
VE	Venezuela	479 777	6 061 383	488 087	10 674 481
AR	Argentina	5 566 352	66 673 139	14 601 220	201 463 004
BR	Brasil	48 389 781	575 586 292	81 201 899	997 900 680
CO	Kolombia	4 049 327	74 274 196	11 603 148	139 643 816
BO	Bolivia	235 271	7 662 572	1 601 167	35 185 765
UY	Uruguay	1 432 495	16 949 134	3 136 785	41 308 257
PY	Paraguay	252 624	3 938 455	995 763	32 983 099
EC	Ekuador	2 690 936	41 137 982	5 501 515	67 383 842
PE	Peru	6 658 272	74 904 143	17 442 455	199 138 749
GY	Guyana	265 699	3 277 267	381 691	4 603 170
TT	Trinidad dan Tobago	1 215 024	14 734 174	1 374 794	20 578 478
BS	Bahama	21 327	409 797	166 562	2 796 472
JM	Jamaika	1 240 756	19 299 950	1 490 988	22 137 101
PR	Puerto Riko	878 500	8 882 131	4 273 393	28 778 643
BZ	Belize	45 558	495 289	119 796	1 239 962
DO	Republik Dominika	3 135 849	35 992 508	4 957 364	71 984 755
SV	El Salvador	1 134 549	12 682 025	1 950 332	22 238 082
CR	Kosta Rika	785 949	9 957 254	2 173 460	24 412 013
HT	Haiti	13 243 195	147 893 989	9 427 950	98 861 151
BB	Barbados	139 717	1 531 029	310 680	4 005 741
AG	Antigua dan Barbuda	53	175 895	2 592	1 189 833
AI	Anguilla	1 266	1 340	8 072	9 141
AW	Aruba	42 650	471 394	304 071	2 622 751
BM	Bermuda	29 060	172 698	141 180	1 222 298
CV	Tanjung Verde	23 004	836 624	23 539	747 074
KY	Kepulauan Cayman	11 652	208 050	94 241	1 419 458
DM	Dominica	66 795	1 396 605	564 881	9 806 365
GF	Guyana Prancis	23 086	538 871	37 388	598 173
PF	Polinesia Prancis	305 711	29 245 451	589 331	11 285 081
GL	Grinlandia	-	2 289	-	29 650
GD	Grenada	63 937	645 956	83 378	787 308
MQ	Martinik	160 410	1 602 737	370 033	3 831 656
AN	Antilla Belanda	143 959	1 640 224	824 933	6 916 059
NF	Norfolk Islands	-	1 198	-	5 836
LC	Santa Lusia	86 653	634 532	205 619	1 859 154
SM	San Marino	500	10 522	96 562	136 282
TC	Turks dan Kepulauan Caicos	830	56 515	16 826	442 880
GP	Guadeloupe	144 304	2 419 216	459 496	7 048 004
KN	Saint Kitts dan Nevis	1 050	107 965	6 012	1 025 693
MS	Montserrat	-	41	-	630
VG	Kepulauan Virgin (British)	10 417	278 215	63 888	2 084 776
VI	Kepulauan Virgin (US)	2 010	19 646	10 681	132 832
BL	Saint Barthelemy	-	39	-	984
GB	Inggris	62 725 874	660 467 293	104 814 317	1 344 472 305
NL	Belanda	462 483 647	4 710 295 059	282 684 591	3 193 072 386
FR	Prancis	35 037 517	350 938 466	93 964 273	956 844 107
DE	Jerman	59 307 083	641 737 816	206 862 468	2 369 007 125
AT	Austria	215 235	4 174 189	2 139 977	29 548 922
BE	Belgia	25 510 629	373 799 984	89 270 838	1 075 327 611
CH	Swiss	1 213 981	97 873 260	12 596 569	739 904 563
LU	Luksemburg	1 895 523	18 758 453	2 635 846	28 260 238
GI	Gibraltar	0	23 326	78	10 931
MC	Monako	1 686	19 230	37 196	292 711
DK	Denmark	5 983 439	111 576 945	14 469 660	195 310 946

Tabel 4. Ekspor Indonesia menurut Negara Tujuan

Desember 2019

Kode Negara	Negara Tujuan	Berat bersih / Net weight (Kg)		Nilai / Value F.O.B. ( U S \$ )	
		Bulan ini	Kumulatif	Bulan ini	Kumulatif
(1)	(2)	(3)	(4)	(5)	(6)
NO	Norwegia	11 965 747	51 347 084	8 910 832	87 549 735
SE	Swedia	6 006 136	63 482 739	13 981 018	155 383 062
FI	Finlandia	2 003 634	30 891 291	6 947 323	76 436 402
IE	Irlandia	1 731 886	26 845 025	5 159 371	65 221 442
IT	Italia	172 177 529	1 539 086 309	178 545 041	1 744 838 420
ES	Spanyol	208 570 975	3 323 663 601	149 655 081	1 590 210 977
PT	Portugal	4 817 119	51 278 657	11 424 891	138 443 591
IS	Islandia	309	180 213	4 748	1 154 479
GR	Yunani	15 350 457	285 712 439	15 219 889	213 905 116
VA	Vatikan	0	4 610	249	18 086
AD	Andorra	-	3 621	-	32 514
LI	Liechtenstein	3	50	12	4 069
HU	Hungaria	2 667 623	26 527 848	7 934 442	84 754 936
PL	Polandia	11 121 939	141 252 309	38 255 069	479 688 055
RO	Rumania	5 545 894	73 086 019	10 529 885	127 253 339
BG	Bulgaria	3 446 866	43 797 205	4 118 639	56 117 134
AL	Albania	462 184	6 662 797	506 720	9 726 020
AM	Armenia	1	1 248 054	477	2 433 409
AZ	Azerbaijan	288 878	1 487 864	343 548	2 446 730
BY	Belarus	2 198	463 080	32 746	3 009 870
KZ	Kazakstan	1 504 000	19 198 140	1 471 047	207 135 552
KG	Kirgistan	13 669	1 099 163	45 921	1 250 301
MD	Moldova	2	338 447	828	930 871
TJ	Tajikistan	61 340	1 237 597	228 841	1 369 606
TM	Turkmenistan	2 140	1 993 927	18 174	2 185 702
UA	Ukraina	135 688 900	1 562 038 099	24 292 675	256 089 457
UZ	Uzbekistan	1 539 091	8 127 350	1 800 677	8 733 446
LT	Lituania	512 302	8 389 686	1 332 043	18 896 254
LV	Latvia	2 424 559	103 370 518	3 358 475	89 232 484
EE	Estonia	35 785 517	214 589 015	26 235 825	164 658 254
GE	Georgia	1 963 867	38 026 904	2 878 123	42 211 095
HR	Kroasia	2 759 007	34 451 888	3 029 033	37 748 669
BA	Bosnia-Herzegovina	5 078	340 618	329 193	1 989 918
MT	Malta	195 890	2 893 283	211 019	4 860 381
SK	Slovakia	271 394	2 057 411	2 368 406	21 338 573
SI	Slovenia	3 534 267	377 377 015	6 510 718	105 919 556
CZ	Republik Cheska	628 088	11 341 708	6 026 696	87 722 587
MK	Makedonia	157 500	1 361 467	109 383	1 914 595
FO	Kepulauan Faeroe	-	2	-	895
RU	Rusia	63 103 486	893 898 797	64 509 398	861 129 559
RS	Serbia	220 800	3 541 409	1 262 317	12 232 770
ME	Montenegro	278 337	4 996 644	412 743	5 819 822
GG	Guernsey	-	0	-	37
JE	Jersey	-	3	-	422
<b>TOTAL EKSPOR</b>		<b>55 769 041 355</b>	<b>655 397 727 514</b>	<b>14 445 086 363</b>	<b>167 496 990 568</b>

Tabel 5 : Ekspor Indonesia menurut Provinsi dan Pelabuhan muat

Desember 2019

Pelabuhan	Pelabuhan Muat	Berat bersih / Net weight (Kg)		Nilai / Value F.O.B. ( U S \$ )	
		Bulan ini	Kumulatif	Bulan ini	Kumulatif
(1)	(2)	(3)	(4)	(5)	(6)
<b>ACEH</b>		<b>632 920 184</b>	<b>7 594 536 779</b>	<b>16 185 450</b>	<b>166 556 777</b>
IDLSW	LHOK SEUMAWÉ	-	4 450 763	-	1 174 438
IDCLG	CALANG	4 899 971	9 799 899	2 841 983	5 206 198
IDMEQ	MEULABOH	628 019 000	7 512 797 000	13 329 704	154 531 102
IDBTJ	BLANG BINTANG (U)	1 213	19 509	13 762	111 790
IDAUN	BLANG LANCANG (ARUN)	-	16 253 935	-	4 822 219
IDKRU	KRUENG R. MALAHAYATI	-	51 185 673	-	550 318
IDKLS	KUALA LANGSA	-	30 000	-	160 713
<b>SUMATERA UTARA</b>		<b>744 278 226</b>	<b>9 553 936 974</b>	<b>628 008 733</b>	<b>7 678 558 095</b>
IDKNO	KUALA NAMU INTERNATIONAL AIRPORT (U)	1 389 382	7 628 359	8 818 706	92 340 397
IDPSU	PANGKALAN SUSU	-	65 911	-	681 000
IDBLW	BELAWAN	624 386 269	7 944 209 542	550 703 117	6 786 714 327
IDTJB	TANJUNG BALAI ASAHAN	1 855 041	21 997 148	1 178 826	16 224 331
IDPDO	PANGKALAN DODE	-	8 545	-	11 415
IDMES	MEDAN / POLONIA (U)	20	220	11	13 276
IDKTJ	KUALA TANJUNG	116 647 515	1 580 027 248	67 308 075	782 573 350
<b>SUMATERA BARAT</b>		<b>382 942 377</b>	<b>4 610 876 516</b>	<b>149 745 874</b>	<b>1 339 026 589</b>
IDTBY	PADANG/TL.BAYUR	382 856 237	4 610 544 180	149 458 579	1 337 622 600
IDPDG	PADANG / TABING (U)	86 140	332 336	287 295	1 403 988
<b>RIAU</b>		<b>2 607 417 074</b>	<b>25 053 340 731</b>	<b>1 334 640 645</b>	<b>12 399 833 552</b>
IDBAG	BAGAN SIAPI-API	-	9 040	-	4 180
IDPAI	PANIPAHAN	393 840	4 528 960	382 657	4 389 348
IDDUM	DUMAI	2 010 093 879	18 882 771 846	1 034 520 203	8 942 334 475
IDTMD	TANJUNG MEDANG	767 180	8 126 090	74 533	1 070 103
IDSEQ	SUNGAI PAKNING	68 790 000	461 002 000	31 478 408	248 747 649
IDBLS	BENGKALIS	93 200	2 296 550	18 840	444 938
IDSPA	SELAT PANJANG	3 167 400	48 041 769	476 681	7 315 586
IDSSI	SIK SRI INDRAPURA	24 805 008	334 697 288	1 726 467	26 183 229
IDPEK	PEKANBARU (RUMBAI)	8 316 333	137 080 894	565 511	8 498 418
IDSUQ	SUNGAI GUNTUNG	42 016 662	367 505 160	25 596 331	216 464 949
IDKGD	KUALA GAUNG	5 247 800	57 111 750	1 031 529	9 807 974
IDTEM	TEMBILAHAN	2 003 753	35 788 359	2 095 584	33 126 111
IDKEN	KUALA ENOK	13 035 982	98 927 593	5 596 389	42 367 522
IDRGA	RENGAT	-	11 542 181	-	4 232 224
IDKID	PULAU KIJANG	-	819 000	-	2 195 438
IDPKU	SIMPANG TIGA (U)	54 703	513 971	21 078	186 455
IDRGT	RENGAT/JAPURA (U)	-	4 004	-	1 421
IDPAK	PEKAN BARU	84 557	6 820 303	79 468	5 083 105
IDBUN	BUATAN	272 517 369	2 759 455 667	117 435 049	1 397 886 890
IDPWG	PERAWANG, SUMATRA	156 029 408	1 836 298 306	113 541 919	1 449 493 538
<b>JAMBI</b>		<b>414 434 363</b>	<b>4 319 505 281</b>	<b>92 001 864</b>	<b>1 023 231 787</b>
IDKTK	KUALA TUNGKAL	92 076 724	840 225 499	23 664 141	311 727 923
IDMSA	MUARA SABAK	209 304 653	2 345 347 454	8 922 648	93 327 906
IDDJM	JAMBI	113 052 986	1 133 932 328	59 415 075	618 175 957
<b>SUMATERA SELATAN</b>		<b>2 357 159 402</b>	<b>22 025 600 001</b>	<b>308 912 895</b>	<b>3 612 049 518</b>
IDPLS	PALEMBANG-KERTAPATI	86 840 655	805 310 218	4 570 135	42 463 146
IDPLA	PALEMBANG - PLAJU	85 750 567	714 166 646	24 318 226	270 622 280
IDPLM	SM. BADARUDDIN (U)	2 560	35 853	17 811	434 642
IDMRI	MUSI RIVER/BOOM BARU	2 184 565 620	20 506 087 285	280 006 722	3 298 529 450

Tabel 5 : Ekspor Indonesia menurut Provinsi dan Pelabuhan muat

Desember 2019

Pelabuhan	Pelabuhan Muat	Berat bersih / Net weight (Kg)		Nilai / Value F.O.B. ( U S \$ )	
		Bulan ini	Kumulatif	Bulan ini	Kumulatif
(1)	(2)	(3)	(4)	(5)	(6)
<b>BENGKULU</b>		<b>137 718 012</b>	<b>2 270 085 887</b>	<b>7 607 274</b>	<b>115 103 093</b>
IDBKU	BENGKULU	-	5 373 224	-	387 075
IDPBA	PULAU BAAI	137 718 012	2 264 712 663	7 607 274	114 716 018
<b>LAMPUNG</b>		<b>986 231 434</b>	<b>12 150 304 404</b>	<b>269 730 665</b>	<b>2 721 346 821</b>
IDTRH	TARAHAN	492 022 228	8 659 215 258	114 447 439	1 160 190 522
IDPJG	PANJANG	494 209 206	3 491 089 146	155 283 225	1 561 156 298
<b>KEPULAUAN BANGKA BELITUNG</b>		<b>43 620 961</b>	<b>627 232 280</b>	<b>118 673 250</b>	<b>1 373 400 951</b>
IDBLT	BELITUNG	-	500 000	-	90 000
IDMUO	MUNTOK	5 150 000	242 407 388	88 376 225	1 145 955 970
IDPGX	PANGKAL BALAM	1 279 163	23 297 567	10 757 311	83 312 059
IDTPD	TANJUNG PANDAN	1 315 000	60 947 894	239 500	3 785 107
IDMAN	MANGGAR-BELITUNG	35 876 798	300 079 431	19 300 214	140 257 814
<b>KEPULAUAN RIAU</b>		<b>1 962 313 960</b>	<b>23 833 051 277</b>	<b>1 096 404 737</b>	<b>12 492 123 733</b>
IDLBM	LOBAM	322 409	37 109 126	13 067 338	194 062 187
IDMWK	MATAK	326 180	745 180	1 930 384	3 451 171
IDTBK	TANJUNG BALAI KARIMUN	807 979 766	9 771 227 345	126 560 673	1 231 387 035
IDPSS	PULAU SAMBU	275 128 980	565 851 501	104 563 424	263 464 214
IDTAN	TANJUNG UBAN	-	2 730	-	668 921
IDTPN	TANJUNG PINANG	2 000	563 326 589	1 473	16 407 702
IDTER	TEREMPA	332 413 136	4 296 381 606	108 689 100	2 041 479 802
IDTBT	TANJUNG BATU, RIAU	685 000	6 276 700	544 748	3 666 913
IDSRN	SERASAN	39 131	176 041	149 209	579 726
IDMOR	MORO SULIT	110 393 000	442 973 000	4 278 999	15 297 115
IDBPD	BELAKANG PADANG	437 334	2 832 919 512	850 936	1 359 216 838
IDBTU	BATU AMPAR	93 416 223	951 896 262	443 715 033	4 184 165 382
IDTNJ	KIJANG	2 878 899	298 059 760	6 713 376	50 318 229
IDPAS	PASIR PANJANG	64 110 000	515 277 000	389 176	2 963 609
IDSKP	SEKUPANG	45 036 868	447 267 589	142 123 252	1 810 664 950
IDNON	NONGSA	5 351	22 453	1 004 064	4 997 033
IDKAB	KABIL/PANAU	215 959 903	2 795 735 254	134 580 993	1 150 230 262
IDUNA	UDANG NATUNA	13 179 600	307 694 130	7 130 549	156 465 636
IDBTH	HANG NADIM (U)	181	109 500	112 011	2 637 006
<b>DKI JAKARTA</b>		<b>1 250 597 683</b>	<b>15 454 213 731</b>	<b>4 191 886 146</b>	<b>54 038 427 967</b>
IDTPP	TANJUNG PRIOK	1 239 912 457	15 335 265 843	3 669 450 333	46 945 696 284
IDJKT	JAKARTA / PASAR IKAN	15 200	69 720	17 450	549 247
IDCGK	SOEKARNO-HATTA (U)	10 670 026	118 877 776	522 418 363	7 092 075 587
IDHLP	HALIM PERDANA KUSUMA (U)	-	393	-	106 849
<b>JAWA BARAT</b>		<b>33 384 085</b>	<b>500 908 658</b>	<b>9 662 022</b>	<b>272 220 036</b>
IDBDO	HUSEIN SASTRANEGARA (U)	-	146 274	-	57 490 400
IDBLG	BALONGAN	33 384 085	500 622 651	9 662 022	206 866 540
IDBND	GEDE BAGE-BANDUNG (PTT)	-	139 733	-	7 863 095
<b>JAWA TENGAH</b>		<b>254 765 193</b>	<b>3 793 827 826</b>	<b>574 586 517</b>	<b>6 907 670 574</b>
IDTES	TANJUNG EMAS	207 466 327	2 531 903 479	556 185 115	6 384 194 364
IDCXP	CILACAP	47 200 354	1 260 012 123	17 681 183	512 631 193
IDSRG	ACHMAD YANI (U)	77 752	1 189 748	668 555	8 425 667
IDS MR	SEMARANG (PTT)	20 760	718 581	51 664	2 043 855
IDSOC	SOLO/JEBRES/ADI SUMARMO (U)	-	3 895	-	375 495
<b>DI YOGYAKARTA</b>		<b>127 411</b>	<b>1 559 986</b>	<b>548 440</b>	<b>11 117 094</b>
IDJOG	ADI SUCIPTO (U)	127 411	1 559 986	548 440	11 117 094

Tabel 5 : Ekspor Indonesia menurut Provinsi dan Pelabuhan muat

Desember 2019

Pelabuhan	Pelabuhan Muat	Berat bersih / Net weight (Kg)		Nilai / Value F.O.B. ( U S \$ )	
		Bulan ini	Kumulatif	Bulan ini	Kumulatif
(1)	(2)	(3)	(4)	(5)	(6)
<b>JAWA TIMUR</b>		<b>1 238 411 840</b>	<b>13 584 691 990</b>	<b>1 725 264 929</b>	<b>20 290 329 362</b>
IDTUB	TUBAN	126 239 384	2 284 800 467	52 109 594	1 016 352 169
IDGRE	GRESIK	261 161 150	2 221 330 347	122 951 025	1 022 812 048
IDTPE	TANJUNG PERAK	814 191 576	8 867 480 363	1 423 451 603	15 505 142 296
IDKLG	KALIANGET	35 772 540	188 843 410	17 876 776	105 292 844
IDSUB	JUANDA (U)-SURABAYA	1 047 191	13 560 661	108 875 932	2 632 095 275
IDSUR	SURABAYA (PTT)	-	8 676 179	-	8 630 710
IDMLG	ABDULRACHMAN SALEH (U)	-	235	-	2 485
IDMAD	MADIUN /ISWAHYUDI (U)	-	328	-	1 535
<b>BANTEN</b>		<b>534 600 591</b>	<b>5 560 786 723</b>	<b>208 053 309</b>	<b>1 961 380 858</b>
IDCIW	CIWANDAN	73 413 110	358 552 328	19 152 217	239 214 759
IDMRK	MERAK	184 395 228	2 491 703 969	71 708 791	467 967 180
IDTLN	TANJUNG LENENG	103 885 280	867 524 922	47 296 089	463 713 172
IDCGD	CIGADING	172 906 974	1 843 005 504	69 896 211	790 485 747
<b>BALI</b>		<b>1 790 064</b>	<b>15 755 607</b>	<b>33 291 395</b>	<b>351 215 820</b>
IDGIL	GILIMANUK	-	783	-	23 141
IDBOA	BENOA/LOLOAN	-	60 850	-	163 612
IDCBW	CELUKAN BAWANG	-	89 000	-	724 284
IDDPS	NGURAH RAI (U)	1 790 064	15 604 975	33 291 395	350 304 783
<b>NUSA TENGGARA BARAT</b>		<b>22 371 923</b>	<b>149 429 183</b>	<b>29 032 545</b>	<b>193 762 771</b>
IDBEN	BENETE	22 371 006	149 425 460	29 023 887	193 199 680
IDLOP	BANDARA UDARA INTERNASIONAL (LOMBOK)	917	3 723	8 658	563 091
<b>NUSA TENGGARA TIMUR</b>		<b>6 302 503</b>	<b>68 493 402</b>	<b>1 923 826</b>	<b>16 279 934</b>
IDABU	ATAMBUA (U)	-	96 040	-	67 914
IDATA	ATAPUPU	6 012 883	66 678 467	1 721 222	15 034 256
IDTEN	TENAU	289 620	1 718 895	202 604	1 177 764
<b>KALIMANTAN BARAT</b>		<b>1 531 247 970</b>	<b>15 326 236 897</b>	<b>107 214 748</b>	<b>1 168 655 089</b>
IDSQG	SINTANG	1 286 430	1 286 430	826 960	826 960
IDNBF	NANGA BADAU	17 998 000	195 057 000	10 271 033	92 198 525
IDSKW	SINGKAWANG	-	2 496 608	-	1 185 577
IDPON	PONTIANAK	688 745 413	6 922 847 837	43 250 538	411 618 396
IDKTG	KETAPANG K. BARAT	46 320 751	933 066 826	2 284 316	31 827 393
IDTMO	TELOK MELANO	366 961 216	2 841 861 996	15 057 076	102 639 437
IDKDW	KENDAWANGAN	408 946 092	4 417 048 243	32 630 964	494 839 638
IDPNK	SUPADIO (U)	15 687	65 091	108 950	926 297
IDSTT	SINTETE	-	1 805 221	-	866 735
IDENT	ENTIKONG	530 847	7 154 104	791 592	9 907 492
IDJBB	JAGOIBABANG	443 533	3 547 541	1 993 319	21 818 641
<b>KALIMANTAN TENGAH</b>		<b>659 490 995</b>	<b>2 868 810 387</b>	<b>75 870 281</b>	<b>527 186 242</b>
IDPKN	PANGKALAN BUN	5 517 250	26 373 888	3 632 322	17 227 057
IDKUM	KUMAI	127 026 613	1 210 636 717	40 135 658	356 554 147
IDSQM	SAMPIT	504 692 988	1 283 042 040	29 550 091	119 557 006
IDKKP	KUALA KAPUAS	3 300 000	39 622 020	1 521 853	17 416 938
IDPPS	PULANG PISAU	18 953 790	309 128 966	1 028 707	16 411 259
IDPKY	PANARU-PALANGKARAYA (U)	354	3 958	1 650	18 841
IDPAR	PANGKALAN AIR (U)	-	2 798	-	995

Tabel 5 : Ekspor Indonesia menurut Provinsi dan Pelabuhan muat

Desember 2019

Pelabuhan	Pelabuhan Muat	Berat bersih / Net weight (Kg)		Nilai / Value F.O.B. ( U S \$ )	
		Bulan ini	Kumulatif	Bulan ini	Kumulatif
(1)	(2)	(3)	(4)	(5)	(6)
<b>KALIMANTAN SELATAN</b>		<b>12 775 991 681</b>	<b>152 206 955 951</b>	<b>662 756 058</b>	<b>7 732 539 662</b>
IDNPL	NORTH PULAU LAUT	522 722 000	5 288 137 000	32 819 218	339 901 020
IDSTU	SATUI	4 003 019 000	46 460 409 610	152 103 054	1 708 965 969
IDTAR	TARJUN	107 336 369	1 173 056 261	56 604 609	553 434 954
IDPUT	PULAU LAUT	376 519 242	2 851 087 890	38 153 640	366 856 117
IDBAN	BANJARMASIN	6 255 658 542	82 621 457 240	328 644 259	4 307 823 120
IDKTB	KOTABARU	872 817 528	10 028 598 315	28 088 566	293 825 648
IDBLC	BATU LICIN	-	360 230	-	107 949
IDASA	ASAM ASAM	637 919 000	3 783 849 405	26 342 712	161 624 885
<b>KALIMANTAN TIMUR</b>		<b>20 759 308 703</b>	<b>261 583 668 216</b>	<b>1 360 732 618</b>	<b>16 183 206 884</b>
IDKRG	KARIANGAU	-	182 460	-	169 261
IDSAT	SANTAN TERMINAL, KL	-	19 477 503	-	12 626 820
IDTBA	TANJUNG BARA, KL	4 344 312 000	50 036 093 500	230 370 065	2 783 477 866
IDBPP	BALIKPAPAN	2 303 461 828	23 112 523 127	244 750 924	2 156 724 192
IDSRD	SAMARINDA	7 121 257 416	92 858 407 861	321 904 572	4 549 388 295
IDTRD	TANJUNG REDEP	2 669 008 124	39 148 542 947	141 863 021	2 002 054 246
IDTGR	PASIR/TANAH GROGOT	-	1 817 060	-	724 664
IDTSG	TANJUNG SANGATA	-	108 801 000	-	9 801 800
IDBPN	SEPINGGAN (U)	38 699	353 887	209 759	2 896 090
IDBTG	BONTANG	1 905 733 430	19 678 737 294	329 702 887	3 226 376 126
IDADB	ADANG BAY	1 403 244 206	24 354 945 038	62 124 931	1 072 002 541
IDSKI	SANGKULIRANG	1 012 253 000	12 263 786 540	29 806 459	366 964 985
<b>KALIMANTAN UTARA</b>		<b>1 845 568 359</b>	<b>20 911 974 655</b>	<b>99 942 611</b>	<b>1 050 104 490</b>
IDTJS	TANJUNG SELOR	230 889 440	1 911 617 459	6 517 772	47 325 933
IDLIN	LINGKAS TARAKAN	1 332 919 760	14 884 385 227	75 817 680	838 821 084
IDNNX	NUNUKAN	138 557 159	813 378 542	15 500 492	116 780 336
IDBYQ	BUNYU	143 202 000	3 302 442 000	2 106 668	46 992 363
IDTRK	TARAKAN (U)	-	138 750	-	172 626
IDJUA	JUATA TARAKAN	-	12 677	-	12 149
<b>SULAWESI UTARA</b>		<b>71 948 023</b>	<b>1 292 948 744</b>	<b>30 132 018</b>	<b>413 968 543</b>
IDLIR	LIRUNG	-	2 149	-	157 155
IDAMU	AMURANG	14 300 407	200 748 213	6 119 980	94 735 371
IDMND	MANADO	-	2 086	-	16 852
IDBIT	BITUNG	57 571 035	662 362 448	23 196 894	296 436 092
IDPET	PETTA	32 826	1 899 327	386 141	4 172 622
IDMDC	SAM RATULANGI (U)	43 755	273 190	429 002	2 663 854
IDMNA	MELANGGUANE (U)	-	2 420	-	18 103
IDLUK	LABUHAN UKI	-	427 658 912	-	15 768 494
<b>SULAWESI TENGAH</b>		<b>886 187 776</b>	<b>10 231 076 135</b>	<b>572 502 867</b>	<b>6 254 203 850</b>
IDLUW	LUWUK	289 104 707	2 935 486 679	122 473 086	1 304 446 629
IDKLD	KOLONEDALE	513 384 963	6 381 603 760	397 125 305	4 482 074 353
IDPAT	PANTOLOAN	83 698 106	913 985 696	52 904 476	467 682 868
<b>SULAWESI SELATAN</b>		<b>148 597 573</b>	<b>2 058 584 288</b>	<b>123 003 115</b>	<b>1 213 621 135</b>
IDMAK	MAKASSAR	34 953 036	343 675 030	30 824 291	320 415 352
IDMXB	MASAMBA (U)	-	1 788	-	44 820
IDPAP	PARE-PARE	-	134 500 738	-	4 808 346
IDUJU	UJUNG Pandang	2 000 200	39 828 330	3 587 561	43 675 838
IDPPO	PALOPO	-	2 952 161	-	1 926 257
IDMLI	MALILI, SULAWESI	8 997 721	90 610 043	84 451 617	784 448 135
IDBKI	BIRING KASSI	102 550 670	1 445 809 687	3 847 653	52 728 077
IDUPG	HASANUDDIN (U)	95 946	1 206 511	291 993	5 574 310



Tabel 5 : Ekspor Indonesia menurut Provinsi dan Pelabuhan muat

Desember 2019

Pelabuhan	Pelabuhan Muat	Berat bersih / Net weight (Kg)		Nilai / Value F.O.B. ( U S \$ )	
		Bulan ini	Kumulatif	Bulan ini	Kumulatif
(1)	(2)	(3)	(4)	(5)	(6)
<b>SULAWESI TENGGARA</b>		<b>2 156 677 785</b>	<b>16 188 812 767</b>	<b>170 888 115</b>	<b>1 584 732 582</b>
IDBUW	BAU-BAU	26 600 000	29 334 498	931 000	1 259 140
IDKDR	KENDARI	1 591 347 628	10 003 007 205	119 633 499	1 264 371 081
IDPUM	POMALAA	538 730 157	6 156 471 064	50 323 616	319 102 362
<b>GORONTALO</b>		-	<b>44 432 812</b>	-	<b>5 134 615</b>
IDGOR	GORONTALO	-	44 432 812	-	5 134 615
<b>SULAWESI BARAT</b>		-	<b>11 100 685</b>	-	<b>1 365 329</b>
IDMJU	MAMUJU	-	11 100 685	-	1 365 329
<b>MALUKU</b>		<b>485 851</b>	<b>71 426 352</b>	<b>317 365</b>	<b>27 014 415</b>
IDBUA	BULA	-	70 495 304	-	25 572 151
IDAMB	AMBON	462 000	792 000	98 800	158 800
IDLUV	TUAL	3 751	29 115	32 640	266 583
IDDBO	DOBO	20 100	109 933	185 925	1 016 881
<b>MALUKU UTARA</b>		<b>652 834 537</b>	<b>13 975 310 821</b>	<b>44 526 877</b>	<b>854 143 991</b>
IDGEB	GEBE	-	1 282 148 071	-	47 316 678
IDOZI	MOROTAI I	-	334 550 000	-	12 176 286
IDSQN	SANANA (U)	132	132	761	761
IDOBI	OBI ISLAND	592 634 405	11 407 685 619	40 914 116	740 207 866
IDTAX	TALIABU	60 200 000	950 927 000	3 612 000	54 442 400
<b>PAPUA BARAT</b>		<b>592 859 548</b>	<b>6 715 927 449</b>	<b>240 053 816</b>	<b>2 307 733 156</b>
IDSOR	SORONG	12 913 563	59 433 453	4 457 603	22 076 383
IDMKW	MANOKWARI	4 966 036	512 732 995	236 475	19 421 329
IDNTI	BINTUNI, IRIAN JAYA	574 979 949	6 143 761 001	235 359 738	2 266 235 444
<b>PAPUA</b>		<b>76 455 268</b>	<b>742 324 122</b>	<b>160 985 354</b>	<b>1 209 745 254</b>
IDBIK	FRANS KASIEPO (U)	-	2 613	-	16 907
IDJYP	JAYAPURA	3 030 957	4 762 209	1 449 838	3 222 233
IDZRI	SERUI	8 423 795	99 362 204	4 886 685	61 647 279
IDMKQ	MERAUKE	-	8 344 477	-	3 478 982
IDTIM	AMAMAPARE	65 000 000	527 291 156	154 635 772	1 087 071 064
IDDJJ	JAYAPURA / SENTANI (U)	516	5 888	13 059	65 929
IDBXD	BADE, IRIAN JAYA	-	99 493 697	-	52 316 217
IDKMM	KIMAM, IRIAN JAYA	-	3 060 110	-	1 875 000
IDWMX	WAMENA (U)	-	1 768	-	51 644
<b>TOTAL EKSPOR</b>		<b>55 769 041 355</b>	<b>655 397 727 514</b>	<b>14 445 086 363</b>	<b>167 496 990 568</b>

Sumber : dokumen PEB dan non PEB, diolah

# DATA

MENCERDASKAN BANGSA

<https://www.bps.go.id>



**BADAN PUSAT STATISTIK**

Jl. dr. Sutomo No. 6-8 Jakarta 10710  
Telp : (021) 3841195, 3842508, 3810291-4, Fax : (021) 3857046  
Homepage : <http://www.bps.go.id> E-mail : [bpshq@bps.go.id](mailto:bpshq@bps.go.id)

