

ISSN : 2356-1203
Katalog/ Catalog : 6103019.12

STATISTIK INDUSTRI BESAR DAN SEDANG SUMATERA UTARA

STATISTICS OF LARGE AND MEDIUM INDUSTRIES
OF SUMATERA UTARA

2019




**BADAN PUSAT STATISTIK
PROVINSI SUMATERA UTARA**
BPS - Statistics of Sumatera Utara Province

STATISTIK INDUSTRI BESAR DAN SEDANG SUMATERA UTARA

STATISTICS OF LARGE AND MEDIUM INDUSTRIES
OF SUMATERA UTARA

2019



**BADAN PUSAT STATISTIK
PROVINSI SUMATERA UTARA**
BPS - Statistics of Sumatera Utara Province

STATISTIK INDUSTRI MANUFAKTUR BESAR DAN SEDANG SUMATERA UTARA 2019

Statistic of Large and Medium Manufacturing Industries Sumatera Utara 2019

ISSN	: 2356-1203
No. Publikasi/Publication Number	: 12000.2162
Katalog/Catalogue	: 6103019.12
Ukuran Buku/Book Size	: 21 x 28 cm
Jumlah Halaman/Number of Pages	: ix + 33 halaman/pages
Naskah/Manuscript	: Badan Pusat Statistik Provinsi Sumatera Utara/ <i>BPS–Statistics of Sumatera Utara Province</i>
Penyunting/Editor	: Badan Pusat Statistik Provinsi Sumatera Utara/ <i>BPS–Statistics of Sumatera Utara Province</i>
Gambar Kulit/Cover Design	: Badan Pusat Statistik Provinsi Sumatera Utara/ <i>BPS–Statistics of Sumatera Utara Province</i>
Diterbitkan oleh/Published by	: ©Badan Pusat Statistik Provinsi Sumatera Utara <i>BPS–Statistics of Sumatera Utara Province</i>
Dicetak oleh/Printed by	:

Dilarang mengumumkan, mendistribusikan, mengkomunikasikan, dan/atau, menggandakan sebagian atau seluruh isi buku ini untuk tujuan komersial tanpa izin tertulis dari Badan Pusat Statistik

Prohibited to announce, distribute, communicate, and/or copy part of all of this book for commercial purpose without permission from BPS-Statistics Indonesia

TIM PENYUSUN/TEAM MEMBERS

Penanggung Jawab/*Board of Director*:

Dr. Syech Suhaimi, SE, M.Si

Penyunting/*Editor*:

Dwi Prawoto, SE, M.Si.

Yunus, S.Si

Penulis/*Contributors*:

Friska Panggabean, SST

Pengolah Data/*Data Processing*:

Friska Panggabean, SST

<https://sumut.kps.go.id>

KATA PENGANTAR


Publikasi Statistik Industri Besar dan Sedang Provinsi Sumatera Utara 2019 ini merupakan terbitan rutin. Data yang disajikan dalam penerbitan ini hanya mencakup data industri pengolahan golongan besar dan sedang keadaan tahun 2019, yang pencacahannya dilakukan pada bulan Januari – Oktober 2020.

Publikasi ini menyajikan beberapa karakteristik pokok industri, seperti: jumlah perusahaan, jumlah tenaga kerja, pengeluaran tenaga kerja, jual beli barang modal tetap, biaya input, nilai output, nilai tambah (harga pasar), pajak tidak langsung dan nilai tambah (biaya faktor produksi).

Kami berharap publikasi ini dapat lebih melengkapi informasi dari sektor industri pengolahan. Pada kesempatan ini perkenankan kami mengucapkan terima kasih dan penghargaan yang sebesar-besarnya kepada para pengusaha yang telah membantu lancarnya pelaksanaan Survei Tahunan Perusahaan Industri Besar dan Sedang.

Medan, Desember 2021

Kepala Badan Pusat Statistik
Provinsi Sumatera Utara



Dr. Syech Suhaimi

FOREWORD


Statistics of Large and Medium Manufacturing Industries of Sumatera Utara 2019 is a routine publication. The data presented in this publication only includes large and medium manufacturing industries in 2019 and the enumeration conducted from January to October 2020.

In this publication, some main characteristics of manufacturing industries are utilized such as: the number of enterprises, the number of labors, labor expenditure, transaction value of fixed capital goods, input cost, output value, added value at market price, indirect taxes, and added value (factors of production).

We do hope that this publication would be able to equip more information in manufacturing sector. Finally, we would like to express my sincere gratitude to all parties especially to the entrepreneurs, who have contributed to the Annual Survey of Large and Medium Manufacturing Industries.

Medan, December 2021

Chief Statistician of
Sumatera Utara Province,



Dr. Syech Suhaimi

DAFTAR ISI/CONTENTS

	<u>Halaman</u>
	<i>Page</i>
Kata Pengantar	v
<i>Foreword</i>	vi
Daftar Isi/ <i>Contents</i>	vii
Daftar Tabel/ <i>List of Tables</i>	viii - ix
Penjelasan Umum/ <i>General Remarks</i>	1
I. Pendahuluan/ <i>Introduction</i>	3
II. Ruang Lingkup/ <i>Coverage</i>	3
III. Penggunaan Klasifikasi Industri/ <i>Industrial Classification</i>	3
IV. Metode Pengumpulan Data/ <i>Data Collection Method</i>	4
V. Konsep dan Definisi/ <i>Concept and Definition</i>	4
VI. Ulasan Ringkas/ <i>Concise Review</i>	5
Tabel-Tabel/ <i>Tables</i>	9-33

DAFTAR TABEL

List Of Tables

TABEL TABLE	URAIAN DESCRIPTION	HALAMAN PAGE
Tabel 1/ Table 1	Total KBLI keseluruhan Industri Besar dan Sedang <i>Manufacturing Industries Of Large and Medium By Total ISIC</i>	9
Tabel 2/ Table 2	Industri Makanan <i>Manufacture of Food Processing</i>	10
Tabel 3/ Table 3	Industri Minuman <i>Manufacture of Beverage Processing</i>	11
Tabel 4/ Table 4	Industri Pengolahan Tembakau <i>Manufacture of Processed Tobacco</i>	12
Tabel 5/ Table 5	Industri Tekstil <i>Manufacture of Textiles</i>	13
Tabel 6/ Table 6	Industri Pakaian Jadi <i>Manufacture of Wearing Appared</i>	14
Tabel 7/ Table 7	Industri Kulit, Barang dari Kulit dan Alas Kaki <i>Manufacture of Leather, Products of Leather and Foot Wear</i>	15
Tabel 8/ Table 8	Industri Kayu, Barang dari Kayu dan Gabus (tidak termasuk furnitur) dan Barang Anyaman dari Bambu, Rotan dan sejenisnya <i>Manufacture of wood, goods from wood and cork (excluding furniture)Woven goods from Bamboo and Rattan</i>	16
Tabel 9/ Table 9	Industri Kertas dan Barang dari Kertas dan sejenisnya <i>Manufacture of Paper and Paper Products</i>	17
Tabel 10/ Table 10	Industri Pencetakan dan Reproduksi Media Rekaman <i>Manufacture of printing and Recording Media Production</i>	18
Tabel 11/ Table 11	Industri Batu Bara dan Pengilangan Minyak Bumi <i>Manufacture of Coal and Refined Petroleum Products</i>	19
Tabel 12/ Table 12	Industri Kimia dan Barang-Baran dari Bahan Kimia <i>Manufacture of Chemical and Chemical Products</i>	20
Tabel 13/ Table 13	Industri Farmasi, Produk Obat Kimia, dan Obat Tradisional <i>Manufacture of Pharmacy, Drugs, and Traditional Medicine</i>	21
Tabel 14/ Table 14	Industri Karet, Barang dari Karet, dan Plastik <i>Manufacture of Rubber, Product of Rubber, and Plastic</i>	22
Tabel 15/ Table 15	Industri Barang Galian Bukan Logam <i>Manufacture of Non Metal Quarrying Products</i>	23
Tabel 16/ Table 16	Industri Logam Dasar <i>Manufacture of Metal</i>	24

TABEL TABLE	URAIAN DESCRIPTION	HALAMAN PAGE
Tabel 17/ Table 17	Industri Barang Logam, Bukan Mesin dan Peralatannya <i>Manufacture of Metal Products, excluding Machinery and Equipment</i>	25
Tabel 18/ Table 18	Industri Komputer, barang Elektronik, dan Optik <i>Manufacture of Computers, Electronics, and Optics</i>	26
Tabel 19/ Table 19	Industri Peralatan Listrik <i>Manufacture of Electric Equipment</i>	27
Tabel 20/ Table 20	Industri Mesin dan Perlengkapan YTDL..... <i>Manufacture of Machinery and Other Equipment</i>	28
Tabel 21/ Table 21	Industri Kendaraan Bermotor, Trailer dan Semi Trailer..... <i>Manufacture of Motor Vehicles, Trailers and Semi Trailer</i>	29
Tabel 22/ Table 22	Industri Alat Angkutan Lainnya..... <i>Manufacture of Other Transport Equipment</i>	30
Tabel 23/ Table 23	Industri Furnitur..... <i>Manufacture of furniture</i>	31
Tabel 24/ Table 24	Industri Pengolahan Lainnya..... <i>Other Manufacture of Industries</i>	32
Tabel 25/ Table 25	Jasa Reparasi dan Pemasangan Mesin dan Peralatan..... <i>Services Repair and Installation of Machinery and Equipment</i>	33

Penjelasan Umum General Remarks

<https://sumut.bps.go.id>



PENJELASAN UMUM GENERAL REMARKS

I. PENDAHULUAN

Penyajian data hasil survei industri tahun 2019 ini merupakan terbitan rutin setiap tahun dan data yang disajikan dalam publikasi ini memuat keadaan sektor industri pengolahan golongan besar dan sedang.

Publikasi ini berisikan tabel-tabel mengenai jumlah perusahaan, jumlah tenaga kerja, biaya input yang digunakan, besarnya nilai produksi yang didapatkan dan nilai tambah yang dihasilkan.

II. RUANG LINGKUP

Perusahaan industri yang dicakup dalam survei ini adalah perusahaan industri besar dan sedang, yaitu perusahaan yang mempunyai tenaga kerja 20 orang atau lebih, termasuk perusahaan industri yang baru mulai memproduksi secara komersial tahun 2019.

III. PENGGUNAAN KLASIFIKASI INDUSTRI

Klasifikasi industri yang digunakan dalam survei ini adalah klasifikasi yang berdasar kepada **INTERNATIONAL STANDARD INDUSTRIAL CLASSIFICATION OF ALL ECONOMIC ACTIVITIES (ISIC)**, yang telah disesuaikan dengan kondisi di Indonesia dengan nama **KLASIFIKASI BAKU LAPANGAN USAHA INDONESIA (KBLI)**. Pada publikasi ini terdapat 1.290 perusahaan industri besar dan sedang dimulai dari KBLI 10 sampai 33.

Walaupun demikian, kode lapangan usaha dari suatu perusahaan pada KBLI ditentukan berdasarkan produksi utamanya, yaitu jenis komoditas yang dihasilkan dengan nilai paling besar (dalam rupiah). Apabila suatu perusahaan industri menghasilkan 2 jenis komoditi atau lebih dengan nilai yang sama maka produksi utama adalah komoditi yang dihasilkan dengan kuantitas terbesar.

I. INTRODUCTION

The result of the 2019 industrial surveys is continued edition in every years and the data presentated in this publication contains only condition sector industries of large and medium manufacture.

This publication is consisting of tables on the number of establishments, number of person engaged, input cost as used, value of gross output and value added produced.

II. COVERAGE

The manufacturing industries covered in this survey were large and medium establishments, e.i. all establishments that employed 20 persons or more, included all establishments that started their commercial production in 2019.

III. INDUSTRIAL CLASSIFICATION

*The industrial classification adopted in the manufacturing industry survey is based on the **INTERNATIONAL STANDARD INDUSTRIAL CLASSIFICATION OFF ALL ECONOMIC ACTIVITIES (ISIC)** modified according to local condition in Indonesia called **INDONESIAN STANDARD INDUSTRIAL CLASSIFICATION OFF ALL ECONOMIC ACTIVITIES (ISIC)**. In this publication include 1.290 manufacturing industries that subgroup starting from KBLI of 10 to 33.*

The main product of the establishment determined the ISIC of a certain establishment. This main product is the highest value (in rupiahs), of all items that manufactured by an establishment. However, if a certain manufacturing establishment produces two or more kinds of products having the same value, the main product is determined by the highest quantity.

IV. METODE PENGUMPULAN DATA

Pelaksanaan survei industri ini dilakukan dengan cara memberikan daftar pertanyaan (kuesioner) kepada semua perusahaan industri yang tergolong besar dan sedang yang tercatat dalam direktori BPS. Jadi pencacahan dalam survei ini dilakukan secara lengkap (*complete enumeration*).

V. KONSEP DAN DEFINISI

1. **Industri pengolahan** adalah suatu kegiatan ekonomi yang melakukan kegiatan mengubah suatu barang dasar secara mekanis, kimia atau dengan tangan sehingga menjadi barang jadi atau setengah jadi dan atau barang yang kurang nilainya menjadi barang yang lebih tinggi nilainya, dan sifatnya lebih dekat kepada pemakai akhir. Termasuk dalam kegiatan ini adalah kegiatan jasa industri dan pekerjaan perakitan (*assembling*).
2. **Jasa industri** adalah kegiatan industri yang melayani keperluan pihak lain. Pada kegiatan ini bahan baku disediakan oleh pihak lain sedangkan pihak pengolah hanya melakukan pengolahannya dengan mendapat imbalan sejumlah uang atau barang sebagai balas jasa (upah makloon), misalnya perusahaan penggilingan padi yang melakukan kegiatan menggiling padi/gabah petani dengan balas jasa yang diperhitungkan secara bagi hasil.
3. **Perusahaan atau usaha industri** adalah suatu unit (kesatuan) usaha yang melakukan kegiatan ekonomi, bertujuan menghasilkan barang atau jasa, terletak pada suatu bangunan atau lokasi tertentu dan mempunyai catatan administrasi tersendiri mengenai produksi dan struktur biaya serta ada seorang atau lebih yang bertanggung jawab atas usaha tersebut.

IV. METHOD OF DATA COLLECTION

This manufacturing industry survey was conducted by delivering questionnaires to all establishments that are considered being large or medium establishments recorded in the directory compiled by BPS. Therefore, this survey is conducted by applying complete enumeration approach.

V. CONCEPT AND DEFINITIONS

1. **Manufacturing industry** is defined as an economic activity engaged in processing materials and transforming, them mechanically, chemically, or by hand, into finished products and/or converting them into other goods that having higher value and closer to the ultimate user. Included in this activity is the establishments that produce processing services and assembling.
2. **Processing service** is industrial activities that serve others. In these activities, material should be supplied by others, while the processors just process and get payments from those activities as compensations, for example, a rice – milling unit processes paddy that owned by farmers, consequently the processors earn some amounts of money.
3. A **manufacturing establishment** is defined as a production unit engages in economic activity, produces goods or services, locates in a building or in a certain location, keeps a business record concerning the production and cost structure, and has a person or more that bear the responsibility of those activities.

Perusahaan industri pengolahan dibagi dalam 4 golongan, yaitu sebagai berikut:

1. Industri besar: tenaga kerja 100 orang atau lebih
2. Industri sedang: tenaga kerja 20 – 99 orang
3. Industri kecil: tenaga kerja 5 – 19 orang
4. Industri mikro: tenaga kerja 1- 4 orang.

Penggolongan sektor industri pengolahan semata-mata hanya didasarkan kepada banyaknya tenaga kerja yang bekerja di perusahaan industri tersebut, tanpa memperhatikan apakah perusahaan itu menggunakan tenaga mesin atau tidak, serta tanpa memperhatikan besarnya modal perusahaan itu.

VI. ULASAN RINGKAS

Selama tahun 2019, jumlah perusahaan industri terbesar di Sumatera Utara dilihat berdasarkan golongan (KBLI 2 digit) berada pada subsektor 10 (Industri Makanan) dengan jumlah perusahaan 554 perusahaan atau 42,95 persen dari total perusahaan di Sumatera Utara, kemudian KBLI 22 (Industri Karet, Barang dari Karet, dan Plastik) sebanyak 148 perusahaan atau 11,47 persen dari total perusahaan di Sumatera Utara.

Selain memiliki jumlah perusahaan paling banyak yaitu KBLI 10 (Industri Makanan) juga merupakan subsektor industri yang menyerap tenaga kerja terbanyak, yaitu 74.519 orang atau 42,88 persen.

Pemakaian biaya input sebagian besar digunakan untuk pembelian bahan baku mencapai 87,80 persen sisanya 12,20 persen digunakan untuk pembelian bahan bakar, tenaga listrik, gas, sewa gedung, mesin, peralatan dan pengeluaran lainnya.

Manufacturing industry sector is classified into four categories as follows :

1. *Large industry : labor of 100 persons or more*
2. *Medium industry : labor of 20 – 99 persons*
3. *Small industry : labor of 5– 19 persons*
4. *Micro industry : labor of 1 – 4 persons*

This classification is based on the number of labor without considering the use of machine powers as well as the capital values which owned by a particular establishment.

VI. CONCISE REVIEW

As long as 2019, the number of the largest establishments in Sumatera Utara by category ISIC, is in ISIC of 10 (Manufacture of Food Processing) with number of establishments 554 establishments or 42,95 percent from total number of establishments at Sumatera Utara, and then ISIC of 22 (Manufacture of Rubber, Product of Rubber and Plastic) total establishments 148 (11,47 percent) from total number of establishments at Sumatera Utara.

Beside having the most companies of the number establishments, ISIC of 10 (Manufacture of Food Processing) is the biggest industrial subsector that absorbs the most labor, severally, that is 74.519 persons or 42,88 percent.

The input value using, a lot of using for raw materials purchase, until 87,80 percent and the other 12,20 percent as used for fuel, electricity, gas, rent of building, machinery, equipment and other materials purchase.

Sedangkan nilai output yang dihasilkan selama tahun 2019, nilai terbesar bersumber dari nilai barang yang dihasilkan (nilai produksi) yaitu 84,11 persen, sementara sisanya sebanyak 15,89 persen bersumber dari tenaga listrik yang dijual, jasa industri, penerimaan lainnya. Selisih nilai stok barang setengah jadi bernilai positif yang berarti stok barang setengah jadi pada awal tahun 2019 dikurangi dengan akhir tahun 2018 masih tersedia.

Sementara nilai tambah terbesar dihasilkan oleh kelompok industri dengan KBLI 10 (Industri Makanan) dengan nilai tambah 52.358,86 milyar rupiah dan nilai tambah terkecil dihasilkan oleh industri dengan KBLI 29 (Industri Kendaraan Bermotor, Trailer dan Semi Trailer) sebesar 62,24 milyar rupiah.

Secara umum dapat disimpulkan bahwa KBLI 10 (Industri Makanan) merupakan industri paling dominan di Sumatera Utara. Komoditas unggulan dari golongan industri ini adalah Industri Minyak Kelapa Sawit serta Pengolahan dan Pengawetan Ikan. Hal ini didukung dari jumlah industri, penyerapan tenaga kerja, output yang dihasilkan dan nilai tambah terbesar untuk jenis industri ini selama tahun 2019.

While output value produced during 2019, the biggest value source of goods value produced (Good Value), which is 84,11 percent, while the remaining 15,89 percent comes from value of electricity sold, industrial services, and other revenues. The difference in the value of the stock of semi-finished goods is positive value which means the stock of semi-finished goods at the beginning of 2019 is reduced by the end of 2018 still available.

While the biggest added value produced from industry groups with ISIC of 10 (Manufacture of Food Processing) with added value 52.358,86 billion rupiahs and the smallest added value produced by industry groups with ISIC of 29 (Manufacture of Motor Vehicles, Trailers and Semi Trailer) of 62,24 billion rupiahs.

Generally concluded that ISIC of 10 (Manufacture of Food Processing) still the dominant group industry in North Sumatera Province. Leading commodities of this industrial group are the palm and oil industry and the processing and preservation of fishing industry. This support by the number of industries, employment absorption, output good produced and biggest added value for this type of industry during 2019.

TABEL-TABEL / Tables

**Karakteristik Penting Industri Manufaktur
Besar dan Sedang Dirinci menurut
Golongan Industri (KBLI)**

***Important Characteristics of Large and Medium
Manufacturing Industrial
Detailed according by ISIC***



<https://scribd.com/document/115044444/Tables>

Tabel 1/ *Table 1*
 Beberapa Karakteristik Penting Industri Besar dan Sedang, 2019
Main Characteristics of Large and Medium Manufacturing Industries, 2019
 SUMATERA UTARA

Jenis Industri- : <i>Industrial type</i>	Total KBLI Keseluruhan Industri Besar dan Sedang <i>Manufacturing Industries of Large and Medium By Total ISIC</i>	Total
<i>Uraian – Description</i>		<i>Nilai – Value</i>
A. Jumlah perusahaan – <i>Number of establishment</i> (Bh – <i>Number</i>)		1,290
B. Jumlah tenaga kerja – <i>Number of person engaged</i> (Orang – <i>Person</i>)		173,359
a. Tenaga kerja produksi – <i>Production workers</i>		141,209
1. Laki-laki – <i>Male</i>		101,278
2. Perempuan – <i>Female</i>		39,931
b. Tenaga kerja lainnya – <i>Others</i>		32,150
1. Laki-laki – <i>Male</i>		21,600
2. Perempuan – <i>Female</i>		10,550
C. Pengeluaran untuk tenaga kerja – <i>Employment costs</i> (000.Rp)		10,383,095,629
D. Nilai Taksiran barang modal tetap dan penambahan/pengurangan/perbaikan barang <i>Estimated value of fixed capital and Addition, major repairs, reduction, and sale of capital goods</i> (000.Rp)		80,972,811,191
1. Pembelian, penambahan dan pembuatan/perbaikan besar – <i>Purchase/addition and construction/major repairs</i>		78,416,744,923
2. Penjualan/pengurangan barang modal – <i>Sale/reduction of fixed capital</i>		2,556,066,268
E. Biaya input – <i>Input costs</i> (000.Rp)		186,038,473,574
1. Bahan baku – <i>Raw materials</i>		163,340,830,845
2. Bahan bakar, tenaga listrik dan gas – <i>Fuel, electricity and gas</i>		4,774,982,417
3. Barang lainnya (di luar bahan baku/penolong) – <i>Other materials (excluding raw materials)</i>		17,698,583,703
4. Sewa gedung, mesin dan alat-alat – <i>Rent of building, machinery and equipment</i>		224,076,609
F. Nilai output – <i>Value of gross output</i> (000.Rp)		306,236,990,878
1. Barang yang dihasilkan – <i>Goods produced</i>		257,570,533,083
2. Tenaga listrik yang dijual – <i>Value of electricity sold</i>		26,675,044,669
3. Pendapatan dari jasa industri – <i>Manufacturing services</i>		12,831,151,216
4. Pendapatan lainnya – <i>Other revenue</i>		9,568,004,491
5. Selisih nilai stok barang setengah jadi – <i>Increase in stock of semi finished goods</i>		(407,742,581)
G. Nilai tambah (harga pasar) – <i>Value added at market prices</i> (000.Rp)		120,198,517,307
H. Pajak tidak langsung – <i>Indirect taxes</i> (000.Rp)		5,751,371,233
I. Nilai tambah (biaya faktor produksi) – <i>Value added at factor costs</i> (000.Rp)		114,447,146,074

Tabel 2/ Table 2
Beberapa Karakteristik Penting Industri Besar dan Sedang, 2019
Main Characteristics of Large and Medium Manufacturing Industries, 2019
SUMATERA UTARA

Jenis Industri- : Industri Makanan
Industrial type Manufacture of Food Processing

Uraian – Description

A. Jumlah perusahaan – *Number of establishment (Bh – Number)*

B. Jumlah tenaga kerja – *Number of person engaged (Orang – Person)*

a. Tenaga kerja produksi – *Production workers*

1. Laki-laki – *Male*

2. Perempuan – *Female*

b. Tenaga kerja lainnya – *Others*

1. Laki-laki – *Male*

2. Perempuan – *Female*

C. Pengeluaran untuk tenaga kerja – *Employment costs (000.Rp)*

D. Nilai Taksiran barang modal tetap dan penambahan/pengurangan/perbaikan barang modal tetap
Estimated value of fixed capital and Addition, major repairs, reduction, and sale of capital goods (000.Rp)

1. Pembelian, penambahan dan pembuatan/perbaikan besar –

Purchase/addition and construction/major repairs

2. Penjualan/pengurangan barang modal – *Sale/reduction of fixed capital*

E. Biaya input – *Input costs (000.Rp)*

1. Bahan baku – *Raw materials*

2. Bahan bakar, tenaga listrik dan gas – *Fuel, electricity and gas*

3. Barang lainnya (di luar bahan baku/penolong) – *Other materials (excluding raw materials)*

4. Sewa gedung, mesin dan alat-alat – *Rent of building, machinery and equipment*

F. Nilai output – *Value of gross output (000.Rp)*

1. Barang yang dihasilkan – *Goods produced*

2. Tenaga listrik yang dijual – *Value of electricity sold*

3. Pendapatan dari jasa industri – *Manufacturing services*

4. Pendapatan lainnya – *Other revalue*

5. Selisih nilai stok barang setengah jadi – *Increase in stock of semi finished goods*

G. Nilai tambah (harga pasar) – *Value added at market prices (000.Rp)*

H. Pajak tidak langsung – *Indirect taxes (000.Rp)*

I. Nilai tambah (biaya faktor produksi) – *Value added at factor costs (000.Rp)*

Tabel 3/ Table 3
 Beberapa Karakteristik Penting Industri Besar dan Sedang, 2019
Main Characteristics of Large and Medium Manufacturing Industries, 2019
 SUMATERA UTARA

KBLI Jenis Industri- : 10 <i>Industrial type</i>	Industri Minuman <i>Manufacture of Beverage Processing</i>
Nilai – Value Uraian – Description	
554	A. Jumlah perusahaan – <i>Number of establishment (Bh – Number)</i>
74,272	B. Jumlah tenaga kerja – <i>Number of person engaged (Orang – Person)</i>
56,936	a. Tenaga kerja produksi – <i>Production workers</i>
40,148	1. Laki-laki – <i>Male</i>
16,788	2. Perempuan – <i>Female</i>
17,336	b. Tenaga kerja lainnya – <i>Others</i>
11,533	1. Laki-laki – <i>Male</i>
5,803	2. Perempuan – <i>Female</i>
4,870,454,238	C. Pengeluaran untuk tenaga kerja – <i>Employment costs (000.Rp)</i>
45,886,359,282	D. Nilai Taksiran barang modal tetap dan penambahan/pengurangan/perbaikan barang modal – <i>Estimated value of fixed capital and Addition, major repairs, reduction, and sale of capital goods (000.Rp)</i>
44,988,335,647	1. Pembelian, penambahan dan pembuatan/perbaikan besar – <i>Purchase/addition and construction/major repairs</i>
898,023,635	2. Penjualan/pengurangan barang modal – <i>Sale/reduction of fixed capital</i>
129,549,026,986	E. Biaya input – <i>Input costs (000.Rp)</i>
115,848,481,963	1. Bahan baku – <i>Raw materials</i>
2,337,968,706	2. Bahan bakar, tenaga listrik dan gas – <i>Fuel, electricity and gas</i>
11,280,234,820	3. Barang lainnya (di luar bahan baku/penolong) – <i>Other materials (excluding raw materials)</i>
82,341,497	4. Sewa gedung, mesin dan alat-alat – <i>Rent of building, machinery and equipment</i>
184,977,755,487	F. Nilai output – <i>Value of gross output (000.Rp)</i>
175,406,962,010	1. Barang yang dihasilkan – <i>Goods produced</i>
3,014,976	2. Tenaga listrik yang dijual – <i>Value of electricity sold</i>
3,822,797,417	3. Pendapatan dari jasa industri – <i>Manufacturing services</i>
6,503,788,850	4. Pendapatan lainnya – <i>Other revenue</i>
(758,807,766)	5. Selisih nilai stok barang setengah jadi – <i>Increase in stock of semi finished goods</i>
55,808,132,384	G. Nilai tambah (harga pasar) – <i>Value added at market prices (000.Rp)</i>
3,449,271,977	H. Pajak tidak langsung – <i>Indirect taxes (000.Rp)</i>
52,358,860,407	I. Nilai tambah (biaya faktor produksi) – <i>Value added at factor costs (000.Rp)</i>

KBLI Jenis Industri- : 11 <i>Industrial type</i>	Industri Pengolahan Tembakau <i>Manufacture of processed tobacco</i>
Nilai – Value Uraian – <i>Description</i>	
28 A. Jumlah perusahaan – <i>Number of establishment (Bh – Number)</i>	
2,777	B. Jumlah tenaga kerja – <i>Number of person engaged (Orang – Person)</i>
2,147	a. Tenaga kerja produksi – <i>Production workers</i>
1,357	1. Laki-laki – <i>Male</i>
790	2. Perempuan – <i>Female</i>
630	b. Tenaga kerja lainnya – <i>Others</i>
441	1. Laki-laki – <i>Male</i>
189	2. Perempuan – <i>Female</i>
141,720,155 C. Pengeluaran untuk tenaga kerja – <i>Employment costs (000.Rp)</i>	
5,542,864,776	D. Nilai Taksiran barang modal tetap dan penambahan/pengurangan/perbaikan barang modal – <i>Estimated value of fixed capital and Addition, major repairs, reduction, and sale of capital goods (000.Rp)</i>
5,542,814,776	1. Pembelian, penambahan dan pembuatan/perbaikan besar – <i>Purchase/addition and construction/major repairs</i>
50,000	2. Penjualan/pengurangan barang modal – <i>Sale/reduction of fixed capital</i>
616,015,894	E. Biaya input – <i>Input costs (000.Rp)</i>
417,163,844	1. Bahan baku – <i>Raw materials</i>
49,362,533	2. Bahan bakar, tenaga listrik dan gas – <i>Fuel, electricity and gas</i>
146,377,856	3. Barang lainnya (di luar bahan baku/penolong) – <i>Other materials (excluding raw materials)</i>
3,111,661	4. Sewa gedung, mesin dan alat-alat – <i>Rent of building, machinery and equipment</i>
1,504,045,997	F. Nilai output – <i>Value of gross output (000.Rp)</i>
1,425,888,567	1. Barang yang dihasilkan – <i>Goods produced</i>
-	2. Tenaga listrik yang dijual – <i>Value of electricity sold</i>
5,310,973	3. Pendapatan dari jasa industri – <i>Manufacturing services</i>
17,304,719	4. Pendapatan lainnya – <i>Other revenue</i>
55,541,738	5. Selisih nilai stok barang setengah jadi – <i>Increase in stock of semi finished goods</i>
888,030,103 G. Nilai tambah (harga pasar) – <i>Value added at market prices (000.Rp)</i>	
7,099,961 H. Pajak tidak langsung – <i>Indirect taxes (000.Rp)</i>	
880,930,142 I. Nilai tambah (biaya faktor produksi) – <i>Value added at factor costs (000.Rp)</i>	

Tabel 5/ Table 5
 Beberapa Karakteristik Penting Industri Besar dan Sedang, 2019
Main Characteristics of Large and Medium Manufacturing Industries, 2019
 SUMATERA UTARA

KBLI Jenis Industri- : 12 <i>Industrial type</i>	Industri Tekstil <i>Manufacture of Textiles</i>
Nilai – Value Uraian – <i>Description</i>	
7 A. Jumlah perusahaan – <i>Number of establishment (Bh – Number)</i>	
3,519	B. Jumlah tenaga kerja – <i>Number of person engaged (Orang – Person)</i>
3,474	a. Tenaga kerja produksi – <i>Production workers</i>
2,670	1. Laki-laki – <i>Male</i>
804	2. Perempuan – <i>Female</i>
45	b. Tenaga kerja lainnya – <i>Others</i>
25	1. Laki-laki – <i>Male</i>
20	2. Perempuan – <i>Female</i>
271,316,577 C. Pengeluaran untuk tenaga kerja – <i>Employment costs (000.Rp)</i>	
99,730,841	D. Nilai Taksiran barang modal tetap dan penambahan/pengurangan/perbaikan barang modal – <i>Estimated value of fixed capital and Addition, major repairs, reduction, and sale of capital goods (000.Rp)</i>
99,723,341	1. Pembelian, penambahan dan pembuatan/perbaikan besar – <i>Purchase/addition and construction/major repairs</i>
7,500	2. Penjualan/pengurangan barang modal – <i>Sale/reduction of fixed capital</i>
4,321,388,989	E. Biaya input – <i>Input costs (000.Rp)</i>
3,878,790,274	1. Bahan baku – <i>Raw materials</i>
41,856,405	2. Bahan bakar, tenaga listrik dan gas – <i>Fuel, electricity and gas</i>
399,154,556	3. Barang lainnya (di luar bahan baku/penolong) – <i>Other materials (excluding raw materials)</i>
1,587,754	4. Sewa gedung, mesin dan alat-alat – <i>Rent of building, machinery and equipment</i>
6,999,955,679	F. Nilai output – <i>Value of gross output (000.Rp)</i>
7,034,986,386	1. Barang yang dihasilkan – <i>Goods produced</i>
-	2. Tenaga listrik yang dijual – <i>Value of electricity sold</i>
127,248	3. Pendapatan dari jasa industri – <i>Manufacturing services</i>
4,054,413	4. Pendapatan lainnya – <i>Other revenue</i>
(39,212,368)	5. Selisih nilai stok barang setengah jadi – <i>Increase in stock of semi finished goods</i>
2,678,575,190 G. Nilai tambah (harga pasar) – <i>Value added at market prices (000.Rp)</i>	
141,473,134 H. Pajak tidak langsung – <i>Indirect taxes (000.Rp)</i>	
2,537,102,056 I. Nilai tambah (biaya faktor produksi) – <i>Value added at factor costs (000.Rp)</i>	

Tabel 6/ Table 6
Beberapa Karakteristik Penting Industri Besar dan Sedang, 2019
Main Characteristics of Large and Medium Manufacturing Industries,
SUMATERA UTARA

KBLI Jenis Industri- : Industri Pakaian Jadi	
13 Industrial type Manufacture of Wearing Apparel	
Nilai – Value Uraian – Description	
24 A. Jumlah perusahaan – Number of establishment (Bh – Number)	
2,517	B. Jumlah tenaga kerja – Number of person engaged (Orang – Person)
2,237	a. Tenaga kerja produksi – Production workers
855	1. Laki-laki – Male
1,382	2. Perempuan – Female
280	b. Tenaga kerja lainnya – Others
198	1. Laki-laki – Male
82	2. Perempuan – Female
118,264,770	C. Pengeluaran untuk tenaga kerja – Employment costs (000.Rp)
14,833,502	D. Nilai Taksiran barang modal tetap dan penambahan/pengurangan/perbaikan barang modal tetap – Estimated value of fixed capital and Addition, major repairs, reduction, and sale of capital goods (000.Rp)
11,606,852	1. Pembelian, penambahan dan pembuatan/perbaikan besar – Purchase/addition and construction/major repairs
3,226,650	2. Penjualan/pengurangan barang modal – Sale/reduction of fixed capital
341,930,757	E. Biaya input – Input costs (000.Rp)
273,974,948	1. Bahan baku – Raw materials
24,128,984	2. Bahan bakar, tenaga listrik dan gas – Fuel, electricity and gas
43,760,987	3. Barang lainnya (di luar bahan baku/penolong) – Other materials (excluding raw materials)
65,838	4. Sewa gedung, mesin dan alat-alat – Rent of building, machinery and equipment
605,167,562	F. Nilai output – Value of gross output (000.Rp)
489,461,618	1. Barang yang dihasilkan – Goods produced
-	2. Tenaga listrik yang dijual – Value of electricity sold
50,094,190	3. Pendapatan dari jasa industri – Manufacturing services
39,432,581	4. Pendapatan lainnya – Other revenue
26,179,173	5. Selisih nilai stok barang setengah jadi – Increase in stock of semi finished goods
263,236,805	G. Nilai tambah (harga pasar) – Value added at market prices (000.Rp)
23,282,088	H. Pajak tidak langsung – Indirect taxes (000.Rp)
239,954,717	I. Nilai tambah (biaya faktor produksi) – Value added at factor costs (000.Rp)

KBLI Jenis Industri- : Industri Kulit, Barang dari Kulit dan Alas Kaki	
14 Industrial type Manufacture of lanning, dressing of leather and foot wear	
Nilai – Value	Uraian – Description
	22 A. Jumlah perusahaan – Number of establishment (Bh – Number)
691	B. Jumlah tenaga kerja – Number of person engaged (Orang – Person)
658	a. Tenaga kerja produksi – Production workers
208	1. Laki-laki – Male
450	2. Perempuan – Female
33	b. Tenaga kerja lainnya – Others
13	1. Laki-laki – Male
20	2. Perempuan – Female
18,089,866	C. Pengeluaran untuk tenaga kerja – Employment costs (000.Rp)
1,929,950	D. Nilai Taksiran barang modal tetap dan penambahan/pengurangan/perbaikan bar: Estimated value of fixed capital and Addition, major repairs, reduction, and sale of ca (000.Rp)
1,929,950	1. Pembelian, penambahan dan pembuatan/perbaikan besar – Purchase/addition and construction/major repairs
-	2. Penjualan/pengurangan barang modal – Sale/reduction of fixed capital
48,786,342	E. Biaya input – Input costs (000.Rp)
42,258,261	1. Bahan baku – Raw materials
1,049,519	2. Bahan bakar, tenaga listrik dan gas – Fuel, electricity and gas
5,222,757	3. Barang lainnya (di luar bahan baku/penolong) – Other materials (excluding raw
255,805	4. Sewa gedung, mesin dan alat-alat – Rent of building, machinery and equipmen
110,255,201	F. Nilai output – Value of gross output (000.Rp)
96,732,905	1. Barang yang dihasilkan – Goods produced
-	2. Tenaga listrik yang dijual – Value of electricity sold
4,863,483	3. Pendapatan dari jasa industri – Manufacturing services
8,564,861	4. Pendapatan lainnya – Other revalue
93,952	5. Selisih nilai stok barang setengah jadi – Increase in stock of semi finished good
61,468,859	G. Nilai tambah (harga pasar) – Value added at market prices (000.Rp)
282,834	H. Pajak tidak langsung – Indirect taxes (000.Rp)
61,186,025	I. Nilai tambah (biaya faktor produksi) – Value added at factor costs (000.Rp)

)
2019

KBLI <i>Industrial type</i>	
15	
Nilai – Value Uraian – <i>Description</i>	
11	A. Jumlah perusahaana
1,376	B. Jumlah tenaga kerja
1,253	a. Tenaga kerja pri
559	1. Laki-laki – l
694	2. Perempuan
123	b. Tenaga kerja lai
82	1. Laki-laki – l
41	2. Perempuan
68,261,426	C. Pengeluaran untuk
16,110,352	D. Nilai Taksiran bara
<i>capital goods</i>	<i>Estimated value of</i>
	<i>(000.Rp)</i>
16,110,352	1. Pembelian, pen
-	<i>Purchase/additi</i>
	2. Penjualan/peng
407,204,158	E. Biaya input – <i>Input</i>
254,861,589	1. Bahan baku – <i>f</i>
61,924,546	2. Bahan bakar, te
89,684,336	3. Barang lainnya
733,687	4. Sewa gedung, r
930,057,394	F. Nilai output – <i>Value</i>
861,053,320	1. Barang yang di
-	2. Tenaga listrik ya
53,099,040	3. Pendapatan dar
16,147,302	4. Pendapatan lain
(242,268)	5. Selisih nilai stok
522,853,236	G. Nilai tambah (harg
5,015,516	H. Pajak tidak langsur
517,837,720	I. Nilai tambah (biaya

Tabel 8/ Table 8
 Beberapa Karakteristik Penting Industri Besar dan Sedang, 2019
 Main Characteristics of Large and Medium Manufacturing Industries, 2019
 SUMATERA UTARA

dan Barang Anyaman dari Bambu, Rotan dan sejenisnya Manufacture of wood, goods from wood and cork (excluding furniture) Woven goods from Bamboo and Rattan	KBLI Jenis Industri- : 16 Industrial type	
	Nilai – Value	Uraian – Description
jumlah – Number of establishment (Bh – Number)	88	A. Jumlah perusahaan
jumlah tenaga kerja – Number of person engaged (Orang – Person)	12,211	B. Jumlah tenaga kerja
produksi – Production workers	10,952	a. Tenaga kerja pria
laki-laki – Male	7,723	1. Laki-laki – Male
wanita – Female	3,229	2. Perempuan
lainnya – Others	1,259	b. Tenaga kerja lain
laki-laki – Male	801	1. Laki-laki – Male
wanita – Female	458	2. Perempuan
biaya tenaga kerja – Employment costs (000.Rp)	566,477,985	C. Pengeluaran untuk
barang modal tetap dan penambahan/pengurangan/perbaikan barang modal tetap fixed capital and Addition, major repairs, reduction, and sale of capital goods	425,877,080	D. Nilai Taksiran barang modal Estimated value of (000.Rp)
penambahan dan pembuatan/perbaikan besar – Addition and construction/major repairs	423,974,580	1. Pembelian, penambahan
pengurangan barang modal – Sale/reduction of fixed capital	1,902,500	2. Penjualan/pengurangan
biaya tenaga kerja – Employment costs (000.Rp)	3,530,220,278	E. Biaya input – Input
Bahan baku – Raw materials	2,677,279,742	1. Bahan baku – Raw materials
tenaga listrik dan gas – Fuel, electricity and gas	220,189,485	2. Bahan bakar, tenaga listrik
(di luar bahan baku/penolong) – Other materials (excluding raw materials)	631,049,070	3. Barang lainnya
sewa gedung dan alat-alat – Rent of building, machinery and equipment	1,701,981	4. Sewa gedung, alat-alat
nilai output – Value of gross output (000.Rp)	5,665,356,253	F. Nilai output – Value of gross output
barang dihasilkan – Goods produced	5,149,254,379	1. Barang yang dihasilkan
listrik yang dijual – Value of electricity sold	-	2. Tenaga listrik yang dijual
biaya jasa industri – Manufacturing services	367,292,629	3. Pendapatan dari jasa industri
lainnya – Other revalue	74,454,243	4. Pendapatan lain
kenaikan barang setengah jadi – Increase in stock of semi finished goods	74,355,002	5. Selisih nilai stok
nilai tambah di pasar – Value added at market prices (000.Rp)	2,135,135,975	G. Nilai tambah (harga pasar)
Pajak – Indirect taxes (000.Rp)	189,014,831	H. Pajak tidak langsung
nilai tambah faktor produksi – Value added at factor costs (000.Rp)	1,946,121,144	I. Nilai tambah (biaya faktor produksi)

Tabel 9/ Table 9
 Beberapa Karakteristik Penting Industri Besar dan Sedang, 2019
 Main Characteristics of Large and Medium Manufacturing Industries, 2019
 SUMATERA UTARA

Industri Kertas dan Barang dari Kertas <i>Manufacture of papers and papers products</i>	KBLI Jenis Industri- : 17 <i>Industrial type</i>	
	Nilai – Value	Uraian – Description
<i>n</i> – Number of establishment (Bh – Number)	20	A. Jumlah perusahaan
<i>a</i> – Number of person engaged (Orang – Person)	4,160	B. Jumlah tenaga kerja
Produksi – Production workers	3,179	a. Tenaga kerja pri
<i>Male</i>	2,626	1. Laki-laki – M
– Female	553	2. Perempuan
<i>Others</i>	981	b. Tenaga kerja lai
<i>Male</i>	772	1. Laki-laki – M
– Female	209	2. Perempuan
<i>Costs tenaga kerja – Employment costs</i> (000.Rp)	378,253,311	C. Pengeluaran untuk
<i>Modal tetap dan penambahan/pengurangan/perbaikan barang modal tetap –</i> <i>fixed capital and Addition, major repairs, reduction, and sale of capital goods</i>	2,071,507,890	D. Nilai Taksiran bara <i>Estimated value of</i> <i>(000.Rp)</i>
<i>Pembangunan dan pembuatan/perbaikan besar –</i> <i>Construction and construction/major repairs</i>	2,071,449,210	1. Pembelian, pen <i>Purchase/additi</i>
<i>Pengurangan barang modal – Sale/reduction of fixed capital</i>	58,680	2. Penjualan/peng
<i>Biaya tenaga kerja – Employment costs</i> (000.Rp)	3,334,089,414	E. Biaya input – <i>Input</i>
<i>Bahan baku – Raw materials</i>	2,783,953,424	1. Bahan baku – <i>F</i>
<i>Biaya tenaga listrik dan gas – Fuel, electricity and gas</i>	161,313,502	2. Bahan bakar, te
<i>(di luar bahan baku/penolong) – Other materials (excluding raw materials)</i>	380,363,912	3. Barang lainnya
<i>Sewa mesin dan alat-alat – Rent of building, machinery and equipment</i>	8,458,576	4. Sewa gedung, r
<i>Nilai output kasar – Value of gross output</i> (000.Rp)	5,159,568,424	F. Nilai output – <i>Value</i>
<i>Produk – Goods produced</i>	4,812,495,168	1. Barang yang di
<i>Nilai tenaga listrik yang dijual – Value of electricity sold</i>	-	2. Tenaga listrik ya
<i>Nilai jasa industri – Manufacturing services</i>	252,679,781	3. Pendapatan dar
<i>Nilai lainnya – Other revalue</i>	84,414,196	4. Pendapatan lain
<i>Peningkatan barang setengah jadi – Increase in stock of semi finished goods</i>	9,979,279	5. Selisih nilai stok
<i>Nilai tambah di pasar – Value added at market prices</i> (000.Rp)	1,825,479,013	G. Nilai tambah (harg
<i>Pajak tidak langsung – Indirect taxes</i> (000.Rp)	18,727,469	H. Pajak tidak langsur
<i>Nilai tambah (biaya faktor produksi) – Value added at factor costs</i> (000.Rp)	1,806,751,544	I. Nilai tambah (biaya

Tabel 10/Table 10
Beberapa Karakteristik Penting Industri Besar dan Sedang, 2019
Main Characteristics of Large and Medium Manufacturing Industries, 2019
SUMATERA UTARA

Industri Pencetakan dan Reproduksi Media Rekaman <i>Manufacture of printing and Recording Media Production</i>	KBLI Jenis Industri- : 18 <i>Industrial type</i>	
	Nilai – Value	Uraian – Description
<i>n</i> – Number of establishment (Bh – Number)	31	A. Jumlah perusahaan
<i>l</i> – Number of person engaged (Orang – Person)	2,101	B. Jumlah tenaga kerja
Produksi – Production workers	1,872	a. Tenaga kerja pr
<i>Male</i>	1,498	1. Laki-laki – <i>M</i>
– Female	374	2. Perempuan
<i>Others</i>	229	b. Tenaga kerja lai
<i>Male</i>	141	1. Laki-laki – <i>M</i>
– Female	88	2. Perempuan
<i>Costs of employment</i> – Employment costs (000.Rp)	128,068,379	C. Pengeluaran untuk
<i>Fixed capital and Addition, major repairs, reduction, and sale of capital goods</i>	14,799,260,701	D. Nilai Taksiran bara <i>Estimated value of (000.Rp)</i>
<i>Investment and construction/major repairs</i>	14,799,115,019	1. Pembelian, pen <i>Purchase/additi</i>
<i>Sale/reduction of fixed capital</i>	145,682	2. Penjualan/peng
<i>Costs (000.Rp)</i>	1,661,313,927	E. Biaya input – <i>Input</i>
<i>Raw materials</i>	1,462,477,991	1. Bahan baku – <i>f</i>
<i>Energy and gas – Fuel, electricity and gas</i>	21,980,688	2. Bahan bakar, te
<i>(excluding raw materials) – Other materials (excluding raw materials)</i>	174,309,508	3. Barang lainnya
<i>Rent of building, machinery and equipment</i>	2,545,740	4. Sewa gedung, t
<i>Value of gross output (000.Rp)</i>	2,505,593,206	F. Nilai output – <i>Value</i>
<i>Goods produced</i>	2,316,366,589	1. Barang yang dif
<i>Value of electricity sold</i>	-	2. Tenaga listrik ya
<i>Manufacturing services</i>	36,799,042	3. Pendapatan dar
<i>Other revalue</i>	148,962,611	4. Pendapatan lain
<i>Increase in stock of semi finished goods</i>	3,464,964	5. Selisih nilai stok
<i>Value added at market prices (000.Rp)</i>	844,279,279	G. Nilai tambah (harg
<i>Indirect taxes (000.Rp)</i>	9,510,371	H. Pajak tidak langsur
<i>Value added at factor costs (000.Rp)</i>	834,768,908	I. Nilai tambah (biaya

Tabel 11/ Table 11
 Beberapa Karakteristik Penting Industri Besar dan Sedang, 2019
 Main Characteristics of Large and Medium Manufacturing Industries, 2019
 SUMATERA UTARA

Industri Batu Bara dan Pengilangan Minyak Bumi <i>Manufacture of Coal and Refined Petroleum Products</i>	KBLI Jenis Industri- : 19 <i>Industrial type</i>	
	Nilai – Value	Uraian – Description
<i>n</i> – Number of establishment (Bh – Number)	3	A. Jumlah perusahaan
<i>ja</i> – Number of person engaged (Orang – Person)	114	B. Jumlah tenaga kerja
Produksi – Production workers	49	a. Tenaga kerja pri
<i>Male</i>	49	1. Laki-laki – M
– Female	-	2. Perempuan
<i>lainnya</i> – Others	65	b. Tenaga kerja lai
<i>Male</i>	60	1. Laki-laki – M
– Female	5	2. Perempuan
<i>Biaya tenaga kerja</i> – Employment costs (000.Rp)	7,163,900	C. Pengeluaran untuk
<i>Modal tetap dan penambahan/pengurangan/perbaikan barang modal tetap</i> <i>fixed capital and Addition, major repairs, reduction, and sale of capital goods</i>	2,800,000	D. Nilai Taksiran bara <i>Estimated value of</i> <i>(000.Rp)</i>
<i>Penambahan dan pembuatan/perbaikan besar</i> – <i>Investment and construction/major repairs</i>	2,800,000	1. Pembelian, pen <i>Purchase/addit</i>
<i>Pengurangan barang modal</i> – <i>Sale/reduction of fixed capital</i>	-	2. Penjualan/peng
<i>Biaya tenaga kerja</i> (000.Rp)	31,152,492	E. Biaya input – <i>Input</i>
<i>Bahan baku</i> <i>Raw materials</i>	25,556,051	1. Bahan baku – <i>F</i>
<i>Biaya tenaga listrik dan gas</i> – <i>Fuel, electricity and gas</i>	5,391,441	2. Bahan bakar, te
<i>Biaya lain-lain (di luar bahan baku/penolong)</i> – <i>Other materials (excluding raw materials)</i>	171,000	3. Barang lainnya
<i>Biaya sewa mesin dan alat-alat</i> – <i>Rent of building, machinery and equipment</i>	34,000	4. Sewa gedung, r
<i>Nilai output kotor</i> (000.Rp)	71,064,000	F. Nilai output – <i>Value</i>
<i>Produk jadi</i> – <i>Goods produced</i>	70,904,000	1. Barang yang dih
<i>Nilai tenaga listrik yang dijual</i> – <i>Value of electricity sold</i>	-	2. Tenaga listrik ya
<i>Nilai jasa industri</i> – <i>Manufacturing services</i>	160,000	3. Pendapatan dar
<i>Nilai lain-lain</i> – <i>Other revalue</i>	-	4. Pendapatan lain
<i>Peningkatan barang setengah jadi</i> – <i>Increase in stock of semi finished goods</i>	-	5. Selisih nilai stok
<i>Nilai tambah di pasar</i> – <i>Value added at market prices</i> (000.Rp)	39,911,508	G. Nilai tambah (harg
<i>Pajak tidak langsung</i> – <i>Indirect taxes</i> (000.Rp)	3,505,000	H. Pajak tidak langsu
<i>Nilai tambah (biaya faktor produksi)</i> – <i>Value added at factor costs</i> (000.Rp)	36,406,508	I. Nilai tambah (biaya

Tabel 12/ Table 12
 Beberapa Karakteristik Penting Industri Besar dan Sedang, 2019
 Main Characteristics of Large and Medium Manufacturing Industries, 2019
 SUMATERA UTARA

Industri Kimia dan Barang-Barang dari Bahan Kimia <i>Manufacture of chemical and chemical products</i>	KBLI Jenis Industri- : 20 <i>Industrial type</i>	
	Nilai – Value	Uraian – Description
<i>n</i> – Number of establishment (Bh – Number)	58	A. Jumlah perusahaan
<i>l</i> – Number of person engaged (Orang – Person)	5,929	B. Jumlah tenaga kerja
Produksi – Production workers	4,526	a. Tenaga kerja pri
Male	3,128	1. Laki-laki – M
– Female	1,398	2. Perempuan
lainnya – Others	1,403	b. Tenaga kerja lai
Male	1,021	1. Laki-laki – M
– Female	382	2. Perempuan
Biaya tenaga kerja – Employment costs (000.Rp)	322,487,763	C. Pengeluaran untuk
Modal tetap dan penambahan/pengurangan/perbaikan barang modal tetap – <i>fixed capital and Addition, major repairs, reduction, and sale of capital goods</i>	187,157,902	D. Nilai Taksiran bara <i>Estimated value of (000.Rp)</i>
Penambahan dan pembuatan/perbaikan besar –	186,026,501	1. Pembelian, pen <i>Purchase/additi</i>
Pengurangan barang modal – <i>Sale/reduction of fixed capital</i>	1,131,401	2. Penjualan/peng
Biaya tenaga kerja (000.Rp)	10,191,218,483	E. Biaya input – <i>Input</i>
Bahan baku – <i>Raw materials</i>	8,667,412,063	1. Bahan baku – <i>F</i>
Biaya listrik dan gas – <i>Fuel, electricity and gas</i>	148,637,243	2. Bahan bakar, te
Biaya lain (di luar bahan baku/penolong) – <i>Other materials (excluding raw materials)</i>	1,364,008,905	3. Barang lainnya
Sewa gedung dan alat-alat – <i>Rent of building, machinery and equipment</i>	11,160,272	4. Sewa gedung, r
Nilai output kotor (000.Rp)	14,558,277,359	F. Nilai output – <i>Value</i>
Produk – <i>Goods produced</i>	13,278,600,570	1. Barang yang di
Elektrik yang dijual – <i>Value of electricity sold</i>	-	2. Tenaga listrik ya
Jasa industri – <i>Manufacturing services</i>	93,862,508	3. Pendapatan dar
lainnya – <i>Other revalue</i>	1,167,457,318	4. Pendapatan lain
Peningkatan barang setengah jadi – <i>Increase in stock of semi finished goods</i>	18,356,963	5. Selisih nilai stok
Nilai tambah di pasar – <i>Value added at market prices</i> (000.Rp)	4,367,058,876	G. Nilai tambah (harg
Pajak tidak langsung – <i>Indirect taxes</i> (000.Rp)	45,239,987	H. Pajak tidak langsu
Nilai tambah (biaya faktor produksi) – <i>Value added at factor costs</i> (000.Rp)	4,321,818,889	I. Nilai tambah (biaya

Tabel 13/ Table 13
 Beberapa Karakteristik Penting Industri Besar dan Sedang, 2019
 Main Characteristics of Large and Medium Manufacturing Industries, 2019
 SUMATERA UTARA

Industri Farmasi, Produk Obat Kimia, dan Obat Tradisional <i>Manufacture of Pharmacy, Drugs, and Traditional Medicine</i>	KBLI Jenis Industri- : 21 <i>Industrial type</i>	
	Nilai – Value	Uraian – Description
<i>n</i> – Number of establishment (Bh – Number)	7	A. Jumlah perusahaan
<i>l</i> – Number of person engaged (Orang – Person)	729	B. Jumlah tenaga kerja
Produksi – Production workers	632	a. Tenaga kerja pri
Male	236	1. Laki-laki – M
– Female	396	2. Perempuan
lainnya – Others	97	b. Tenaga kerja lai
Male	54	1. Laki-laki – M
– Female	43	2. Perempuan
Biaya tenaga kerja – Employment costs (000.Rp)	36,436,460	C. Pengeluaran untuk
Biaya modal tetap dan penambahan/pengurangan/perbaikan barang modal tetap <i>fixed capital and Addition, major repairs, reduction, and sale of capital goods</i>	2,298,948	D. Nilai Taksiran bar <i>Estimated value of (000.Rp)</i>
Penambahan dan pembuatan/perbaikan besar – <i>addition and construction/major repairs</i>	1,998,329	1. Pembelian, pen <i>Purchase/additi</i>
Pengurangan barang modal – <i>Sale/reduction of fixed capital</i>	300,619	2. Penjualan/peng
Biaya bahan baku (000.Rp)	186,244,543	E. Biaya input – <i>Input</i>
Bahan baku <i>Raw materials</i>	164,694,535	1. Bahan baku – <i>f</i>
Biaya listrik dan gas – <i>Fuel, electricity and gas</i>	2,342,186	2. Bahan bakar, te
(di luar bahan baku/penolong) – <i>Other materials (excluding raw materials)</i>	19,126,778	3. Barang lainnya
Sewa mesin dan alat-alat – <i>Rent of building, machinery and equipment</i>	81,044	4. Sewa gedung, r
Nilai output kotor (000.Rp)	391,254,284	F. Nilai output – <i>Value</i>
Produk jadi – <i>Goods produced</i>	298,450,707	1. Barang yang di
Nilai tenaga listrik yang dijual – <i>Value of electricity sold</i>	-	2. Tenaga listrik ye
Nilai jasa industri – <i>Manufacturing services</i>	48,272,457	3. Pendapatan dar
lainnya – <i>Other revalue</i>	44,093,313	4. Pendapatan lain
Peningkatan barang setengah jadi – <i>Increase in stock of semi finished goods</i>	437,807	5. Selisih nilai stok
Nilai tambah di pasar – <i>Value added at market prices</i> (000.Rp)	205,009,741	G. Nilai tambah (harg
Nilai pajak tidak langsung – <i>Indirect taxes</i> (000.Rp)	2,715,423	H. Pajak tidak langsur
Nilai tambah faktor produksi – <i>Value added at factor costs</i> (000.Rp)	202,294,318	I. Nilai tambah (biaya

Tabel 14/ Table 14
 Beberapa Karakteristik Penting Industri Besar dan Sedang, 2019
 Main Characteristics of Large and Medium Manufacturing Industries, 2019
 SUMATERA UTARA

Industri Karet, Barang dari Karet, dan Plastik <i>Manufacture of Rubber, Product of Rubber, and Plastic</i>	KBLI Jenis Industri- : 22 <i>Industrial type</i>	
	Nilai – Value	Uraian – Description
<i>n</i> – Number of establishment (Bh – Number)	148	A. Jumlah perusahaan
<i>l</i> – Number of person engaged (Orang – Person)	29,917	B. Jumlah tenaga kerja
Produksi – Production workers	25,593	a. Tenaga kerja pri
Male	18,155	1. Laki-laki – M
– Female	7,438	2. Perempuan
lainnya – Others	4,324	b. Tenaga kerja lai
Male	2,862	1. Laki-laki – M
– Female	1,462	2. Perempuan
Biaya tenaga kerja – Employment costs (000.Rp)	1,631,935,712	C. Pengeluaran untuk
Modal tetap dan penambahan/pengurangan/perbaikan barang modal tetap <i>fixed capital and Addition, major repairs, reduction, and sale of capital goods</i>	6,056,694,287	D. Nilai Taksiran bara <i>Estimated value of (000.Rp)</i>
Penambahan dan pembuatan/perbaikan besar – <i>addition and construction/major repairs</i>	4,677,924,611	1. Pembelian, pen <i>Purchase/additi</i>
Pengurangan barang modal – <i>Sale/reduction of fixed capital</i>	1,378,769,676	2. Penjualan/peng
Biaya tenaga kerja – Employment costs (000.Rp)	14,571,210,436	E. Biaya input – <i>Input</i>
Bahan baku – <i>Raw materials</i>	13,346,731,321	1. Bahan baku – <i>f</i>
Biaya tenaga listrik dan gas – <i>Fuel, electricity and gas</i>	582,538,052	2. Bahan bakar, te
(di luar bahan baku/penolong) – <i>Other materials (excluding raw materials)</i>	583,904,101	3. Barang lainnya
Sewa mesin dan alat-alat – <i>Rent of building, machinery and equipment</i>	58,036,962	4. Sewa gedung, r
Nilai output kotor (000.Rp)	21,954,684,880	F. Nilai output – <i>Value</i>
Produk – <i>Goods produced</i>	21,164,109,507	1. Barang yang di
Nilai tenaga listrik yang dijual – <i>Value of electricity sold</i>	8,087,719	2. Tenaga listrik ya
Biaya jasa industri – <i>Manufacturing services</i>	68,688,959	3. Pendapatan dar
lainnya – <i>Other revalue</i>	461,309,886	4. Pendapatan lain
Peningkatan barang setengah jadi – <i>Increase in stock of semi finished goods</i>	252,488,809	5. Selisih nilai stok
Nilai tambah di pasar – <i>Value added at market prices (000.Rp)</i>	7,383,474,444	G. Nilai tambah (harg
Pajak tidak langsung – <i>Indirect taxes (000.Rp)</i>	1,027,368,336	H. Pajak tidak langsur
Nilai tambah faktor produksi – <i>Value added at factor costs (000.Rp)</i>	6,356,106,108	I. Nilai tambah (biaya

Tabel 15/ Table 15
 Beberapa Karakteristik Penting Industri Besar dan Sedang, 2019
 Main Characteristics of Large and Medium Manufacturing Industries, 2019
 SUMATERA UTARA

Industri Barang Galian Bukan Logam <i>Manufacture of Non Metal Quarrying Products</i>	KBLI Jenis Industri- : 23 <i>Industrial type</i>	
	Nilai – Value	Uraian – Description
<i>n</i> – Number of establishment (Bh – Number)	77	A. Jumlah perusahaan
<i>l</i> – Number of person engaged (Orang – Person)	8,536	B. Jumlah tenaga kerja
Produksi – Production workers	7,028	a. Tenaga kerja pri
<i>Male</i>	6,351	1. Laki-laki – M
– Female	677	2. Perempuan
<i>Others</i>	1,508	b. Tenaga kerja lai
<i>Male</i>	1,042	1. Laki-laki – M
– Female	466	2. Perempuan
<i>Costs of employment</i> – Employment costs (000.Rp)	445,306,202	C. Pengeluaran untuk
<i>Fixed capital</i> – Addition, major repairs, reduction, and sale of fixed capital	1,406,271,640	D. Nilai Taksiran bara <i>Estimated value of (000.Rp)</i>
<i>Construction and major repairs</i>	1,405,031,586	1. Pembelian, pen <i>Purchase/additi</i>
<i>Sale/reduction of fixed capital</i>	1,240,054	2. Penjualan/peng
<i>Input costs</i> (000.Rp)	5,147,073,381	E. Biaya input – <i>Input</i>
<i>Raw materials</i>	3,568,290,803	1. Bahan baku – <i>F</i>
<i>Fuel, electricity and gas</i>	755,742,557	2. Bahan bakar, te
<i>Other materials (excluding raw materials)</i>	814,676,036	3. Barang lainnya
<i>Rent of building, machinery and equipment</i>	8,363,985	4. Sewa gedung, r
<i>Value of gross output</i> (000.Rp)	8,388,647,126	F. Nilai output – <i>Value</i>
<i>Goods produced</i>	8,126,215,389	1. Barang yang dih
<i>Value of electricity sold</i>	969,750	2. Tenaga listrik ya
<i>Manufacturing services</i>	66,737,365	3. Pendapatan dar
<i>Other revalue</i>	438,980,436	4. Pendapatan lain
<i>Increase in stock of semi finished goods</i>	(244,255,814)	5. Selisih nilai stok
<i>Value added at market prices</i> (000.Rp)	3,241,573,745	G. Nilai tambah (harg
<i>Indirect taxes</i> (000.Rp)	41,825,420	H. Pajak tidak langsur
<i>Value added at factor costs</i> (000.Rp)	3,199,748,325	I. Nilai tambah (biaya

Tabel 16/ Table 16
 Beberapa Karakteristik Penting Industri Besar dan Sedang, 2019
 Main Characteristics of Large and Medium Manufacturing Industries, 2019
 SUMATERA UTARA

Industri Logam Dasar <i>Manufacture of Metal</i>	KBLI Jenis Industri- : 24 <i>Industrial type</i>	
	Nilai – Value	Uraian – Description
<i>n</i> – Number of establishment (Bh – Number)	19	A. Jumlah perusahaan
<i>l</i> a – Number of person engaged (Orang – Person)	4,510	B. Jumlah tenaga kerja
Produksi – Production workers	3,522	a. Tenaga kerja pri
<i>Male</i>	3,316	1. Laki-laki – <i>M</i>
– Female	206	2. Perempuan
<i>Others</i>	988	b. Tenaga kerja lai
<i>Male</i>	756	1. Laki-laki – <i>M</i>
– Female	232	2. Perempuan
<i>Costs of employment</i> – Employment costs (000.Rp)	236,942,468	C. Pengeluaran untuk
<i>Fixed capital</i> – Addition, major repairs, reduction, and sale of fixed capital	3,604,426,957	D. Nilai Taksiran bara <i>Estimated value of (000.Rp)</i>
<i>Construction and major repairs</i>	3,565,702,128	1. Pembelian, pen <i>Purchase/additi</i>
<i>Sale/reduction of fixed capital</i>	38,724,829	2. Penjualan/peng
<i>Input costs</i> (000.Rp)	7,470,806,208	E. Biaya input – <i>Input</i>
<i>Raw materials</i>	6,032,448,420	1. Bahan baku – <i>f</i>
<i>Fuel, electricity and gas</i>	199,667,179	2. Bahan bakar, te
<i>Other materials (excluding raw materials)</i>	1,211,134,355	3. Barang lainnya
<i>Rent of building, machinery and equipment</i>	27,556,254	4. Sewa gedung, r
<i>Value of gross output</i> (000.Rp)	42,069,671,443	F. Nilai output – <i>Value</i>
<i>Goods produced</i>	8,508,262,694	1. Barang yang di
<i>Value of electricity sold</i>	26,662,970,722	2. Tenaga listrik ya
<i>Manufacturing services</i>	7,101,614,811	3. Pendapatan dar
<i>Other revalue</i>	53,099,157	4. Pendapatan lain
<i>Increase in stock of semi finished goods</i>	(256,275,941)	5. Selisih nilai stok
<i>Value added at market prices</i> (000.Rp)	34,598,865,235	G. Nilai tambah (harg
<i>Indirect taxes</i> (000.Rp)	675,805,355	H. Pajak tidak langsur
<i>Value added at factor costs</i> (000.Rp)	33,923,059,880	I. Nilai tambah (biaya

Tabel 17/ Table 17
 Beberapa Karakteristik Penting Industri Besar dan Sedang, 2019
 Main Characteristics of Large and Medium Manufacturing Industries, 2019
 SUMATERA UTARA

Industri Barang Logam, Bukan Mesin dan Peralatannya <i>Manufacture of Metal Products, excluding Machinery and Equipment</i>	KBLI Jenis Industri- : 25 Industrial type	
	Nilai – Value	Uraian – Description
<i>n – Number of establishment (Bh – Number)</i>	62	A. Jumlah perusahaan
<i>ia – Number of person engaged (Orang – Person)</i>	4,861	B. Jumlah tenaga kerja
<i>roduksi – Production workers</i>	4,030	a. Tenaga kerja pri
<i>Male</i>	3,510	1. Laki-laki – M
<i>– Female</i>	520	2. Perempuan
<i>nya – Others</i>	831	b. Tenaga kerja lai
<i>Male</i>	598	1. Laki-laki – M
<i>– Female</i>	233	2. Perempuan
<i>tenaga kerja – Employment costs (000.Rp)</i>	281,936,945	C. Pengeluaran untuk
<i>ng modal tetap dan penambahan/pengurangan/perbaikan barang modal tetap – fixed capital and Addition, major repairs, reduction, and sale of capital goods</i>	239,861,053	D. Nilai Taksiran bara <i>Estimated value of (000.Rp)</i>
<i>ambahan dan pembuatan/perbaikan besar – ion and construction/major repairs</i>	60,197,303	1. Pembelian, pen <i>Purchase/additi</i>
<i>urungan barang modal – Sale/reduction of fixed capital</i>	179,663,750	2. Penjualan/peng
<i>costs (000.Rp)</i>	1,388,370,666	E. Biaya input – <i>Input</i>
<i>Raw materials</i>	1,184,430,871	1. Bahan baku – <i>F</i>
<i>enaga listrik dan gas – Fuel, electricity and gas</i>	34,236,212	2. Bahan bakar, te
<i>(di luar bahan baku/penolong) – Other materials (excluding raw materials)</i>	166,938,597	3. Barang lainnya
<i>mesin dan alat-alat – Rent of building, machinery and equipment</i>	2,764,986	4. Sewa gedung, r
<i>ne of gross output (000.Rp)</i>	2,620,287,110	F. Nilai output – <i>Value</i>
<i>hasilkan – Goods produced</i>	2,412,347,693	1. Barang yang dih
<i>ng dijual – Value of electricity sold</i>	-	2. Tenaga listrik ya
<i>i jasa industri – Manufacturing services</i>	28,292,529	3. Pendapatan dar
<i>nya – Other revalue</i>	135,440,489	4. Pendapatan lain
<i>barang setengah jadi – Increase in stock of semi finished goods</i>	44,206,399	5. Selisih nilai stok
<i>a pasar) – Value added at market prices (000.Rp)</i>	1,231,916,444	G. Nilai tambah (harg
<i>ng – Indirect taxes (000.Rp)</i>	38,399,099	H. Pajak tidak langsur
<i>faktor produksi) – Value added at factor costs (000.Rp)</i>	1,193,517,345	I. Nilai tambah (biaya

Tabel 18/ Table 18
 Beberapa Karakteristik Penting Industri Besar dan Sedang, 2019
 Main Characteristics of Large and Medium Manufacturing Industries, 2019
 SUMATERA UTARA

Industri Komputer, Barang Elektronik, dan Optik <i>Manufacture of Computers, Electronics, and Optics</i>	KBLI Jenis Industri- : 26 <i>Industrial type</i>	
	Nilai – Value	Uraian – Description
<i>n</i> – Number of establishment (Bh – Number)	6	A. Jumlah perusahaan
<i>l</i> – Number of person engaged (Orang – Person)	1,350	B. Jumlah tenaga kerja
Produksi – Production workers	1,283	a. Tenaga kerja pri
Male	127	1. Laki-laki – M
– Female	1,156	2. Perempuan
lainnya – Others	67	b. Tenaga kerja lai
Male	38	1. Laki-laki – M
– Female	29	2. Perempuan
Biaya tenaga kerja – Employment costs (000.Rp)	34,102,295	C. Pengeluaran untuk
Perubahan modal tetap dan penambahan/pengurangan/perbaikan barang modal tetap <i>fixed capital and Addition, major repairs, reduction, and sale of capital goods</i>	-	D. Nilai Taksiran bara <i>Estimated value of (000.Rp)</i>
Penambahan dan pembuatan/perbaikan besar – <i>addition and construction/major repairs</i>	-	1. Pembelian, pen <i>Purchase/additi</i>
Pengurangan barang modal – <i>Sale/reduction of fixed capital</i>	-	2. Penjualan/peng
Biaya bahan baku (000.Rp)	96,623,447	E. Biaya input – <i>Input</i>
Bahan baku – <i>Raw materials</i>	79,045,821	1. Bahan baku – <i>f</i>
Biaya tenaga listrik dan gas – <i>Fuel, electricity and gas</i>	4,250,644	2. Bahan bakar, te
(di luar bahan baku/penolong) – <i>Other materials (excluding raw materials)</i>	10,866,591	3. Barang lainnya
Sewa mesin dan alat-alat – <i>Rent of building, machinery and equipment</i>	2,460,391	4. Sewa gedung, r
Nilai output kotor (000.Rp)	276,287,251	F. Nilai output – <i>Value</i>
Produk – <i>Goods produced</i>	261,823,867	1. Barang yang dih
Yang dijual – <i>Value of electricity sold</i>	-	2. Tenaga listrik ya
Jasa industri – <i>Manufacturing services</i>	3,363,300	3. Pendapatan dar
Lainnya – <i>Other revalue</i>	10,840,273	4. Pendapatan lain
Peningkatan barang setengah jadi – <i>Increase in stock of semi finished goods</i>	259,811	5. Selisih nilai stok
Nilai tambah di pasar – <i>Value added at market prices (000.Rp)</i>	179,663,804	G. Nilai tambah (harg
Pajak tidak langsung – <i>Indirect taxes (000.Rp)</i>	3,002,565	H. Pajak tidak langsu
Nilai tambah (biaya faktor produksi) – <i>Value added at factor costs (000.Rp)</i>	176,661,239	I. Nilai tambah (biaya

Tabel 19/ Table 19
 Beberapa Karakteristik Penting Industri Besar dan Sedang, 2019
 Main Characteristics of Large and Medium Manufacturing Industries, 2019
 SUMATERA UTARA

Industri Peralatan Listrik <i>Manufacture of Electric Equipment</i>	KBLI Jenis Industri- : 27 <i>Industrial type</i>	
	Nilai – Value	Uraian – Description
<i>n</i> – Number of establishment (Bh – Number)	15	A. Jumlah perusahaan
<i>l</i> – Number of person engaged (Orang – Person)	3,773	B. Jumlah tenaga kerja
Produksi – Production workers	3,126	a. Tenaga kerja pri
Male	2,124	1. Laki-laki – M
– Female	1,002	2. Perempuan
lainnya – Others	647	b. Tenaga kerja lai
Male	397	1. Laki-laki – M
– Female	250	2. Perempuan
Biaya tenaga kerja – Employment costs (000.Rp)	337,833,166	C. Pengeluaran untuk
Biaya modal tetap dan penambahan/pengurangan/perbaikan barang modal tetap – <i>fixed capital and Addition, major repairs, reduction, and sale of capital goods</i>	57,159,088	D. Nilai Taksiran bara <i>Estimated value of (000.Rp)</i>
Penambahan dan pembuatan/perbaikan besar – <i>addition and construction/major repairs</i>	55,172,777	1. Pembelian, pen <i>Purchase/additi</i>
Pengurangan barang modal – <i>Sale/reduction of fixed capital</i>	1,986,311	2. Penjualan/peng
Biaya tenaga kerja (000.Rp)	1,404,784,174	E. Biaya input – <i>Input</i>
Bahan baku – <i>Raw materials</i>	1,254,833,144	1. Bahan baku – <i>F</i>
Biaya tenaga listrik dan gas – <i>Fuel, electricity and gas</i>	62,117,088	2. Bahan bakar, te
(di luar bahan baku/penolong) – <i>Other materials (excluding raw materials)</i>	85,551,908	3. Barang lainnya
Sewa mesin dan alat-alat – <i>Rent of building, machinery and equipment</i>	2,282,034	4. Sewa gedung, r
Nilai output kotor (000.Rp)	3,844,404,103	F. Nilai output – <i>Value</i>
Produk – <i>Goods produced</i>	3,463,970,811	1. Barang yang dih
Nilai tenaga listrik yang dijual – <i>Value of electricity sold</i>	-	2. Tenaga listrik ya
Nilai jasa industri – <i>Manufacturing services</i>	141,961,434	3. Pendapatan dar
Nilai lainnya – <i>Other revalue</i>	235,174,706	4. Pendapatan lain
Peningkatan barang setengah jadi – <i>Increase in stock of semi finished goods</i>	3,297,152	5. Selisih nilai stok
Nilai tambah di pasar – <i>Value added at market prices (000.Rp)</i>	2,439,619,929	G. Nilai tambah (harg
Nilai pajak tidak langsung – <i>Indirect taxes (000.Rp)</i>	22,900,657	H. Pajak tidak langsur
Nilai tambah (biaya faktor produksi) – <i>Value added at factor costs (000.Rp)</i>	2,416,719,272	I. Nilai tambah (biaya

Tabel 20/ Table 20
 Beberapa Karakteristik Penting Industri Besar dan Sedang, 2019
 Main Characteristics of Large and Medium Manufacturing Industries, 2019
 SUMATERA UTARA

Industri Mesin dan Perlengkapan YTDL <i>Manufacture of Machinery and Other Equipment</i>	KBLI Jenis Industri- : 28 <i>Industrial type</i>	
	Nilai – Value	Uraian – Description
<i>n</i> – Number of establishment (Bh – Number)	27	A. Jumlah perusahaan
<i>l</i> – Number of person engaged (Orang – Person)	2,216	B. Jumlah tenaga kerja
Produksi – Production workers	1,950	a. Tenaga kerja pria
Male	1,621	1. Laki-laki – Male
– Female	329	2. Perempuan
lainnya – Others	266	b. Tenaga kerja lain
Male	154	1. Laki-laki – Male
– Female	112	2. Perempuan
Biaya tenaga kerja – Employment costs (000.Rp)	153,097,352	C. Pengeluaran untuk
Modal tetap dan penambahan/pengurangan/perbaikan barang modal tetap <i>fixed capital and Addition, major repairs, reduction, and sale of capital goods</i>	203,935,221	D. Nilai Taksiran barang <i>Estimated value of (000.Rp)</i>
Penambahan dan pembuatan/perbaikan besar – <i>addition and construction/major repairs</i>	202,107,740	1. Pembelian, pembelian <i>Purchase/addition</i>
Pengurangan barang modal – <i>Sale/reduction of fixed capital</i>	1,827,481	2. Penjualan/pengurangan <i>Sale/reduction</i>
Biaya tenaga kerja – <i>Employment costs (000.Rp)</i>	670,868,542	E. Biaya input – <i>Input</i>
Bahan baku – <i>Raw materials</i>	521,554,695	1. Bahan baku – <i>Raw materials</i>
Biaya tenaga listrik dan gas – <i>Fuel, electricity and gas</i>	21,913,493	2. Bahan bakar, tenaga <i>Fuel, electricity and gas</i>
(di luar bahan baku/penolong) – <i>Other materials (excluding raw materials)</i>	119,391,619	3. Barang lainnya <i>Other materials (excluding raw materials)</i>
Sewa mesin dan alat-alat – <i>Rent of building, machinery and equipment</i>	8,008,735	4. Sewa gedung, mesin <i>Rent of building, machinery and equipment</i>
Nilai output kotor (000.Rp)	1,204,950,767	F. Nilai output – <i>Value of gross output (000.Rp)</i>
Produk – <i>Goods produced</i>	1,023,073,050	1. Barang yang dihasilkan <i>Goods produced</i>
Listrik yang dijual – <i>Value of electricity sold</i>	-	2. Tenaga listrik yang <i>Value of electricity sold</i>
Jasa industri – <i>Manufacturing services</i>	158,718,343	3. Pendapatan dari <i>Manufacturing services</i>
lainnya – <i>Other revalue</i>	16,638,079	4. Pendapatan lain <i>Other revalue</i>
Barang setengah jadi – <i>Increase in stock of semi finished goods</i>	6,521,295	5. Selisih nilai stok <i>Increase in stock of semi finished goods</i>
Nilai tambah (harga pasar) – <i>Value added at market prices (000.Rp)</i>	534,082,225	G. Nilai tambah (harga <i>Value added at market prices (000.Rp)</i>
Pajak tidak langsung – <i>Indirect taxes (000.Rp)</i>	26,879,405	H. Pajak tidak langsung <i>Indirect taxes (000.Rp)</i>
Nilai tambah (biaya faktor produksi) – <i>Value added at factor costs (000.Rp)</i>	507,202,820	I. Nilai tambah (biaya <i>Value added at factor costs (000.Rp)</i>

Tabel 21/ Table 21
 Beberapa Karakteristik Penting Industri Besar dan Sedang, 2019
 Main Characteristics of Large and Medium Manufacturing Industries, 2019
 SUMATERA UTARA

Industri Kendaraan Bermotor, Trailer dan Semi Trailer <i>Manufacture of Motor Vehicles, Trailers and Semi Trailer</i>	KBLI Jenis Industri- : 29 <i>Industrial type</i>
Nilai – Value	Uraian – Description
<i>n</i> – Number of establishment (Bh – Number)	7 A. Jumlah perusahaan
<i>l</i> – Number of person engaged (Orang – Person)	254 B. Jumlah tenaga kerja
Produksi – Production workers	214 a. Tenaga kerja pr
<i>Male</i>	199 1. Laki-laki – <i>M</i>
– Female	15 2. Perempuan
<i>Others</i>	40 b. Tenaga kerja lai
<i>Male</i>	24 1. Laki-laki – <i>M</i>
– Female	16 2. Perempuan
<i>Costs of employment</i> – Employment costs (000.Rp)	8,712,696 C. Pengeluaran untuk
<i>Fixed capital and Addition, major repairs, reduction, and sale of capital goods</i>	- D. Nilai Taksiran bara <i>Estimated value of (000.Rp)</i>
<i>Investment and construction/major repairs</i>	- 1. Pembelian, pen <i>Purchase/additi</i>
<i>Sale/reduction of fixed capital</i>	- 2. Penjualan/peng
<i>Costs (000.Rp)</i>	106,992,683 E. Biaya input – <i>Input</i>
<i>Raw materials</i>	100,923,611 1. Bahan baku – <i>f</i>
<i>Energy and gas – Fuel, electricity and gas</i>	1,126,168 2. Bahan bakar, te
<i>(di luar bahan baku/penolong) – Other materials (excluding raw materials)</i>	4,805,937 3. Barang lainnya
<i>Rent of building, machinery and equipment</i>	136,967 4. Sewa gedung, r
<i>Value of gross output (000.Rp)</i>	169,895,644 F. Nilai output – <i>Value</i>
<i>Goods produced</i>	165,876,976 1. Barang yang di
<i>Value of electricity sold</i>	- 2. Tenaga listrik ya
<i>Manufacturing services</i>	655,189 3. Pendapatan dar
<i>Other revalue</i>	3,364,357 4. Pendapatan lain
<i>Increase in stock of semi finished goods</i>	(878) 5. Selisih nilai stok
<i>Value added at market prices (000.Rp)</i>	62,902,961 G. Nilai tambah (harg
<i>Indirect taxes (000.Rp)</i>	658,092 H. Pajak tidak langsur
<i>Value added at factor costs (000.Rp)</i>	62,244,869 I. Nilai tambah (biaya

Tabel 22/ Table 22
 Beberapa Karakteristik Penting Industri Besar dan Sedang, 2019
 Main Characteristics of Large and Medium Manufacturing Industries, 2019
 SUMATERA UTARA

Industri Alat Angkutan Lainnya <i>Manufacture of Other Transport Equipment</i>	KBLI Jenis Industri- : 30 <i>Industrial type</i>	
	Nilai – Value	Uraian – Description
<i>n</i> – Number of establishment (Bh – Number)	4	A. Jumlah perusahaan
<i>ja</i> – Number of person engaged (Orang – Person)	250	B. Jumlah tenaga kerja
Produksi – Production workers	209	a. Tenaga kerja pri
<i>Male</i>	121	1. Laki-laki – M
– Female	88	2. Perempuan
<i>nya</i> – Others	41	b. Tenaga kerja lai
<i>Male</i>	30	1. Laki-laki – M
– Female	11	2. Perempuan
<i>biaya</i> tenaga kerja – Employment costs (000.Rp)	12,002,283	C. Pengeluaran untuk
<i>biaya</i> modal tetap dan penambahan/pengurangan/perbaikan barang modal tetap <i>fixed capital and Addition, major repairs, reduction, and sale of capital goods</i>	86,123	D. Nilai Taksiran bara <i>Estimated value of (000.Rp)</i>
<i>biaya</i> tambahan dan pembuatan/perbaikan besar – <i>addition and construction/major repairs</i>	86,123	1. Pembelian, pen <i>Purchase/additi</i>
<i>biaya</i> pengurangan barang modal – Sale/reduction of fixed capital	-	2. Penjualan/peng
<i>biaya</i> bahan baku (000.Rp)	87,036,463	E. Biaya input – <i>Input</i>
<i>Raw materials</i>	69,825,848	1. Bahan baku – <i>f</i>
<i>biaya</i> tenaga listrik dan gas – Fuel, electricity and gas	1,739,993	2. Bahan bakar, te
(di luar bahan baku/penolong) – Other materials (excluding raw materials)	14,295,674	3. Barang lainnya
<i>biaya</i> mesin dan alat-alat – Rent of building, machinery and equipment	1,174,948	4. Sewa gedung, r
<i>nilai</i> gross output (000.Rp)	151,614,532	F. Nilai output – <i>Value</i>
<i>hasil</i> – Goods produced	142,456,118	1. Barang yang dih
<i>nilai</i> yang dijual – Value of electricity sold	-	2. Tenaga listrik ya
<i>biaya</i> jasa industri – Manufacturing services	680,467	3. Pendapatan dar
<i>lain</i> nya – Other revalue	8,432,183	4. Pendapatan lain
<i>biaya</i> barang setengah jadi – Increase in stock of semi finished goods	45,764	5. Selisih nilai stok
<i>nilai</i> pasar) – Value added at market prices (000.Rp)	64,578,069	G. Nilai tambah (harg
<i>nilai</i> pajak – Indirect taxes (000.Rp)	1,431,641	H. Pajak tidak langsur
<i>nilai</i> faktor produksi) – Value added at factor costs (000.Rp)	63,146,428	I. Nilai tambah (biaya

Tabel 23/ Table 23
 Beberapa Karakteristik Penting Industri Besar dan Sedang, 2019
 Main Characteristics of Large and Medium Manufacturing Industries, 2019
 SUMATERA UTARA

Industri Furnitur <i>Manufacture of furniture</i>	KBLI Jenis Industri- : 31 <i>Industrial type</i>
Nilai – Value Uraian – Description	
jumlah – Number of establishment (Bh – Number)	51 A. Jumlah perusahaan
jumlah tenaga kerja – Number of person engaged (Orang – Person)	4,984 B. Jumlah tenaga kerja
produksi – Production workers	4,444 a. Tenaga kerja pria
laki-laki – Male	3,201 1. Laki-laki – Male
– Female	1,243 2. Perempuan
lainnya – Others	540 b. Tenaga kerja lain
laki-laki – Male	321 1. Laki-laki – Male
– Female	219 2. Perempuan
biaya tenaga kerja – Employment costs (000.Rp)	185,410,949 C. Pengeluaran untuk
barang modal tetap dan penambahan/pengurangan/perbaikan barang modal tetap – <i>fixed capital and Addition, major repairs, reduction, and sale of capital goods</i>	245,614,116 D. Nilai Taksiran barang modal tetap – <i>Estimated value of (000.Rp)</i>
penambahan dan pembuatan/perbaikan besar – <i>addition and construction/major repairs</i>	196,606,616 1. Pembelian, penambahan – <i>Purchase/addition</i>
pengurangan barang modal – <i>Sale/reduction of fixed capital</i>	49,007,500 2. Penjualan/pengurangan – <i>Sale/reduction</i>
biaya tenaga kerja – Employment costs (000.Rp)	391,039,978 E. Biaya input – <i>Input</i>
Bahan baku – <i>Raw materials</i>	346,646,819 1. Bahan baku – <i>Raw materials</i>
tenaga listrik dan gas – <i>Fuel, electricity and gas</i>	18,841,886 2. Bahan bakar, tenaga listrik – <i>Fuel, electricity</i>
(di luar bahan baku/penolong) – <i>Other materials (excluding raw materials)</i>	24,751,883 3. Barang lainnya – <i>Other materials</i>
sewa mesin dan alat-alat – <i>Rent of building, machinery and equipment</i>	799,390 4. Sewa gedung, alat-alat – <i>Rent of building, machinery and equipment</i>
nilai output kotor – <i>Value of gross output (000.Rp)</i>	843,384,498 F. Nilai output – <i>Value of gross output (000.Rp)</i>
barang dihasilkan – <i>Goods produced</i>	787,093,280 1. Barang yang dihasilkan – <i>Goods produced</i>
energi yang dijual – <i>Value of electricity sold</i>	1,502 2. Tenaga listrik yang dijual – <i>Value of electricity sold</i>
biaya jasa industri – <i>Manufacturing services</i>	4,487,430 3. Pendapatan dari jasa industri – <i>Manufacturing services</i>
lainnya – <i>Other revalue</i>	35,392,327 4. Pendapatan lain – <i>Other revalue</i>
kenaikan barang setengah jadi – <i>Increase in stock of semi finished goods</i>	16,409,959 5. Selisih nilai stok barang setengah jadi – <i>Increase in stock of semi finished goods</i>
nilai tambah di pasar – <i>Value added at market prices (000.Rp)</i>	452,344,520 G. Nilai tambah (harga pasar) – <i>Value added at market prices (000.Rp)</i>
biaya pajak – <i>Indirect taxes (000.Rp)</i>	15,173,301 H. Pajak tidak langsung – <i>Indirect taxes (000.Rp)</i>
nilai tambah faktor produksi) – <i>Value added at factor costs (000.Rp)</i>	437,171,219 I. Nilai tambah (biaya faktor produksi) – <i>Value added at factor costs (000.Rp)</i>

Tabel 24/ Table 24
 Beberapa Karakteristik Penting Industri Besar dan Sedang, 2019
 Main Characteristics of Large and Medium Manufacturing Industries, 2019
 SUMATERA UTARA

Industri Pengolahan Lainnya <i>Other Manufacture of Industries nec</i>	KBLI Jenis Industri- : 32 <i>Industrial type</i>
Nilai – Value Uraian – Description	
n – Number of establishment (Bh – Number)	13 A. Jumlah perusahaan
a – Number of person engaged (Orang – Person)	803 B. Jumlah tenaga kerja
roduksi – Production workers	611 a. Tenaga kerja pr
Male	236 1. Laki-laki – /
– Female	375 2. Perempuan
nnya – Others	192 b. Tenaga kerja lai
Male	115 1. Laki-laki – /
– Female	77 2. Perempuan
tenaga kerja – Employment costs (000.Rp)	42,362,553 C. Pengeluaran untuk
ng modal tetap dan penambahan/pengurangan/perbaikan barang modal tetap – <i>fixed capital and Addition, major repairs, reduction, and sale of capital goods</i>	- D. Nilai Taksiran bara <i>Estimated value of (000.Rp)</i>
ambahan dan pembuatan/perbaikan besar – <i>ion and construction/major repairs</i>	- 1. Pembelian, pen <i>Purchase/additi</i>
urangan barang modal – <i>Sale/reduction of fixed capital</i>	- 2. Penjualan/peng
costs (000.Rp)	25,258,936 E. Biaya input – <i>Input</i>
Raw materials	21,330,582 1. Bahan baku – <i>f</i>
enaga listrik dan gas – <i>Fuel, electricity and gas</i>	811,296 2. Bahan bakar, te
(di luar bahan baku/penolong) – <i>Other materials (excluding raw materials)</i>	3,098,133 3. Barang lainnya
mesin dan alat-alat – <i>Rent of building, machinery and equipment</i>	18,925 4. Sewa gedung, r
ne of gross output (000.Rp)	96,712,433 F. Nilai output – <i>Value</i>
hasilkan – <i>Goods produced</i>	92,067,326 1. Barang yang di
ng dijual – <i>Value of electricity sold</i>	- 2. Tenaga listrik ye
i jasa industri – <i>Manufacturing services</i>	435,141 3. Pendapatan dar
nya – <i>Other revalue</i>	4,034,439 4. Pendapatan lain
barang setengah jadi – <i>Increase in stock of semi finished goods</i>	175,527 5. Selisih nilai stok
a pasar) – <i>Value added at market prices (000.Rp)</i>	71,453,497 G. Nilai tambah (harg
ng – <i>Indirect taxes (000.Rp)</i>	1,332,631 H. Pajak tidak langsur
faktor produksi) – <i>Value added at factor costs (000.Rp)</i>	70,120,866 I. Nilai tambah (biaya

Tabel 25/ Table 25
 Beberapa Karakteristik Penting Industri Besar dan Sedang, 2019
 Main Characteristics of Large and Medium Manufacturing Industries, 2019
 SUMATERA UTARA

Jasa Reparasi dan Pemasangan Mesin dan Peralatan <i>Services Repair and Installation of Machinery and Equipment</i>	KBLI 33
Nilai – Value	
<i>n</i> – Number of establishment (Bh – Number)	8
<i>l</i> a – Number of person engaged (Orang – Person)	1,509
roduksi – Production workers	1,284
<i>l</i> ale	1,260
– Female	24
nnya – Others	225
<i>l</i> ale	122
– Female	103
<i>l</i> tenaga kerja – Employment costs (000.Rp)	86,458,178
ng modal tetap dan penambahan/pengurangan/perbaikan barang modal tetap – <i>fixed capital and Addition, major repairs, reduction, and sale of capital goods</i>	108,031,482
ambahan dan pembuatan/perbaikan besar – <i>ion and construction/major repairs</i>	108,031,482
urungan barang modal – <i>Sale/reduction of fixed capital</i>	-
<i>l</i> costs (000.Rp)	459,816,397
Raw materials	317,864,225
enaga listrik dan gas – <i>Fuel, electricity and gas</i>	15,852,611
(di luar bahan baku/penolong) – <i>Other materials (excluding raw materials)</i>	125,704,384
mesin dan alat-alat – <i>Rent of building, machinery and equipment</i>	395,177
<i>l</i> of gross output (000.Rp)	758,687,862
hasilkan – <i>Goods produced</i>	182,080,153
ng dijual – <i>Value of electricity sold</i>	-
i jasa industri – <i>Manufacturing services</i>	520,157,480
nya – <i>Other revalue</i>	56,623,752
barang setengah jadi – <i>Increase in stock of semi finished goods</i>	(173,523)
a pasar) – <i>Value added at market prices</i> (000.Rp)	298,871,465
ng – <i>Indirect taxes</i> (000.Rp)	1,456,140
faktor produksi) – <i>Value added at factor costs</i> (000.Rp)	297,415,325



Sensus
Penduduk
2020

DATA

MENCERDASKAN BANGSA

Enlighten The Nation



**BADAN PUSAT STATISTIK
PROVINSI SUMATERA UTARA**

BPS - Statistics of Sumatera Utara Province

Jl. Asrama No. 179 Medan 20123

Telp : (061) 8452343, Fax : (061) 8452773

Homepage : <http://sumut.bps.go.id> E-mail : bps1200@bps.go.id

ISSN 2356-1203



9 772356 120008