



Katalog : 8202019

**BULETIN
STATISTIK PERDAGANGAN LUAR NEGERI**

EKSPOR

**MENURUT HARMONIZED SYSTEM
MEI 2022**



BADAN PUSAT STATISTIK

**BULETIN
STATISTIK PERDAGANGAN LUAR NEGERI**

EKSPOR

**MENURUT HARMONIZED SYSTEM
MEI 2022**



Buletin Statistik Perdagangan Luar Negeri Ekspor Menurut HS, Mei 2022

ISSN : 2745-3987

No. Publikasi: 06100.2235

Katalog: 8202019

Ukuran Buku: -

Jumlah Halaman: vi + 273 halaman

Naskah t:

Direktorat Statistik Distribusi

Penyunting:

Direktorat Statistik Distribusi

Desain Kover oleh:

Direktorat Diseminasi Statistik

Penerbit:

© BPS RI

Sumber Ilustrasi: -

Dilarang mengumumkan, mendistribusikan, mengkomunikasikan, dan/atau menggandakan sebagian atau seluruh isi buku ini untuk tujuan komersial tanpa izin tertulis dari Badan Pusat Statistik

KATA PENGANTAR

Buletin Statistik Perdagangan Luar Negeri Ekspor yang diterbitkan secara bulanan memuat data ekspor menurut 21 kelompok penggolongan barang, HS (*Harmonized System*) 2 digit, HS 8 digit, Negara Tujuan Ekspor, Provinsi, dan Pelabuhan Muat yang dirinci menurut Berat Bersih dan Nilai FOB. Buletin terbitan kali ini menyajikan data bulan Mei 2022 serta kumulatif bulan Januari sampai Mei 2022.

Buletin ini juga menyajikan gambaran singkat tentang perbandingan, pertumbuhan, dan peranan data ekspor menurut rincian diatas, serta data pokok yang cukup dominan atau yang mengalami perubahan signifikan. Diharapkan data ekspor ini dapat digunakan sebagai dasar evaluasi dan kajian perkembangan ekspor Indonesia.

Kepada para pengguna data, saran dan kritik yang bersifat konstruktif demi penyempurnaan publikasi ini, sangat diharapkan. Kiranya usaha BPS untuk meningkatkan pelayanan dan pemasyarakatan statistik (khususnya data Statistik Ekspor) dapat dilaksanakan secara baik dan berkesinambungan.

Jakarta, Juli 2022

Kepala Badan Pusat Statistik



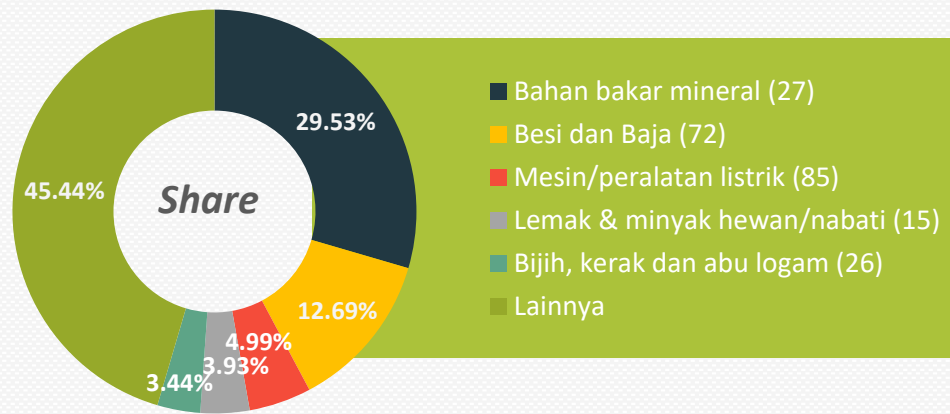
Margo Yuwono

DAFTAR ISI

		Halaman / Page
Kata Pengantar		iii
Daftar Isi		iv
Penjelasan.....		1–3
Ringkasan		4–10
Tabel-Tabel		
Tabel	1. Ekspor Indonesia Menurut 21 Golongan Barang.....	11
Tabel	2. Ekspor Indonesia Menurut Kode HS 2 digit	12–14
Tabel	3. Ekspor Indonesia Menurut Komoditi (Kode HS 8 digit)	15–265
Tabel	4. Ekspor Indonesia Menurut Negara Tujuan.....	266–269
Tabel	5. Ekspor Indonesia Menurut Provinsi dan Pelabuhan Muat..	270–273

EKSPOR INDONESIA MENURUT HARMONIZED SYSTEM

Mei 2022



EKSPOR KE BEBERAPA NEGARA UTAMA



EKSPOR DARI BEBERAPA PELABUHAN UTAMA

Total Ekspor Mei 2022 = US\$21,51 miliar



PENJELASAN

A. PENDAHULUAN

Penyajian buku publikasi Buletin Statistik Perdagangan Luar Negeri Ekspor menurut HS Mei 2022 terdiri dari :

- Bagian ulasan yang menjelaskan tentang ringkasan ekspor Indonesia dari sisi migas dan nonmigas, perkembangan nilai ekspor Indonesia (FOB), ekspor Indonesia menurut negara tujuan utama, ekspor golongan barang HS 2 digit utama, ekspor Indonesia menurut pelabuhan muat utama tiap provinsi.
- Bagian lampiran yang berisi Tabel 1. Ekspor Indonesia Menurut 21 Golongan Barang, Tabel 2. Ekspor Indonesia Menurut Kode HS 2 Digit, Tabel 3. Ekspor Indonesia Menurut Komoditi (Kode HS 8 Digit), Tabel 4. Ekspor Indonesia Menurut Negara Tujuan dan Tabel 5. Ekspor Indonesia Menurut Provinsi dan Pelabuhan Muat.

B. DAERAH PENCATATAN

Daerah pencatatan statistik dalam publikasi ini meliputi seluruh wilayah Republik Indonesia.

C. SUMBER DATA

Data Ekspor dikumpulkan berdasarkan dokumen ekspor atau Pemberitahuan Ekspor Barang (PEB) yang diisi oleh Eksportir dan telah diberikan ijin muat oleh Kantor Pelayanan Bea dan Cukai, selanjutnya dikirim ke Badan Pusat Statistik (BPS) dan Bank Indonesia (BI). Sejak tahun 2015, sumber data lainnya adalah catatan instansi lain, PT. POS Indonesia, dan survei ekspor perbatasan laut.

D. SISTEM PERDAGANGAN

Pencatatan Statistik Perdagangan Luar Negeri menggunakan sistem perdagangan umum (*General Trade*) dimana pencatatan dilakukan dari dokumen PEB dan non PEB yang dimuat dari pelabuhan di seluruh wilayah Indonesia termasuk kawasan berikat.

E. RUANG LINGKUP

Pencatatan Statistik Ekspor meliputi seluruh barang yang keluar dari wilayah Republik Indonesia, baik yang bersifat komersial maupun bukan komersial seperti bantuan barang kredit lunak, hadiah dan sebagainya.

- a. Ekspor kapal laut dan pesawat udara termasuk dalam statistik ekspor sedangkan ekspor bunker oil untuk kapal tidak tercatat dalam publikasi ini.
- b. Barang-barang yang diolah di luar negeri tetap dicatat sebagai ekspor, meskipun hasil olahan barang tersebut akan kembali masuk ke wilayah Indonesia.
- c. Barang-barang berikut ini tidak termasuk dalam statistik ekspor, yaitu : pakaian dan barang-barang perhiasan penumpang, barang-barang yang dikirim untuk perwakilan Indonesia di luar negeri, barang-barang untuk ekspedisi dan ekshibisi/pameran, pembungkus/peti kemas untuk diisi di luar negeri, uang dan surat-surat berharga, barang-barang contoh dan barang-barang yang dikirim ke luar negeri untuk diperbaiki.

F. SISTEM PENGOLAHAN

Data dalam publikasi ini mencakup dokumen-dokumen ekspor periode pencatatan Mei 2022 yang diterima Badan Pusat Statistik, yang terdiri dari dokumen kepabeanan (PEB) dan dokumen dari sumber lainnya (non PEB).

G. KLASIFIKASI JENIS BARANG

Penggolongan barang di dalam publikasi periode Mei 2022 ini menggunakan Klasifikasi menurut Buku Tarif Kepabeanan Indonesia 2017 (BTKI-2017) yang didasarkan atas *Harmonized System* (HS) merupakan pembaruan dari BTKI tahun 2012. Versi yang terakhir ini mengalami perubahan yang relatif besar dibanding sistem pengkodean versi sebelumnya yaitu penggolongan barang dari 10 digit menjadi 8 digit serta perubahan pada penggolongan/pengelompokan barang maupun pendefinisiannya.

H. PERIODE REFERENSI

Periode penentuan ekspor adalah tanggal diberikannya izin muat barang tersebut oleh pejabat Kantor Pelayanan Bea dan Cukai setelah diadakan pemeriksaan seperlunya.

I. NILAI BARANG

Nilai barang yang dicatat untuk Statistik Ekspor adalah nilai FOB (dolar AS).

J. SATUAN BARANG

Sejak tahun 1975 ekspor disajikan dalam berat bersih (kg).

K. NEGARA TUJUAN

Yang dimaksud dengan negara tujuan adalah negara tujuan akhir (*last known destination*) yang diketahui dimana barang tersebut akan dikonsumsi atau diperdagangkan.

L. PELABUHAN MUAT

Yang dimaksud dengan pelabuhan muat ekspor adalah pelabuhan muat dimana surat izin muat ekspor tersebut dikeluarkan.

RINGKASAN

Ekspor Indonesia pada bulan Mei 2022 mencapai nilai US\$21.509,8 juta dengan volume 51.078,8 ribu ton, yang terdiri dari US\$1.496,1 juta hasil ekspor minyak dan gas (migas) dan US\$20.013,7 juta hasil ekspor komoditi nonmigas.

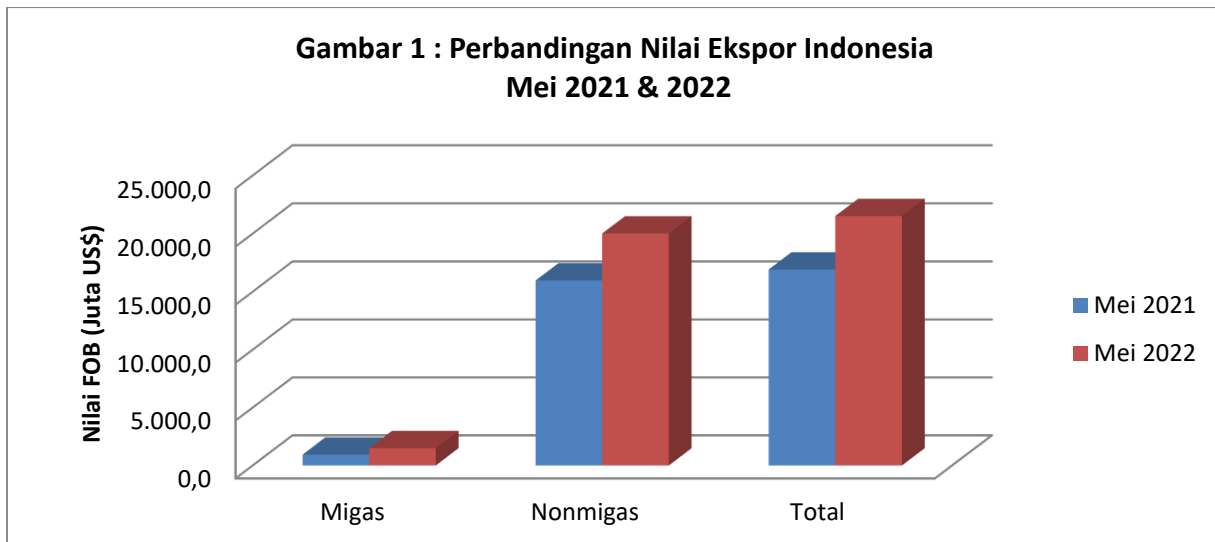
Dibandingkan periode yang sama tahun 2021, nilai ekspor naik US\$4.601,8 juta, karena adanya peningkatan ekspor dari kelompok migas sebesar US\$555,5 juta atau naik 59,06 persen. Demikian juga ekspor nonmigas mengalami peningkatan sebesar US\$4.046,3 juta.

Dengan demikian, dapat dilihat bahwa penerimaan dari sektor migas menunjukkan peningkatan. Walaupun kebijakan pemerintah yang mengutamakan

produksi migas yang ada untuk memenuhi kebutuhan dalam negeri dibanding ekspor, Namun ekspor migas terus mengalami peningkatan. Demikian juga pada ekspor nonmigas, terjadi peningkatan kinerja dibandingkan nilai ekspor nonmigas periode yang sama pada tahun 2021.

Peningkatan pada ekspor migas diakibatkan karena meningkatnya dua komponen migas, yaitu hasil minyak dan gas.

Harga minyak mentah Indonesia pada bulan Mei 2022 sebesar US\$109,61 per barelnya, naik sebesar US\$44,12 per barel dibandingkan bulan Mei 2021.

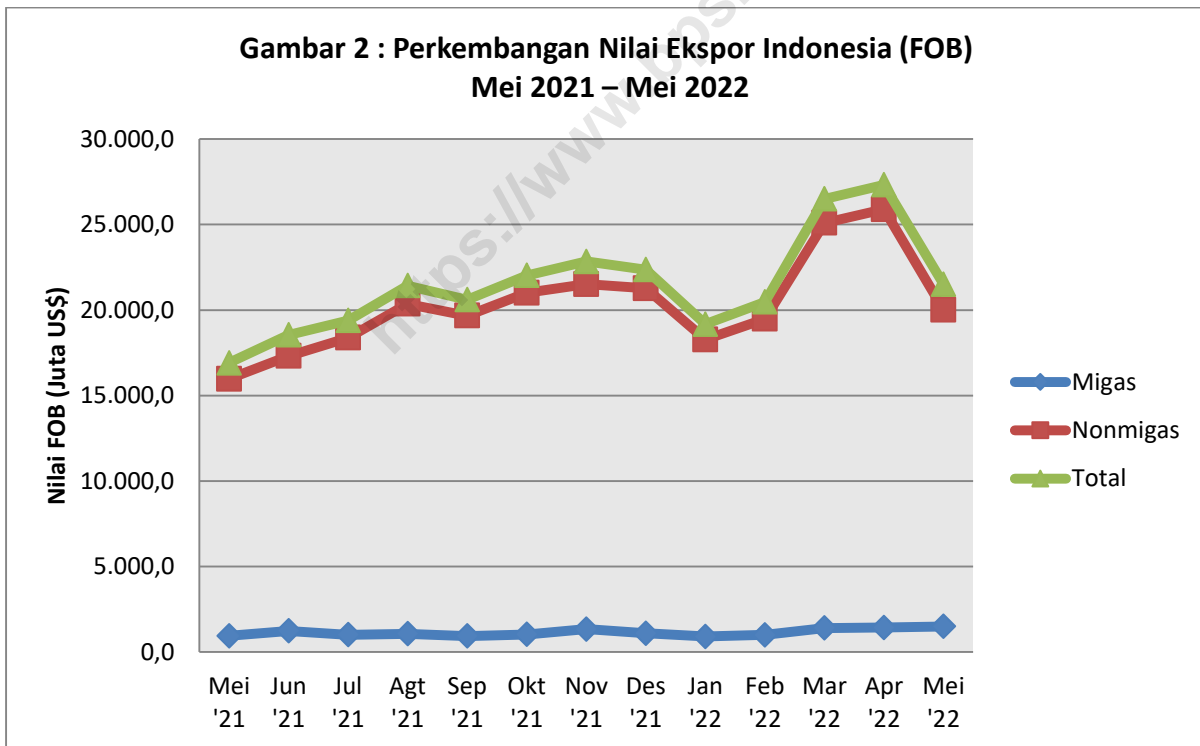


Sumber : dokumen PEB, non PEB, diolah

Pada Gambar 1 ditampilkan perbandingan nilai ekspor periode Mei 2021 dan 2022. Sedangkan trend perkembangannya dari bulan Mei 2021 sampai dengan Mei 2022 disajikan pada Gambar 2. Nilai ekspor kelompok migas pada Mei 2021 senilai US\$940,6 juta yang terdiri dari minyak mentah, hasil minyak dan gas masing-masing senilai US\$325,1 juta, US\$120,0 juta, dan US\$495,5 juta. Sedangkan pada Mei 2022 untuk kelompok migas memiliki rincian yang terdiri dari

minyak mentah sebesar US\$151,1 juta, hasil minyak sebesar US\$489,0 juta dan gas sebesar US\$856,0 juta.

Nilai ekspor untuk kelompok nonmigas yang terdiri dari hasil pertanian, hasil industri pengolahan serta hasil tambang dan lainnya pada bulan Mei 2021 masing-masing US\$243,5 juta, US\$13.118,2 juta, dan US\$ 2.605,7 juta. Sementara itu pada periode Mei 2022 masing-masing mencapai US\$295,5 juta, US\$14.136,9 juta, dan US\$5.581,3 juta.



Sumber : dokumen PEB, non PEB, diolah

Nilai ekspor Indonesia Mei 2022 mencapai US\$21,51 miliar atau turun sebesar 21,27 persen dibanding ekspor April 2022, dan naik sebesar 27,22 persen dibanding ekspor Mei 2021.

Ekspor nonmigas Mei 2022 mencapai US\$20,01 miliar atau turun sebesar 22,69 persen dibanding nilai ekspor nonmigas April 2022, dan naik 25,34 persen dibanding ekspor nonmigas Mei 2021.

Dipandang dari negara tujuan ekspor utama (Tabel A) ekspor ke Tiongkok Mei 2022 mencapai angka terbesar yaitu US\$4,81 miliar, disusul India dengan nilai ekspornya sebesar US\$2,26 miliar dan Amerika Serikat sebesar US\$2,05 miliar, dengan kontribusi ketiganya mencapai 42,40 persen.

Untuk negara utama, peningkatan terjadi pada ekspor ke India dengan peningkatan sebesar US\$1.369,8 juta, Tiongkok dengan peningkatan sebesar US\$1.051,1 juta dan Jepang dengan peningkatan sebesar US\$645,6 juta.

Untuk ekspor ke Uni Eropa (27 negara) sebesar US\$1,48 miliar, menunjukkan penurunan ekspor dibandingkan dengan nilai ekspor pada periode yang sama tahun 2021.

Sebaliknya penurunan nilai pada negara tujuan utama pada ekspor Mei 2022 terjadi pada negara Australia sebesar 12,47

persen dan negara Yunani dengan penurunan sebesar 56,60 persen.

Pada Tabel B ekspor golongan barang HS 2 digit utama terlihat sebagian meningkat, terbesar terjadi pada bahan bakar mineral sebesar US\$3.089,6 juta yang merupakan komoditi ekspor terbesar pertama pada Mei 2022 dan 2021.

Sedangkan penurunan terbesar ekspor golongan barang HS 2 digit utama Mei 2022 terjadi pada lemak dan minyak hewani/nabati sebesar US\$1.901.2 juta yang merupakan komoditi ekspor terbesar ke-4 pada Mei 2022 dan terbesar ke-2 pada Mei 2021.

Menurut sektor, ekspor hasil industri pengolahan Mei 2022 naik sebesar 7,77 persen dibanding ekspor hasil industri pengolahan periode yang sama tahun 2021, ekspor hasil tambang & lainnya naik sebesar 114,20 persen, demikian juga ekspor hasil pertanian naik sebesar 21,34 persen.

Berdasarkan Tabel C total ekspor Indonesia menurut provinsi pelabuhan muat, ekspor Indonesia terbesar pada Mei 2022 berasal dari DKI (daerah khusus ibukota) Jakarta dengan nilai US\$4,55 miliar (21,17 persen), diikuti Kalimantan Timur sebesar US\$2,85 miliar (13,25 persen) dan Jawa Timur sebesar US\$1,85 miliar (8,60 persen).

**Tabel A. Total Ekspor Indonesia Menurut Negara Tujuan Utama
Mei 2021 dan Mei 2022**

Negara Tujuan	Nilai FOB (Juta US\$)				Perubahan Mei'22 thd Mei'21 (Juta US\$)
	Mei	Mei	Jan-Mei	Jan-Mei	
	2021	2022	2021	2022	
(1)	(2)	(3)	(4)	(5)	(6)
ASEAN	3.735,3	4.908,3	18.845,3	24.927,8	1.173,0
1 Singapura	868,8	1.270,7	4.518,3	6.579,0	402,0
2 Malaysia	958,1	1.195,7	4.640,8	6.336,0	237,6
3 Thailand	585,5	753,3	3.063,6	3.383,1	167,8
Asean Lainnya	1.323,0	1.688,6	6.622,7	8.629,7	365,7
UNI EROPA	1.512,3	1.477,0	7.116,7	8.671,0	-35,3
4 Jerman	207,3	241,9	1.163,7	1.377,8	34,6
5 Belanda	359,0	392,9	1.680,2	2.346,4	33,9
6 Yunani	23,5	10,2	90,1	113,7	-13,3
Uni Eropa Lainnya	922,4	832,0	4.182,7	4.833,1	-90,4
NEGARA UTAMA LAINNYA	8.872,6	12.908,7	45.601,9	64.540,5	4.036,2
7 Tiongkok	3.755,8	4.806,9	18.067,9	23.570,3	1.051,1
8 Jepang	1.110,7	1.756,3	6.581,1	9.732,9	645,6
9 Amerika Serikat	1.761,3	2.054,1	9.394,0	12.300,8	292,9
10 India	891,8	2.261,6	4.938,5	8.900,9	1.369,8
11 Australia	308,0	269,6	1.374,1	1.418,3	-38,4
12 Korea Selatan	522,2	992,3	3.045,6	5.222,5	470,1
13 Taiwan	522,8	767,9	2.200,6	3.394,8	245,0
Total 13 Negara Tujuan Utama	11.874,8	16.773,4	60.758,6	84.676,6	4.898,7
Lainnya	5.033,3	4.736,4	23.577,6	30.299,6	-296,8
Total Ekspor Indonesia	16.908,0	21.509,8	84.336,1	114.976,2	4.601,8

Sumber : dokumen PEB, non PEB, diolah

Pada Tabel 1 disajikan ekspor menurut 21 golongan barang HS. Disini terlihat bahwa perolehan devisa terbesar pada bulan Mei 2022 dari kelompok golongan barang V (Produk mineral) dengan nilai US\$7.127,6 juta atau sekitar 33,14 persen dari total ekspor, kelompok golongan barang XV (Logam tidak mulia dan barang daripadanya) dengan nilai US\$4.019,1 juta atau sekitar 18,68 persen, serta kelompok golongan barang VI (Produk Industri Kimia/Produk Industri Terkait) senilai US\$1.771,0 juta atau sekitar 8,23 persen.

Dibandingkan periode yang sama tahun sebelumnya, produk mineral mengalami peningkatan 90,99 persen; sedangkan produk industri kimia/produk industri terkait mengalami peningkatan sebesar 41,39 persen dan logam tidak mulia dan barang daripadanya naik sebesar 82,30 persen.

Pada Tabel 2 disajikan ekspor menurut HS 2 digit. Nilai ekspor yang mengalami pertumbuhan positif terbesar untuk bulan Mei 2022 dibandingkan dengan nilai ekspor Mei 2021 antara lain HS 43 (*furskins and artificial fur*) dengan tingkat pertumbuhan 26.774,31 persen dengan nilai ekspor US\$80.623. Kemudian HS 89 (*ships, boat, & floating structures*) dengan besar

tingkat pertumbuhan mencapai 1.716,64 persen dan memiliki nilai ekspor mencapai US\$117,7 juta. selanjutnya HS 81 (*other base metal*) yang memiliki tingkat pertumbuhan 881,91 persen dengan nilai ekspor US\$9,1 juta. Kemudian peningkatan terjadi pada HS 45 (*cork & articles of cork*) dengan tingkat pertumbuhannya sebesar 804,01 persen dan nilai ekspor mencapai US\$23.405, serta HS 75 (*nickel & articles thereof*) dengan tingkat pertumbuhan mencapai 671,32 persen dengan nilai ekspor mencapai US\$591,1 juta.

Adapun jenis barang yang mengalami penurunan antara lain HS 93 (*arms & ammunition; parts & accessories thereof*) dengan penurunan ekspor 99,90 persen dengan nilai ekspor US\$61, kemudian HS HS 10 (*cereals*) yang mengalami penurunan mencapai 87,69 persen dengan total nilai ekspor mencapai US\$99.434. Selanjutnya HS 15 (*animal or vegetable fats and oils and their cleavage products*) dengan penurunan ekspor 69,24 persen dengan nilai ekspor US\$844,5 juta, diikuti HS 50 (*silk*) yang mengalami penurunan ekspor 65,89 persen dengan nilai ekspor sebesar US\$1.930, dan HS 97 (*works of arts*) yang mengalami penurunan ekspor sebesar 49,73 persen dengan nilai ekspor sebesar US\$0,3 juta.

**Tabel B. Total Ekspor Golongan Barang HS2 Digit Utama
Mei 2021 dan Mei 2022**

Golongan Barang (HS)	Nilai FOB (Juta US\$)				Perubahan Mei'22 thd Mei'21 (Juta US\$)
	Mei 2021	Mei 2022	Jan-Mei 2021	Jan-Mei 2022	
(1)	(2)	(3)	(4)	(5)	(6)
1 Bahan bakar mineral (27)	3.261,7	6.351,3	14.839,2	25.229,5	3.089,6
2 Besi dan Baja (72)	1.505,3	2.728,8	6.791,9	12.245,2	1.223,5
3 Lemak & minyak hewan/nabati (15)	2.745,7	844,5	12.212,7	11.753,2	-1.901,2
4 Mesin/peralatan listrik (85)	869,8	1.072,4	4.543,1	5.609,5	202,7
5 Bijih, kerak dan abu logam (26)	424,5	739,3	1.850,7	4.356,2	314,8
6 Kendaraan dan Bagiannya (87)	516,4	694,1	3.645,2	3.990,4	177,8
7 Berbagai Produk Kimia (38)	562,9	736,9	2.509,6	3.829,1	174,0
8 Perhiasan/Permata (71)	533,4	315,2	2.296,5	3.336,9	-218,2
9 Alas kaki (64)	369,1	523,4	2.366,7	3.244,2	154,3
10 Mesin-mesin/Pesawat Mekanik (84)	488,2	491,9	2.686,8	2.943,0	3,7
Total 10 Golongan Barang	11.276,9	14.497,7	53.742,3	76.537,2	3.220,9
Lainnya	5.631,1	7.012,1	30.593,8	38.439,0	1.381,0
Total Ekspor Indonesia	16.908,0	21.509,8	84.336,1	114.976,2	4.601,8

Sumber : dokumen PEB, non PEB, diolah

**Tabel C. Total Ekspor Indonesia Menurut Pelabuhan Muat Utama Tiap Provinsi
Bulan Mei 2022 (Juta US\$)**

Provinsi	Nilai Fob (Juta US\$)	Pelabuhan Muat	Nilai Fob (Juta US\$)
(1)	(2)	(3)	(4)
ACEH	35,1	MEULABOH	32,9
SUMATERA UTARA	761,9	BELAWAN	707,3
SUMATERA BARAT	73,8	PADANG/TL.BAYUR	73,8
RIAU	1.032,4	DUMAI	601,1
JAMBI	203,0	JAMBI	166,9
SUMATERA SELATAN	608,0	MUSI RIVER/BOOM BARU	578,8
BENGKULU	26,3	PULAU BAAI	14,3
LAMPUNG	256,6	PANJANG	104,6
KEPULAUAN BANGKA BELITUNG	38,6	PANGKAL BALAM	34,7
KEPULAUAN RIAU	1.710,0	BATU AMPAR	810,2
DKI JAKARTA	4.553,4	TANJUNG PRIOK	4.112,6
JAWA BARAT	144,2	BALONGAN	42,6
JAWA TENGAH	557,4	TANJUNG EMAS	487,4
DI YOGYAKARTA	0,1	ADI SUCIPTO (U)	-
JAWA TIMUR	1.848,9	TANJUNG PERAK	1.495,1
BANTEN	237,2	TANJUNG LENENG	116,8
BALI	17,3	NGURAH RAI (U)	17,3
NUSA TENGGARA BARAT	217,2	BENETE	217,2
NUSA TENGGARA TIMUR	3,2	ATAPUPU	3,0
KALIMANTAN BARAT	156,5	KENDAWANGAN	81,0
KALIMANTAN TENGAH	37,5	KUMAI	22,4
KALIMANTAN SELATAN	1.800,0	BANJARMASIN	1.089,1
KALIMANTAN TIMUR	2.849,9	SAMARINDA	905,1
KALIMANTAN UTARA	252,9	LINGKAS TARAKAN	152,7
SULAWESI UTARA	109,5	BITUNG	80,4
SULAWESI TENGAH	1.685,0	KOLONEDALE	1.506,6
SULAWESI SELATAN	186,8	BALANTANG/MALILI	114,6
SULAWESI TENGGARA	625,2	KENDARI	625,2
GORONTALO	0,0	GORONTALO	0,0
SULAWESI BARAT	1,0	MAMUJU	1,0
MALUKU	7,9	BULA	-
MALUKU UTARA	760,9	OBI ISLAND	760,9
PAPUA BARAT	248,8	BINTUNI, IRIAN JAYA	245,8
PAPUA	463,5	AMAMAPARE	448,8
Total Ekspor Indonesia	21.509,8	Total Pelabuhan Utama	15.650,3

Sumber : dokumen PEB, non PEB, diolah

Tabel 1. Ekspor Indonesia menurut 21 Golongan Barang

Mei 2022

Golongan	Uraian golongan barang	Berat bersih (Kg)		Nilai F.O.B. (U S \$)	
		Bulan ini	Kumulatif	Bulan ini	Kumulatif
(1)	(2)	(3)	(4)	(5)	(6)
I	Binatang Hidup; Produk Hewani	57.110.467	318.749.888	326.209.272	1.914.442.305
II	Produk Nabati	473.857.215	2.648.769.482	263.777.820	1.608.373.032
III	Lemak, Minyak, Malam Nabati/hewani	512.988.155	8.347.736.609	844.451.428	11.753.208.224
IV	Olahan Makanan, minuman, Minuman Keras, Tembakau	650.428.779	3.967.070.866	683.879.807	4.056.827.195
V	Produk Mineral	44.697.303.903	198.847.803.838	7.127.638.700	29.800.552.159
VI	Produk Industri Kimia atau Produk Industri Terkait	1.250.923.780	6.479.241.223	1.770.952.453	8.741.314.128
VII	Plastik, Karet, dan Barang-barang Daripadanya	349.166.006	1.925.099.305	754.682.285	4.161.433.818
VIII	Kulit, Kulit Samak dan Barang Daripadanya	5.354.966	32.520.273	99.157.940	619.395.327
IX	Kayu dan Barang dari Kayu, Barang Anyaman, dll	384.177.526	2.552.019.958	351.543.166	2.201.980.272
X	Pulp, Kertas dan Barang Daripadanya	806.427.587	4.569.534.864	612.756.110	3.190.713.792
XI	Tekstil dan Barang Tekstil	149.533.439	893.094.833	962.060.225	6.080.979.341
XII	Alas Kaki, Payung, Bunga Tiruan, dll	25.701.655	163.428.133	557.673.418	3.457.090.851
XIII	Barang dari Batu, Semen, Mika, Keramik, Kaca, dll	84.582.698	475.332.379	60.993.468	359.347.343
XIV	Mutiara, Batu Mulia/Semi Mulia, Logam Mulia/Semi Mulia, dll	211.034	1.230.372	315.167.945	3.336.920.637
XV	Logam Tidak Mulia dan Barang Daripadanya	1.401.034.063	6.962.087.803	4.019.066.334	18.065.128.542
XVI	Mesin dan Perlengkapan Elektris, serta Aksesoris dari Barang Tersebut	88.590.965	539.258.561	1.564.315.929	8.552.452.466
XVII	Kendaraan, Pesawat Terbang, Kapal dll	83.722.361	502.788.902	818.789.814	4.527.896.133
XVIII	Alat Optis, Fotografi, Musik, Jam dll	6.346.721	38.219.437	117.668.316	697.272.312
XIX	Senjata dan Amunisi; Bagian dan Aksesorisnya	2	2.307	61	155.619
XX	Bermacam-macam Barang Hasil Pabrik	51.247.768	374.777.951	256.480.566	1.841.747.164
XXI	Karya Seni, Barang Kolektor dan Barang Antik	102.608	556.105	2.560.764	8.950.886
	Total Ekspor	51.078.811.698	239.639.323.088	21.509.825.822	114.976.181.546

Sumber : dokumen PEB dan non PEB, diolah

Tabel 2. Ekspor Indonesia menurut kode HS 2 digit

Mei 2022

HS	Uraian golongan barang	Berat bersih (Kg)		Nilai F.O.B. (U S \$)	
		Bulan ini	Kumulatif	Bulan ini	Kumulatif
(1)	(2)	(3)	(4)	(5)	(6)
01	Live animals	1.901.306	10.135.308	4.253.565	22.811.437
02	Meat and edible meat offal	219.850	907.447	1.801.151	7.402.048
03	Fish and crustaceans, Molluscs and other aquatic invertebrates	51.542.117	286.852.015	277.631.478	1.567.340.012
04	Dairy products, bird's eggs; natural honey, edible products of animal	2.624.934	15.306.778	40.251.927	300.298.566
05	Products of animal origin, not elsewhere specified or included	822.260	5.548.340	2.271.151	16.590.242
06	Live trees and other plants; bulbs, roots and the like; cut flowers and ornamental foliage	341.461	2.954.725	1.582.145	10.011.719
07	Edible vegetables and certain roots and tubers	7.540.894	39.727.672	5.758.634	29.397.724
08	Edible fruits and nuts; peel of citrus fruit or melons	60.857.918	502.669.730	40.886.860	349.668.240
09	Coffee, tea, mate, and spices	35.639.610	211.888.656	116.634.238	721.804.405
10	Cereals	106.132	1.143.709	99.434	1.755.383
11	Products of the milling industry; malt, starches; inulin; wheat gluten	8.779.991	46.904.701	5.081.652	33.500.538
12	Oil seeds and oleaginous fruits; miscellaneous grains, seed, and fruits; industrial or medical plants; straw and fodder	22.217.087	110.627.873	41.171.933	193.261.652
13	Lac; gums; resins and other vegetable saps and extracts	4.787.636	26.785.311	18.447.686	95.884.040
14	Vegetable plaiting materials; vegetable products not elsewhere	333.586.486	1.706.067.104	34.115.238	173.089.331
15	Animal or vegetable fats and oils and their cleavage products; prepared edible fats; animal or vegetable waxes	512.988.155	8.347.736.609	844.451.428	11.753.208.224
16	Preparations of meat/fish/crustaceans/molluscs or other aquatic	11.766.185	78.124.458	98.026.801	690.772.863
17	Sugar and sugar confectionery	69.041.170	332.396.575	37.258.398	205.099.692
18	Cocoa and cocoa preparations	27.588.571	147.079.996	91.439.560	480.009.177
19	Preparations of cereals, flour, starch or milk; pastrycooks' products	37.209.046	225.720.358	85.473.989	509.449.400
20	Preparations of vegetables, fruits, nuts or other part of plants	22.581.341	126.151.588	31.003.769	172.965.958
21	Miscellaneous edible preparations	41.249.504	270.272.650	97.497.220	644.793.951
22	Beverages, spirit, and vinegar	25.672.644	117.482.539	14.655.625	59.264.849
23	Residues and waste from the food industries; prepared animal	404.248.959	2.611.307.648	137.655.827	784.773.300
24	Tobacco and manufactured tobacco substitutes	11.071.360	58.535.054	90.868.618	509.698.004
25	Salts; sulphur; earths and stone; plastering materials, lime and	1.410.474.918	8.408.679.893	37.018.137	214.858.340
26	Ores, slag, and ash	1.980.263.651	12.851.709.105	739.326.830	4.356.151.761
27	Mineral fuels, mineral oils and products of their distillation; bituminous substances; mineral waxes	41.306.565.334	177.587.414.840	6.351.293.733	25.229.542.058
28	Inorganic chemicals; organic or inorganic compounds of precious	373.829.267	1.821.242.298	266.034.323	1.191.630.860
29	Organic chemicals	231.727.500	1.190.549.961	403.185.319	1.916.888.968
30	Pharmaceutical products	2.255.063	11.424.749	45.222.319	243.319.947
31	Fertilizers	151.300.373	672.242.922	118.751.531	433.000.708
32	Tanning or dyeing extracts, tannins and their derivatives; dyes, pigments and other colouring matter; paints and varnishes; putty and other mastics; ink	9.322.520	52.371.299	40.580.032	217.671.841
33	Essential oils and resinoids; perfumery, cosmetic or toilet preparatio	7.547.147	44.733.541	57.744.574	337.890.871
34	Soap, organic surface-active agents, washing, and lubricating	69.821.827	422.560.132	96.040.668	539.334.032
35	Albuminoidal substances; modified starches; glues; enzymes	2.416.680	11.333.042	5.357.564	28.219.815
36	Explosives; pyrotechnic products; matches; pyrophonic alloys; certain combustible preparations	746.869	2.234.572	1.130.574	3.426.073
37	Photographic and cinematographic goods	13.972	58.852	53.793	784.973
38	Miscellaneous chemical products	401.942.561	2.250.489.856	736.851.756	3.829.146.040
39	Plastics and articles thereof	116.298.590	685.287.217	220.067.511	1.275.802.353
40	Rubber and articles thereof	232.867.417	1.239.812.088	534.614.774	2.885.631.465
41	Raw hides, skins (other than furskins), and leather	403.027	2.008.199	6.677.314	43.078.287
42	Articles of leather; saddlery and harness; travel goods, handbags and similar containers; articles of animal gut (other than silk-worm gut)	4.947.012	30.463.100	92.400.004	575.770.256
43	Furskins and artificial fur; manufactures thereof	4.927	48.975	80.623	546.784
44	Wood and articles of wood; wood charcoal	382.585.997	2.540.194.043	343.342.595	2.137.413.966
45	Cork and articles of cork	6.351	47.669	23.405	154.200

Tabel 2. Ekspor Indonesia menurut kode HS 2 digit

Mei 2022

H S	Uraian golongan barang	Berat bersih (Kg)		Nilai F.O.B. (U S \$)	
		Bulan ini	Kumulatif	Bulan ini	Kumulatif
(1)	(2)	(3)	(4)	(5)	(6)
46	Manufactured of straw or other plaiting materials; basketware and	1.585.178	11.778.247	8.177.167	64.412.105
47	Pulp of wood or of other fibrous cellulosic material; recovered (waste and scrap) paper or paperboard	398.275.463	2.440.928.731	238.639.943	1.321.706.797
48	Paper and paperboard; articles of paper pulp or of paper/paperboard	407.779.097	2.126.576.362	372.041.243	1.856.808.259
49	Printed books, newspapers, pictures, and other products of the printing industry, manuscripts, typescripts and plans	373.027	2.029.770	2.074.924	12.198.737
50	Silk	1.421	12.617	1.930	54.381
51	Wool, fine or coarse animal hair; horse hair yarn, woven fabrics	48.328	197.001	74.782	295.874
52	Cotton	13.260.106	95.473.619	56.633.385	387.491.033
53	Other vegetable textile fibres; paper yarns and woven fabrics of	1.990.338	18.618.308	444.144	4.161.241
54	Man-made filaments	15.013.868	93.825.784	52.370.582	319.364.278
55	Man-made staple fibres	81.782.314	441.397.924	184.392.889	994.621.458
56	Wadding, felt, and non-wovens; special yarn; twine, cordage, ropes and cables and articles thereof	3.251.204	19.861.815	10.962.419	68.670.771
57	Carpets and other textile floor coverings	642.334	5.694.098	2.167.769	17.330.688
58	Special woven fabrics; tufted textile fabrics; lace; tapestries;	246.864	1.315.467	2.993.453	18.950.947
59	Impregnated, coated, covered or laminated textile fabrics; textile	2.903.408	14.566.162	15.119.329	76.734.845
60	Knitted or crocheted fabrics	1.144.001	8.241.326	7.312.032	55.251.548
61	Articles of apparel and clothing accessories, knitted or crocheted	16.713.435	103.409.666	330.448.769	2.047.119.702
62	Articles of apparel and clothing accessories, not knitted or crocheted	10.571.995	76.639.495	290.288.429	2.026.885.793
63	Other made up textile articles; sets; worn clothing and worn textile articles; rags	1.963.823	13.841.551	8.850.313	64.046.783
64	Footwear, gaiters and the like; parts of such articles	24.596.841	155.908.839	523.362.347	3.244.182.472
65	Headgear and parts thereof	427.033	2.572.997	6.459.487	35.541.183
66	Umbrellas, sun umbrellas, walking sticks, seat-sticks, whips, riding-	9.928	149.135	92.918	1.216.551
67	Prepared feathers and down and articles made of feathers or of	667.852	4.797.162	27.758.666	176.150.646
68	Articles of stone, plaster, cement, asbestos, mica or similar material	17.195.001	111.155.088	9.321.424	66.455.725
69	Ceramic products	31.147.991	156.969.297	28.763.327	157.750.664
70	Glass and glassware	36.239.706	207.207.994	22.908.716	135.140.954
71	Natural and cultured pearls, precious/semi precious stones, and precious metal, and articles thereof, imitation jewellery; coin	211.034	1.230.372	315.167.945	3.336.920.637
72	Iron and steel	1.213.507.173	6.143.707.877	2.728.826.075	12.245.228.855
73	Articles of iron and steel	59.585.352	277.704.040	137.968.021	790.831.946
74	Copper and articles thereof	31.758.766	147.742.106	296.369.273	1.359.693.595
75	Nickel and articles thereof	66.142.151	212.427.045	591.079.822	1.851.059.230
76	Aluminium and articles thereof	17.177.690	105.214.456	63.883.796	402.423.578
78	Lead and articles thereof	20.827	421.427	452.685	3.913.686
79	Zinc and articles thereof	1.553.145	8.305.117	3.771.512	19.589.213
80	Tin and articles thereof	4.888.305	28.769.343	170.842.700	1.192.204.463
81	Other base metal; cermet; and articles thereof	4.018.861	24.348.820	9.116.247	103.334.136
82	Tools, implements, cutlery, spoon and forks, of base metal and parts	568.262	3.789.192	8.843.413	51.314.417
83	Miscellaneous articles of base metal	1.813.532	9.658.380	7.912.790	45.535.422
84	Nuclear reactors, boilers, machinery and mechanical appliances;	51.688.493	315.393.263	491.865.984	2.942.966.496
85	Electrical machinery and equipments and parts thereof; sound	36.902.472	223.865.298	1.072.449.945	5.609.485.970
86	Railway and tramway locomotive, mechanical traffic, and all kinds	1.628.772	7.604.798	1.537.600	7.840.863
87	Vehicles other than railway/tramway rolling-stock, and parts and	71.687.128	419.269.884	694.133.973	3.990.373.320
88	Aircraft, spacecraft, and parts thereof	25.522	134.483	5.401.978	28.830.163
89	Ships, boat, and floating structures	10.379.849	75.778.646	117.650.998	500.786.522
90	Optical, photographic, cinematographic, measuring, checking,	2.301.145	13.807.093	60.118.001	342.470.401
91	Clocks and watches and parts thereof	27.463	168.456	2.121.273	14.127.251
92	Musical instruments; parts and accessories of such articles	4.018.113	24.243.888	55.429.042	340.674.660
93	Arms and ammunition; parts and accessories thereof	2	2.307	61	155.619

Tabel 2. Ekspor Indonesia menurut kode HS 2 digit

Mei 2022

HS	Uraian golongan barang	Berat bersih (Kg)		Nilai F.O.B. (U S \$)	
		Bulan ini	Kumulatif	Bulan ini	Kumulatif
(1)	(2)	(3)	(4)	(5)	(6)
94	Furnitures, bedding, mattresses, mattress supports, cushions and	39.342.545	298.128.479	180.148.388	1.365.972.641
95	Toys, games and sports requisiters; parts and accessories thereof	4.466.296	26.138.397	50.431.035	305.197.304
96	Miscellaneous manufactured articles	7.438.927	50.511.074	25.901.143	170.577.218
97	Works of arts, collectors' piece and antiques	38.166	258.817	286.675	2.152.306
98	Incompletely knocked down motor vehicles and their components	1.091	1.091	65.265	65.265
99	Postal packages, parcels, and returned goods	64.441	297.288	2.274.089	6.798.580
	Total Ekspor	51.078.811.698	239.639.323.088	21.509.825.822	114.976.181.546

Sumber : dokumen PEB dan non PEB, diolah

<https://www.bps.go.id>

Tabel 3 : Ekspor Indonesia menurut Komoditi (Kode HS 8 digit)

Mei 2022

Kode H S	Uraian golongan barang	Berat bersih (Kg)		Nilai F.O.B. (U S \$)	
		Bulan ini	Kumulatif	Bulan ini	Kumulatif
(1)	(2)	(3)	(4)	(5)	(6)
01039200	Live swine, other than pure-bred breeding animals, weighing 50 kg or more	1.886.673	9.971.874	4.030.143	20.914.597
01041090	Live sheep, other than pure-bred breeding animals	-	65.174	-	262.199
01042090	Live goats, other than pure-bred breeding animals	-	14.800	-	49.065
01051110	Breeding fowls of the species gallus domesticus, weighing not more than 185 g	298	2.888	3.990	37.927
01059441	Live fighting cocks of the species gallus domesticus, 185 g ≤ weighing ≤ 2 kg	274	899	10.310	26.025
01059449	Live fighting cocks of the species gallus domesticus, weighing more than 2 kg	58	252	5.800	23.580
01061400	Live rabbits and hares	210	918	1.047	5.378
01061900	Live mammals, other than in subheading 010611 to 010614	481	2.388	6.213	43.487
01062000	Live reptiles (including snakes and turtles)	13.102	74.191	170.135	1.199.114
01063200	Live psittaciformes (including parrots, parakeets, macaws and cockatoos)	21	405	23.850	207.530
01063900	Live birds, other than birds of prey, psittaciformes, ostriches, emus (dromaius novaehollandiae)	1	1	1.000	1.000
01064900	Live insects other than bees	175	726	0	13.795
01069000	Live animals, other than in subheading 010611 to 010649	13	792	1.076	27.740
02023000	Boneless meat of bovine animals, frozen	-	27	-	655
02042200	Other cuts with bone in meat of sheep, fresh or chilled	-	4	-	130
02042300	Boneless meat of sheep, fresh or chilled	-	0	-	10
02071200	Meat and edible offal of fowls of the species gallus domesticus, not cut in pieces, frozen	35.260	117.922	64.858	205.383
02071300	Meat and edible offal of fowls of the species gallus domesticus, cuts and offal, fresh or chilled	-	10	-	101
02071410	Wings of fowls of the species gallus domesticus, frozen	1.336	1.336	3.059	3.059
02071491	Mechanically deboned or separated meat of fowls of the species gallus domesticus, other than wings and thighs, frozen	2.560	2.560	8.974	8.974
02071499	Meat and edible offal of fowls of the species gallus domesticus, other than mechanically deboned or separated meat, wings, thighs and livers, frozen	1.600	1.600	2.240	2.240
02085000	Meat and edible meat offal of reptiles (including snakes and turtles), fresh, chilled or frozen	-	46.430	-	72.983
02089010	Frogs' legs fresh, chilled or frozen	164.296	675.881	1.251.147	5.087.774
02109300	Meat and edible meat offal of reptiles (including snakes and turtles) including edible flours and meals of meat or meat offal, salted, in brine, dried/smoked	14.798	61.030	470.874	2.019.155
02109990	Meat and edible meat offal, other than hs code 02101100 to 02109920 including edible flours and meals of meat or meat offal, salted, in brine, dried or smoked	-	647	-	1.585
03011110	Live fry freshwater ornamental fish	4.436	24.578	46.524	282.390
03011191	Live koi carp (cyprinus carpio) other than fry	86	744	1.169	27.999
03011192	Live goldfish (carassius auratus) other than fry	694	3.169	49.130	178.024
03011193	Live siamese fighting fish (beta splendens) other than fry	947	4.727	35.157	171.346
03011195	Live arowanas (scleropages formosus) other than fry	4.521	28.279	630.846	2.833.988
03011199	Live freshwater ornamental fish, other than HS code 03011191 to 03011195, other than fry	67.959	393.853	1.436.506	8.409.197
03011910	Live fry ornamental fish, other than freshwater fish	3	2.054	59	33.173
03011990	Live ornamental fish other than freshwater fish, other than fry	33.425	198.270	423.372	2.895.044
03019100	Live trout (salmo trutta, oncorhynchus mykiss, oncorhynchus clarki, oncorhynchus aguabonita, oncorhynchus gilae, oncorhynchus apache and oncorhynchus chrysogaster)	-	28	-	112
03019200	Live eels (anguilla spp)	106.662	1.496.475	91.459	1.514.512
03019911	Live fry of milkfish and grouper, breeding	42.825	136.531	429.948	3.309.459
03019919	Live fry of milkfish and grouper, other than breeding	414	2.258	10.491	39.420
03019924	Live fish fry, other than HS code 03019100 to 03019923, breeding	-	130	-	3.150
03019929	Live fish fry, other than HS code 03019100 to 03019923, other than	15	1.058	19.040	29.818
03019931	Live milkfish, other than fry, breeding	4.452	19.812	210.866	882.031

Tabel 3 : Ekspor Indonesia menurut Komoditi (Kode HS 8 digit)

Mei 2022

Kode H S	Uraian golongan barang	Berat bersih (Kg)		Nilai F.O.B. (U S \$)	
		Bulan ini	Kumulatif	Bulan ini	Kumulatif
(1)	(2)	(3)	(4)	(5)	(6)
03019933	Live Leopard coral grouper (<i>Plectropomus leopardus</i>), other than fry	21.207	41.088	225.938	477.621
03019934	Live Brown-marbled grouper (<i>Epinephelus fuscoguttatus</i>), other than fry	7.902	18.652	48.896	165.258
03019935	Live Humpback grouper (<i>Cromileptes altivelis</i>), other than fry	422	2.295	4.218	33.885
03019936	Live Grouper other than leopard coral, brown-marbled, and humpback, other than fry	57.339	373.014	337.011	3.674.617
03019949	Live freshwater fish, n.e.c in heading 0301 and other than carp for breeding	10.567	64.814	76.558	471.573
03019950	Live marine fish, n.e.c in heading 0301	1.165	27.231	7.092	220.146
03019990	Live fish, other than freshwater and marine fish	10	550	36	2.256
03022100	Halibut (<i>Reinhardtius hippoglossoides</i> , <i>Hippoglossus hippoglossus</i> , <i>Hippoglossus stenolepis</i>), fresh or chilled	90	1.685	180	5.739
03022300	Sole (<i>Solea</i> spp), fresh or chilled	7.520	49.234	7.612	50.915
03022900	Flat fish (<i>Pleuronectidae</i> , <i>Bothidae</i> , <i>Cynoglossidae</i> , <i>Soleidae</i> , <i>Scophthalmidae</i> and <i>Citharidae</i>) other than halibut, plaice, sole, turbot, fresh or chilled	62.002	483.153	61.744	540.500
03023100	Albacore or longfinned tunas (<i>Thunnus alalunga</i>), fresh or chilled	-	77.977	-	238.047
03023200	Yellowfin tunas (<i>Thunnus albacares</i>), fresh or chilled	74.610	428.712	387.550	2.228.103
03023400	Bigeye tunas (<i>Thunnus obesus</i>), fresh or chilled	4.737	34.788	15.353	133.533
03023600	Southern bluefin tunas (<i>Thunnus maccoyii</i>), fresh or chilled	827	13.963	2.732	49.058
03023900	Tunas other than albacore tunas, yellowfin tunas, skipjack tuna, bigeye tunas, atlantic and pacific bluefin tunas, southern bluefin tunas, fresh or chilled	62.529	231.526	377.887	1.425.544
03024100	Herrings (<i>Clupea harengus</i> , <i>Clupea pallasii</i>), fresh or chilled	-	600	-	126
03024400	Mackerel (<i>Scomber scombrus</i> , <i>Scomber australasicus</i> , <i>Scomber japonicus</i>), fresh or chilled	58.127	148.001	148.838	344.345
03024700	Swordfish (<i>Xiphias gladius</i>), fresh or chilled	1.016	29.006	11.029	300.628
03024900	Sardinella, brisling or sprats, indian mackerels, seerfishes, jacks, crevalles, silver pomfrets, pacific saury, scads, capelin, kawakawa, bonitos, marlins, sailfishes, spearfish, fresh or chilled	458.393	2.389.132	1.408.576	7.446.703
03027290	Catfish (<i>Pangasius</i> spp, <i>Silurus</i> spp, <i>Clarias</i> spp, <i>Ictalurus</i> spp) other than yellowtail catfish, fresh or chilled	2.284	7.113	1.164	7.109
03027900	Nile perch (<i>Lates niloticus</i>) and snakeheads (<i>Channa</i> spp), fresh or chilled	14.070	92.045	14.703	96.128
03028200	Rays and skates (<i>Rajidae</i>), fresh or chilled	18.745	235.282	36.205	425.827
03028500	Seabream (<i>Sparidae</i>), fresh or chilled	51	7.196	590	11.647
03028911	Grouper, fresh or chilled	211.816	1.414.429	784.445	5.466.732
03028914	Savalai hairtails (<i>Lepturacanthus savala</i>), belanger's croakers (<i>Johnius belangerii</i>), reeve's croakers (<i>Chrysochir aureus</i>) and bigeye croakers	128.438	748.902	178.983	1.376.741
03028916	Torpedo scads (<i>Megalaspis cordyla</i>), spotted sicklefish (<i>Drepane punctata</i>) and great barracudas (<i>Sphyrna barracuda</i>), fresh or chilled	42.360	264.840	34.805	224.809
03028917	Black pomfrets (<i>Parastromatus niger</i>), fresh or chilled	48.766	278.731	170.404	829.274
03028918	Mangrove red snappers (<i>Lutjanus argentimaculatus</i>), fresh or chilled	117.921	485.843	296.766	1.268.833
03028919	Fresh or chilled marine fish, other than HS code 03028911 to 03028918	1.823.570	12.972.490	2.806.530	20.628.916
03028923	Silver grunts (<i>Pomadasys argenteus</i>), fresh or chilled	-	397	-	833
03028929	Fresh or chilled fish other than marine fish, other than HS code 03028922 to 03028929	22.716	411.241	12.881	701.305
03029100	Livers, roes and milt, fresh or chilled	812	1.868	14.561	20.897
03029900	Heads, tails, maws and other edible fish offal, other than shark fins, livers, roes and milt, fresh or chilled	-	26.550	-	11.458
03031400	Trout (<i>Salmo trutta</i> , <i>Oncorhynchus mykiss</i> , <i>Oncorhynchus clarki</i> , <i>Oncorhynchus aguabonita</i> , <i>Oncorhynchus gilae</i> , <i>Oncorhynchus apache</i> and <i>Oncorhynchus chrysogaster</i>), frozen	-	14.332	-	262.583
03032300	Tilapias (<i>Oreochromis</i> spp), frozen	45.490	129.608	113.810	320.959

Tabel 3 : Ekspor Indonesia menurut Komoditi (Kode HS 8 digit)

Mei 2022

Kode H S	Uraian golongan barang	Berat bersih (Kg)		Nilai F.O.B. (U S \$)	
		Bulan ini	Kumulatif	Bulan ini	Kumulatif
(1)	(2)	(3)	(4)	(5)	(6)
03032400	Catfish (pangasius spp, silurus spp, clarias spp, ictalurus spp), frozen	71.192	837.836	117.161	1.172.647
03032500	Carp (cyprinus, carassius, ctenopharyngodon idellus,	164	609	328	1.218
03032600	Eels (anguilla spp), frozen	450.089	1.532.823	783.085	2.477.156
03032900	Nile perch (lates niloticus) and snakeheads (channa spp), frozen	-	73.119	-	114.300
03033100	Halibut (reinhardtius hippoglossoides, hippoglossus hippoglossus, hippoglossus stenolepis), frozen	5.925	45.496	8.288	49.804
03033300	Sole (solea spp), frozen	-	8.379	-	22.633
03033900	Flat fish (pleuronectidae, bothidae, cynoglossidae, soleidae, scophthalmidae and citharidae) other than halibut, plaice, sole, turbot, frozen	-	17.917	-	22.746
03034100	Albacore or longfinned tunas (thunnus alalunga), frozen	488.941	2.046.527	1.526.185	6.058.672
03034200	Yellowfin tunas (thunnus albacares), frozen	1.529.269	6.563.827	5.872.240	25.615.360
03034300	Skipjack tuna (stripe-bellied bonito) (katsuwonus pelamis), frozen	825.250	6.798.072	1.337.542	10.880.186
03034400	Bigeye tunas (thunnus obesus), frozen	-	209.244	-	336.803
03034600	Southern bluefin tunas (thunnus maccoyii), frozen	-	23.458	-	110.092
03034910	Longtail tuna (thunnus tonggol), frozen	4.416	68.408	14.560	118.381
03034990	Tunas (of the genus thunnus), other than hs code 03024100 to 03024910, frozen	-	145.551	-	498.875
03035300	Sardines (sardina pilchardus, sardinops spp, sardinella (sardinella spp), brisling or sprats (sprattus sprattus), frozen	-	100.000	-	42.400
03035410	Mackerel (scomber scombrus, scomber australasicus), frozen	36.635	279.355	116.070	666.369
03035420	Pacific mackerel (scomber japonicus), frozen	24.000	24.670	30.000	32.991
03035600	Cobia (rachycentron canadum), frozen	19.735	61.607	36.560	110.494
03035700	Swordfish (xiphias gladius), frozen	77.498	796.096	494.562	4.692.202
03035910	Indian mackerels (rastrelliger kanagurta), island mackerels (rastrelliger faughni), frozen	41.204	790.804	73.022	1.697.303
03035920	Silver pomfrets (pampus spp), frozen	65.279	347.343	95.158	662.337
03035990	Anchovies, brisling or sprats, scomberomorus spp, caranx spp, pacific	2.262.764	8.434.802	4.542.048	17.009.623
03036900	Fish of the families bregmacerotidae, euclichthyidae, gadidae, macrouridae, melanonidae, merlucciidae, moridae and muraenolepididae other than of hs code 030336-030368, frozen	-	54.496	-	106.956
03038100	Dogfish and other sharks, frozen	613.861	1.478.367	744.323	2.000.779
03038200	Rays and skates (rajidae), frozen	5.000	168.239	5.000	371.218
03038911	Grouper, frozen	39.042	275.794	156.578	1.029.299
03038913	Bluntnose lizardfish (trachinocephalus myops), frozen	65.043	552.949	64.724	562.340
03038914	Savalai hairtails (lepturacanthus savala), belanger's croakers (johnius belangerii), reeve's croakers (chrysochir aureus) and bigeye croakers (pennahia anea), frozen	1.061.689	8.251.790	2.072.246	16.208.963
03038916	Torpedo scads (megalaspis cordyla), spotted sicklefish (drepane punctata) and great barracudas (sphyraena barracuda), frozen	23.600	136.945	27.460	191.407
03038917	Black pomfrets (parastromatus niger), frozen	136.949	666.075	276.182	1.444.377
03038918	Mangrove red snappers (lutjanus argentimaculatus), frozen	453.831	1.647.276	1.363.207	5.564.146
03038919	Frozen marine fish, other than HS code 03038911 to 03038918	4.199.606	20.873.246	7.611.292	38.227.872
03038923	Milkfish (chanos chanos), frozen	1.093.432	1.293.922	1.700.458	2.041.410
03038929	Frozen fish, other than marine fish, other than hs code 03038922 to 03038928	553.709	5.188.749	942.570	8.802.315
03039100	Livers, roes and milt, frozen	42.032	230.272	612.789	2.376.789
03039200	Shark fins, frozen	25.000	47.564	107.800	216.852
03039900	Heads, tails, maws and other edible fish offal other than shark fins, livers, roes and milt, frozen	95.534	204.282	223.071	332.336
03043200	Fresh or chilled fillets of catfish (pangasius spp, silurus spp, clarias spp, ictalurus spp)	-	3.000	-	4.929

Tabel 3 : Ekspor Indonesia menurut Komoditi (Kode HS 8 digit)

Mei 2022

Kode H S	Uraian golongan barang	Berat bersih (Kg)		Nilai F.O.B. (U S \$)	
		Bulan ini	Kumulatif	Bulan ini	Kumulatif
(1)	(2)	(3)	(4)	(5)	(6)
03043900	Fresh/chilled fillets of carp (cyprinus, carassius, cteno. idellus, hypophthalmichthys, cirrhinus, myloph. piceus, catla, labeo, osteo. hasselti, lepto. hoeveni, megalobrama), eels (anguilla), channa	-	15.000	-	71.100
03044500	Fresh or chilled fillets of swordfish (xiphias gladius)	2.203	10.492	25.149	127.938
03044700	Fresh or chilled fillets of dogfish and other sharks	-	323	-	426
03044900	Fresh or chilled fillets of other fish, other than in subheading 030431 to 030448	67.727	505.469	814.381	6.538.225
03045100	Fresh or chilled other fish meat (whether or not minced) of tilapias, catfish, carp, eels (anguilla spp), nile perch (lates niloticus) and snakeheads (channa spp)	153	11.079	459	61.923
03045400	Fresh or chilled other fish meat (whether or not minced) of swordfish (xiphias gladius)	3.444	6.086	35.763	59.117
03045900	Fresh or chilled other fish meat (whether or not minced) of other fish, other than in subheading 030451 to 030457	112	370.931	1.567	1.345.907
03046100	Frozen fillets of tilapias (oreochromis spp)	713.733	3.918.499	4.682.629	26.815.464
03046200	Frozen fillets of catfish (pangasius spp, silurus spp, clarias spp, ictalurus spp)	-	3.141	-	8.143
03046900	Frozen fillets of carp (cyprinus, carassius, ctenoph. idellus, hypophthalmichthys, cirrhinus, myloph. piceus, catla catla, labeo, oste. hasselti, lepto. hoeveni, megalobrama spp), eels, channa spp	-	8.097	-	29.307
03047100	Frozen fillets of cod (gadus morhua, gadus ogac, gadus macrocephalus)	408.159	780.922	2.829.335	5.521.912
03047500	Frozen fillets of alaska pollock (theragra chalcogramma)	103.507	245.365	340.821	799.701
03048100	Frozen fillets of pacific salmon (oncorhynchus nerka, oncor. gorbuscha, oncor. keta, oncor. tshawytscha, oncor. kisutch, oncor. masou, oncor. tshawytscha)	60.164	185.273	1.204.023	1.853.974
03048200	Frozen fillets of trout (salmo trutta, oncorhynchus mykiss, oncorhynchus clarki, oncorhynchus aguabonita, oncorhynchus gilae, oncorhynchus apache and oncorhynchus chrysogaster)	8.838	8.838	203.162	203.162
03048300	Frozen fillets of flat fish (pleuronectidae, bothidae, cynoglossidae, soleidae, scophthalmidae and citharidae)	-	3.330	-	5.615
03048400	Frozen fillets of swordfish (xiphias gladius)	33.776	509.304	338.790	4.366.391
03048700	Frozen fillets of tunas (of the genus thunnus), skipjack tuna (stripe-bellied bonito) (katsuwonus pelamis)	3.664.679	19.958.886	32.500.726	156.147.428
03048800	Frozen fillets of dogfish, other sharks, rays and skates (rajidae)	8.190	82.609	42.295	480.552
03048910	Frozen fillets of mahi-mahi (coryphaena hippurus)	33.691	133.702	349.660	1.223.642
03048990	Frozen fillets of other fish, other than HS code 03048100 to 03048910	1.727.835	11.635.814	11.732.546	79.761.863
03049100	Frozen other fish meat (whether or not minced) of swordfish (xiphias gladius)	-	5.200	-	6.129
03049300	Frozen other fish meat (whether or not minced) of tilapias (oreochromis spp), catfish (pangasius spp, silurus spp, clarias spp, ictalurus spp), carp, eels (anguilla spp), nile perch (lates niloticus) and snakeheads (channa spp)	73.607	312.418	49.860	220.300
03049600	Frozen other fish meat (whether or not minced) of dogfish and other sharks	27.750	53.584	27.750	58.335
03049910	Frozen of surimi (minced fish meat)	813.220	2.012.820	2.072.255	5.375.734
03049990	Frozen other fish meat (whether or not minced) of other fish, other than HS code 03049100 to 03049910	262.662	3.963.370	1.741.490	13.858.071
03052090	Livers, roes and milt of fish, smoked, dried, salted or in brine, other than freshwater fish, dried, salted or in brine	-	345.534	-	6.103.664
03053200	Fish fillets of fish of the families bregmacerotidae, euclichthyidae, gadidae, macrouridae, melanonidae, merlucciidae, moridae and muraenolepididae, dried, salted or in brine, but not smoked	-	43.793	-	184.413
03053920	Fish fillets of savalai hairtails, belanger's croakers (johnius belangerii), reeve's croakers (chrysochir aureus) and bigeye croakers (pennahia anea), dried, salted or in brine, but not smoked	-	53.021	-	66.837

Tabel 3 : Ekspor Indonesia menurut Komoditi (Kode HS 8 digit)

Mei 2022

Kode H S	Uraian golongan barang	Berat bersih (Kg)		Nilai F.O.B. (U S \$)	
		Bulan ini	Kumulatif	Bulan ini	Kumulatif
(1)	(2)	(3)	(4)	(5)	(6)
03053992	Fish fillets of marine fish, dried, salted or in brine, but not smoked, not elsewhere classified in heading 0305	56.656	228.972	251.459	670.197
03053999	Fish fillets of fish other than freshwater and marine fish n.e.c in heading 0305, dried, salted or in brine, but not smoked	-	14.146	-	26.343
03054910	Smoked fish, including fillets, other than edible fish offal of skipjack tuna	177.143	329.547	1.369.899	2.582.774
03054990	Smoked fish, including fillets, other than edible fish offal, not elsewhere	52.260	810.696	391.237	5.983.689
03055400	Dried fish, w.o.n salted but not smoked of	3.273	10.921	12.132	38.210
03055921	Dried fish, other than edible fish offal, whether or not salted but not smoked of anchovies (stolephorus spp, coilia spp, setipinna spp, lycothrisa spp, thryssa spp and encrasicholina spp)	66.985	267.648	382.304	1.864.289
03055929	Dried fish, other than edible fish offal, whether or not salted but not smoked of marine fish other than anchovies (stolephorus, coilia, setipinna, lycothrisa, thryssa and encrasicholina spp)	22.669	185.720	56.542	773.141
03055990	Dried fish, other than edible fish offal, whether or not salted but not smoked of other fish other than marine fish	47.072	478.521	68.304	973.271
03056300	Salted but not dried or smoked and fish in brine, other than edible fish offal of anchovies (engraulis spp)	14.940	93.820	189.520	1.186.817
03056910	Salted but not dried or smoked and fish in brine, other than edible fish offal of marine fish, not elsewhere classified in heading 0305	-	73.444	-	101.909
03056990	Salted but not dried or smoked and fish in brine, other than edible fish offal of other than marine fish, not elsewhere classified in heading 0305	-	39.590	-	85.359
03057110	Shark fins, dried or smoked	27.066	47.546	1.489.681	1.955.965
03057190	Shark fins, salted or in brine	-	97.622	-	3.579.423
03057211	Dried, salted or in brine, smoked of fish maws of cod	565	565	11.299	11.299
03057219	Dried, salted or in brine, smoked of fish maws of other than cod	32.064	119.135	392.091	1.868.444
03057990	Dried, salted or in brine, smoked of fish fin and other edible offal other than fish head, tail, and maws of other than cod	4.306	48.897	98.114	925.258
03061110	Rock lobster and other sea crawfish (palinurus spp, panulirus spp, jасus spp), frozen, smoked	6.500	62.384	78.324	645.786
03061190	Rock lobster and other sea crawfish (palinurus spp, panulirus spp, jасus spp), frozen, other than smoked	5.358	98.353	69.320	1.059.751
03061290	Lobsters (homarus spp), frozen, other than smoked	60	187	120	374
03061411	Soft shell crabs, frozen, smoked	26.300	305.937	149.880	2.767.573
03061419	Crab other than soft shell crabs, frozen, smoked	37	194.581	148	2.652.540
03061491	Swimming crabs (crabs of the family portunidae), frozen, other than smoked	2	4.406	4	4.408
03061493	Snow crabs (crabs of the family origoniidae), frozen, other than smoked	-	8.868	-	399.291
03061499	Crab other than swimming crabs, king crabs, and snow crabs, frozen,	53.754	75.287	509.202	816.865
03061500	Norway lobsters (nephrops norvegicus), frozen	-	520	-	2.309
03061600	Cold-water shrimps and prawns (pandalus spp, crangon crangon), frozen	11.880	227.204	146.928	2.171.685
03061711	Giant tiger prawns (penaeus monodon), frozen, headless	509.948	3.671.828	8.180.772	55.657.422
03061719	Giant tiger prawns (penaeus monodon), frozen, other than headless	247.613	1.862.405	3.388.704	22.327.437
03061721	Whiteleg shrimps (litopenaeus vannamei), frozen, headless, with tail	1.714.173	12.894.656	16.860.486	121.321.489
03061722	Whiteleg shrimps (litopenaeus vannamei), frozen, headless, without tail	1.053.693	6.207.538	9.050.945	53.767.740
03061729	Whiteleg shrimps (litopenaeus vannamei), frozen, other than headless, with or without tail	6.499.661	35.455.153	54.746.789	326.612.632
03061790	Shrimps and prawns other than giant tiger prawns, whiteleg shrimps, and giant river prawns, frozen	1.089.406	8.050.613	9.556.997	68.897.907
03061900	Crustaceans not elsewhere classified in subheading 030611 to 030617, whether in shell or not, frozen	23.044	85.449	186.865	701.933
03063120	Rock lobster and other sea crawfish (palinurus spp, panulirus spp, jасus spp), live, other than breeding	42.611	458.936	914.813	9.731.317

Tabel 3 : Ekspor Indonesia menurut Komoditi (Kode HS 8 digit)

Mei 2022

Kode H S	Uraian golongan barang	Berat bersih (Kg)		Nilai F.O.B. (U S \$)	
		Bulan ini	Kumulatif	Bulan ini	Kumulatif
(1)	(2)	(3)	(4)	(5)	(6)
03063130	Rock lobster and other sea crawfish (palinurus spp, panulirus spp, jасus spp), fresh or chilled	-	2.399	-	22.559
03063220	Lobsters (homarus spp), live, other than breeding	309	2.480	1.956	64.074
03063391	Crab other than blue crabs (callinectes spp) and snow crabs (crabs of the family oregoniidae), live	1.237.160	1.889.154	7.656.996	12.256.607
03063392	Crab other than blue crabs (callinectes spp) and snow crabs (crabs of the family oregoniidae), fresh or chilled	12.000	4.698.125	44.423	28.578.197
03063520	Cold-water shrimps and prawns (pandalus spp, crangon crangon), live, other than breeding	10	1.286	360	35.708
03063530	Cold-water shrimps and prawns (pandalus spp, crangon crangon), fresh or chilled	67.811	327.514	218.017	901.556
03063611	Giant tiger prawns (penaeus monodon), live, breeding	-	600	-	1.800
03063612	Whiteleg shrimps (litopenaeus vannamei), live, breeding	1	454	36.000	38.926
03063613	Giant river prawns (macrobrachium rosenbergii), live, breeding	20	20	136	136
03063619	Other shrimps and prawns other than giant tiger prawns, whiteleg shrimps, and giant river prawns, live, breeding	181	373	2.030	3.938
03063622	Whiteleg shrimps (litopenaeus vannamei), live, other than breeding	-	25	-	39.440
03063623	Giant river prawns (macrobrachium rosenbergii), live, other than breeding	-	3	-	30
03063629	Shrimps and prawns other than giant tiger prawns, whiteleg shrimps, and giant river prawns, live, other than breeding	114.346	432.286	2.339.342	8.786.631
03063631	Giant tiger prawns (penaeus monodon), fresh or chilled	2.301	17.430	10.026	85.620
03063632	Whiteleg shrimps (litopenaeus vannamei), fresh or chilled	212.856	1.065.688	849.546	4.390.549
03063633	Giant river prawns (macrobrachium rosenbergii), fresh or chilled	1.500	8.400	2.736	15.852
03063639	Other shrimps and prawns other than giant tiger prawns, whiteleg shrimps, and giant river prawns, fresh or chilled	141.869	777.042	213.756	1.387.639
03063910	Live crustaceans, not elsewhere classified in subheading 030631 to 030636, whether in shell or not	2.839	5.714	74.427	177.836
03063920	Fresh or chilled crustaceans, not elsewhere classified in subheading 030631 to 030636, whether in shell or not,	-	95	-	4.554
03069329	Crabs, in airtight containers for retail sale, dried, salted or in brine	-	100.657	-	4.116.595
03069339	Crabs other than in airtight containers for retail sale, dried, salted or in brine	-	14.541	-	528.287
03069521	Shrimps and prawns, in airtight containers for retail sale, in shell, cooked by steaming or boiling in water	-	9	-	850
03069529	Shrimps and prawns, in airtight containers for retail sale, other than in	10.000	45.000	6.839	31.784
03069530	Shrimps and prawns, other than in airtight containers for retail sale	75.852	292.118	59.446	267.829
03069939	Crustaceans not elsewhere classified in subheading 030691 to 030695, whether in shell or not, other than in airtight containers for retail sale, dried, salted or in brine, cooked by steaming or by boiling in water	-	7.210	-	28.608
03071110	Oysters, live	-	874	-	874
03071120	Oysters, fresh or chilled	800	11.545	1.185	6.985
03072110	Scallops and other molluscs of the family pectinidae, live	96	343	96	683
03072120	Scallops and other molluscs of the family pectinidae, fresh or chilled	3.600	23.370	2.462	16.590
03072200	Scallops and other molluscs of the family pectinidae, frozen	29.602	340.349	61.266	632.176
03073200	Mussels (mytilus spp, perna spp), frozen	-	9.833	-	24.993
03074211	Cuttle fish (sepia officinalis, rossia macrosoma, sepiola spp) and squid (ommastrephes spp, loligo spp, nototodarus spp, sepioteuthis spp), live	900	5.800	450	2.900
03074221	Cuttle fish (sepia officinalis, rossia macrosoma, sepiola spp) and squid (ommastrephes spp, loligo spp, nototodarus spp, sepioteuthis spp), fresh or chilled	57.400	91.716	305.423	416.429
03074229	Cuttle fish and squid other than sepia officinalis, rossia macrosoma, sepiola spp, ommastrephes spp, loligo spp, nototodarus spp, sepioteuthis spp, fresh or chilled	8.540	306.340	12.378	1.246.423

Tabel 3 : Ekspor Indonesia menurut Komoditi (Kode HS 8 digit)

Mei 2022

Kode H S	Uraian golongan barang	Berat bersih (Kg)		Nilai F.O.B. (U S \$)	
		Bulan ini	Kumulatif	Bulan ini	Kumulatif
(1)	(2)	(3)	(4)	(5)	(6)
03074310	Cuttle fish (sepia officinalis, rossia macrosoma, sepiola spp) and squid (ommastrephes spp, loligo spp, nototodarus spp, sepioteuthis spp), frozen	8.455.235	44.736.408	38.136.548	181.046.825
03074390	Cuttle fish and squid other than sepia officinalis, rossia macrosoma, sepiola spp, ommastrephes spp, loligo spp, nototodarus spp, sepioteuthis spp, frozen	1.198.877	4.705.922	5.451.450	20.933.002
03074921	Cuttle fish (sepia officinalis, rossia macrosoma, sepiola spp) and squid (ommastrephes spp, loligo spp, nototodarus spp, sepioteuthis spp), frozen	50.113	792.337	341.742	4.935.118
03074929	Cuttle fish and squid other than sepia officinalis, rossia macrosoma, sepiola spp, ommastrephes spp, loligo spp, nototodarus spp, sepioteuthis spp, dried, salted or in brine	-	250	-	4.787
03074931	Cuttle fish (sepia officinalis, rossia macrosoma, sepiola spp) and squid (ommastrephes spp, loligo spp, nototodarus spp, sepioteuthis spp), smoked	45.017	119.693	191.473	475.207
03075200	Octopus (octopus spp), frozen	1.278.545	8.772.412	9.096.239	55.827.729
03075930	Octopus (octopus spp), smoked	46.000	88.000	620.725	1.186.450
03076010	Snails, other than sea snails, live	17.060	184.250	104.174	783.900
03076020	Snails, other than sea snails, fresh, chilled or frozen	169.142	490.871	548.411	1.342.766
03076040	Snails, other than sea snails, dried, salted or in brine	-	364	-	1.700
03077110	Clams, cockles and ark shells (families arcidae, arcticidae, cardiidae, donacidae, hiatellidae, mactridae, mesodesmatidae, myidae, semelidae, solecurtidae, solenidae, tridacnidae and veneridae), live	228.776	933.447	249.049	955.467
03077120	Clams, cockles and ark shells (families arcidae, arcticidae, cardiidae, donacidae, hiatellidae, mactridae, mesodesmatidae, myidae, semelidae, solecurtidae, solenidae, tridacnidae and veneridae), fresh/chilled	46.832	277.192	29.667	181.951
03077200	Clams, cockles and ark shells (families arcidae, arcticidae, cardiidae, donacidae, hiatellidae, mactridae, mesodesmatidae, myidae, semelidae, solecurtidae, solenidae, tridacnidae & veneridae), frozen	68.620	843.674	70.990	940.187
03077930	Clams, cockle, arkshells (arcidae, arcticidae, cardiidae, donacidae, hiatellidae, mactridae, mesodesmatidae, myidae, semelidae, solecurtidae, solenidae, tridacnidae and veneridae), dried, salted or in brine	-	14.520	-	21.780
03078110	Abalone (haliotis spp), live	6	6	253	253
03078400	Stromboid conchs (strombus spp), frozen	9.848	67.744	23.096	121.842
03078710	Abalone (haliotis spp), dried, salted or in brine	-	466	-	2.330
03079110	Molluscs, whether in shell or not, not elsewhere classified in subheadings 030711 to 030788, live	76.276	493.078	154.865	1.122.266
03079120	Molluscs, whether in shell or not, not elsewhere classified in subheadings 030711 to 030788, fresh or chilled	1.920	1.922	875	882
03079200	Molluscs, whether in shell or not, not elsewhere classified in subheadings 030711 to 030788, frozen	26.873	59.891	57.576	158.359
03079930	Molluscs, whether in shell or not, not elsewhere classified in subheadings 030711 to 030788, dried, salted or in brine	330	481	4.620	6.734
03081110	Sea cucumbers (stichopus japonicus, holothuroidea), live	-	49	-	797
03081120	Sea cucumbers (stichopus japonicus, holothuroidea), fresh or chilled	-	40	-	200
03081200	Sea cucumbers (stichopus japonicus, holothuroidea), frozen	-	27	-	486
03081920	Sea cucumbers (stichopus japonicus, holothuroidea), dried, salted or in brine	109.892	380.863	1.007.907	4.171.886
03082110	Sea urchins (strongylocentrotus spp, paracentrotus lividus, loxechinus albus, echinus esculentus), live	433	1.992	6.071	33.978
03082120	Sea urchins (strongylocentrotus spp, paracentrotus lividus, loxechinus albus, echinus esculentus), fresh or chilled	-	1	-	10
03083040	Jellyfish (rhopilema spp), dried, salted or in brine	39.375	1.106.254	59.786	2.242.221
03089010	Aquatic invertebrates other than crustaceans and molluscs, not elsewhere classified in subheadings 030811 to 030830, live	6.788	40.750	98.822	650.896

Tabel 3 : Ekspor Indonesia menurut Komoditi (Kode HS 8 digit)

Mei 2022

Kode H S	Uraian golongan barang	Berat bersih (Kg)		Nilai F.O.B. (U S \$)	
		Bulan ini	Kumulatif	Bulan ini	Kumulatif
(1)	(2)	(3)	(4)	(5)	(6)
03089030	Aquatic invertebrates other than crustaceans and molluscs, not elsewhere classified in subheadings 030811 to 030830, frozen	-	516	-	1.125
03089040	Aquatic invertebrates other than crustaceans and molluscs, not elsewhere classified in subheadings 030811 to 030830, dried, salted or in brine	-	16.424	-	135.521
03091000	Flours, meals and pellets of fish, fit for human consumption	1	449.345	1	462.179
03099011	Flours, meals and pellets of crustaceans, fit for human consumption, fresh or chilled	1.040	1.040	6.110	6.110
03099090	Flours, meals and pellets of other aquatic invertebrates, fit for human consumption	3	1.844	22	64.398
04011010	Milk and cream, not concentrated nor containing added sugar or other sweetening matter, of a fat content, by weight, not exceeding 1 %, in liquid form	76.906	283.718	55.570	215.110
04011090	Milk and cream, not concentrated nor containing added sugar or other sweetening matter, of a fat content, by weight, not exceeding 1 %, other than in liquid form	-	32.274	-	200.599
04012010	Milk and cream, not concentrated nor containing added sugar or other sweetening matter, of a fat content, by weight, exceeding 1 % but not exceeding 6%, in liquid form	364.288	1.950.652	309.781	1.693.440
04012090	Milk and cream, not concentrated nor containing added sugar or other sweetening matter, of a fat content, by weight, exceeding 1 % but not exceeding 6%, other than in liquid form	-	10	-	8
04014010	Milk in liquid form, not concentrated nor containing added sugar or other sweetening matter, of a fat content, by weight, exceeding 6 % but not exceeding 10%	4.753	82.601	6.628	118.443
04014020	Milk in frozen form, not concentrated nor containing added sugar or other sweetening matter, of a fat content, by weight, exceeding 6 % but not exceeding 10%	40.462	100.938	51.896	130.778
04014090	Milk, not concentrated nor containing added sugar or other sweetening matter, of a fat content, by weight, exceeding 6 % but not exceeding 10%, other than in liquid form and in frozen form	36.176	135.448	207.203	902.033
04015010	Milk and cream, not concentrated nor containing added sugar or other sweetening matter, of a fat content, by weight, exceeding 10 %, in liquid form	67.388	158.039	139.925	331.440
04015090	Milk and cream, not concentrated nor containing added sugar or other sweetening matter, of a fat content, by weight, exceeding 10 %, other than in liquid form	-	38	-	59
04021041	Milk & cream, in powder, granules/other solid forms, of a fat content, by weight, not exceeding 15 %, not containing added sugar/other sweetening matter, in containers of a net weight of 2 kg or less	-	2	-	28
04021042	Milk & cream, in powder, granules/other solid forms, of a fat content, by weight, not exceeding 15 %, not containing added sugar/other sweetening matter, in containers of a net weight of 2 kg or less	2.271	6.648	14.401	26.829
04021049	Milk & cream, in powder, granules/other solid forms, of a fat content, by weight, not exceeding 15 %, not containing added sugar/other sweetening matter, in containers of a 2 kg < net weight < 20 kg	28.098	367.286	164.921	3.011.524
04021092	Milk & cream, in powder, granules/other solid forms, of a fat content, by weight, not exceeding 15 %, containing added sugar or other sweetening matter, in containers of a net weight of 2 kg or less	5.067	19.620	13.524	34.266
04021099	Milk & cream, in powder, granules/other solid forms, of a fat content, by weight, not exceeding 15 %, containing added sugar or other sweetening matter, in containers of a 2 kg < net weight < 20 kg	88	9.925	472	154.269
04022130	Milk & cream, in powder, granules/other solid forms, of a fat content, by weight, exceeding 15 %, not containing added sugar or other sweetening matter, in containers of a 2 kg < net weight < 20 kg	-	384	-	1.120
04022190	Milk & cream, in powder, granules/other solid forms, of a fat content, by weight, exceeding 15 %, not containing added sugar or other sweetening matter, in containers of a 2 kg < net weight < 20 kg	15.989	279.991	78.334	1.457.349
04022990	Milk and cream, in powder, granules or other solid forms, of a fat content, by weight, exceeding 15 %, containing added sugar or other sweetening matter, in containers of a net weight of 2 kg or less	409	8.040	2.493	55.491

Tabel 3 : Ekspor Indonesia menurut Komoditi (Kode HS 8 digit)

Mei 2022

Kode H S	Uraian golongan barang	Berat bersih (Kg)		Nilai F.O.B. (U S \$)	
		Bulan ini	Kumulatif	Bulan ini	Kumulatif
(1)	(2)	(3)	(4)	(5)	(6)
04029900	Milk and cream, concentrated or containing added sugar or other sweetening matter, other than in subheading 040210 to 040221, containing added sugar or other sweetening matter	412.884	1.729.208	518.451	2.156.648
04032011	Yogurt, in liquid form, whether or not condensed, flavoured or containing added fruits (including pulp and jams), nuts or cocoa	64.873	926.136	113.354	1.157.772
04032019	Yogurt, in liquid form, whether or not condensed, not flavoured or containing added fruits (including pulp and jams), nuts or cocoa	10.222	534.946	13.660	712.273
04032091	Yogurt, not in liquid form, whether or not condensed, flavoured or containing added fruits (including pulp and jams), nuts or cocoa	-	139	-	346
04032099	Yogurt, not in liquid form, whether or not condensed, not flavoured or containing added fruits (including pulp and jams), nuts or cocoa	178.614	337.201	181.206	382.777
04039090	Curdled milk and cream, kephir and other fermented or acidified milk and cream, whether or not concentrated/containing added sugar/oth sweetening matter/flavoured/containing added fruit, nuts or cocoa	911.016	5.514.173	932.019	5.633.972
04041011	Whey, fit for human consumption, whether or not concentrated or containing added sugar or other sweetening matter, in powder form	32.030	264.155	97.851	672.356
04041019	Modified whey, whether or not concentrated or containing added sugar or other sweetening matter, in powder form	32	1.346	109	3.349
04049000	Products consisting of natural milk constituents, whether or not containing added sugar or other sweetening matter, not elsewhere specified or included	110	1.325	374	2.687
04051000	Butter	3.269	36.854	7.192	94.724
04059010	Anhydrous butterfat	45.600	258.445	308.256	1.721.858
04059030	Ghee	-	30	-	70
04061010	Fresh (unripened or uncured) cheese, including whey cheese	1.373	7.432	7.292	41.313
04062010	Grated or powdered cheese, of all kinds, in packages of a gross weight exceeding 20 kg	1.765	7.899	5.907	29.127
04062090	Grated or powdered cheese, of all kinds, other than in packages of a gross weight exceeding 20 kg	9	3.453	38	13.472
04063000	Processed cheese, not grated or powdered	56.461	492.004	197.630	2.006.798
04069000	Other cheese, not elsewhere classified in subheadings 040610 to 040640	122.028	878.677	451.076	3.311.738
04071110	Fertilised eggs for incubation of fowls of the species gallus domesticus, for breeding	-	22.482	-	422.094
04071190	Fertilised eggs for incubation of fowls of the species gallus domesticus, not for breeding	14.160	54.916	9.629	33.615
04072990	Fresh eggs, other than of fowls of the species gallus domesticus and ducks	-	240	-	154
04081100	Egg yolks, dried	500	2.000	7.502	30.163
04090000	Natural honey	35.558	208.052	39.141	1.057.827
04109010	Birds' nests	92.537	589.206	36.316.092	272.395.466
04109090	Edible products of animal origin, not elsewhere specified or included, other than birds' nests and turtles' eggs	-	844	-	85.182
05010000	Human hair, unworked, whether or not washed or scoured, waste of human hair	1.020	9.975	65.774	403.726
05051010	Duck feathers of a kind used for stuffing, down	166.504	666.502	327.764	1.371.513
05051090	Feathers of a kind used for stuffing, down, other than duck feathers	51.974	154.530	170.018	589.815
05059010	Duck feathers, other than of a kind used for stuffing, down	-	189.217	-	494.441

Tabel 3 : Ekspor Indonesia menurut Komoditi (Kode HS 8 digit)

Mei 2022

Kode H S	Uraian golongan barang	Berat bersih (Kg)		Nilai F.O.B. (U S \$)	
		Bulan ini	Kumulatif	Bulan ini	Kumulatif
(1)	(2)	(3)	(4)	(5)	(6)
05059090	Skins and other parts of birds, powder and waste feathers and parts of feathers or parts of feathers, feathers and parts of feathers not elsewhere classified in 0505 skins&other parts of birds, with their feathers and parts of feathers (w.o.n with trimmed edges), powder and waste of feathers/parts of feathers, other than of a kind used for stuffing, down, other than duck feathers	-	402	-	11.476
05061000	Ossein and bones treated with acid	-	699	-	5.204
05069000	Bones and horn-cores, unworked, defatted, simply prepared (but not cut to shape), treated with acid or degelatinised, powder and waste of these products, other than ossein and bones treated with acid	225	178.765	10.212	1.083.549
05080020	Shells of molluscs, crustaceans or echinoderms	340.357	2.543.135	303.940	2.455.476
05080090	Coral and similar materials, unworked or simply prepared but not otherwise worked	59.742	370.607	861.738	6.559.501
05100000	Ambergris,castoreum,civet & musk, cantharides, bile, w.o.n dried, glands & oth animal products used in the preparation of pharmaceutical products,fresh,chilled,frozen/otherwise provisionally preserved	30	93	1.500	8.350
05119110	Roes and milt of fish or crustaceans, molluscs or other aquatic invertebrates	-	150	-	448
05119130	Fish skin	135.083	768.467	240.917	1.128.134
05119190	Products of fish or crustaceans, molluscs or other aquatic invertebrates, dead animals of chapter 3, other than roes and milt, artemia egg, fish skin	67.325	660.093	289.287	2.206.524
05119990	Animal products not elsewhere specified or included, dead animals of chapter 1 or 3, unfit for human consumption, other than hs code 05111000 to 05119000	-	5.704	-	272.084
06021090	Unrooted cuttings and slips of other live plants (including their roots), other than orchids and rubber trees	4	13	67	347
06022000	Trees, shrubs and bushes, grafted or not, of kinds which bear edible fruit or nuts	190	1.417	1.017	23.867
06029010	Rooted orchid cuttings and slips	23	23	1.000	1.000
06029040	Budded stumps of the genus hevea	-	25	-	1.544
06029050	Seedlings of the genus hevea	325	2.136	57.470	299.443
06029090	Other live plants (including their roots), root cuttings and slips, mushroom spawn	174.214	1.531.446	1.143.612	7.048.794
06031100	Cut flowers and flower buds of a kind suitable for bouquets or for ornamental purposes of roses, fresh	85	166	850	1.013
06031200	Cut flowers and flower buds of a kind suitable for bouquets or for ornamental purposes of carnations, fresh	1	7	6	12
06031300	Cut flowers and flower buds of a kind suitable for bouquets or for ornamental purposes of orchids, fresh	-	7.500	-	50.100
06031400	Cut flowers and flower buds of a kind suitable for bouquets or for ornamental purposes of chrysanthemums, fresh	11.867	53.177	62.530	289.074
06031900	Cut flowers and flower buds of a kind suitable for bouquets or for ornamental purposes, fresh	35.631	363.922	97.113	752.996
06039000	Cut flowers and flower buds of a kind suitable for bouquets or for ornamental purposes, dried, dyed, bleached, impregnated or otherwise prepared	-	1	-	4
06042010	Mosses and lichens, fresh	3.147	18.596	25.616	151.376
06042090	Foliage, branches and other parts of plants, without flowers or flower buds, and grasses, being goods of a kind suitable for bouquets or for ornamental purposes, fresh	107.198	897.603	153.578	1.053.586
06049010	Mosses and lichens, dried, dyed, bleached, impregnated or otherwise prepared	6.832	52.568	38.926	279.133
06049090	Foliage, branches & oth parts of plants,without flowers/flower buds,and grasses,being goods of a kind suitable for bouquets/for ornamental purposes,dried, dyed,bleached,impregnated/otherwise prepared	1.945	26.127	360	59.429
07019090	Potatoes, other than seed and chipping potatoes, fresh or chilled	265.191	1.044.042	186.856	861.927
07020000	Tomatoes, fresh or chilled	8.025	40.898	19.908	90.322
07031019	Onions, other than bulbs for propagation, fresh or chilled	-	70	-	1.023

Tabel 3 : Ekspor Indonesia menurut Komoditi (Kode HS 8 digit)

Mei 2022

Kode H S	Uraian golongan barang	Berat bersih (Kg)		Nilai F.O.B. (U S \$)	
		Bulan ini	Kumulatif	Bulan ini	Kumulatif
(1)	(2)	(3)	(4)	(5)	(6)
07031029	Shallots, other than bulbs for propagation, fresh or chilled	-	500	-	1.152
07032010	Garlic, bulbs for propagation, fresh or chilled	-	48	-	125
07039090	Leeks and other alliaceous vegetables, other than bulbs for propagation, fresh or chilled	-	2.001	-	266
07041010	Cauliflowers, fresh or chilled	-	120	-	570
07041020	Headed broccoli, fresh or chilled	-	120	-	586
07042000	Brussels sprouts, fresh or chilled	-	9.320	-	10.911
07049010	Round (drumhead) cabbages, fresh or chilled	1.926.115	9.614.008	447.626	2.201.722
07049020	Chinese mustard, fresh or chilled	36.090	194.490	75.674	111.326
07049090	Kohlrabi, kale and similar edible brassicas, fresh or chilled	1.338.108	8.949.022	326.336	2.233.259
07051100	Cabbage lettuce (head lettuce), fresh or chilled	16.359	31.327	15.045	46.553
07051900	Lettuce (lactuca sativa), other than cabbage lettuce, fresh or chilled	72.201	380.872	76.095	372.317
07052900	Chicory other than witloof chicory, fresh or chilled	490	490	2.834	2.834
07061010	Carrots, fresh or chilled	2.385	10.506	1.038	6.041
07061020	Turnips, fresh or chilled	7.244	28.896	3.455	13.301
07069000	Salad beetroot, salsify, celeriac, radishes and similar edible roots, fresh or chilled	640	9.975	4.201	19.679
07070000	Cucumbers and gherkins, fresh or chilled	2.000	2.548	456	1.987
07081000	Peas (pisum sativum), shelled or unshelled, fresh or chilled	-	920	-	1.803
07082010	French beans, shelled or unshelled, fresh or chilled	80.866	476.418	90.153	583.831
07082020	Long beans, shelled or unshelled, fresh or chilled	91	154	84	181
07082090	Beans (vigna spp, phaseolus spp) other than french beans and long beans, shelled or unshelled, fresh or chilled	14.928	83.220	19.030	118.489
07089000	Leguminous vegetables other than peas and beans, shelled or unshelled, fresh or chilled	31.271	305.858	60.244	338.873
07092000	Asparagus, fresh or chilled	38	349	561	5.571
07093000	Aubergines (egg-plants), fresh or chilled	1.240	115.047	514	166.490
07095100	Mushrooms of the genus agaricus, fresh or chilled	8.290	71.720	42.501	263.040
07095990	Mushrooms and truffles, other than HS code 07095100 to 07095920, fresh or chilled	-	1.080	-	966
07096010	Chillies (fruits of genus capsicum), fresh or chilled	3.776	27.947	6.541	46.079
07096090	Fruits of the genus capsicum or of the genus pimenta, fresh or chilled, other than chillies (fruits of genus capsicum)	1	371	4	86
07097000	Spinach, new zealand spinach and orache spinach (garden spinach), fresh or chilled	50	200	159	646
07099200	Olives, fresh or chilled	-	0	-	1
07099300	Pumpkins, squash and gourds (cucurbita spp), fresh or chilled	37.475	214.803	14.277	69.457
07099910	Sweet corn, fresh or chilled	1.200	1.200	906	906
07099920	Lady's finger (okra), fresh or chilled	-	962.511	-	1.848.294
07099990	Vegetables, other than HS code 07092000 to 07099920, fresh or chilled	18.304	296.295	23.615	455.820
07102200	Beans (vigna spp, phaseolus spp), shelled or unshelled, uncooked or cooked by steaming or boiling in water, frozen	4.110	19.503	11.039	46.971
07102900	Leguminous vegetables other than peas and bean, shelled or unshelled, uncooked or cooked by steaming or boiling in water, frozen	301.049	1.797.974	594.041	3.553.970
07103000	Spinach, new zealand spinach and orache spinach (garden spinach), uncooked or cooked by steaming or boiling in water, frozen	-	99	-	107
07104000	Sweet corn, uncooked or cooked by steaming or boiling in water, frozen	109.821	526.054	110.438	636.313
07108000	Vegetables, other than in subheading 071021 to 071040, uncooked or cooked by steaming or boiling in water, frozen	699.078	2.059.962	1.263.656	3.516.423
07109000	Mixtures of vegetables, uncooked or cooked by steaming or boiling in water, frozen	-	39.951	-	83.766
07114090	Cucumbers and gherkins, provisionally preserved other than by sulphur dioxide gas, but unsuitable in that state for immediate consumption	-	5	-	5

Tabel 3 : Ekspor Indonesia menurut Komoditi (Kode HS 8 digit)

Mei 2022

Kode H S	Uraian golongan barang	Berat bersih (Kg)		Nilai F.O.B. (U S \$)	
		Bulan ini	Kumulatif	Bulan ini	Kumulatif
(1)	(2)	(3)	(4)	(5)	(6)
07115190	Mushrooms of the genus agaricus, provisionally preserved, but unsuitable in that state for immediate consumption, preserved other than by sulphur dioxide gas	305	1.199	2.074	5.270
07115990	Mushrooms and truffles, other than mushrooms of the genus agaricus, provisionally preserved, but unsuitable in that state for immediate consumption, preserved other than by sulphur dioxide gas	1	1	3	3
07119020	Chillies (fruits of genus capsicum), provisionally preserved, but unsuitable in that state for immediate consumption	1.265	6.335	7.274	38.798
07119050	Onions, preserved other than by sulphur dioxide gas	-	2.485	-	6.988
07119090	Vegetables, other than HS code 07112011 to 07119050, mixtures of vegetables, preserved other than by sulphur dioxide gas	-	20.880	-	38.395
07122000	Onions, dried , whole, cut, sliced, broken or in powder, but not further prepared	-	208	-	673
07123100	Mushrooms of the genus agaricus, dried , whole, cut, sliced, broken or in powder, but not further prepared	1.934	31.193	5.492	70.157
07123200	Wood ears (auricularia spp), dried , whole, cut, sliced, broken or in powder, but not further prepared	-	175	-	1.041
07123400	Shiitake (lentinus edodes), dried , whole, cut, sliced, broken or in powder, but not further prepared	-	255	-	3.641
07123990	Mushrooms other than of the genus agaricus, dried , whole, cut, sliced, broken or in powder, but not further prepared	10.220	15.360	50.620	69.566
07129010	Garlic, dried , whole, cut, sliced, broken or in powder, but not further prepared	37	33.263	307	72.649
07129090	Vegetables, other than HS code 07122000 to 07129020, mixtures of vegetables, dried , whole, cut, sliced, broken or in powder, but not further prepared	116.332	847.641	211.858	3.781.267
07133190	Beans of the species vigna mungo (l) hepper or vigna radiata (l) wilczek, dried, shelled, whether or not skinned or split, not suitable for sowing	979.324	1.576.347	1.084.080	1.903.633
07133390	Kidney beans, including white pea beans (phaseolus vulgaris), dried, shelled, whether or not skinned or split, not suitable for sowing	-	13.320	-	6.247
07139090	Dried leguminous vegetables other than in subheading 071310 to 071360, shelled, whether or not skinned or split, not suitable for sowing	3.100	3.100	775	778
07141011	Dried chips of manioc (cassava)	1.435	108.428	720	238.937
07141019	Manioc (cassava), sliced or in the form of pellets, other than dried chips	4.653	69.837	3.021	128.614
07141091	Manioc (cassava), other than sliced or in the form of pellets, frozen	2.786	5.100	3.960	6.188
07141099	Manioc (cassava), other than sliced or in the form of pellets, fresh, chilled, or dried	5.193	99.480	4.918	72.517
07142010	Sweet potatoes, whether or not sliced or in the form of pellets, frozen	295.803	1.480.721	426.979	2.025.037
07142090	Sweet potatoes, whether or not sliced or in the form of pellets, fresh, chilled, or dried	757.731	4.053.943	419.852	2.306.218
07144010	Taro (colocasia spp), whether or not sliced or in the form of pellets, frozen	38.380	62.558	57.686	92.588
07144090	Taro (colocasia spp), whether or not sliced or in the form of pellets, fresh, chilled, or dried	335.961	1.398.447	81.730	431.061
07149019	Sago pith, fresh, chilled, or dried	-	2.576.501	-	383.468
08011100	Coconuts, desiccated, fresh or dried, whether or not shelled or peeled	5.690.310	46.524.507	9.169.752	71.051.237
08011200	Coconuts, in the inner shell (endocarp), fresh or dried, whether or not peeled	12.269.544	138.862.211	2.898.411	36.289.083
08011910	Young coconut, fresh or dried, whether or not peeled	2	284.646	0	42.235
08011990	Coconuts, other than desiccated, in the inner shell (endocarp), and young coconut, fresh or dried, whether or not shelled or peeled	27.239.070	194.697.129	7.296.620	55.447.002
08012100	Brazil nuts, in shell, fresh or dried, whether or not peeled	-	1	-	23
08012200	Brazil nuts, shelled, fresh or dried, whether or not peeled	-	22.347	-	29.886

Tabel 3 : Ekspor Indonesia menurut Komoditi (Kode HS 8 digit)

Mei 2022

Kode H S	Uraian golongan barang	Berat bersih (Kg)		Nilai F.O.B. (U S \$)	
		Bulan ini	Kumulatif	Bulan ini	Kumulatif
(1)	(2)	(3)	(4)	(5)	(6)
08013100	Cashew nuts, in shell, fresh or dried, whether or not peeled	270.212	1.493.656	362.469	2.010.979
08013200	Cashew nuts, shelled, fresh or dried, whether or not peeled	253.758	1.174.798	1.241.783	8.101.715
08021210	Almonds, shelled, blanched, fresh or dried, whether or not peeled	73.143	127.482	433.031	796.631
08021290	Almonds, shelled, unblanched, fresh or dried, whether or not peeled	2	164.691	95	1.052.825
08022200	Hazelnuts or filberts (corylus spp), shelled, fresh or dried, whether or not peeled	-	200	-	400
08023100	Walnuts, in shell, fresh or dried, whether or not peeled	-	1.240	-	9.176
08023200	Walnuts, shelled, fresh or dried, whether or not peeled	4.270	4.595	14.936	15.838
08027000	Kola nuts (cola spp), fresh or dried, whether or not shelled or peeled	-	698	-	2.742
08028000	Areca nuts, fresh or dried, whether or not shelled or peeled	12.398.214	89.338.659	17.396.736	133.745.101
08029100	Pine nuts, in shell, fresh or dried, whether or not peeled	2.520	4.889	8.005	12.455
08029200	Pine nuts, shelled, fresh or dried, whether or not peeled	520	21.120	6.655	34.730
08029900	Nuts, not elsewhere classified in heading 0801 and 0802, fresh or dried, whether or not shelled or peeled	167.969	3.252.719	251.372	4.427.253
08031010	Plantains, fresh	613.300	3.926.205	186.589	1.214.231
08031020	Plantains, dried	390	3.233	865	8.507
08039010	Lady's finger banana, fresh or dried	4.668	51.919	6.820	46.677
08039020	Cavendish banana (musa acuminata), fresh or dried	707.528	2.067.576	391.662	1.128.370
08039090	Bananas, not elsewhere classified in subheading 0803, fresh or dried,	83.510	4.545.770	7.224	2.257.234
08041000	Dates, fresh or dried	58	17.893	327	46.142
08043000	Pineapples, fresh or dried	377.345	2.837.640	212.282	1.650.328
08044000	Avocados, fresh or dried	34.080	197.707	19.418	92.404
08045010	Guavas, fresh or dried	1.577	6.050	3.299	10.504
08045021	Mangoe, fresh	6.873	9.128	27.596	37.497
08045022	Mangoes, dried	147	311	2.478	5.007
08045030	Mangosteens, fresh or dried	92.625	8.552.683	215.703	25.046.899
08051010	Oranges, fresh	660	20.120	301	29.294
08052100	Mandarins (including tangerines and satsumas), fresh or dried	2.790	3.490	772	1.885
08052200	Clementines, fresh or dried	-	42	-	428
08052900	Citrus fruit, wilkings and similar citrus hybrids, fresh or dried	-	45	-	127
08054000	Grapefruit and pomelos, fresh or dried	-	10	-	11
08055010	Lemons (citrus limon, citrus limonum, fresh or dried	-	16.552	-	15.654
08055020	Limes (citrus aurantifolia, citrus latifolia), fresh or dried	19.748	350.062	36.321	273.915
08059000	Citrus fruit, fresh or dried, , not elsewhere classified in heading 0805	5.776	23.045	33.585	87.029
08061000	Grapes, fresh	-	27.700	-	45.668
08062000	Grapes, dried	40	690	41	524
08071100	Watermelons, fresh	4.000	20.526	1.700	7.743
08071900	Melons, other than watermelon, fresh	5.412	7.590	6.102	7.879
08072000	Papaws (papayas), fresh	1.495	3.075	856	1.694
08081000	Apples, fresh	2.400	2.450	490	610
08092900	Cherries other than sour cherries (prunus cerasus), fresh	-	200	-	359
08094010	Plums, fresh	-	24	-	136
08102000	Raspberries, blackberries, mulberries and loganberries, fresh	1.683	13.387	30.156	234.489
08104000	Cranberries, bilberries and other fruits of the genus vaccinium, fresh	-	5	-	6
08106000	Durians, fresh	1.040	11.611	4.052	50.004
08109010	Longans, mata kucing, fresh	-	1	-	50
08109020	Lychees, fresh	-	1	-	37
08109030	Rambutan, fresh	250	220.962	34	420.901
08109040	Langsat (lanzones), fresh	-	875	-	923
08109050	Jackfruit (including cempedak and nangka), fresh	849	22.141	482	42.426
08109060	Tamarinds, fresh	911	69.376	584	27.331
08109070	Starfruit, fresh	6	192	29	931
08109091	Salacca (snake fruit), fresh	161.943	842.710	131.196	794.429
08109092	Dragon fruit, fresh	3.535	105.220	8.059	227.808

Tabel 3 : Ekspor Indonesia menurut Komoditi (Kode HS 8 digit)

Mei 2022

Kode H S	Uraian golongan barang	Berat bersih (Kg)		Nilai F.O.B. (U S \$)	
		Bulan ini	Kumulatif	Bulan ini	Kumulatif
(1)	(2)	(3)	(4)	(5)	(6)
08109093	Sapodilla (ciku fruit), fresh	24	212	128	1.235
08109094	Pomegranate (punica spp), annona spp, syzygium spp, eugenia spp, marian plum(bouea spp), passiflora spp, cottonfruit (sandoricum spp), jujube (ziziphus spp) and tampoi or rambai (baccaurea spp), fresh	2.585	23.677	2.349	20.247
08109099	Other fruit, fresh, not elsewhere classified in heading 0803-0810	25.932	33.611	37.405	45.541
08111000	Strawberries, uncooked or cooked by steaming or boiling in water, frozen, whether or not containing added sugar or other sweetening matter	-	110	-	195
08119000	Fruit and nuts, uncooked or cooked by steaming or boiling in water, frozen, whether or not containing added sugar or other sweetening matter, n.ec. in heading 0811	202.224	1.887.501	324.810	1.928.508
08129090	Fruit and nuts, other than cherries, strawberries, provisionally preserved, but unsuitable in that state for immediate consumption	-	10.800	-	4.598
08133000	Apples, dried	300	675	204	577
08134010	Longans, dried	-	48.000	-	20.160
08134020	Tamarinds, dried	3.510	125.270	13.147	195.974
08134090	Fruit dried, other than that of headings 0801 to 0806, other than apricots, prunes, apples, longans, tamarinds	119.170	572.350	99.821	531.339
08135030	Mixtures of which dates predominate by weight	-	13.710	-	34.337
08135040	Mixtures of dried of which avocados or oranges or mandarins (including tangerines and satsumas) predominate by weight	1	1	110	110
08140000	Peel of citrus fruit or melons (including watermelons), fresh, frozen, dried or provisionally preserved in brine, in sulphur water or in other preservative solutions	-	12	-	14
09011120	Arabica, not roasted, not decaffeinated	4.497.396	10.090.300	27.235.682	59.594.319
09011130	Robusta, not roasted, not decaffeinated	19.592.687	127.593.630	37.896.457	325.202.121
09011190	Coffee other than arabica and robusta, not roasted, not decaffeinated	173.140	1.620.004	495.510	4.690.065
09011220	Arabica or robusta, not roasted, decaffeinated	5.925	32.170	25.727	189.917
09011290	Coffee other than arabica or robusta, not roasted, decaffeinated	5	4.193	75	1.148
09012111	Arabica, roasted, unground, not decaffeinated	9.475	21.417	54.856	123.429
09012112	Robusta, roasted, unground, not decaffeinated	4.553	33.630	15.638	102.107
09012119	Coffee other than arabica and robusta , roasted, unground, not decaffeinated	48	42.673	2.332	478.837
09012120	Coffee, roasted, not decaffeinated, ground	242.023	971.538	823.044	3.082.937
09012210	Coffee, roasted, decaffeinated, unground	-	6.269	-	65.575
09012220	Coffee, roasted, decaffeinated, ground	-	3.450	-	11.849
09019010	Coffee husks and skins	103	8.390	435	24.907
09019020	Coffee substitutes containing coffee	45.592	415.490	133.666	1.171.599
09021010	Leaves Green tea (not fermented) in immediate packings of a content not exceeding 3 kg, whether or not flavoured	997	19.612	6.986	57.087
09021090	Green tea (not fermented), other than leaves in immediate packings of a content not exceeding 3 kg, whether or not flavoured	13.446	95.505	128.814	869.360
09022010	Leaves green tea (not fermented), other than in immediate packings of a content not exceeding 3 kg, whether or not flavoured	137.011	1.414.521	278.788	2.679.518
09022090	Green tea (not fermented), other than leaves in immediate packings of a content not exceeding 3 kg, whether or not flavoured	49.651	408.632	81.882	627.736
09023010	Leaves black tea (fermented) and partly fermented tea, in immediate packings of a content not exceeding 3 kg, whether or not flavoured	-	400	-	3.822
09023090	Black tea (fermented) and partly fermented tea, other than leaves, in immediate packings of a content not exceeding 3 kg, whether or not flavoured	305.174	1.729.902	1.755.633	10.187.607

Tabel 3 : Ekspor Indonesia menurut Komoditi (Kode HS 8 digit)

Mei 2022

Kode H S	Uraian golongan barang	Berat bersih (Kg)		Nilai F.O.B. (U S \$)	
		Bulan ini	Kumulatif	Bulan ini	Kumulatif
(1)	(2)	(3)	(4)	(5)	(6)
09024010	Leaves black tea (fermented) and partly fermented tea, other than in immediate packings of a content not exceeding 3 kg, whether or not flavoured	114.301	689.895	258.287	1.431.141
09024090	Black tea (fermented) and partly fermented tea, other than leaves, other than in immediate packings of a content not exceeding 3 kg, whether or not flavoured	2.650.711	13.842.719	4.000.887	21.260.026
09030000	Maté	-	3.185	-	7.885
09041110	White pepper, neither crushed nor ground	1.201.635	6.980.140	7.778.785	43.466.805
09041120	Black pepper, neither crushed nor ground	997.807	6.956.955	2.912.262	23.257.004
09041190	Pepper, other than white pepper and black pepper, neither crushed nor ground	121.895	919.719	406.632	3.919.902
09041210	White pepper, crushed or ground	16.201	91.006	133.674	741.801
09041220	Black pepper, crushed or ground	50.029	359.605	308.948	1.886.459
09041290	Pepper, other than white pepper and black pepper, crushed or ground	2.475	14.199	1.786	140.936
09042110	Chillies (fruits of the genus capsicum), dried, neither crushed nor ground	1.051	52.725	5.611	216.074
09042190	Fruits of the genus capsicum or of the genus pimenta, other than chillies, dried, neither crushed nor ground	6.250	79.515	19.725	306.855
09042210	Chillies (fruits of the genus capsicum), crushed or ground	4.915	468.577	57.727	2.210.150
09042290	Fruits of the genus capsicum or of the genus pimenta, other than chillies, crushed or ground	3.674	17.778	1.168	22.500
09051000	Vanilla, neither crushed nor ground	14.602	258.596	1.625.527	10.049.750
09052000	Vanilla, crushed or ground	822	10.392	54.917	914.171
09061100	Cinnamon (cinnamomum zeylanicum blume), neither crushed nor ground	502.222	3.953.493	3.044.995	22.982.758
09061900	Cinnamon-tree flowers, neither crushed nor ground	343.027	2.803.232	1.836.585	14.387.306
09062000	Cinnamon and cinnamon-tree flowers, crushed or ground	767.135	4.931.851	3.563.315	23.041.444
09071000	Cloves (whole fruit, cloves and stems), neither crushed nor ground	956.346	5.452.098	5.428.527	32.602.720
09072000	Cloves (whole fruit, cloves and stems), crushed or ground	22.877	91.561	181.023	725.574
09081100	Nutmeg, neither crushed nor ground	803.380	6.093.795	4.873.152	37.503.575
09081200	Nutmeg, crushed or ground	325.093	1.726.869	2.863.100	14.515.115
09082100	Mace, neither crushed nor ground	213.005	1.272.201	3.679.882	20.562.046
09082200	Mace, crushed or ground	43.851	252.020	504.243	3.576.838
09083100	Cardamoms, neither crushed nor ground	675.952	4.811.616	3.264.334	27.001.790
09083200	Cardamoms, crushed or ground	2	9.238	14	33.859
09092100	Seeds of coriander, neither crushed nor ground	18.660	29.430	29.368	53.249
09092200	Seeds of coriander, crushed or ground	521	5.248	1.709	18.892
09093100	Seeds of cumin, neither crushed nor ground	-	30	-	24
09093200	Seeds of cumin, crushed or ground	-	1.619	-	3.499
09096110	Seeds of anise, neither crushed nor ground	5	2.005	8	20.008
09096130	Seeds of caraway, neither crushed nor ground	-	100	-	379
09096190	Juniper berries, neither crushed nor ground	-	12.437	-	78.351
09096210	Seeds of anise, crushed or ground	10	1.113	21	6.223
09096230	Seeds of caraway, crushed or ground	-	42	-	43
09101100	Ginger, neither crushed nor ground	234.116	1.462.430	371.879	1.511.791
09101200	Ginger, crushed or ground	4.613	25.191	22.018	159.139
09102000	Saffron	11	11	424	424
09103000	Turmeric (curcuma)	346.005	3.067.930	325.672	2.813.438
09109110	Curry, mixtures referred to in note 1(b) to this chapter	418	2.565	4.507	18.958
09109190	Spices other than curry, mixtures referred to in note 1(b) to this chapter	12.953	86.785	16.432	212.883
09109910	Thyme, bay leaves	711	14.237	3.829	44.407
09109990	Spices, not elsewhere classified in heading 0910, mixtures referred to in note 1(b) to this chapter	105.106	522.778	117.742	934.272
10051000	Maize (corn), seed	16.208	340.759	14.205	913.302
10059010	Popcorn	16.921	51.465	33.364	84.194
10059091	Maize (corn), other than seed, fit for human consumption	54.000	93.004	36.324	62.635
10059099	Maize (corn), other than seed, not for human consumption	-	194.550	-	127.276
10061010	Rice in the husk (paddy or rough), suitable for sowing	-	26.000	-	292.500
10061090	Rice in the husk (paddy or rough), not suitable for sowing	3	7.228	38	1.888

Tabel 3 : Ekspor Indonesia menurut Komoditi (Kode HS 8 digit)

Mei 2022

Kode H S	Uraian golongan barang	Berat bersih (Kg)		Nilai F.O.B. (U S \$)	
		Bulan ini	Kumulatif	Bulan ini	Kumulatif
(1)	(2)	(3)	(4)	(5)	(6)
10062010	Hom mali rice	-	1.230	-	590
10062090	Husked (brown) rice, other than hom mali rice	-	422	-	952
10063030	Glutinous rice, semi-milled or wholly milled rice, whether or not polished or glazed	-	4.000	-	6.200
10063091	Parboiled rice, semi-milled or wholly milled rice, whether or not polished or glazed	-	32	-	7
10063099	Semi-milled or wholly milled rice, whether or not polished or glazed, other than hs code 10063030 to 10063091	19.000	425.000	15.504	265.697
10064090	Broken rice, other than of a kind used for animal feed	-	17	-	140
10082900	Millet, other than seed	-	2	-	2
11010011	Wheat flour, fortified	4.501.615	20.471.453	2.415.969	10.657.725
11010019	Wheat flour, other than fortified	630.522	2.959.121	349.179	1.461.332
11010020	Meslin flour	-	1.482	-	1.219
11022000	Maize (corn) flour	56.775	455.220	45.372	274.933
11029010	Rice flour	12.393	182.453	13.587	182.398
11029020	Rye flour	2.328	5.500	1.940	4.369
11029090	Cereal flours, other than of wheat or meslin, other than rice flour or rye flour	29.920	144.017	15.864	141.018
11031100	Groats and meal of wheat	30	85	16	86
11031300	Groats and meal of maize (corn)	-	2.590	-	1.348
11031920	Groats and meal of rice	-	5.768	-	7.104
11031990	Groats and meal of other cereal other than meslin or rice	-	308	-	117
11041200	Rolled or flaked grains of oats	-	336	-	1.092
11041910	Rolled or flaked grains of maize (corn)	-	400	-	190
11041990	Rolled or flaked grains of cereal, other than oats and maize (corn)	54	104	91	118
11042990	Other worked grains (for example, hulled, pearled, sliced or kibbled) of other cereals, other than of barley	-	18.331	-	99.788
11043000	Germ of cereals, whole, rolled, flaked or ground	368.500	1.451.501	220.057	759.409
11051000	Flour, meal and powder of potatoes	18.426	45.502	11.995	59.978
11052000	Flakes, granules and pellets of potatoes	-	14	-	15
11061000	Flour, meal and powder of the dried leguminous vegetables of heading 0713	-	178	-	409
11062010	Flour, meal and powder of manioc (cassava)	1.102	191.613	358	82.270
11062020	Flour, meal and powder of sago	1.142.594	3.539.552	261.853	808.145
11062090	Flour, meal and powder of roots or tubers of heading 0714, other than manioc (cassava)	140.104	1.181.481	426.331	3.319.712
11063000	Flour, meal and powder of the products of chapter 8	82.289	1.634.225	334.736	7.638.134
11081100	Wheat starch	-	1.214	-	1.952
11081200	Maize (corn) starch	1.085.909	9.647.191	573.746	4.989.238
11081300	Potato starch	2.500	2.529	7.084	7.124
11081400	Manioc (cassava) starch	704.901	3.876.334	403.454	2.418.107
11081910	Sago starches	-	575.019	-	281.743
11081990	Starches, other than wheat, maize, potato, manioc, and sago	28	511.176	19	301.454
11082000	Inulin	-	5	-	10
12011000	Soya beans, whether or not broken, seed	63.000	180.300	25.200	88.430
12019000	Soya beans, whether or not broken, other than seed	368.000	1.063.596	100.475	432.429
12024100	Ground-nuts, not roasted or otherwise cooked, whether or not shelled or broken, other than seed, in shell	146.345	387.521	322.324	874.418
12024200	Ground-nuts, not roasted or otherwise cooked, whether or not shelled or broken, other than seed, shelled, whether or not broken	7.702	12.016	40.702	53.136
12030000	Copra	2.295.580	11.591.176	2.522.722	12.919.752
12060000	Sunflower seeds, whether or not broken	-	7	-	27
12071010	Palm nuts suitable for sowing/planting	1.265	9.231	183.141	1.270.009
12071030	Kernels	6	6	1	1
12071090	Palm nuts, other than suitable for sowing/planting	400.000	1.774.805	65.280	362.037
12072100	Cotton seeds, seed	24.000	24.000	11.040	11.040
12072900	Cotton seeds, other than seed	307.681	1.379.450	105.030	430.884
12074010	Sesamum seeds, edible	-	206	-	55
12074090	Sesamum seeds, not edible	-	71.990	-	176.907
12076000	Safflower (carthamus tinctorius) seeds	-	8.500	-	42.250

Tabel 3 : Ekspor Indonesia menurut Komoditi (Kode HS 8 digit)

Mei 2022

Kode H S	Uraian golongan barang	Berat bersih (Kg)		Nilai F.O.B. (U S \$)	
		Bulan ini	Kumulatif	Bulan ini	Kumulatif
(1)	(2)	(3)	(4)	(5)	(6)
12077000	Melon seeds	-	2	-	894
12079950	Fresh fruit bunch of oil palm	8	731.163	1	133.071
12079990	Other oil seeds and oleaginous fruits, other than HS code 12071010 to 12079950, whether or not broken	0	196.558	35	104.644
12081000	Flours and meals of soya beans	1.240	2.711	1.562	4.365
12089000	Flours and meals of oil seeds or oleaginous fruits, other than those of mustard, other than of soya beans	5.000	12.460	3.000	15.203
12091000	Sugar beet seeds, of a kind used for sowing	-	53	-	48
12092910	Timothy grass (phleum pratense) seeds, of a kind used for sowing	-	2	-	38
12092990	Seeds of forage plants, of a kind used for sowing, other than HS code 12092100 to 12092990	20.006	212.898	31.416	573.719
12093000	Seeds of herbaceous plants cultivated principally for their flowers, of a kind used for sowing	65	283	406.117	1.171.891
12099190	Vegetable seeds, other than onion seeds, of a kind used for sowing	43.419	1.122.203	217.100	2.225.787
12099920	Rubber tree seeds, of a kind used for sowing	-	18	-	13
12099990	Seeds, fruit and spores, other than HS code 12099110 to 12099930, of a kind used for sowing	25.408	110.867	56.470	202.322
12102000	Hop cones, ground, powdered or in the form of pellets, lupulin	1	2	13	15
12112090	Ginseng roots, chilled, frozen	-	207	-	5.602
12119011	Cannabis, in cut, crushed or powdered form, of a kind used primarily in pharmacy, fresh, chilled, frozen or dried	-	120	-	720
12119017	Plants and parts of plants (incl seeds and fruits), of a kind used primarily in pharmacy, oth than cannabis, rauwolfia serpentina roots, and liquorice roots, fresh/dried, in cut, crushed/powdered form	28.505	30.520	57.450	61.480
12119018	Plants and parts of plants (including seeds and fruits), of a kind used primarily in pharmacy, other than cannabis, rauwolfia serpentina roots, and liquorice roots, in cut, crushed or powdered form	915	915	4.297	4.297
12119019	Plants and parts of plants (including seeds and fruits), of a kind used primarily in pharmacy, other than HS code 12119011 to 12119018	3.984	11.547	5.617	171.737
12119091	Pyrethrum, in cut, crushed or powdered form, fresh, chilled, frozen or dried	128.346	559.080	128.227	801.155
12119092	Pyrethrum, in other forms, fresh, chilled, frozen or dried	-	2.691	-	26.910
12119094	Sandalwood chips, fresh, chilled, frozen or dried	5.442	62.329	166.066	498.532
12119095	Agarwood (gaharu) chips, fresh, chilled, frozen or dried	54.622	682.288	903.378	6.684.673
12119097	Bark of persesea (persesea kurzii kosterm), fresh, chilled, frozen or dried	-	15.600	-	28.922
12119098	Plants & parts of plants,of a kind used primarily in perfumery/for insecticidal,fungicidal/similar purposes,fresh,chilled,frozen/dried, in cut,crushed/powdered form, oth than HS code 12119091-12119097	498.515	2.498.903	887.228	5.027.079
12119099	Plants & parts of plants,of a kind used primarily in perfumery/for insecticidal,fungicidal/similar purposes,fresh,chilled,frozen/dried, in cut,crushed/powdered form, oth than HS code 12119091-12119098	486.395	2.392.964	1.236.513	5.304.797
12122111	Eucheuma spinosum, dried but not ground	824.606	5.507.174	571.739	3.560.239
12122112	Eucheuma cottonii, dried but not ground	10.303.408	44.668.177	26.467.391	111.994.613
12122113	Gracilaria spp, dried but not ground	3.357.080	16.081.202	2.401.719	10.995.374
12122119	Seaweeds and other algae other than eucheuma spinosum, cottonii, and gracilaria spp, fit for human consumption, dried but not ground	364.800	871.542	2.186.072	13.222.977
12122190	Seaweeds and other algae other than eucheuma spinosum, cottonii, and gracilaria spp, fit for human consumption, fresh, chilled, frozen	672.350	7.393.944	1.037.090	8.719.791

Tabel 3 : Ekspor Indonesia menurut Komoditi (Kode HS 8 digit)

Mei 2022

Kode H S	Uraian golongan barang	Berat bersih (Kg)		Nilai F.O.B. (U S \$)	
		Bulan ini	Kumulatif	Bulan ini	Kumulatif
(1)	(2)	(3)	(4)	(5)	(6)
12122911	Seaweeds and other algae, fresh, chilled or dried, of a kind used in pharmacy, not fit for human consumption	24.000	48.900	129.000	391.125
12122919	Seaweeds and other algae, fresh, chilled or dried, of a kind used in dyeing, tanning, perfumery, or for insecticidal, fungicidal or similar purposes, not fit for human consumption	1.204.130	8.364.857	324.902	2.459.502
12122920	Seaweeds and other algae, fresh, chilled or dried, not of a kind not used in dyeing, tanning, perfumery, pharmacy, or for insecticidal, fungicidal or similar purposes, not fit for human consumption	130.041	876.511	45.500	436.826
12122930	Seaweeds and other algae, frozen, not of a kind not used in dyeing, tanning, perfumery, pharmacy, or for insecticidal, fungicidal or similar purposes, not fit for human consumption	-	88.000	-	143.612
12129100	Sugar beet, fresh, chilled, frozen or dried, whether or not ground	-	14.891	-	13.406
12129200	Locust beans (carob), fresh, chilled, frozen or dried, whether or not ground	-	100	-	200
12129390	Sugar cane, fresh, chilled, frozen or dried, whether or not ground, not suitable for planting	-	400	-	617
12129910	Stones and kernels of apricot, peach (including nectarine) or plum, of a kind used primarily for human consumption, not elsewhere specified or included	-	83.580	-	57.299
12129990	Fruit stones and kernels other than apricot, peach (including nectarine) or plum, of a kind used primarily for human consumption, not elsewhere specified or included	421.208	1.405.894	528.061	1.495.679
12130000	Cereal straw and husks, unprepared, whether or not chopped, ground, pressed or in the form of pellets	-	47.500	-	50.249
12149000	Swedes, mangolds, fodder roots, hay, lucerne (alfalfa), clover, sainfoin, forage kale, lupines, vetches and similar forage products, whether or not in the form of pellets	15	26.015	54	10.854
13012000	Gum arabic	150	73.890	423	40.164
13019040	Lac	101.526	362.906	642.771	1.960.800
13019090	Natural gums, resins, gum-resins and oleoresins, other than gum arabic and cannabis resins	3.433.821	19.030.430	4.876.145	27.106.740
13021200	Vegetable saps and extracts of liquorice	-	4	-	345
13021940	Vegetable saps and extracts of pyrethrum or of the roots of plants containing rotenone	16.003	48.774	35.627	268.104
13021950	Japan (or chinese) lacquer (natural lacquer)	-	129	-	3.004
13021990	Vegetable saps and extracts, other than HS codes 13021110 to 13021950	41.760	601.775	28.299	480.775
13022000	Pectic substances, pectinates and pectates	35.188	165.996	34.488	261.800
13023100	Agar-agar	12.500	318.192	189.543	4.917.685
13023200	Mucilages and thickeners, whether or not modified, derived from locust beans, locust bean seeds or guar seeds	1	2.302	10	15.065
13023911	Carrageenan, powder, semi-refined	973.900	4.857.422	10.679.929	48.368.003
13023912	Carrageenan, powder, refined	29.800	310.863	557.296	4.138.216
13023913	Carrageenan, alkali treated carrageenan chips (atcc)	98.250	672.251	1.050.409	5.782.947
13023919	Carrageenan, other than powder and alkali treated carrageenan chips (atcc)	8.000	111.235	68.930	618.353
13023990	Mucilages and thickeners, whether or not modified, derived from vegetable products, other than HS code 13023100 to 13023919	36.737	229.143	283.814	1.922.039
14011000	Bamboos, a kind used primarily for plaiting	128.273	838.798	51.716	639.441
14019000	Vegetable materials of a kind used primarily for plaiting (for example, reeds, rushes, osier, raffia, cleaned, bleached or dyed cereal straw, and lime bark), other than bamboos and rattans	7.519	86.317	36.855	375.447
14049020	Vegetable products not elsewhere specified or included, of a kind used primarily in tanning or dyeing	173.693	1.093.017	145.647	659.675
14049030	Kapok	481.431	4.162.388	414.606	3.739.167
14049091	Palm kernel shells	331.364.357	1.690.740.132	32.973.723	162.915.524

Tabel 3 : Ekspor Indonesia menurut Komoditi (Kode HS 8 digit)

Mei 2022

Kode H S	Uraian golongan barang	Berat bersih (Kg)		Nilai F.O.B. (U S \$)	
		Bulan ini	Kumulatif	Bulan ini	Kumulatif
(1)	(2)	(3)	(4)	(5)	(6)
14049092	Empty fruit bunch of oil palm	20	3.220	5	234
14049099	Vegetable products not elsewhere specified or included, other than HS code 14042000 to 14049092	1.431.194	9.143.234	492.686	4.759.845
15019000	Poultry fat, other than that of heading 0209 or 1503	10.788	31.098	42.422	121.770
15042010	Fats and oils and their fractions of fish, other than liver oils, solid fractions	1	269.291	1	475.176
15042090	Fats and oils and their fractions of fish, other than liver oils, other than solid fractions	61.907	230.080	113.345	358.060
15060000	Other animal fats and oils and their fractions, whether or not refined, but not chemically modified	25	25	214	214
15079010	Fractions of unrefined soya-bean oil	-	2	-	2
15079090	Soya-bean oil and its fractions, other than HS code 15071000 to 15079020, whether or not refined, but not chemically modified	29	29	25	25
15081000	Crude oil of ground-nut oil and its fractions, whether or not refined, but not chemically modified	-	50	-	5
15092010	Extra virgin olive oil, in packings of a net weight not exceeding 30 kg	-	141	-	1.712
15092090	Extra virgin olive oil, in packings of a net weight more than 30 kg	-	147	-	191
15099099	Olive oil and its fractions, fractions of refined oil, in packings of a net weight more than 30 kg	-	1	-	10
15111000	Crude palm oil	-	216.234.774	-	316.130.829
15119020	Refined palm oil	7.999.670	2.676.615.917	12.884.484	3.533.734.736
15119031	Solid fractions of palm oil, refined oil, but not chemically modified, with iodine value 30 or more, but less than 40	144.658.457	750.683.983	226.904.318	1.050.610.764
15119032	Solid fractions of palm oil, refined oil, but not chemically modified, with iodine value exceeding 40	17.181.510	119.725.455	26.468.874	169.654.474
15119036	Liquid fractions of palm oil, refined oil, but not chemically modified, in packing of a net weight not exceeding 25 kg	-	233.337.272	-	355.027.710
15119037	Liquid fractions of palm oil, refined oil, but not chemically modified, with iodine value 55 or more, but less than 60	12.957.655	2.345.091.543	18.386.667	3.220.615.367
15119039	Liquid fractions of palm oil, refined oil, but not chemically modified, other than hs code 15119036 to 15111037	-	82.642.446	-	104.373.055
15119049	Fractions of unrefined palm oil, other than solid fractions, but not chemically modified, with packing of a net weight more than 25 kg	-	2.983.762	-	3.776.373
15121100	Crude oil of sunflower-seed or safflower oil and fractions thereof	3	3	15	15
15121910	Fractions of unrefined sunflower-seed oil or safflower oil	-	9	-	307
15121920	Refined sunflower-seed or safflower oil and fractions thereof	-	11.970	-	32.918
15121990	Sunflower-seed or safflower oil and fractions thereof, other than HS code 15121100 to 15121920	-	905	-	2.063
15122990	Cotton-seed oil and fractions thereof, whether or not refined, but not chemically modified, other than HS code 15122100 to 15122910	-	1	-	1
15131110	Virgin coconut oil	1.670.066	4.439.714	3.137.418	8.370.546
15131190	Crude coconut (copra) oil and its fractions, other than virgin coconut oil, whether or not refined, but not chemically modified	27.089.079	106.927.691	51.939.281	198.108.470
15131910	Fractions of unrefined coconut oil	21	1.375.772	201	2.116.599
15131990	Coconut (copra) and fractions thereof, other than crude oil and fractions of unrefined oil, whether or not refined, but not chemically modified	32.929.003	158.847.393	64.435.555	322.697.269
15132110	Crude palm kernel oil	-	7.110.741	-	16.600.848
15132190	Crude babassu oil	21	1.821	10	81.641
15132991	Solid fractions of refined palm kernel oil	16.189.752	75.164.996	46.054.796	204.067.184
15132994	Palm kernel olein, refined, bleached and deodorised (rbd)	14.635.945	64.289.909	28.805.761	130.700.503
15132995	Palm kernel oil, refined, bleached and deodorised (rbd)	43.910.233	246.130.210	96.616.150	529.894.126
15132996	Fractions other than solid fractions, of refined palm kernel oil	1	1	3	3
15151900	Linseed oil and its fractions, other than crude oil	-	515	-	1.657

Tabel 3 : Ekspor Indonesia menurut Komoditi (Kode HS 8 digit)

Mei 2022

Kode H S	Uraian golongan barang	Berat bersih (Kg)		Nilai F.O.B. (U S \$)	
		Bulan ini	Kumulatif	Bulan ini	Kumulatif
(1)	(2)	(3)	(4)	(5)	(6)
15152999	Maize (corn) oil, fractions of refined oil, other than solid fractions	-	800	-	6.880
15153010	Castor oil, crude oil	-	770	-	1.217
15153090	Castor oil, other than crude oil	-	1	-	1
15155010	Sesame oil, crude oil	1.836	1.836	23.760	23.760
15155090	Sesame oil and its fractions, other than crude oil and unrefined oil	-	190	-	1.793
15159019	Illipe nut oil, other than crude oil and unrefined oil	3	1.153	5	17.075
15159039	Jajoba oil, other than crude oil and unrefined oil	15	19	2	42
15159091	Other fixed vegetable oils, but not chemically modified, other than HS code 15151100 to 15159039, crude oil	-	60.000	-	109.966
15159099	Other fixed vegetable oils, but not chemically modified, other than HS code 15151100 to 15159039, other than crude oil and unrefined oil	234.845	1.110.827	3.199.115	18.704.264
15162012	Vegetable fats and oils and their fractions of maize, re-esterified	-	125.600	-	151.533
15162014	Vegetable fats and oils and their fractions of coconuts, re-esterified	391.081	1.283.668	1.856.852	5.039.819
15162017	Vegetable fats and oils and their fractions of ground-nuts, re-esterified	4	4	7	7
15162019	Vegetable fats and oils and their fractions other than hs code 15162011 to 15162018, re-esterified	39.955	457.623	141.973	767.638
15162021	Vegetable fats and oils and their fractions of the fruit of the oil palm, crude, re-esterified	1	318.051	1	350.935
15162022	Vegetable fats and oils and their fractions of the fruit of the oil palm, other than crude, re-esterified	6.499.401	22.155.928	7.975.241	23.147.950
15162023	Vegetable fats and oils and their fractions of palm kernels, crude, re-esterified	1.689.302	8.011.764	8.579.309	31.513.267
15162024	Vegetable fats and oils and their fractions of palm kernels, refined, bleached and deodorised (RBD), re-esterified	86.000	2.280.248	223.991	3.684.807
15162026	Vegetable fats and oils and their fractions of palm kernel olein, refined, bleached and deodorised (RBD), re-esterified	44.000	44.000	64.680	64.680
15162031	Vegetable fats and oils and their fractions of ground-nuts, of coconuts, of soya beans, hydrogenated, in flakes	176.155	459.193	409.485	1.004.730
15162034	Vegetable fats and oils and their fractions of fruit of the oil palm, hydrogenated, in flakes	14.768.780	44.375.940	21.732.304	65.863.886
15162035	Vegetable fats and oils and their fractions of palm kernels, hydrogenated, in flakes	679.800	3.789.288	1.371.840	7.276.828
15162039	Vegetable fats and oils and their fractions other than HS code 15162031 to 15162035, hydrogenated, in flakes	-	544.000	-	705.043
15162042	Vegetable fats and oils and their fractions of coconuts, hydrogenated, in other forms	-	814.441	-	1.719.321
15162046	Vegetable fats and oils and their fractions of fruit of the oil palm, hydrogenated, in other forms	33.212.988	103.424.686	46.194.841	132.909.847
15162047	Vegetable fats and oils and their fractions of palm kernels, hydrogenated, in other forms	12.640.406	54.570.201	25.055.767	104.502.401
15162048	Vegetable fats and oils and their fractions of soya beans, hydrogenated, in other forms	-	2	-	1
15162049	Vegetable fats and oils and their fractions other than HS code 15162041-15162048, hydrogenated, in other forms	370.900	3.226.900	577.764	4.643.723
15162052	Vegetable fats and oils and their fractions of olives, inter-esterified	-	35.826.990	-	48.442.791
15162054	Vegetable fats and oils and their fractions, of ground-nuts of oil palm or coconuts, inter-esterified	212.500	18.312.215	463.408	27.815.500
15162059	Vegetable fats and oils and their fractions other than HS code 15162051 to 15162054, inter-esterified	-	2.106.200	-	3.220.560
15162062	Vegetable fats and oils and their fractions, elaidinised, palm stearin with an iodine value not exceeding 48, refined, bleached and deodorised (RBD)	1	649.001	5	807.228
15162069	Vegetable fats and oils and their fractions other than HS code 15162061 to 15162062, elaidinised, palm stearin with an iodine value not exceeding 48	-	20	-	151

Tabel 3 : Ekspor Indonesia menurut Komoditi (Kode HS 8 digit)

Mei 2022

Kode H S	Uraian golongan barang	Berat bersih (Kg)		Nilai F.O.B. (U S \$)	
		Bulan ini	Kumulatif	Bulan ini	Kumulatif
(1)	(2)	(3)	(4)	(5)	(6)
15162091	Vegetable fats and oils and their fractions, elaidinised, palm stearin with an iodine value exceeding 48	266.700	3.447.500	444.738	5.106.236
15162094	Vegetable fats and oils and their fractions of soya beans, elaidinised	-	4.000	-	8.696
15162096	Vegetable fats and oils and their fractions, refined, bleached and deodorised (rbd) palm kernel stearin, elaidinised	794.575	6.262.512	1.934.822	11.845.221
15162098	Vegetable fats and oils and their fractions of ground-nuts, of oil palm or of coconuts, elaidinised	145.830	2.876.225	1.143.230	7.951.597
15162099	Vegetable fats and oils and their fractions other than hs code 15162091 to 15162098, elaidinised	32.340	4.678.935	124.000	7.920.326
15171010	Margarine, excluding liquid margarine, in airtight container for retail sale	2.018.144	12.524.544	2.605.312	15.149.637
15171090	Margarine, excluding liquid margarine, other than in airtight container for retail sale	2.428.549	19.371.529	3.121.605	23.269.885
15179010	Imitation ghee	812.669	4.157.672	1.325.706	5.706.188
15179020	Liquid margarine	353	7.786	863	14.653
15179030	Edible mixtures or preparations of animal or vegetable fats or oils, of a kind used as mould release preparations	17.188	50.728	28.004	78.544
15179043	Shortening	43.703.018	399.653.040	65.347.429	513.960.721
15179050	Solid mixtures or preparations of vegetable fats or oils or of their fractions other than imitation ghee, shortening, imitation lard	1.513	11.263	7.868	26.126
15179062	Liquid mixtures or preparations of vegetable fats or oils or of their fractions other than liquid margarine, in which crude palm oil predominates	-	2	-	2
15179063	Liquid mixtures or preparations of vegetable fats or oils or of their fractions other than liquid margarine, in which other palm oil predominates, in packings of a net weight not exceeding 25 kg	-	11.210	-	19.600
15179064	Liquid mixtures or preparations of vegetable fats or oils or of their fractions other than liquid margarine, in which other palm oil predominates, in packings of a net weight exceeding 25 kg	64	907.264	64	2.387.094
15179067	Liquid mixtures or preparations of vegetable fats or oils or of their fractions other than liquid margarine, in which soya-bean oil or coconut oil predominates	60	150	55	170
15179068	Liquid mixtures or preparations of vegetable fats or oils or of their fractions other than liquid margarine, in which illipe nut oil predominates	200	22.580	367.840	433.191
15179069	Liquid mixtures or preparations of vegetable fats or oils or of their fractions other than liquid margarine, other than HS code 15179061 to 15179068	-	9.999.939	-	12.849.922
15179090	Edible mixtures/preparations of animal, vegetable/microbial fats/oils/of fractions of different fats/oils of this chapter, oth than edible fats and oils/their fractions of head 1516, nec in head 1517	3.813.642	47.392.036	7.508.786	80.710.210
15180014	Ground-nut, soya-bean, palm/coconut oil, boiled, oxidised, dehydrated, sulphurised, blown, polymerised by heat in vacuum/in inert gas or otherwise chemically modified, excluding those of heading 1516	-	356.702	-	463.772
15180015	Linseed oil and its fractions, boiled, oxidised, dehydrated, sulphurised, blown, polymerised by heat in vacuum or in inert gas or otherwise chemically modified, excluding those of heading 1516	-	190	-	605
15180019	Animal, vegetable/microbial fats&oils&their fractions,boil,oxidise,dehydrate,sulphuris,blown,polymerise by heat in vacuum/inert gas/otw chemically modifie excl head 1516,oth than hs 15180012-15180016	-	42.201	-	28.907
15180020	Inedible mixtures or preparations of animal fats or oils or of fractions of different animal fats or oils	-	322.500	-	356.190

Tabel 3 : Ekspor Indonesia menurut Komoditi (Kode HS 8 digit)

Mei 2022

Kode H S	Uraian golongan barang	Berat bersih (Kg)		Nilai F.O.B. (U S \$)	
		Bulan ini	Kumulatif	Bulan ini	Kumulatif
(1)	(2)	(3)	(4)	(5)	(6)
15180032	Inedible mixtures or preparations of the palm oil fruits or of palm oil or palm kernel olein, neutralised, bleached and deodorised (nbd) or refined, bleached and deodorised (rbd)	-	18.086.610	-	28.240.436
15180036	Inedible mixtures or preparations of soya beans or coconuts	-	244	-	365
15180038	Inedible mixtures or preparations of the fruit of the oil palm or of palm kernels, other	-	35.969.805	-	46.473.668
15180039	Inedible mixtures or preparations of vegetable fats or oils or of fractions of different fats or oils, other than hs code 15180032 to 15180037	-	5.084.677	-	6.174.003
15180060	Inedible mixtures or preparations of animal fats or oils or of fractions thereof and vegetable fats or oils or fractions thereof	-	23.897.213	-	24.503.044
15200010	Crude glycerol	64.654.318	323.139.676	61.537.030	271.541.673
15200090	Glycerol waters and glycerol lyes	257.997	1.136.505	107.069	596.290
15211000	Vegetable waxes, whether or not refined or coloured	2.862.150	9.412.159	4.519.946	14.575.412
15219010	Beeswax and oth insect waxes, whether or not refined or coloured	-	0	-	1
15220090	Residues resulting from the treatment of fatty substances or animal or vegetable waxes	836.707	22.809.987	667.173	22.763.571
16010010	Sausages and similar products, of meat, meat offal, blood or insects, food preparations based on these products, in airtight containers for retail sale	720	4.242	816	8.778
16010090	Sausages and similar products, of meat, meat offal, blood or insects, food preparations based on these products, not in airtight containers for retail sale	5.887	18.000	16.404	43.057
16021090	Other prepared or preserved meat, meat offal, blood or insects, homogenised preparation, not containing pork, in airtight container for retail sale	33	43	33	46
16023110	Other prepared or preserved meat, meat offal, blood, of turkeys, in airtight containers for retail sale	-	30	-	20
16023191	Other prepared or preserved meat, meat offal, blood, of turkeys, not in airtight containers for retail sale, of mechanically deboned or separated meat	-	3.233	-	8.747
16023290	Prepared or preserved of meat,meat offal, blood of fowls of species gallus domesticus, other than chicken curry in airtight container	8.208	37.029	37.278	123.131
16023900	Prepared or preserved meat, meat offal or blood of poultry in heading 0105, other than turkeys and species gallus domesticus	20	32	10	17
16024991	Prepared or preserved meat, meat offal or blood of swine, including mixture, other than luncheon meat, in airtight containers for retail sale	-	6.815	-	32.284
16025010	Prepared or preserved meat, meat offal or blood of bovine animals, in airtight containers for retail sale	106	275	150	275
16025090	Prepared or preserved meat, meat offal or blood of bovine animals, not in airtight containers for retail sale	1.441	26.765	4.486	72.799
16029010	Mutton curry, in airtight containers for retail sale	-	35	-	228
16029090	Other prepared or preserved meat, meat offal, blood or insects, other than HS code 16021010 to 16021920	2.661	45.235	4.529	100.187
16030090	Extracts and juices of fish or crustaceans, molluscs or other aquatic invertebrates	21.700	133.340	56.652	311.007
16041190	Prepared or preserved salmon, whole or in pieces, but not minced, not in airtight containers for retail sale	22	22	3.111	3.111
16041311	Prepared or preserved sardines, whole or in pieces, but not minced, in airtight containers for retail sale	695.296	4.900.229	1.779.740	12.917.848
16041319	Prepared or preserved sardines, whole or in pieces, but not minced, not in airtight containers for retail sale	461.406	3.375.249	1.265.532	9.061.446
16041399	Prepared or preserved sardinella and brisling or sprats, whole or in pieces, but not minced, not in airtight containers for retail sale	-	35.030	-	74.797
16041411	Prepared or preserved tunas, whole or in pieces, but not minced, in airtight containers for retail sale	3.628.057	20.945.842	16.785.221	94.655.042

Tabel 3 : Ekspor Indonesia menurut Komoditi (Kode HS 8 digit)

Mei 2022

Kode H S	Uraian golongan barang	Berat bersih (Kg)		Nilai F.O.B. (U S \$)	
		Bulan ini	Kumulatif	Bulan ini	Kumulatif
(1)	(2)	(3)	(4)	(5)	(6)
16041419	Prepared or preserved skipjack tuna and bonito (sarda spp), whole or in pieces, but not minced, not in airtight containers for retail sale	184.313	1.529.830	1.035.292	6.967.927
16041491	Pre-cooked tunas, not in airtight containers for retail sale	708.500	1.150.750	3.076.977	4.913.223
16041499	Prepared or preserved tunas, skipjack tuna and bonito (sarda spp), not in airtight containers for retail sale, other than pre-cooked tunas	125.000	3.238.371	601.750	13.121.133
16041510	Prepared or preserved mackerel, whole or in pieces, but not minced, in airtight containers for retail sale	-	388	-	825
16041590	Prepared or preserved mackerel, whole or in pieces, but not minced, not in airtight containers for retail sale	22.345	142.177	65.835	297.643
16041610	Prepared or preserved anchovies, whole or in pieces, but not minced, in airtight containers for retail sale	-	49.920	-	217.959
16041690	Prepared or preserved anchovies, whole or in pieces, but not minced, not in airtight containers for retail sale	33	402	336	4.523
16041710	Prepared or preserved eels, whole or in pieces, but not minced, in airtight containers for retail sale	-	15.997	-	440.403
16041891	Prepared or preserved shark fins, whole or in pieces, but not minced, in airtight containers for retail sale	-	27.482	-	218.681
16041899	Prepared or preserved shark fins, whole or in pieces, but not minced, not in airtight containers for retail sale	3.576	12.462	121.569	426.346
16041990	Fish, whole or in pieces, but not minced other than hs code 16041110 to 16041930	26.550	197.413	328.225	1.863.251
16042030	Fish ball	18.585	67.671	65.786	239.007
16042040	Fish paste	52.000	445.000	167.150	1.345.400
16042091	Other prepared or preserved fish other than fish sausage, fish ball, fish paste, in airtight containers for retail sale	42.400	579.742	177.700	2.129.823
16042099	Other prepared or preserved fish other than fish sausage, fish ball, fish paste, not in airtight containers for retail sale	23.857	49.909	123.219	262.676
16051011	Swimming crabs (crabs of the family portunidae), prepared or preserved, in airtight containers for retail sale	395.107	3.840.424	13.967.175	136.702.157
16051014	Crab other than swimming crabs, king crabs, and snow crabs, prepared or preserved, in airtight containers for retail sale	247.427	699.579	5.604.358	16.269.091
16051090	Crab, prepared or preserved, other than in airtight containers for retail sale	127.092	1.701.250	4.065.816	55.257.865
16052100	Shrimps and prawns, prepared or preserved, not in airtight container	3.455.102	24.516.876	34.261.155	243.477.680
16052920	Shrimp ball	248.567	2.615.995	1.689.045	18.075.619
16052930	Breaded shrimp	658.330	4.475.471	5.293.941	35.099.959
16052990	Shrimps and prawns, prepared or preserved, in airtight container, other than shrimp ball & breaded shrimp	156.682	814.856	2.092.955	9.613.323
16053000	Lobster, prepared or preserved	7.420	24.815	40.082	130.144
16054000	Crustacean, other than crab, shrimps, prawns, and lobsters, prepared or preserved	66.970	286.328	2.811.800	11.089.530
16055410	Cuttle fish and squid, prepared or preserved, in airtight containers for retail sale	-	535	-	2.126
16055490	Cuttle fish and squid, prepared or preserved, not in airtight containers for retail sale	50.784	337.349	520.084	3.103.732
16055500	Octopus, prepared or preserved	26.285	239.286	341.234	3.657.836
16055600	Clams, cockles and arkshells, prepared or preserved	163.203	781.682	529.740	2.501.304
16055790	Abalone, prepared or preserved, not in airtight containers for retail sale	10.585	42.489	284.429	1.027.493
16055800	Snails, other than sea snails, prepared and preserved	118.025	377.707	669.190	2.115.030
16055900	Mollusc, other than oysters, scallops, mussels, cuttle fish, squid, octopus, clams, cockles, arkshell, abalone, snail, prepared or preserved	-	178.132	-	669.419
16056100	Sea cucumbers, prepared or preserved	1.892	78.247	137.997	1.909.206
16056300	Jellyfish, prepared or preserved	-	67.650	-	169.890
16056900	Aquatic invertebrates, other than sea cucumbers, sea urchins, jellyfish, prepared or preserved	-	6.828	-	39.819
17011200	Beet sugar	-	1.333	-	1.855
17011400	Other cane sugar	7.404	33.579	17.128	45.685

Tabel 3 : Ekspor Indonesia menurut Komoditi (Kode HS 8 digit)

Mei 2022

Kode H S	Uraian golongan barang	Berat bersih (Kg)		Nilai F.O.B. (U S \$)	
		Bulan ini	Kumulatif	Bulan ini	Kumulatif
(1)	(2)	(3)	(4)	(5)	(6)
17019100	Cane or beet sugars, chemically pure sucrose, in solid form, containing added flavouring or colouring matter	230	7.015	340	30.608
17019910	Refined sugar	26.875.103	141.272.904	16.515.453	86.564.270
17019990	Cane or beet sugar and chemically pure sucrose, in solid form, other than raw sugar not containing added flavouring or colouring matter, other than refined sugar	130.403	1.007.638	234.589	1.827.105
17021100	Lactose and lactose syrup, containing by weight 99 % or more lactose, expressed as anhydrous lactose, calculated on the dry matter	-	5.400	-	8.029
17021900	Lactose and lactose syrup, not containing by weight 99 % or more lactose, expressed as anhydrous lactose, calculated on the dry matter	48.559	416.711	24.033	174.083
17022000	Maple sugar and maple syrup	51.870	74.922	5.806	41.319
17023010	Glucose, not containing fructose or containing in the dry state less than 20 % by weight of fructose	158.200	750.752	139.551	605.073
17023020	Glucose syrup, not containing fructose or containing in the dry state less than 20 % by weight of fructose	818.148	3.508.279	744.484	3.686.626
17024000	Glucose & glucose syrup, containing in the dry state >= 20 % but < 50 % by weight of fructose, excluding invert sugar	-	38	-	28
17025000	Chemically pure fructose	-	1	-	1
17026020	Fructose syrup, containing in the dry state more than 50 % by weight of fructose, excluding invert sugar	22.500	6.927.924	14.625	3.303.164
17029011	Chemically pure maltose	-	22	-	179
17029019	Maltose and maltose syrups, other than chemically pure maltose	375.004	1.128.365	210.551	851.237
17029020	Artificial honey, whether or not mixed with natural honey	1.890	49.851	2.442	118.326
17029030	Flavoured or coloured sugars (excl maltose)	88.591	135.804	222.146	341.580
17029040	Caramel	25	1.217	38	4.033
17029051	Coconut sap sugar	25.268	36.094	24.574	56.780
17029091	Sugar syrups	7.750	191.880	7.738	364.787
17029099	Other sugar, including invert sugar and other sugar and sugar syrup blends containing in the dry state 50 % by weight of fructose, other than HS code 17029011 to 17029091	2.617.013	15.312.151	4.296.402	25.472.905
17031010	Cane molasses, containing added flavouring or colouring matter	-	61	-	707
17031090	Cane molasses, not containing added flavouring or colouring matter	35.051.460	143.194.390	6.167.312	24.834.983
17039010	Molasses other than cane molasses, resulting from the extraction or refining of sugar, containing added flavouring or colouring matter	800	2.819	1.120	4.439
17039090	Molasses other than cane molasses, resulting from the extraction or refining of sugar, not containing added flavouring or colouring matter	53.671	329.814	173.301	1.349.684
17041000	Chewing gum, whether or not sugar-coated	120.055	636.472	364.975	2.308.235
17049010	Medicated pastilles and drops, not containing cocoa	15.229	45.409	122.617	356.125
17049020	White chocolate, not containing cocoa	92.992	480.220	326.594	1.616.971
17049091	Sugar confectionery other than chewing gum, medicated pastilles and drops, and white chocolate, not containing cocoa, soft, containing gelatin	752.256	4.514.732	2.999.512	17.266.737
17049099	Sugar confectionery other than chewing gum, medicated pastilles and drops, and white chocolate, not containing cocoa, other than soft, containing gelatin	1.726.750	12.330.777	4.643.067	33.864.139
18010010	Cocoa beans, whole or broken, raw or roasted, fermented	123.189	124.498	393.270	403.562
18010090	Cocoa beans, whole or broken, raw or roasted, not fermented	1.614.236	7.223.330	4.225.273	20.062.655
18020000	Cocoa shells, husks, skins and other cocoa waste	534.044	1.744.177	65.052	220.380
18031000	Cocoa paste, not defatted	1.068.704	3.978.881	6.242.391	22.099.873
18032000	Cocoa paste, wholly or partly defatted	3.830.921	18.806.112	8.687.425	44.462.661
18040000	Cocoa butter, fat and oil	10.494.970	59.681.934	45.276.681	253.199.416
18050000	Cocoa powder, not containing added sugar or other sweetening matter	8.550.243	43.142.459	22.694.062	109.413.491

Tabel 3 : Ekspor Indonesia menurut Komoditi (Kode HS 8 digit)

Mei 2022

Kode H S	Uraian golongan barang	Berat bersih (Kg)		Nilai F.O.B. (U S \$)	
		Bulan ini	Kumulatif	Bulan ini	Kumulatif
(1)	(2)	(3)	(4)	(5)	(6)
18061000	Cocoa powder, containing added sugar or other sweetening matter	869	1.919.542	7.140	1.314.899
18062010	Chocolate confectionery in blocks, slabs or bars weighing more than 2 kg	608.983	3.227.881	1.225.847	7.531.211
18062090	Chocolate, liquid, paste, granular or other bulk form in containers or immediate packings, of a content exceeding 2 kg	126.601	564.280	304.184	1.823.525
18063100	Chocolate and other food preparations containing cocoa, filled, in blocks, slabs, bars, weight ≤ 2kg	45.853	236.871	343.353	1.677.511
18063200	Chocolate and other food preparations containing cocoa, not filled, in blocks, slabs, bars, weight ≤ 2kg	6.776	47.099	42.394	229.819
18069010	Chocolate confectionery in tablets or pastilles	107.471	550.695	587.913	2.991.863
18069030	Food preparations of flour, meal, starch or malt extract, containing 40 % or more but not exceeding 50 % by weight of cocoa calculated on a totally defatted basis	230	7.729	1.268	48.497
18069040	Food preparations of goods of headings 0401 to 0404, containing 5 % or more but not exceeding 10 % by weight of cocoa calculated on a totally defatted basis, specially prepared for infants or young children, not put up for retail sale	151	581	2.656	7.791
18069090	Chocolate and other food preparation containing cocoa, other than HS code 18061000 to 18069040	475.331	5.823.927	1.340.649	14.522.023
19011010	Preparations suitable for infants or young children, put up for retail sale, of malt extract	18.150	134.488	94.777	705.875
19011020	Preparations suitable for infants or young children, put up for retail sale, of goods of headings 0401 to 0404	427.354	3.269.941	1.952.226	12.904.308
19011030	Preparations suitable for infants or young children, put up for retail sale, of soya-bean powder	10.192	150.349	41.592	586.864
19011092	Food preparations of flour, groats, meal, starch, for children age over 1 year but not exceeding 3 years, for retail sale, other than HS code 19011010 to 19011091	-	77	-	1.659
19011099	Food preparations of flour, groats, meal, starch, suitable for infants or young children, put up for retail sale, other than HS code 19011010 to 19011092	555.355	3.333.544	2.678.228	12.838.685
19012010	Mixes and doughs for the preparation of bakers' wares of heading 1905, of flour, groats, meal, starch or malt extract, not containing cocoa	101.829	1.221.020	227.701	2.009.213
19012020	Mixes and doughs for the preparation of bakers' wares of heading 1905, of flour, groats, meal, starch or malt extract, containing cocoa	6	6	96	96
19012030	Mixes and doughs for the preparation of bakers' wares of heading 1905, other than HS code 19012010 to 19012020, not containing cocoa	213.468	809.837	475.191	1.679.927
19012040	Mixes and doughs for the preparation of bakers' wares of heading 1905, other than HS code 19012010 to 19012020, containing cocoa	4.880	22.432	13.106	76.729
19019019	Food preparations suitable for infants or young children, not put up for retail sale, other than medical foods	4.926	79.040	13.053	177.742
19019020	Malt extract	40.446	198.962	373.259	1.671.636
19019031	Filled milk, of goods of heading 0401 to 0404	-	1	-	1
19019032	Food preparation of goods of heading 0401 to 0404, containing cocoa powder, other than filled milk	9.980	16.460	12.065	20.465
19019039	Food preparation of goods of heading 0401 to 0404, not containing cocoa powder, other than filled milk	95.165	913.500	427.319	3.381.671
19019041	Other soya-based preparations in powder form	1.228	3.771	8.264	19.864
19019049	Other soya-based preparations in other forms	-	36.590	-	97.661
19019099	Food preparations not suitable for infants or young children, other than medical food	960.018	5.721.592	2.188.292	13.844.310
19021100	Uncooked pasta, not stuffed or otherwise prepared, containing eggs	20.523	90.008	38.659	166.128
19021920	Rice vermicelli (including bee hoon), uncooked pasta, not stuffed or otherwise prepared, not containing eggs	6.697	52.158	8.301	60.463

Tabel 3 : Ekspor Indonesia menurut Komoditi (Kode HS 8 digit)

Mei 2022

Kode H S	Uraian golongan barang	Berat bersih (Kg)		Nilai F.O.B. (U S \$)	
		Bulan ini	Kumulatif	Bulan ini	Kumulatif
(1)	(2)	(3)	(4)	(5)	(6)
19021930	Transparent vermicelli, uncooked pasta, not stuffed or otherwise prepared, not containing eggs	-	28.908	-	37.091
19021940	Other noodles, uncooked pasta, not stuffed or otherwise prepared, not containing eggs	290.445	1.363.091	262.528	1.518.526
19021990	Uncooked pasta, not stuffed or otherwise prepared, not containing eggs, other than HS code 19021920 to 19021940	1.851.885	9.877.146	2.102.428	11.257.047
19022030	Stuffed pasta with fish, crustaceans or molluscs, whether or not cooked or otherwise prepared	2.833	4.057	22.246	27.779
19022090	Stuffed pasta whether or not cooked or otherwise prepared, other than stuffed with meat or meat offal, fish, crustaceans or molluscs	4.328	21.392	18.067	104.209
19023020	Rice vermicelli (including bee hoon), cooked or otherwise prepared, other than stuffed	26.567	78.775	59.518	137.224
19023030	Transparent vermicelli, cooked or otherwise prepared, other than stuffed	18.774	122.287	44.538	210.939
19023040	Instant noodles, whether or not cooked or otherwise prepared, other than stuffed	10.979.320	61.228.855	19.781.691	108.050.418
19023090	Cooked pasta, not stuffed, other than rice vermicelli, transparent vermicelli, instant noodles	698.026	3.513.898	2.633.022	12.731.882
19030000	Tapioca and substitutes therefor prepared from starch, in the form of flakes, grains, pearls, siftings or in similar forms	96.168	762.938	249.072	1.809.093
19041010	Prepared food obtained by the swelling or roasting of cereals or cereal products, containing cocoa	9.701	36.477	33.640	140.370
19041090	Prepared food obtained by the swelling or roasting of cereals or cereal products, not containing cocoa	54.135	590.889	334.450	2.914.964
19042010	Prepared foods obtained from unroasted cereal flakes	4.983	95.932	51.368	280.197
19042090	Prepared foods obtained from mixtures of unroasted cereal flakes and roasted cereal flakes or swelled cereals	18.367	2.517.765	87.600	4.174.784
19043000	Bulgur wheat	-	503	-	3.220
19049010	Rice preparations, including pre-cooked rice	494	31.700	248	102.156
19049090	Cereals (other than maize (corn)), in grain form or in the form of flakes or other worked grains (except flour, groats and meal), pre-cooked or otherwise prepared, not elsewhere specified or included	247.866	1.634.035	579.318	4.375.257
19051000	Crispbread, whether or not containing cocoa	119.519	722.205	175.540	1.120.386
19052000	Gingerbread and the like, whether or not containing cocoa	3.657	122.817	2.060	259.807
19053110	Sweet biscuits, not containing cocoa	4.036.200	24.048.622	11.264.281	64.653.144
19053120	Sweet biscuits, containing cocoa	3.374.749	24.516.182	7.431.525	54.365.474
19053210	Waffles	322.917	1.927.640	1.020.108	6.421.037
19053220	Wafers	10.475.621	61.917.396	25.940.114	150.757.830
19054010	Rusks, toasted bread and similar toasted products, not containing added sugar, honey, eggs, fats, cheese or fruit	900	1.603	150	708
19054090	Rusk, toasted bread & similar toasted product, containing added sugar, honey, eggs, fats, cheese or fruit	15.185	170.925	52.295	515.213
19059010	Unsweetened teething biscuits	740.611	4.941.437	1.759.482	11.525.476
19059020	Unsweetened biscuits, other than teething biscuits	60.996	483.715	108.595	1.051.201
19059030	Cakes	11.859	427.339	89.752	1.398.860
19059040	Pastries	26.855	235.212	65.223	526.002
19059050	Flourless bakers' wares	216	3.843	748	7.382
19059070	Communion wafers, sealing wafers, rice paper and similar products	1	4.090	2	21.617
19059080	Other crisp savoury food products	246.943	1.538.198	720.519	4.395.087
19059090	Bread,pastry,cakes,biscuits&oth bakers' wares, w.o.n containing cocoa, communion wafers,empty cachets suitable for pharmaceutical use,sealing wafers, rice paper&similar products, nec in head 1905	998.710	6.696.713	2.031.735	14.311.723
20011000	Cucumbers and gherkins, prepared or preserved by vinegar or acetic acid	-	860	-	1.308
20019090	Vegetables, fruit, nuts and other edible parts of plants other than cucumbers and gherkins, onions, prepared or preserved by vinegar or acetic acid	9.038	44.463	8.273	133.987
20029010	Tomato paste	-	4.631	-	11.025

Tabel 3 : Ekspor Indonesia menurut Komoditi (Kode HS 8 digit)

Mei 2022

Kode H S	Uraian golongan barang	Berat bersih (Kg)		Nilai F.O.B. (U S \$)	
		Bulan ini	Kumulatif	Bulan ini	Kumulatif
(1)	(2)	(3)	(4)	(5)	(6)
20031000	Mushrooms of the genus agaricus, prepared or preserved othwise than by vinegar or acetic acid	108.229	577.356	182.400	1.010.039
20041000	Potatoes, prepared or preserved otherwise than by vinegar or acetic acid, frozen, other than products of heading 2006	50	720	11.279	11.522
20049010	Other vegetables and mixtures of vegetables, prepared or preserved otherwise than by vinegar or acetic acid, frozen, other than products of heading 2006, suitable for infants or young children	98	8.727	595	20.519
20049090	Other vegetables and mixtures of vegetables, prepared or preserved otherwise than by vinegar or acetic acid, frozen, other than products of heading 2006, not suitable for infants or young children	70.448	263.040	144.058	729.633
20052011	Potatoes, prepared or preserved otherwise than by vinegar or acetic acid, not frozen, other than products of heading 2006, in sticks form, in airtight containers for retail sale	24.386	141.122	130.447	764.365
20052019	Potatoes, prepared or preserved otherwise than by vinegar or acetic acid, not frozen, other than products of heading 2006, in sticks form, not in airtight containers for retail sale	164	5.977	328	20.371
20052099	Potatoes, prepared or preserved otherwise than by vinegar or acetic acid, not frozen, other than products of heading 2006, not in sticks form, not in airtight containers for retail sale	22.984	115.958	109.887	468.688
20054000	Peas (pisum sativum), prepared or preserved otherwise than by vinegar or acetic acid, not frozen, other than products of heading 20.06	150	150	1.102	1.102
20055100	Beans,shelled, prepared or preserved otherwise than by vinegar or acetic acid, not frozen,other than products of heading 20.06	400	1.936	1.162	13.173
20055910	Beans, not shelled, prepared or preserved otherwise than by vinegar or acetic acid, not frozen,other than products of heading 2006, in airtight containers for retail sale	-	8.369	-	10.598
20055990	Beans, not shelled, prepared or preserved otherwise than by vinegar or acetic acid, not frozen,other than products of heading 2006, not in airtight containers for retail sale	2.044	2.063	5.091	5.172
20058000	Sweet corn (zea mays var saccharata), prepared or preserved otherwise than by vinegar or acetic acid, not frozen, other than products of heading 2006	1.200	1.202	136	143
20059100	Bamboo shoots, prepared or preserved otherwise than by vinegar or acetic acid, not frozen, other than products of heading 2006	-	1.710	-	12.069
20059910	Other vegetables and mixtures of vegetables, prepared or preserved otherwise than by vinegar or acetic acid, not frozen, other than products of heading 2006, in airtight containers for retail sale	-	3	-	22
20059990	Other vegetables and mixtures of vegetables, prepared or preserved otherwise than by vinegar or acetic acid, not frozen, other than products of heading 2006, not in airtight containers for retail sale	115.606	988.885	138.405	1.141.867
20060000	Vegetables, fruit, nuts, fruit-peel and other parts of plants, preserved by sugar (drained, glace or crystallised)	2	21.520	8	45.577
20071000	Jams, fruit jellies, marmalades, fruit or nut purée and fruit or nut pastes, obtained by cooking, whether or not containing added sugar or other sweetening matter, homogenised preparations	23.112	90.177	38.207	147.464
20079100	Jams, fruit jellies, marmalades, fruit or nut purée and fruit or nut pastes, obtained by cooking, w.o.n containing added sugar or other sweetening matter, not homogenised preparations, citrus fruit	11.403	17.305	4.857	8.375
20079910	Fruit pastes other than of mangoes, pineapples or strawberries	25	77.501	38	295.967
20079920	Jams and fruit jellies	99	48.158	1.625	23.680

Tabel 3 : Ekspor Indonesia menurut Komoditi (Kode HS 8 digit)

Mei 2022

Kode H S	Uraian golongan barang	Berat bersih (Kg)		Nilai F.O.B. (U S \$)	
		Bulan ini	Kumulatif	Bulan ini	Kumulatif
(1)	(2)	(3)	(4)	(5)	(6)
20079990	Fruit pastes of mangoes, pineapples, strawberries, marmalades, fruit or /nut purée and fruit/nut pastes, obtained by cooking, w.o.n cont added sugar/other sweetening matter, not homogenised preparations	262.143	1.463.882	794.919	4.459.826
20081110	Ground nuts, roasted	111.530	516.504	397.456	1.782.194
20081120	Peanut butter	37.932	126.443	113.487	354.984
20081190	Ground nuts, otherwise prepared or preserved whether or not containing added sugar or other sweetening matter or spirit, other than roasted and peanut butter	86.061	374.833	337.141	1.393.376
20081910	Cashew nut, including mixture, otherwise prepared or preserved whether or not containing added sugar or other sweetening matter or spirit	1.841	57.486	25.289	501.513
20081991	Nuts, ground-nuts and other seeds, other than ground nut&cashew nut, w.o.n mixed together, w.o.n containing added sugar/other sweetening matter or spirit, not elsewhere specified/included, roasted	798	61.889	3.725	104.120
20081999	Nuts, ground-nuts and other seeds, other than ground nut&cashew nut, w.o.n mixed together, w.o.n containing added sugar/other sweetening matter or spirit, not elsewhere specified/included, not roasted	49.910	503.302	85.983	1.017.218
20082010	Pineapples, otherwise prepared or preserved, whether or not containing added sugar or other sweetening matter or spirit, not elsewhere specified or included, in airtight containers for retail sale	-	200	-	554
20082090	Pineapples, otherwise prepared or preserved, whether or not containing added sugar or other sweetening matter or spirit, not elsewhere specified or included, not in airtight containers for retail sale	17.305.136	96.713.081	20.698.195	117.562.083
20083090	Citrus fruits, otherwise prepared or preserved, not containing added sugar or other sweetening matter or spirit	20	899	253	2.176
20086010	Cherries, otherwise prepared or preserved, containing added sugar or other sweetening matter or spirit	-	6	-	61
20086090	Cherries, otherwise prepared or preserved, not containing added sugar or other sweetening matter or spirit	-	205	-	6.145
20088000	Strawberries, otherwise prepared or preserved whether or not contain sugar or sweetening matter or spirit	-	720	-	3.500
20089100	Palm hearts, otherwise prepared or preserved whether or not contain sugar or sweetening matter	-	76	-	175
20089710	Mixtures of stems, roots and other edible parts of plants, not including fruits or nuts whether or not containing added sugar or other sweetening matter or spirit	22.751	48.070	29.641	69.810
20089720	Mixtures fruit and nuts other than those of subheading 200819, containing added sugar or other sweetening matter or spirit	452.550	3.014.118	539.052	3.373.118
20089930	Stems, roots and other edible part of plant, not including fruit or nut, otherwise prepared or preserved whether or not contain sugar or sweetening matter	87.700	340.422	85.227	260.934
20089940	Fruit, nuts and other edible parts of plants other than HS code 20089100 to 20089930, otherwise prepared or preserved, not elsewhere specified or included, containing sugar or sweetening matter	18.480	111.933	21.252	126.399
20089990	Fruit, nuts and other edible parts of plants other than HS code 20089100 to 20089930, otherwise prepared or preserved, not elsewhere specified or included, not containing sugar or sweetening matter	914.699	5.518.310	1.614.628	9.207.337
20091100	Orange juice, frozen	-	15	-	46
20091900	Orange juice, not frozen, of a brix value exceeding 20	74.586	207.654	54.602	213.467
20092900	Grapefruit (including pomelo) juice, of a brix value exceeding 20	-	20.002	-	58.763
20093100	Juice of any other single citrus fruit, of a brix value not exceeding 20	-	10.251	-	10.526

Tabel 3 : Ekspor Indonesia menurut Komoditi (Kode HS 8 digit)

Mei 2022

Kode H S	Uraian golongan barang	Berat bersih (Kg)		Nilai F.O.B. (U S \$)	
		Bulan ini	Kumulatif	Bulan ini	Kumulatif
(1)	(2)	(3)	(4)	(5)	(6)
20093900	Juice of any other single citrus fruit, of a brix value exceeding 20	975	4.211	527	10.566
20094100	Pineapple juice, of a brix value not exceeding 20	-	67.200	-	31.346
20094900	Pineapple juice, of a brix value exceeding 21	2.082.377	11.431.251	4.087.204	21.905.407
20096900	Grape juice (including grape must), of a brix value exceeding 30	52	3.376	49	9.348
20097900	Apple juice, of a brix value exceeding 20	18.985	45.245	32.804	106.228
20098920	Coconut water	268.233	514.589	107.708	252.078
20098930	Coconut water concentrate	204.725	646.215	683.577	1.945.355
20098999	Juice of any other single fruit, nut or vegetable, other than HS code 20098110 to 20098940, not suitable for infants or young children	152.142	1.599.039	283.542	2.127.315
20099091	Mixtures of juices, not suitable for infants or young children, ready for immediate consumption	28.721	260.192	168.173	801.120
20099099	Mixtures of juices, not suitable for infants or young children, not ready for immediate consumption	9.554	68.135	61.436	392.203
21011111	Instant coffee, in packings of a net weight not less than 20 kg	4.647.249	8.575.739	15.114.126	27.077.183
21011119	Instant coffee, in packings of a net weight more than 20 kg	11.837	15.877.904	41.669	49.349.346
21011190	Extracts, essences and concentrates of coffee, other than instant coffee	115.740	986.969	612.062	4.723.030
21011210	Mixtures in paste form with a basis of ground roasted coffee, containing vegetable fats	84.972	250.534	276.065	798.436
21011291	Coffee preparation with a basis of extracts, essences or concentrate containing added sugar, whether or not containing creamer	4.733.645	49.758.302	14.187.723	148.931.563
21011292	Coffee preparation with a basis of ground roasted coffee containing added sugar, whether or not containing creamer	4.366	41.561	11.038	106.725
21011299	Preparations with a basis of extracts, essences or concentrates or with a basis of coffee, other than HS code 21011210 to 21011292	465.042	3.267.971	1.299.319	9.335.562
21012020	Tea extracts for the manufacture of tea preparations, in powder form	7.651	19.894	25.074	90.010
21012030	Preparations of tea consisting of a mixture of tea, milk powder and sugar	34.701	468.054	134.605	764.209
21012090	Extracts, essences and concentrates, of tea or maté, and preparations with a basis of these extracts, essences or concentrates or with a basis of tea or maté, other than HS code 21012020 to 21012030	737.001	1.907.956	405.945	1.747.464
21013000	Roasted chicory and oth roasted coffee substitutes, and extracts, essences and concentrates thereof	16.323	51.648	11.413	43.787
21021000	Active yeasts	1.393	9.006	12.086	54.419
21022010	Inactive yeasts, other single-cell micro-organisms, dead, of a kind used in animal feeding	1.192.000	4.686.372	426.008	1.810.541
21022090	Inactive yeasts, other single-cell micro-organisms, dead, of a kind not used in animal feeding	1.006	5.116	10.570	91.822
21023000	Prepared baking powders	23.107	43.621	30.888	90.796
21031000	Soya sauce	1.128.965	6.350.886	1.721.622	9.511.024
21032000	Tomato ketchup and oth tomato sauces	64.328	531.104	64.238	679.996
21033000	Mustard flour and meal and prepared mustard	10.585	41.390	37.584	157.038
21039011	Chilli sauce	580.231	3.380.788	951.578	5.822.349
21039013	Sauces other than chilli sauce or fish sauce	180.051	1.659.691	558.629	5.294.429
21039019	Sauces and preparations therefor, other than HS code 21039011 to 21039013	3.300.257	20.608.365	11.026.071	70.986.633
21039021	Shrimp paste including belachan (blachan)	165.796	1.199.418	249.049	1.014.501
21039029	Mixed condiments and mixed seasonings, other than shrimp paste	137.796	837.584	596.471	3.677.371
21041019	Soups and broths and preparations therefor, containing meat, not suitable for infants or young children	659	11.703	2.596	36.860
21041099	Soups and broths and preparations therefor, not containing meat, not suitable for infants or young children	26.520	148.574	87.576	535.636
21042011	Homogenised composite food preparation, containing meat, suitable for infants or young children	-	132	-	1.005

Tabel 3 : Ekspor Indonesia menurut Komoditi (Kode HS 8 digit)

Mei 2022

Kode H S	Uraian golongan barang	Berat bersih (Kg)		Nilai F.O.B. (U S \$)	
		Bulan ini	Kumulatif	Bulan ini	Kumulatif
(1)	(2)	(3)	(4)	(5)	(6)
21042019	Homogenised composite food preparation, containing meat, not suitable for infants or young children	174.490	347.275	151.958	328.804
21042099	Homogenised composite food preparation, not containing meat, not suitable for infants or young children	-	10.034	-	17.474
21050000	Ice cream and other edible ice, whether or not containing cocoa	2.767.957	11.762.786	4.808.670	22.729.405
21061000	Protein concentrates and textured protein substances	1.502	14.056	7.568	91.259
21069011	Dried bean curd and dried bean curd stick	634	53.245	9.256	157.785
21069012	Fresh soybean curd (tofu)	9	133	152	806
21069019	Beancurd, other than dried bean curd, dried bean curd stick, fresh soybean curd (tofu)	29.564	180.739	31.410	298.083
21069030	Non-dairy creamer	3.011.581	16.703.577	6.193.859	29.410.709
21069041	Autolysed yeast extracts, in powder form	4.582	23.471	34.733	115.886
21069049	Autolysed yeast extracts, other than in powder form	138.591	1.923.392	181.128	2.225.457
21069053	Non-alcoholic preparations of a kind used for the making or for the manufacture of beverages, ginseng based products	4.020	19.608	17.877	73.956
21069054	Non-alcoholic preparations of a kind used for the making or for the manufacture of beverages, other preparations of a kind used as raw material for the manufacture of composite concentrates	519.503	5.404.878	956.392	6.453.416
21069055	Non-alcoholic preparations of a kind used for the making or for the manufacture of beverages, composite concentrates for simple dilution with water to make beverages	3.965.163	24.431.781	6.965.379	44.200.068
21069059	Non-alcoholic preparations of a kind used for the making or for the manufacture of beverages, other than HS code 21069053 to 21069055	299.415	1.362.309	1.294.203	5.519.889
21069062	Preparations of a kind used as raw material for the manufacture of alcoholic beverage, in other form	-	12.762	-	53.200
21069067	Alcoholic preparations, of a kind used for the manufacture of alcoholic beverages, in other forms	5	6	3	3
21069069	Alcoholic preparations of a kind used for the making or for the manufacture of beverages, other than HS code 21069061-21069067	4.035	4.039	5.021	5.102
21069071	Food supplements based on ginseng	-	4.376	-	15.434
21069072	Food supplements, other than based on ginseng	311.124	2.066.471	3.699.376	24.386.581
21069081	Food preparations for lactase deficient infants or young children	8.474	23.718	51.927	138.038
21069089	Food preparations for use by infants or young children, other than preparations for lactase deficient infants or young children	3.851	27.561	18.553	119.403
21069091	Food preparation, mixtures of chemicals with foodstuffs or other substances with nutritive value, of a kind used for food processing	149.464	858.990	381.121	2.414.765
21069092	Flavoured or coloured syrups	24.385	803.613	46.542	957.760
21069093	Coconut milk, whether or not powdered	7.396.886	17.274.749	12.456.888	28.302.313
21069095	Seri kaya	-	1.480	-	6.155
21069096	Other medical foods	73.085	244.872	712.463	2.569.070
21069097	Tempeh	41.315	204.442	137.048	604.209
21069098	Other flavouring preparations	495.053	2.614.869	3.893.155	22.595.225
21069099	Food preparations not elsewhere specified or included, other than HS code 21061000 to 21069098	4.153.597	63.173.140	7.548.536	108.271.965
22011010	Mineral waters	9.317.982	48.298.738	1.044.891	5.280.420
22011020	Aerated waters	960	33.900	16.750	45.149
22019090	Waters, not containing added sugar or other sweetening matter nor flavoured, other than mineral waters, aerated waters, ice and snow	20.347	1.004.933	6.202	422.404
22021020	Energy drink whether or not aerated	8.104	27.950	21.336	60.812
22021030	Other sparkling mineral waters or aerated waters, flavoured	631.062	3.459.701	456.994	2.520.546
22021090	Waters, containing added sugar or other sweetening matter or flavoured, other than HS code 22021020 to 22021030	3.143.228	12.182.201	2.200.264	8.471.281
22029100	Non-alcoholic beer	-	3.567	-	20.695
22029910	Flavoured uht milk based drinks	114.284	1.085.065	153.740	1.318.641

Tabel 3 : Ekspor Indonesia menurut Komoditi (Kode HS 8 digit)

Mei 2022

Kode H S	Uraian golongan barang	Berat bersih (Kg)		Nilai F.O.B. (U S \$)	
		Bulan ini	Kumulatif	Bulan ini	Kumulatif
(1)	(2)	(3)	(4)	(5)	(6)
22029920	Soya milk drinks	-	4.111	-	2.114
22029930	Coconut water based drinks	326.643	922.989	237.476	705.297
22029940	Coffee based drinks or coffee flavoured drinks	1.119.193	4.130.308	872.643	3.293.696
22029950	Non-aerated beverages ready for immediate consumption without dilution, other than hs 2202.91.00-2202.99.40	5.533.866	23.824.349	2.857.386	12.451.260
22029990	Other non-alcoholic beverages, not including fruit, nut or vegetable juices of heading 2009	807.223	2.829.776	1.584.746	3.131.072
22030011	Stout or porter, of an alcoholic strength by volume not exceeding 5.8 % vol	1.542	1.542	3.800	3.800
22030019	Stout or porter, of an alcoholic strength by volume exceeding 5.8 % vol	28.634	200.470	36.769	235.768
22030091	Beer made from malt other than stout or porter, including ale, of an alcoholic strength by volume not exceeding 5.8 % vol	20.098	71.465	9.019	30.312
22030099	Beer made from malt other than stout or porter, including ale, of an alcoholic strength by volume exceeding 5.8 % vol	504.060	3.682.930	410.768	2.821.011
22041000	Sparkling wine	594	12.196	11.685	62.082
22042111	Wine, of an alcoholic strength by volume not exceeding 15 % vol, in container holding 2 l or less	-	10	-	21
22042113	Wine, of an alcoholic strength by volume exceeding 15% vol but not exceeding 23% vol, in container holding 2 l or less	80	80	743	743
22042121	Grape must with fermentation prevented or arrested by the addition, of an alcoholic strength by volume not exceeding 15 % vol, in containers holding 2 l or less	-	0	-	10
22042122	Grape must with fermentation prevented or arrested by the addition, of an alcoholic strength by volume exceeding 15 % vol, in containers holding 2 l or less	-	6	-	80
22042211	Wine, of an alcoholic strength by volume not exceeding 15 % vol, in containers holding more than 2 l but not more than 10 l	-	6	-	15
22042911	Wine, of an alcoholic strength by volume not exceeding 15 % vol, in containers holding more than 10 l	223	227	1.068	1.102
22043010	Grape must other than fermentation prevented or arrested by the addition of alcohol, of an alcoholic strength by volume not exceeding 15 % vol	254	254	1.061	1.061
22060010	Cider or perry	-	39.189	-	38.726
22060039	Coconut palm toddy, other than in container holding 2 l or less	-	805	-	3.874
22060060	Wines obtained by the fermentation of vegetables juices or of fruit juices, other than juice of fresh grapes	-	0	-	10
22060099	Other fermented beverages, mixtures of fermented beverages and mixtures of fermented beverages and non-alcoholic beverages, not elsewhere specified or included, other than HS code 22060010 to 22010091	-	20	-	355
22071000	Undenatured ethyl alcohol of an alcoholic strength by volume of 80 % vol or higher	4.004.502	15.229.275	4.549.456	17.409.984
22072011	Denatured ethyl alcohol of an alcoholic strength by volume exceeding 99 % vol	9.360	9.360	17.410	17.410
22072019	Denatured ethyl alcohol of an alcoholic strength by volume not exceeding 99 % vol	39.040	141.860	62.259	211.402
22072090	Ethyl alcohol and other spirits, denatured, of any strength, other than denatured ethyl alcohol including methylated spirits	2	79.370	3	124.806
22082090	Spirits obtained by distilling grape wine or grape marc, other than brandy	-	101.200	-	308.347
22085000	Gin and geneva	8	15	12	64
22086000	Vodka	45	217	257	1.677
22087010	Liqueurs and cordials, of an alcoholic strength by volume not exceeding 57 % vol	21.791	58.079	87.821	247.059
22089010	Medicated samsu of an alcoholic strength by volume not exceeding 40 % vol	44	44	367	367

Tabel 3 : Ekspor Indonesia menurut Komoditi (Kode HS 8 digit)

Mei 2022

Kode H S	Uraian golongan barang	Berat bersih (Kg)		Nilai F.O.B. (U S \$)	
		Bulan ini	Kumulatif	Bulan ini	Kumulatif
(1)	(2)	(3)	(4)	(5)	(6)
22089040	Other samsu other than medicated samsu of an alcoholic strength by volume exceeding 40% vol	-	4	-	28
22089099	Undenatured ethyl alcohol of an alcoholic strength by volume of less than 80 % vol other than HS code 22082050 to 22089091, other than of an alcoholic strength by volume not exceeding 114 % vol	-	1	-	6
22090000	Vinegar and substitutes for vinegar obtained from acetic acid	19.478	46.328	10.701	21.343
23011000	Flours, meals and pellets, of meat or meat offal, greaves	7	68	2	49
23012010	Flours, meals and pellets of fish, with a protein content of less than 60% by weight	27.000	846.000	15.075	748.950
23012020	Flours, meals and pellets of fish, with a protein content of 60% or more by weight	1.018.000	2.298.003	1.143.752	2.343.139
23012090	Flours, meals and pellets, of crustaceans or molluscs or other aquatic invertebrates	366.924	1.351.936	266.123	805.509
23021000	Bran, sharps and other residues, whether or not in the form of pellets, derived from the sifting, milling or other working, of maize (corn)	727.080	3.291.460	124.888	565.913
23023010	Bran and pollard, whether or not in the form of pellets, derived from the sifting, milling or other working of wheat	34.306.310	232.678.307	8.369.082	54.663.716
23023090	Sharps and other residues, whether or not in the form of pellets, derived from the sifting, milling or other working of wheat, other than bran and pollard	10.986.500	48.189.543	3.201.316	12.399.047
23024010	Sharps and other residues, of rice, whether or not in the form of pellets, derived from the sifting, milling or other working	50	57.050	165	25.662
23024090	Sharps and other residues of other cereal other than of rice, whether or not in the form of pellet, derived from the sifting, milling or other working of cereal	41.250	405.440	17.644	156.499
23031010	Residues of starch manufacture and similar residues, of manioc (cassava) or sago	79	231	109	220
23031090	Residues of starch manufacture and similar residues, other than of manioc (cassava) or sago	320.480	3.463.095	106.677	1.346.601
23032000	Beet-pulp, bagasse and other waste of sugar manufacture	381.150	3.004.830	87.663	704.911
23040090	Oil-cake and other solid residues, whether or not ground or in the form of pellets, resulting from the extraction of soya- bean oil, other than defatted soya-bean flour and soya-bean meal	3	104	5	105
23050000	Oil-cake and other solid residues, whether or not ground or in the form of pellets, resulting from the extraction of ground-nut oil	-	3.000	-	4.950
23061000	Oil-cake and other solid residues, of cotton seeds, whether/not ground/in the form of pellets, resulting from the extraction of vegetable/microbial fats/oils, other than those of heading 2304 or 2305	48.000	303.000	23.460	126.295
23063000	Oil-cake and oth solid residues, of sunflower seeds, whether/not ground/in the form of pellets, resulting from the extraction of vegetable/microbial fats/oils, oth than those of heading 2304 or 2305	432	872	1.920	2.761
23065000	Oil-cake and oth solid residues, of coconut or copra, whether/not ground/in the form of pellets, resulting from the extraction of vegetable/microbial fats/oils, oth than those of heading 2304 or 2305	17.327.772	103.459.790	3.386.331	19.066.410
23066010	Oil-cake & oth solid residues, of palm nuts or kernels, resulting from the extraction of vegetable/microbial fats/oils, oth than those of heading 2304 / 2305, ground or in the form of pellets	149.195.472	1.010.018.204	31.283.605	179.971.365
23066090	Oil-cake & oth solid residues, of palm nuts or kernels, resulting from the extraction of vegetable/microbial fats/oils, oth than those of heading 2304 / 2305, other than ground/in the form of pellets	147.774.335	982.005.467	42.522.476	294.855.057

Tabel 3 : Ekspor Indonesia menurut Komoditi (Kode HS 8 digit)

Mei 2022

Kode H S	Uraian golongan barang	Berat bersih (Kg)		Nilai F.O.B. (U S \$)	
		Bulan ini	Kumulatif	Bulan ini	Kumulatif
(1)	(2)	(3)	(4)	(5)	(6)
23069010	Oil-cake & oth solid residues, of maize(corn) germ, w.o.n ground/in the form of pellets, resulting from the extraction of vegetable/microbial fats/oils, oth than those of heading 2304 / 2305	722.512	4.180.248	122.808	679.056
23069090	Oil-cake & oth solid residues, w.o.n ground/in the form of pellets, resulting from the extraction of vegetable/microbial fats/oils, oth than those of heading 2304 / 2305, other than HS code 23061000 to 23069010	28.319.770	152.032.400	33.189.333	162.987.224
23080000	Vegetable materials and waste,vegetable residues, whether or not in pellets form, used in animal feeding, not else specified	1.863.950	20.094.866	1.390.560	7.209.083
23091010	Dog or cat food, put up for retail sale, containing meat	17	17	50	50
23091090	Dog or cat food, put up for retail sale, not containing meat	212.739	748.940	339.562	1.106.451
23099011	Complete feed of a kind suitable for poultry	696.008	2.778.746	517.945	2.249.288
23099012	Complete feed of a kind suitable for swine	9.297.690	36.996.200	10.916.727	39.572.379
23099013	Complete feed of a kind suitable for prawns	-	5.650	-	5.978
23099014	Complete feed of a kind suitable for primates	249	249	4.970	4.970
23099019	Complete feed of a kind suitable for animal other than poultry,swine,prawns,primates	74.836	193.077	104.242	194.783
23099020	Premixes, feed supplements or feed additives	120	84.139	2.332	203.371
23099090	Preparations of a kind used in animal feeding, other than HS code 23091010 to 23099020	540.224	2.816.716	517.008	2.773.509
24011010	Tobacco, not stemmed/stripped, virginia type, flue-cured	-	20	-	175
24011020	Tobacco, not stemmed/stripped, virginia type, other than flue-cured	-	9.464	-	20.826
24011050	Tobacco, not stemmed/stripped, flue-cured, other than virginia and burley type	87.470	476.090	1.372.098	6.126.113
24011090	Tobacco, not stemmed/stripped, other than flue-cured, virginia and burley type	622.120	3.677.147	4.853.911	31.265.010
24012010	Tobacco, partly or wholly stemmed/stripped, virginia type, flue-cured	1.765.867	5.221.048	8.115.881	26.536.097
24012030	Tobacco, partly or wholly stemmed/stripped, oriental type	-	276.480	-	801.792
24012040	Tobacco, partly or wholly stemmed/stripped, burley type	19.525	88.212	61.112	276.104
24012050	Tobacco, partly or wholly stemmed/stripped, flue-cured, other than virginia, oriental, and burley type	62.455	1.307.052	470.982	11.758.976
24012090	Tobacco, partly or wholly stemmed/stripped, other than flue-cured, virginia, oriental, and burley type	572.663	5.265.757	4.119.941	36.593.119
24013010	Tobacco stems	100.040	275.355	89.168	802.915
24013090	Tobacco refuse, other than tobacco stems	46.552	377.892	448.468	5.764.821
24021000	Cigars, cheroots and cigarillos, containing tobacco	192.966	1.222.287	3.784.536	24.587.040
24022010	Cigarettes containing tobacco, beedies	-	4.344	-	60.590
24022020	Cigarettes containing tobacco, clove cigarettes	1.030.737	5.881.418	14.998.499	70.235.670
24022090	Cigarettes containing tobacco, other than beedies and clove cigarettes	5.852.004	30.675.216	44.845.072	257.807.038
24029020	Cigarettes of tobacco substitutes	1.400	15.500	4.000	74.500
24031110	Water pipe tobacco specified in subheading note 1 to this chapter, packed for retail sale	120	120	1.440	1.440
24031190	Water pipe tobacco specified in subheading note 1 to this chapter, other than packed for retail sale	14	7.754	403	25.411
24031911	Ang hoon, packed for retail sale	-	6.560	-	51.349
24031919	Smoking tobacco, w.o.n containing tobacco substitutes in any proportion, packed for retail sale, other than ang hoon and water pipe tobacco	23.412	144.882	489.502	3.046.784
24031920	Manufactured tobacco for the manufacture of cigarettes, other than ang hoon and water pipe tobacco	455.817	2.274.569	3.686.570	17.640.252
24031999	Smoking tobacco, w.o.n containing tobacco substitutes in any proportion, packed not for retail sale, other than ang hoon and water pipe tobacco	44.712	451.214	760.243	7.621.934
24039190	"homogenised" or "reconstituted tobacco", other than packed for retail sale	19.297	130.823	264.301	1.652.417
24039910	Tobacco extracts and essences	934	2.689	4.125	16.386
24039940	Snuff, whether or not dry	4	7	770	1.358

Tabel 3 : Ekspor Indonesia menurut Komoditi (Kode HS 8 digit)

Mei 2022

Kode H S	Uraian golongan barang	Berat bersih (Kg)		Nilai F.O.B. (U S \$)	
		Bulan ini	Kumulatif	Bulan ini	Kumulatif
(1)	(2)	(3)	(4)	(5)	(6)
24039950	Chewing and sucking tobacco	500	500	1.530	1.530
24039990	Manufactured tobacco and manufactured tobacco substitutes, other than HS code 24031110 to 24039950	163.044	732.946	1.129.304	5.561.595
24041210	E-cigarette liquid or gel	9.707	9.707	1.366.697	1.366.697
24041290	Products intended for inhalation without combustion, containing nicotine, other than e-cigarette liquid or gel	2	2	65	65
25010010	Table salt	23.906	79.949	7.532	22.505
25010020	Unprocessed rock salt	1.740	1.840	3.505	3.605
25010050	Sea water	2.499	2.589	1.469	1.569
25010091	Salt with sodium chloride content more than 60 % but less than 97%, calculated on a dry basis, fortified with iodine	-	425	-	170
25010093	Salt with sodium chloride content 97 % or more, calculated on a dry basis	500	8.500	280	4.584
25010099	Salt (including table salt and denatured salt) and pure sodium chloride, w.o.n in aqueous solution or containing added anti-caking or free-flowing agents other than HS code 25010010 to 25010093	8	3.080	39	1.986
25051000	Silica sands and quartz sands	-	340.552.158	-	6.762.492
25062000	Quartzite	-	28	-	3
25070000	Kaolin and other kaolinic clays, whether or not calcined	18.452.611	41.443.168	1.564.245	4.539.075
25084090	Clays(excl expanded clays), other than bentonite, fire-clay, fuller's earth	-	10.000	-	1.681
25090000	Chalk	10	318	116	2.594
25102010	Natural calcium phosphates, natural aluminium calcium phosphates and phosphatic chalk, ground, apatite	10	10	3	3
25131000	Pumice stone	4.491.592	45.715.218	341.341	3.016.403
25132000	Emery, natural corundum, natural garnet and other natural abrasives	5	520.593	1	21.031
25140000	Slate, whether or not roughly trimmed or merely cut, by sawing or otherwise, into blocks or slabs of a rectangular (including square) shape	57.500	562.192	12.795	83.048
25151210	Marble and travertine, merely cut, by sawing or otherwise, into blocks of a rectangular (including square) shape	860.170	6.813.707	150.233	922.798
25152000	Ecaussine and other calcareous monumental or building stone, alabaster	-	42.306	-	5.934
25162010	Sandstone, crude or roughly trimmed	-	2.637	-	656
25162020	Sandstone, merely cut, by sawing or otherwise, into blocks or slabs of a rectangular (including square) shape	9.902	17.200	4.244	6.227
25169000	Porphyry, basalt, and other monumental or building stone, other than HS code 25161100 to 25162020	203.685	878.959	40.195	200.351
25171000	Pebbles, gravel, broken or crushed stone, of a kind commonly used for concrete aggregates, for road metalling or for railway or other ballast, shingle and flint, whether or not heat-treated	684.174.805	3.789.776.939	4.264.691	22.702.018
25173000	Tarred macadam	-	785	-	1.668
25174100	Granules, chippings and powder, of marble , whether or not heat-treated	422	7.041	170	861
25174900	Granules, chippings and powder, of stones of heading 2515 or 2516, other than marble, whether or not heat-treated	351.655	3.386.442	47.803	576.973
25181000	Dolomite, not calcined or sintered, including roughly trimmed or merely cut, by sawing or otherwise, into blocks or slabs of a rectangular (including square) shape	20.000	103.001	714	8.354
25182000	Calcined or sintered dolomite, including roughly trimmed or merely cut, by sawing or otherwise, into blocks or slabs of a rectangular (including square) shape	23	46.034	5	5.559
25199090	Magnesium oxide, whether or not pure, other than fused magnesia, dead-burned (sintered) magnesia	-	4.632	-	3.900
25202010	Plasters, of a kind suitable for use in dentistry	-	4	-	34
25202090	Plasters, not of a kind suitable for use in dentistry	364.564	1.747.542	50.053	292.449
25223000	Hydraulic lime	-	3.023	-	2.600
25231010	Cement clinkers, of a kind used in the manufacture of white cement	45.250.000	441.210.619	1.990.645	18.384.397

Tabel 3 : Ekspor Indonesia menurut Komoditi (Kode HS 8 digit)

Mei 2022

Kode H S	Uraian golongan barang	Berat bersih (Kg)		Nilai F.O.B. (U S \$)	
		Bulan ini	Kumulatif	Bulan ini	Kumulatif
(1)	(2)	(3)	(4)	(5)	(6)
25231090	Cement clinkers, not of a kind used in the manufacture of white cement	518.006.488	3.022.293.759	21.213.999	116.641.186
25232100	Portland cement, white cement, whether or not artificially coloured	1.919.052	10.374.172	235.814	1.239.567
25232910	Portland cement, coloured cement	45.150.440	181.569.440	1.924.319	8.094.917
25232990	Portland cement, other than white cement and coloured cement	69.209.573	481.209.377	3.290.198	23.325.363
25233000	Aluminous cement	-	90	-	1.170
25239000	Slag cement, supersulphate cement and similar hydraulic cements, whether or not coloured or in the form of clinkers	2.152.029	8.191.486	146.040	543.410
25252000	Mica powder	-	22	-	499
25253000	Mica waste	-	25	-	504
25262010	Natural steatite, whether or not roughly trimmed or merely cut, by sawing or otherwise, into blocks or slabs of a rectangular (including square) shape, talc powder	6.605	12.636	36.253	46.833
25262090	Natural steatite, whether or not roughly trimmed or merely cut, by sawing or otherwise, into blocks or slabs of a rectangular (including square) shape, crushed	-	5.110	-	31.944
25291010	Potash feldspar, soda feldspar	44.000	79.200	16.658	38.080
25293000	Leucite, nepheline and nepheline syenite	-	1	-	0
25301000	Vermiculite, perlite and chlorites, unexpanded	-	40.000	-	11.274
25302010	Kieserite	805.000	2.720.000	37.539	143.431
25309010	Micronized zircon sand (zirconium silicate) of a kind used as an opacifier	349.200	2.114.400	1.119.348	5.954.479
25309090	Mineral substances, other than HS code 25301000 to 25309010	18.566.923	27.129.239	517.891	1.210.157
26011190	Iron ores and concentrates, other than roasted iron pyrites, non-agglomerated, other than haematite and concentrates	208.250.000	992.810.000	4.165.000	17.406.585
26011290	Iron ores and concentrates, other than roasted iron pyrites, agglomerated, other than haematite and concentrates	-	182.000.000	-	18.188.420
26030000	Copper ores and concentrates	197.947.475	1.243.760.294	666.074.448	3.860.696.562
26040000	Nickel ores and concentrates	-	492	-	29
26060000	Aluminium ores and concentrates	1.525.840.932	10.161.098.251	46.191.858	326.037.244
26070000	Lead ores and concentrates	892.280	4.424.150	1.439.033	7.782.601
26080000	Zinc ores and concentrates	2.096.350	9.886.940	2.378.406	11.162.636
26151000	Zirconium ores and concentrates	5.600.800	36.326.660	14.873.405	88.153.201
26180000	Granulated slag (slag sand) from the manufacture of iron or steel	36.840.000	154.095.040	1.160.460	4.854.340
26190000	Slag, dross (other than granulated slag), scalings and other waste from the manufacture of iron or steel	-	46.974.856	-	2.364.839
26201100	Slag, ash and residues (other than from the manufacture of iron or steel), containing mainly zinc, hard zinc spelter	52.300	87.300	102.194	154.883
26201900	Slag, ash and residues (other than from the manufacture of iron or steel), containing mainly zinc, other than hard zinc spelter	2.343.514	18.987.322	2.844.025	18.998.542
26203000	Slag, ash and residues (other than from the manufacture of iron or steel), containing mainly copper	-	33.000	-	64.108
26211000	Ash and residues from the incineration of municipal waste	-	2.800	-	1.960
26219090	Other slag and ash, including seaweed ash (kelp) not elsewhere classified in chapter 26, other than crude potassium salts obtained in the sugar industry from residues of beet molasses	400.000	1.222.000	98.000	285.810
27011100	Anthracite, whether or not pulverised, but not agglomerated	-	574.762.000	-	131.503.987
27011210	Bituminous coal, whether or not pulverised, but not agglomerated, coking coal	1.013.203.423	6.255.056.225	269.693.342	1.338.201.395
27011290	Bituminous coal, whether or not pulverised, but not agglomerated, other than coking coal	2.361.333.989	13.543.272.276	502.989.473	2.240.245.458
27011900	Coal, whether or not pulverised, but not agglomerated, other than anthracite and bituminous	29.972.864.889	116.165.556.657	3.640.315.563	12.832.385.842
27021000	Lignite, whether or not pulverised, but not agglomerated	5.592.325.967	30.687.700.035	424.547.071	2.242.350.071
27040010	Coke and semi-coke of coal	32.200.000	94.504.596	8.680.000	25.747.399

Tabel 3 : Ekspor Indonesia menurut Komoditi (Kode HS 8 digit)

Mei 2022

Kode H S	Uraian golongan barang	Berat bersih (Kg)		Nilai F.O.B. (U S \$)	
		Bulan ini	Kumulatif	Bulan ini	Kumulatif
(1)	(2)	(3)	(4)	(5)	(6)
27060000	Tar distilled from coal, from lignite or from peat, and other mineral tars, whether or not dehydrated or partially distilled, including reconstituted tars	6.490.678	37.888.474	4.132.002	18.005.625
27071000	Benzol (benzene)	5.300.000	9.301.059	4.709.845	7.396.756
27073000	Xylol (xylenes)	-	32.603.045	-	28.793.685
27074000	Naphthalene	180.000	900.000	109.069	499.468
27075000	Oth aromatic hydrocarbon mixtures of which 65 %/more by volume (incl losses) distils at 250°C by the ISO 3405 method (equivalent to the astm d 86 method) other than benxol, toluol, xylol, naphthalene	-	5.478.488	-	5.183.713
27079990	Oils and other products of the distillation of high temperature coal tar, other than HS code 27071000 to 27079010	-	149.875.195	-	127.195.375
27090010	Crude petroleum oils	311.444.330	845.570.874	151.161.676	541.365.287
27101229	Motor spirit, unleaded, of below RON 90, blended other than ethanol	-	36.034.049	-	35.525.354
27101240	Tetrapropylene	-	3	-	63
27101260	Low aromatic solvents containing by weight less than 1 % aromatic content	-	40.000	-	49.200
27101270	Solvent spirits containing by weight more than 1 % aromatic content	-	2	-	62
27101291	Alpha olefins	5.501.635	5.501.635	6.609.515	6.609.515
27101299	Petroleum spirit, having a flash point of more than 23°C	30	690	289	570
27101930	Carbon black feedstock	-	86.193	-	228.576
27101941	Lubricating oil feedstock	32.609.734	118.063.559	47.278.308	140.911.545
27101942	Lubricating oils for aircraft engines	31.615	64.108	20.029	38.205
27101944	Lubricating greases	426	21.986	2.399	98.758
27101945	Lubricating oils for textile	-	12.654	-	43.197
27101946	Lubricating oils other than HS 27101941 to 27101946	1.528.339	34.905.099	3.326.577	45.862.205
27101950	Hydraulic brake fluid	413	2.277	391	10.838
27101960	Transformer and circuit breakers oils	2.112	4.753	4.779	13.030
27101971	Automotive diesel fuel	-	209.558.578	-	180.473.984
27101979	Fuel oils	304.555.216	1.215.894.835	247.474.234	942.417.808
27101981	Aviation turbine fuel (jet fuel) having a flash point of 23°C or more	111.720	558.600	116.964	540.360
27101989	Other medium oils and preparations	-	7.220	-	25.292
27101990	Petroleum oil&oil obtain from bituminous mineral oth than crude&preparation n.e.s/incl,cont by weight ≥70% of oils mention before, these oils being the basic constituents of the preparations, not cont biodiesel&oth than waste oils, oth than hs 27101211-27101989	15.678.520	36.857.179	14.960.234	31.682.847
27102000	Petroleum oil&oil obtain from bituminous mineral oth than crude&preparations n.e.s/incl, cont by weight≥70% of oil mention before,these oil being the basic constituent of the preparation, cont biodiesel, oth than waste oil	-	24.232.850	-	18.029.849
27109900	Waste oils, other than containing polychlorinated biphenyls (PCBs), polychlorinated terphenyls (PCTs) or polybrominated biphenyls (PBBs)	400	36.169	200	92.784
27111100	Liquefied, natural gas	958.825.360	4.079.798.913	504.080.367	2.169.835.642
27111300	Liquefied, butanes	-	1	-	4
27111490	Liquefied, propylene, butylene and butadiene	-	1.900.000	-	1.900.000
27111900	Petroleum gases and other gaseous hydrocarbons, other than HS code 217111100 to 27111300	19.800	108.500	23.962	148.749
27112190	Natural gas, in gaseous state, other than of a kind used as a motor fuel	454.740.218	2.276.716.115	351.878.623	1.376.646.733
27112900	Petroleum gases and other gaseous hydrocarbons, in gaseous state , other than natural gas	-	91	-	110
27121000	Petroleum jelly	13.282	61.414	24.224	115.346
27122000	Paraffin wax containing by weight less than 0.75 % of oil	-	2.000	-	5.564
27129010	Paraffin wax containing by weight more than 0.75 % of oil	226.458	1.282.684	297.559	1.496.494

Tabel 3 : Ekspor Indonesia menurut Komoditi (Kode HS 8 digit)

Mei 2022

Kode H S	Uraian golongan barang	Berat bersih (Kg)		Nilai F.O.B. (U S \$)	
		Bulan ini	Kumulatif	Bulan ini	Kumulatif
(1)	(2)	(3)	(4)	(5)	(6)
27129090	Microcrystalline petroleum wax, slack wax, ozokerite, lignite wax, peat wax, other mineral waxes, and similar products obtained by synthesis or by other processes, whether or not coloured	579.357	4.584.877	629.637	4.516.549
27131100	Petroleum coke, not calcined	10.401.037	84.069.839	5.825.829	34.491.266
27131200	Petroleum coke, calcined	11.203.623	31.655.703	6.003.041	18.267.647
27132000	Petroleum bitumen	1.002.473	4.091.107	560.382	2.071.373
27139000	Other residues of petroleum oils or of oils obtained from bituminous minerals, other than petroleum coke and petroleum bitumen	214.190.280	1.015.674.220	155.838.138	676.910.875
27141000	Bituminous or oil shale and tar sands	-	74.480	-	25.382
27149000	Bitumen and asphalt, natural, asphaltites and asphaltic rocks	11	3.036.113	10	1.558.433
27150010	Polyurethane tar coatings	-	43	-	70
27150090	Bituminous mixtures based on natural asphalt, on natural bitumen, on petroleum bitumen, on mineral tar/on mineral tar pitch (example, bituminous mastics, cut- backs), oth than polyurethane tar coatings	-	7.380	-	23.719
28011000	Chlorine	-	1.000	-	2.520
28012000	Iodine	-	6.500	-	262.000
28013000	Fluorine, bromine	-	4	-	1.000
28020000	Sulphur, sublimed or precipitated, colloidal sulphur	-	2.367.868	-	638.185
28030020	Acetylene black	270	441	373	627
28030041	Carbon blacks of a kind used for rubber processing, other than acetylene black	1.276.900	6.484.790	2.109.360	10.075.227
28030049	Carbon blacks not of a kind used for rubber processing, other than acetylene black	-	80.578	-	1.791
28030090	Carbon (carbon blacks and other forms of carbon not elsewhere specified or included), other than acetylene black and carbon blacks	0	97.313	100	57.555
28041000	Hydrogen	-	78.862	-	126.250
28042100	Rare gases, argon	243.890	1.102.300	94.298	471.925
28042900	Rare gases, other than argon	3.825	191.947	76.400	1.462.837
28043000	Nitrogen	-	31.342	-	10.111
28044000	Oxygen	149.127	320.786	83.752	149.018
28046100	Silicon, containing by weight not less than 9999 % of silicon	4	40	60	520
28046900	Silicon, other than containing by weight not less than 9999 % of silicon	-	376	-	4.509
28051100	Alkali or alkaline-earth metals, sodium	-	101	-	1.182
28051200	Alkali or alkaline-earth metals, calcium	-	3.006	-	259
28054000	Mercury	110.670	110.670	607	607
28080000	Nitric acid, sulphonitric acids	4	4	132	132
28092032	Food grade, phosphoric acid	280	280	980	980
28092099	Phosphoric acid and polyphosphoric acids, non food grade, other than hypophosphoric acid and phosphoric acid	-	300	-	5.098
28100010	Oxides of boron	2	2	8	8
28111100	Hydrogen fluoride (hydrofluoric acid)	300	300	144	144
28111920	Aminosulphonic acid (sulphamic acid)	871.034	4.462.470	1.301.336	6.230.423
28111990	Other inorganic acids, other than HS code 28111100 to 28111920	-	27	-	43
28112100	Carbon dioxide	4.380	16.704	801	3.752
28112210	Silicon dioxide, in powder form	533.090	3.675.435	1.005.136	6.369.644
28112290	Silicon dioxide, other than in powder form	693.369	2.714.142	1.035.527	3.691.801
28131000	Carbon disulphide	451.610	1.330.130	365.731	827.039
28141000	Anhydrous ammonia	176.187.609	828.249.136	178.178.515	757.014.904
28151100	Sodium hydroxide (caustic soda), solid	44.000	564.300	32.120	414.870
28151200	Sodium hydroxide (caustic soda), in aqueous solution (soda lye or liquid soda)	9.757.000	48.394.852	6.407.633	23.602.141
28170010	Zinc oxide	581.401	3.532.109	2.296.612	12.502.093
28182000	Aluminium oxide, other than artificial corundum	158.315.977	803.732.436	65.600.696	331.307.633
28183000	Aluminium hydroxide	6.773.026	30.839.779	1.888.607	7.713.267
28201000	Manganese dioxide	275.000	275.000	199.375	199.375

Tabel 3 : Ekspor Indonesia menurut Komoditi (Kode HS 8 digit)

Mei 2022

Kode H S	Uraian golongan barang	Berat bersih (Kg)		Nilai F.O.B. (U S \$)	
		Bulan ini	Kumulatif	Bulan ini	Kumulatif
(1)	(2)	(3)	(4)	(5)	(6)
28209000	Manganese oxides, other than manganese dioxide	-	190.000	-	114.930
28211000	Iron oxides and hydroxides	3	521.450	6	225.012
28212000	Earth colours containing 70 % or more by weight of combined iron evaluated as Fe2O3	-	2.075	-	2.163
28230000	Titanium oxides	26.000	1.167.000	38.720	1.031.960
28251000	Hydrazine and hydroxylamine and their inorganic salts	16.000	191.600	72.800	844.486
28255000	Copper oxides and hydroxides	-	5.000	-	45.000
28259000	Hydrazine and hydroxylamine and their inorganic salts, other inorganic bases, other metal oxides, hydroxides and peroxides, other than hs code 28251000 to 28258000	680.000	5.546.830	64.680	1.490.462
28261200	Fluorides, of aluminium	500	1.260.500	2.200	1.161.400
28261900	Fluorides, other than of aluminium	-	305	-	7.080
28269000	Fluorosilicates, fluoroaluminates and other complex fluorine salts, other than fluorides and sodium hexafluoroaluminate	-	2.100	-	14.742
28271000	Ammonium chloride	136.850	792.375	35.848	212.896
28272090	Calcium chloride, containing < 73 % and > 80 % by weight	100.487	594.489	297.675	1.737.125
28273200	Chlorides other than ammonium chloride and calcium chloride, of aluminium	167.580	1.273.060	114.959	844.933
28273920	Chlorides other than ammonium chloride and calcium chloride, of iron	579	595	2.165	2.221
28273990	Chlorides other than ammonium chloride and calcium chloride, other than HS code 28271000 to 28273990	-	0	-	0
28274100	Chloride oxides and chloride hydroxides, of copper	9.600	28.920	78.112	232.962
28274900	Chloride oxides and chloride hydroxides, other than of copper	67.375	334.025	41.156	197.756
28281000	Commercial calcium hypochlorite and other calcium hypochlorites	116	706	174	562
28289010	Sodium hypochlorite	248	248	136	136
28289090	Hypochlorites, other than sodium hypochlorite, chlorites, hypobromites	100	534	122	627
28291100	Chlorates, of sodium	0	50	0	307
28299010	Sodium perchlorate	-	35	-	35
28299090	Perchlorates other than sodium, bromates and perbromates, iodates and periodates	-	7.920	-	14.130
28311000	Dithionites and sulfoxylates, of sodium	-	440	-	4.620
28321000	Sodium sulphites	5.401	422.257	3.547	52.218
28323000	Thiosulphates	-	4.451	-	4.021
28331100	Disodium sulphate	3.834.360	18.758.960	322.075	1.682.767
28331900	Sodium sulphates , other than disodium sulphate	2.770.000	13.085.003	272.555	1.186.596
28332100	Sulphates of magnesium	-	26	-	21
28332210	Sulphates of aluminium, commercial grade	20.000	340.000	3.900	62.355
28332290	Sulphates of aluminium, not commercial grade	3.360.000	14.328.226	647.045	2.673.891
28332500	Sulphates of copper	1	23.955	283	70.068
28332700	Sulphates of barium	-	1	-	26
28333000	Alums	-	8.000	-	18.400
28334000	Peroxosulphates (persulphates)	-	4.000	-	11.600
28352200	Phosphates, of mono or disodium	1.700	1.951	6.494	7.541
28352400	Phosphates, of potassium	-	1.604	-	7.818
28352590	Calcium hydrogenorthophosphate ("dicalcium phosphate"), other than feed grade	1	100.490	1	146.038
28352600	Phosphates of calcium other than calcium hydrogenorthophosphate	75	42.225	141	8.787
28352910	Phosphates, of trisodium	-	2.692	-	8.375
28352990	Phosphates, other than HS code 28352200 to 28352910	1.200	1.200	4.187	4.187
28353190	Sodium triphosphate (sodium tripolyphosphate), other than food grade	21.000	80.840	36.960	141.010
28353990	polyphosphates, other than sodium triphosphate (sodium tripolyphosphate) and tetrasodium pyrophosphate	-	520	-	4.130
28362000	Disodium carbonate	458.903	2.735.846	225.289	1.216.528
28363000	Sodium hydrogencarbonate (sodium bicarbonate)	-	734	-	4.184
28364000	Potassium carbonates	6	6	0	0

Tabel 3 : Ekspor Indonesia menurut Komoditi (Kode HS 8 digit)

Mei 2022

Kode H S	Uraian golongan barang	Berat bersih (Kg)		Nilai F.O.B. (U S \$)	
		Bulan ini	Kumulatif	Bulan ini	Kumulatif
(1)	(2)	(3)	(4)	(5)	(6)
28365010	Calcium carbonate, food or pharmaceutical grade	-	46.000	-	23.090
28365090	Calcium carbonate, other than food or pharmaceutical grade	673.000	3.064.804	285.374	1.228.961
28369910	Commercial ammonium carbonate	-	28.025	-	91.481
28391920	Sodium orthosilicate, sodium pyrosilicate	1.677.000	5.499.080	637.406	2.025.480
28391990	Silicates of sodium, other than sodium orthosilicate and sodium pyrosilicate	1.416.000	2.326.003	482.386	789.607
28399000	Silicates, commercial alkali metal silicates, other than sodium	-	97.272	-	68.753
28402000	Borates, peroxoborates (perborates), other than disodium tetraborate (refined borax)	-	19.800	-	20.658
28417000	Molybdates	0	0	145	145
28421000	Double or complex silicates, including aluminosilicates whether or not chemically defined	48.556	299.232	2.428	19.780
28432900	Silver compounds, other than silver nitrate	7.600	28.200	13.113	69.223
28433000	Gold compounds	10	76	420.413	3.264.789
28443010	Uranium depleted in U 235 and its compounds, thorium and its compounds	-	4	-	2.622
28444300	Other radioactive elements and isotopes and compounds, other alloys, dispersions (including cermets), ceramic products and mixtures containing these elements, isotopes or compounds	-	645	-	55.386
28444400	Radioactive residues	0	1.084	120	4.621
28454000	Helium-3	-	12.561	-	26.894
28459000	Isotopes other than those of heading 2844, compounds, inorganic or organic, of such isotopes, whether or not chemically defined, other than HS code 28451000 to 28454000	-	1.080	-	19.440
28470010	Hydrogen peroxide, whether or not solidified with urea, in liquid form	36.000	126.480	27.125	94.372
28470090	Hydrogen peroxide, whether or not solidified with urea, not in liquid form	1.597.400	6.835.855	928.513	3.612.554
28491000	Carbides of calcium, whether or not chemically defined	420.000	2.323.000	283.500	1.557.820
28492000	Carbides of silicon, whether or not chemically defined	4	212	1	3.234
28499000	Carbides other than calcium and silicon, whether or not chemically defined	-	0	-	121
28539010	Demineralized waters	15	369	2	329
28539090	Phosphides, w.o.n chemically define, excl ferrophosphorus, oth inorganic compounds (incl distilled/conductivity water & water of similar purity), liquid air (w.o.n rare gases have been remove), compress air, amalgams, oth than amalgams of precious metals, oth than hs code 28529010-28529020	2.830	3.945	4.261	5.926
29011000	Acyclic hydrocarbons, saturated	-	16.890	-	22.717
29012100	Ethylene, unsaturated	2.900.252	2.900.252	3.558.300	3.558.300
29012300	Butene (butylene) and isomers thereof, unsaturated	7.100.691	40.010.623	7.137.744	38.197.662
29012400	Buta-1,3-diene and isoprene, unsaturated	2.000.000	13.450.547	2.532.000	16.010.111
29012910	Acetylene, unsaturated	-	180	-	58
29012990	Acyclic hydrocarbons, unsaturated, other than HS code 29012100 to 29012990	2	4.148	301	21.303
29021100	Cyclohexane	150	804	335	1.799
29021900	Cyclanes, cyclenes & cycloterpenes, other than cyclohexane	260.030	866.660	942.679	3.513.220
29022000	Benzene	11.532.909	54.831.820	12.982.365	58.687.898
29024300	P-Xylene	-	31.275.917	-	33.064.899
29024400	Mixed xylene isomers	-	1.805	-	8.332
29025000	Styrene	193.470	1.253.230	274.992	1.628.640
29029020	Alkylbenzenes other than Dodecylbenzene	-	51	-	448
29029090	Cyclic hydrocarbons, other than HS 29021100-29029020	49.165	266.797	137.733	948.275
29031200	Dichloromethane (methylene chloride)	-	2.200	-	1.204
29031500	Ethylene dichloride (ISO) (1,2-dichloroethane)	30.999.385	131.492.591	18.708.736	92.896.009
29031990	Saturated chlorinated derivatives of acyclic hydrocarbons, other than HS 29031110-29031920	-	4	-	2.161
29032100	Vinyl chloride (chloroethylene)	3.400.534	66.404.385	4.085.572	77.600.657

Tabel 3 : Ekspor Indonesia menurut Komoditi (Kode HS 8 digit)

Mei 2022

Kode H S	Uraian golongan barang	Berat bersih (Kg)		Nilai F.O.B. (U S \$)	
		Bulan ini	Kumulatif	Bulan ini	Kumulatif
(1)	(2)	(3)	(4)	(5)	(6)
29032200	Trichloroethylene	-	44.800	-	192.192
29034200	Difluoromethane (HFC-32)	-	1.064	-	38.625
29037100	Chlorodifluoromethane (HCFC-22)	-	882	-	3.588
29041000	Derivatives containing only sulpho groups, their salts and ethyl esters	22.000	28.002	33.865	42.730
29051100	Methanol (methyl alcohol)	-	8.555.616	-	3.012.609
29051200	Propan-1-ol (propyl alcohol) and propan-2-ol (isopropyl alcohol)	-	4.914	-	13.333
29051300	Butan-1-ol (n-butyl alcohol)	0	7.165.841	174	13.264.810
29051400	Other butanols	560.046	5.350.654	492.032	5.188.590
29051600	Octanol (octyl alcohol) and isomers thereof	8.290.830	40.359.883	16.989.164	73.657.138
29051700	Dodecan-1-ol (lauryl alcohol), hexadecan-1-ol (cetyl alcohol) and octadecan-1-ol (stearyl alcohol)	5.935.095	25.342.824	17.172.232	65.787.859
29051900	Saturated monohydric alcohols, other than HS 29051100-29051700	1.180.289	4.056.864	4.927.284	16.282.583
29052200	Acyclic terpene alcohols	3.536	5.586	25.889	43.800
29052900	Unsaturated monohydric alcohols other than acyclic terpene alcohols	41.082	150.656	182.729	669.074
29053100	Ethylene glycol (ethanediol)	372.830	804.333	317.553	732.051
29053200	Propylene glycol (propane1,2diol)	22.610	190.690	3.618	38.438
29053900	Diols other than ethylene glycol (ethanediol) & propylene glycol (propane 1, 2 diol)	17.940	21.226	52.947	72.512
29054200	Pentaerythritol	-	2.000	-	14.800
29054300	Mannitol	-	25	-	117
29054400	D-glucitol (sorbitol)	3.440.096	18.063.814	2.937.102	14.236.542
29054500	Glycerol	51.306.451	279.117.811	82.109.105	415.759.964
29054900	Polyhydric alcohols, other than HS 29054100-29054500	13.430	13.436	25.775	25.780
29055900	Halogenated, sulphonated, nitrated or nitrosated derivatives of acyclic alcohols, other than Ethchlorvynol	-	3.740	-	2.468
29061100	Menthol	482	2.267	11.350	54.184
29061900	Cyclanic, cyclenic or cycloterpenic, other than Menthol, Cyclohexanol, methylcyclohexanols and dimethylcyclohexanols, Sterols and inositols	-	1.065	-	136.274
29062100	Benzyl alcohol	-	6.720	-	17.405
29062900	Cyclic alcohol, aromatic, other than Benzyl alcohol	-	5.184	-	28.638
29071100	Phenol (hydroxybenzene) and its salts	25.120	97.490	284.793	1.050.349
29071300	Octylphenol, nonylphenol and their isomers, salts thereof	117.600	1.401.254	261.786	2.812.599
29071900	Monophenols, other than HS 29071100-29071500	-	2.402	-	21.790
29072200	Hydroquinone (quinol) and its salts	-	800	-	12.518
29072300	4,4'-Isopropylidenediphenol (bisphenol A, diphenylolpropane) and its salts	-	168.000	-	438.300
29089900	Halogenated, sulphonated, nitrated or nitrosated derivatives of phenols or phenol-alcohols, other than HS 29081100-29089200	64.000	266.801	109.490	515.265
29091900	Acyclic ethers and their halogenated, sulphonated, nitrated or nitrosated derivatives, other than Diethyl ether	5.123.568	19.630.930	5.000.000	19.474.940
29093000	Aromatic ethers and their halogenated, sulphonated, nitrated or nitrosated derivatives	30.679	123.597	659.793	2.928.684
29094100	2,2'-Oxydiethanol (diethylene glycol, digol)	58.940	258.723	61.156	268.870
29094300	Monobutyl ethers of ethylene glycol or of diethylene glycol	0	0	1	1
29094900	Ether-alcohols and their halogenated, sulphonated, nitrated or nitrosated derivatives, other than HS 29094100-29094400	0	47.742	1	246.888
29095000	Ether-phenols, ether-alcohol-phenols and their halogenated, sulphonated, nitrated or nitrosated derivatives	226.625	1.112.521	4.202.146	20.282.358
29096000	Alcohol peroxides, ether peroxides, acetal and hemiacetal peroxides, ketone peroxides and their halogenated, sulphonated, nitrated or nitrosated derivatives	211.044	1.289.512	712.743	4.153.152
29101000	Oxirane (ethylene oxide)	-	225	-	434

Tabel 3 : Ekspor Indonesia menurut Komoditi (Kode HS 8 digit)

Mei 2022

Kode H S	Uraian golongan barang	Berat bersih (Kg)		Nilai F.O.B. (U S \$)	
		Bulan ini	Kumulatif	Bulan ini	Kumulatif
(1)	(2)	(3)	(4)	(5)	(6)
29109000	Epoxides, epoxyalcohols, epoxyphenols and epoxyethers, with a three-membered ring, and their halogenated, sulphonated, nitrated or nitrosated derivatives, other than HS 29101000-29109000	-	20	-	12.025
29121100	Methanal (formaldehyde)	191.000	414.000	64.546	138.570
29121900	Acyclic aldehydes without other oxygen function, other than Methanal (formaldehyde) and Ethanal (acetaldehyde)	766.927	1.596.719	1.092.576	2.483.031
29122900	Cyclic aldehydes without other oxygen function, other than Benzaldehyde	235	395	1.788	11.143
29124100	Vanillin (4-hydroxy-3-methoxybenzaldehyde)	19.850	221.325	1.153.892	10.118.673
29124200	Ethylvanillin (3-ethoxy-4-hydroxybenzaldehyde)	-	353	-	19.083
29124910	Aldehyde-alcohols	10	10	724	724
29124990	Aldehyde-alcohols, aldehyde-ethers, aldehyde-phenols and aldehydes with other oxygen function, other than HS 29124100-29124910	0	0	3	3
29126000	Paraformaldehyde	1.017.006	4.575.006	1.054.555	4.766.349
29141900	Acyclic ketones without other oxygen function, other than HS 29141100-29141300	0	45	13	10.820
29142300	Ionones and methylionones	2	192	40	3.639
29142910	Camphor	1.006	19.846	1.148	170.887
29142990	Cyclanic, cyclenic or cycloterpenic ketones without other oxygen function, other than HS 29142200-29142910	95	5.626	6.027	155.958
29143900	Aromatic ketones without other oxygen function, other than phenylacetone (phenylpropan-2-one)	-	3	-	43
29144000	Ketone-alcohols and ketone-aldehydes	25	386	416	5.534
29145000	Ketone-phenols and ketones with other oxygen function	300	406	5.571	42.732
29146200	Coenzyme Q10 (ubidecarenone)	-	60	-	48.960
29146900	Quinones other than Anthraquinone and Coenzyme Q10 (ubidecarenone)	-	120	-	97.920
29151300	Esters of formic acid	-	16	-	931
29152100	Acetic acid	-	1.135	-	5.771
29152910	Sodium acetate, cobalt acetates	7.200	23.625	10.224	58.570
29153100	Ethyl acetate	170	222	556	835
29153300	n-Butyl acetate	170	172	796	800
29153910	Isobutyl acetate	-	230	-	75
29153990	Esters of acetic acid, other than HS 29153100-29153920	53.983	107.425	249.511	1.057.687
29155000	Propionic acid, its salts and esters	-	147	-	2.923
29156000	Butanoic acids, pentanoic acids, their salts and esters	-	2.079	-	30.155
29157010	Palmitic acid, its salts & esters	13.188.087	70.601.864	19.573.374	95.579.055
29157020	Stearic acid	2.174.206	8.805.062	3.482.908	12.442.495
29157030	Salts & esters of stearic acid	452.782	2.245.530	767.864	3.471.236
29159020	Lauric acid, myristic acid, their salts & esters	27.256.968	106.755.980	60.447.228	228.524.282
29159030	Caprylic acid, its salts & esters	379.503	1.341.343	2.010.501	4.756.781
29159040	Capric acid, its salts & esters	419.910	1.359.567	2.908.187	7.972.386
29159090	Saturated acyclic monocarboxylic acids and their anhydrides, halides, peroxides and peroxyacids, their halogenated, sulphonated, nitrated or nitrosated derivatives, other than HS 29151100-29159040	10.513.236	28.909.096	27.889.298	71.448.945
29161100	Acrylic acid and its salts, unsaturated	827.590	11.392.810	1.641.029	16.803.172
29161200	Esters of acrylic acid, unsaturated	3.524.954	14.393.731	8.108.853	33.543.181
29161410	Methyl methacrylate, unsaturated	120.840	2.888.925	108.551	2.664.456
29161490	Esters of methacrylic acid, other than methyl methacrylate, unsaturated	5.280	7.480	32.736	44.698
29161500	Oleic, linoleic or linolenic acids, their salts and esters, unsaturated	515.956	1.504.996	1.177.747	3.150.751
29161900	Unsaturated acyclic monocarboxylic acid, their anhydride, halide, peroxide/xyacid & their derivatives, oth 2916.11.00-2916.16.00	100.004	660.991	151.981	2.096.122
29162000	Cyclanic, cyclenic or cycloterpenic monocarboxylic acids, their anhydrides, halides, peroxides, peroxyacids and their derivatives	-	25	-	1.712
29163100	Benzoic acid, its salts and esters	50	196	188	1.627

Tabel 3 : Ekspor Indonesia menurut Komoditi (Kode HS 8 digit)

Mei 2022

Kode H S	Uraian golongan barang	Berat bersih (Kg)		Nilai F.O.B. (U S \$)	
		Bulan ini	Kumulatif	Bulan ini	Kumulatif
(1)	(2)	(3)	(4)	(5)	(6)
29163210	Benzoyl peroxide	43.700	507.220	135.176	1.621.551
29163910	2,4-Dichlorophenyl acetic acid and its salts and esters	-	124	-	2.465
29163920	Esters of phenylacetic acid	-	11	-	502
29163990	Aromatic monocarboxylic acids, their anhydrides, halides, peroxides, peroxyacids and their derivatives, other than HS 29163100-29163920	601	11.307	46.530	309.865
29171290	Adipic acid, its salts and esters, other than Dioctyl adipate	100	2.190	1.920	7.721
29171400	Maleic anhydride	310.085	2.137.415	595.058	4.785.579
29171900	Acyclic polycarboxylic acids, their anhydrides, halides, peroxides, peroxyacids and their derivatives, other than HS 29171100-29171400	42.000	96.359	86.662	221.957
29173200	Dioctyl orthophthalates	-	16.000	-	25.600
29173300	Dinonyl or didecyl orthophthalates	-	20.000	-	42.800
29173490	Esters of orthophthalic acid, other than Dioctyl orthophthalates, Dinonyl or didecyl orthophthalates, Dibutyl orthophthalates	-	200	-	682
29173500	Phthalic anhydride	-	523.000	-	727.981
29173600	Terephthalic acid and its salts	3.872.106	20.641.106	3.433.560	16.273.827
29173920	Phthalic compounds of a kind used as plasticisers and esters of phthalic anhydride other than trioctyltrimellitate	-	18.860	-	39.396
29173990	Aromatic polycarboxylic acids, their anhydrides, halides, peroxides, peroxyacids and their derivatives, other than HS 29173200-29173920	-	15	-	15
29181100	Lactic acid, its salts and esters	300	22.500	2.028	54.739
29181300	Salts and esters of tartaric acid	-	6.130	-	17.522
29181400	Citric acid	52	127	104	229
29181510	Calcium citrate	-	3	-	151
29181590	Salts and esters of citric acid, other than calcium citrate	1.457	7.748	6.789	30.787
29181600	Gluconic acid, its salts and esters	400	401	8.720	8.721
29181900	Carboxylic acids with alcohol function but without other oxygen function, their anhydrides, halides, peroxides, peroxyacids and their derivatives, other than HS 29181100-29181800	-	2.340	-	12.401
29182300	Esters of salicylic acid and their salts, other than o-Acetylsalicylic acid, its salts and esters	-	205	-	6.132
29182910	Alkyl sulphonate ester of phenol	-	25	-	443
29182990	Carboxylic acids with phenol function but without other oxygen function, their anhydrides, halides, peroxides, peroxyacids and their derivatives, other than HS 29182100-29182910	-	925	-	12.451
29183000	Carboxylic acids with aldehyde or ketone function but without other oxygen function, their anhydrides, halides, peroxides, peroxyacids and their derivatives	600	1.011	3.947	9.740
29189900	Carboxylic acids with additional oxygen function & their anhydrides, halides, peroxides & peroxyacids, their halogenated, sulphonated, nitrated/nitrosated derivatives, other than HS 29181100-29189100	-	2.198	-	25.361
29199000	Phosphoric esters and their salts, including lactophosphates, their halogenated, sulphonated, nitrated or nitrosated derivatives other than Tris(2,3-dibromopropyl) phosphate	1	3	1	3
29209000	Esters of other inorganic acids of non-metals (excluding esters of hydrogen halides) & their salts, their halogenated, sulphonated, nitrated/nitrosated derivatives, other than HS 29201100-29203000	72.960	274.326	631.182	2.363.967
29211100	Methylamine, di- or trimethylamine and their salts	-	18.000	-	101.024
29212900	Acyclic polyamines and their derivatives, salts thereof, other than Ethylenediamine and its salts and Hexamethylenediamine and its salts	-	18.880	-	83.302
29214100	Aniline and its salts	287	287	1.029	1.029
29214200	Aniline derivatives and their salts	46	187	68	330
29214400	Diphenylamine and its derivatives, salts thereof	1.500	1.500	16.125	16.125

Tabel 3 : Ekspor Indonesia menurut Komoditi (Kode HS 8 digit)

Mei 2022

Kode H S	Uraian golongan barang	Berat bersih (Kg)		Nilai F.O.B. (U S \$)	
		Bulan ini	Kumulatif	Bulan ini	Kumulatif
(1)	(2)	(3)	(4)	(5)	(6)
29215900	Aromatic polyamines and their derivatives, salts thereof, other than o-, m-, p-Phenylenediamine, diaminotoluenes and their derivatives, salts thereof	4	32	1.028	1.113
29221100	Monoethanolamine and its salts	13.650	41.050	21.668	67.075
29221500	Triethanolamine	-	1	-	1
29221920	D-2-Amino-n-butyl-alcohol	-	4.566	-	9.167
29222900	Amino-naphthols & oth amino-phenols, oth than those containing more than one kind of oxygen function, their ethers & esters, salts thereof, oth than Aminohydroxynaphthalenesulphonic acids & their salts	-	1.609	-	5.117
29224100	Lysine and its esters, salts thereof	11.685.246	52.704.075	14.630.587	70.084.158
29224210	Glutamic acid	162.000	162.000	310.068	310.068
29224220	Monosodium glutamate (MSG)	9.264.571	51.372.705	16.687.786	88.139.289
29224900	Amino-acids, other than those containing more than one kind of oxygen function, and their esters, salts thereof, other than HS 29224100-29224400	72.200	577.569	560.505	3.687.191
29225010	p-Aminosalicylic acid and its salts, esters and other derivatives	-	5.040	-	31.147
29225090	Amino-alcohol-phenols, amino-acid-phenols and other amino-compounds with oxygen function, other than p-Aminosalicylic acid and its salts, esters and other derivatives	8.000	44.850	6.454	72.365
29231000	Choline and its salts	-	1.277	-	2.826
29232011	Lecithins of vegetables	375	375	1.613	1.613
29232019	Lecithins of non vegetables	21	6.052	451	16.060
29232090	Phosphoaminolipids	-	162	-	851
29239000	Quaternary ammonium salts and hydroxides, lecithins and other phosphoaminolipids, whether or not chemically defined, other than HS 29231000-29234000	37.960	314.355	71.972	566.363
29241990	Acyclic amides (including acyclic carbamates) and their derivatives, salts thereof, other than HS 29241100-29241910	403.800	2.465.004	1.564.525	7.879.351
29242190	Ureines and their derivatives, salts thereof, other than 4-Ethoxyphenylurea (dulcin) and Diuron and monuron	-	625	-	6.500
29242910	Aspartame	-	1	-	1
29242930	Acetaminophen (paracetamol), salicylamide, ethoxybenzamide	980	36.499	5.390	303.644
29242990	Cyclic amides (including cyclic carbamates) and their derivatives, salts thereof, other than HS 29242110 - 29242930	-	9.290	-	250.431
29251100	Saccharin and its salts	500	703	3.500	4.392
29252900	Imines and their derivatives, salts thereof, other than Chlordimeform (ISO)	215.025	1.779.116	1.225.162	9.153.730
29270010	Azodicarbonamide	1.827.415	9.736.818	7.058.817	34.624.244
29270090	Diazo-, azo- or azoxy-compounds other than Azodicarbonamide	-	23.000	-	85.445
29280090	Organic derivatives of hydrazine or of hydroxylamine other than Linuron	13.149	79.909	27.568	147.703
29291010	Diphenylmethane diisocyanate (MDI)	1.500	1.716	1.500	5.743
29291020	Toluene diisocyanate	-	2.805	-	1.495
29291090	Isocyanates other than Diphenylmethane diisocyanate (MDI) and Toluene diisocyanate	34.835	229.322	226.671	1.477.917
29299010	Sodium cyclamate	19.732	94.396	56.701	280.667
29299090	Compounds with other nitrogen function other than Isocyanates and Cyclamates	20.000	190.600	25.078	497.983
29302000	Thiocarbamates and dithiocarbamates	-	251.750	-	1.245.684
29309010	Dithiocarbonates	-	12	-	2.534
29309090	Organo-sulphur compounds, other than HS 29301000-29309010	49.809	1.810.961	1.051.417	9.278.809
29314990	Non-halogenated organo-phosphorous derivatives, other than HS 29314100-29314920	-	1.600	-	5.072
29319041	Organoarsenic compounds, in liquid form	-	80	-	209

Tabel 3 : Ekspor Indonesia menurut Komoditi (Kode HS 8 digit)

Mei 2022

Kode H S	Uraian golongan barang	Berat bersih (Kg)		Nilai F.O.B. (U S \$)	
		Bulan ini	Kumulatif	Bulan ini	Kumulatif
(1)	(2)	(3)	(4)	(5)	(6)
29319049	Organoarsenic compounds, other than in liquid form	3.675	6.173	14.936	22.447
29319090	Organo-inorganic compounds other than HS 29311010-29319050	153.520	724.136	1.832.658	7.568.818
29321100	Tetrahydrofuran	-	27	-	2.921
29321400	Sucralose	-	5.848	-	192.737
29321900	Compounds containing an unfused furan ring (whether or not hydrogenated) in the structure, other than HS 29321100-29321400	262	677	86.106	144.762
29322090	Lactones, other than coumarin (1,2-Benzopyrone), methylcoumarins and ethylcoumarins	56	5.218	4.808	38.345
29329400	Safrole	-	70.090	-	584.410
29329600	Carbofuran (ISO)	-	102	-	2.187
29329900	Heterocyclic compounds with oxygen hetero-atom(s) only, other than HS 29321100-29329600	-	2.000	-	26.904
29331900	Compounds containing an unfused pyrazole ring (whether or not hydrogenated) in the structure, other than Phenazone (antipyrin) and its derivatives	0	0	2	2
29332100	Hydantoin and its derivatives	117.050	423.300	224.231	1.095.088
29332900	Compounds containing an unfused imidazole ring (whether or not hydrogenated) in the structure, other than Hydantoin and its derivatives	232.000	1.144.053	1.363.264	7.498.955
29333910	Chlorpheniramine and isoniazid	-	1	-	830
29333990	Compounds containing an unfused pyridine ring (whether or not hydrogenated) in the structure, other than HS29333100-29333930	-	1	-	3.000
29334910	Dextromethorphan	-	1	-	1.124
29335200	Malonylurea (barbituric acid) and its salts	-	0	-	196
29335990	Compounds containing a pyrimidine ring (whether or not hydrogenated) or piperazine ring in the structure, other than HS 29335200-29335910	18.320	99.400	28.390	144.084
29336100	Melamine	3.000	3.002	7.326	7.328
29336900	Compounds containing an unfused triazine ring (whether or not hydrogenated) in the structure, other than melamine	12.600	71.370	48.583	261.661
29337900	Lactams, other than 6-Hexanelactam (epsilon-caprolactam) and Clobazam and methyprylon	-	4.000	-	24.000
29339910	Mebendazole and parbendazole	-	0	-	555
29339990	Heterocyclic compounds with nitrogen hetero-atom(s) only, other than HS 29331100-29339910	3.558.603	15.626.803	21.198.188	93.760.333
29341000	Compounds containing an unfused thiazole ring (whether or not hydrogenated) in the structure	25	305	2.248	13.137
29342000	Compounds containing in the structure a benzothiazole ring- system (whether or not hydrogenated), not further fused	-	35.414	-	99.366
29349910	Nucleic acids and their salts	803.266	4.497.563	5.189.051	28.885.358
29349920	Sultones, sultams, diltiazem	-	517	-	176.478
29349930	6-Aminopenicillanic acid	800	825	1.480	1.703
29349940	3-Azido-3-deoxythymidine	-	3.105	-	12.330
29349950	Oxadiazon, with a purity of 94 % or more	-	1	-	914
29349990	Nucleic acids and their salts, whether or not chemically defined, other heterocyclic compounds, other than HS 29341000-29349950	82.144	578.733	1.301.563	12.528.552
29359000	Sulphonamides other than HS 29351000-29355000	60.380	321.146	964.095	4.944.290
29362100	Vitamin A and their derivatives	-	849	-	38.418
29362400	D- or DL-Pantothenic acid (Vitamin B5) and its derivatives	400	9.068	10.851	111.081
29362500	Vitamin B6 and its derivatives	-	25	-	750
29362600	Vitamin B12 and its derivatives	-	530	-	50.542
29362700	Vitamin C and its derivatives	1.648	34.430	2.814	186.098
29362800	Vitamin E and its derivatives	544	8.207	79.095	862.936
29362900	Vitamins and their derivatives, unmixed, other than HS 29362100-29362800	159	1.101	5.728	65.903
29369000	Provitamins and vitamins, natural or reproduced by synthesis (including natural concentrates), other than HS 29362100-29362900	336	111.014	12.445	549.478

Tabel 3 : Ekspor Indonesia menurut Komoditi (Kode HS 8 digit)

Mei 2022

Kode H S	Uraian golongan barang	Berat bersih (Kg)		Nilai F.O.B. (U S \$)	
		Bulan ini	Kumulatif	Bulan ini	Kumulatif
(1)	(2)	(3)	(4)	(5)	(6)
29371900	Polypeptide hormones, protein hormones and glycoprotein hormones, their derivatives and structural analogues, other than Somatotropin, its derivatives and structural analogues and Insulin & its salts	42	102	1.239.390	2.646.687
29389000	Glycosides, natural or reproduced by synthesis, and their salts, ethers, esters and other derivatives, other than Rutoside (rutin) and its derivatives	503	65.135	20.719	526.926
29392010	Quinine and its salts	4.381	23.135	482.618	2.486.209
29392090	Alkaloids of cinchona and their derivatives, salts thereof, other than Quinine and its salts	-	2	-	15
29393000	Caffeine and its salts	-	101	-	3.781
29394200	Pseudoephedrine and its salts	-	1.000	-	57.241
29400000	Sugars, chemically pure oth than sucrose ,lactose, maltose, glucose, & fructose	1.424.614	5.987.709	1.469.374	6.369.811
29411011	Amoxicillin & its salts, Non-sterile	0	0	12	12
29411090	Penicillins and their derivatives with a penicillanic acid structure, salts thereof, other than Amoxicillin and Ampicillin	-	30.600	-	10.500
29419000	Antibiotics, n.e.c. in heading 2941	301	457	38.702	72.772
29420000	Organic compounds, n.e.c. in chapter 29	33.678	56.207	172.967	325.952
30012000	Extracts of glands or other organs or of their secretions	-	1	-	36
30019000	Heparin and its salts,other human/animal substance prepared for therapeutic/prophylactic uses, not elsewhere specified/included	1	26	7	174
30021210	Antisera, plasma protein solutions, haemoglobin powder	8	47	15.604	15.949
30021290	Antisera and other blood fractions, other than antisera, plasma protein solutions, haemoglobin powder	927	2.128	91.723	223.679
30021500	Immunological products, put up in measured doses or in forms or packings for retail sale	-	34	-	153.713
30024110	Tetanus toxoid	-	11.929	-	5.719.236
30024120	Pertussis, measles, meningitis or polio vaccines	15.558	113.074	2.524.270	23.210.891
30024190	Vaccines for human medicine other than tetanus toxoid, pertussis, measles, meningitis or polio vaccines	4.245	10.992	4.926.930	8.034.236
30024200	Vaccines for veterinary medicine	62.225	274.983	1.211.637	6.229.936
30025100	Cell cultures, whether or not modified, cell therapy products	-	5	-	125
30025900	Cell cultures, whether or not modified, other than cell therapy products	-	10	-	3.048
30029000	Human blood, animal blood prepared for therapeutic, prophylactic or diagnostic uses for oth than sub heading 300212-300259	13.332	54.375	52.377	212.386
30031010	Medicaments containing amoxicillin or its salts, not put up in measured doses or in forms/packings for retail sale	-	2.949	-	52.224
30031090	Medicaments cont. penicillins/deriv, with penicillanic acid structure/streptomycins, other than cont. amoxicillin&icillin	32	1.561	166	1.617
30032000	Medicaments cont.antibiotic, consist of 2constituent mix for therapeutic/prophylactic,not in measured dose/pack for retail	148	423	4.120	272.520
30033900	Medicaments containing hormones (excl. insulin),for therapeutic/prophylactic uses,not packaged for retail sale	310.763	312.465	3.742.145	3.759.003
30039000	Medicaments, for therapeutic or prophylactic uses, not packed for retail sale, other than HS 30031010-30036000	38	2.170	3.800	1.299.574
30041015	Medicament,containing penicillin G (excl penicillin G benzathine),phenoxymethyl penicillin/salts thereof,for retail sale	3.474	8.654	246.577	645.825
30041016	Medicaments containing ampicillin,amoxycillin or salts thereof,of a kind taken orally,packing for retail sale	6.623	68.032	238.503	1.601.054
30041019	Medicaments containing penicillins/derivates thereof,packing for retail sale,other than HS 30041015-30041016	47.473	359.307	3.349.816	19.653.569
30041020	Medicament,containing streptomycins or derivates thereof,for retail sale	-	248	-	24.003

Tabel 3 : Ekspor Indonesia menurut Komoditi (Kode HS 8 digit)

Mei 2022

Kode H S	Uraian golongan barang	Berat bersih (Kg)		Nilai F.O.B. (U S \$)	
		Bulan ini	Kumulatif	Bulan ini	Kumulatif
(1)	(2)	(3)	(4)	(5)	(6)
30042010	Antibiotics containing gentamycin,lincomycin,sulfamethoxazole/its derivatives,of a kind taken orally/in ointment form	-	2.054	-	95.466
30042031	Antibiotics containing erythromycin or derivatives thereof, of a kind taken orally	10.913	76.485	130.381	462.426
30042032	Antibiotics containing erythromycin or derivatives thereof, in ointment form	1	65	63	1.451
30042039	Antibiotics containing erythromycin or derivatives thereof, other than of a kind taken orally or in ointment form	370	1.284	54.710	323.283
30042071	Antibiotics containing tetracyclines or chloramphenicols or derivatives,of a kind taken orally or in ointment form	3.414	8.598	98.790	240.796
30042079	Antibiotics containing tetracyclines or chloramphenicols or derivatives,oth of a kind taken orally or in ointment form	-	18	-	96
30042091	Antibiotic, of a kind taken orally or ointment form, other than HS 30042010-30042079	1.129	6.637	131.513	734.722
30042099	Antibiotic, other than of a kind taken orally or ointment form, other than HS 30042010-30042079	16.283	63.091	422.238	2.631.084
30043100	Medicaments containing hormones or other products of heading 2937, containing insulin	56	444	4.090	12.847
30043210	Medicaments contain corticosteroid hormones,its derivatives/structural analogues,contain dexamethasone/their derivatives	2.063	8.220	8.239	117.932
30043290	Medicaments containing corticosteroid hormones, their derivatives or structural analogues, oth HS 30043210-30043240	1.196	8.332	191.589	1.231.625
30043900	Medicaments containing hormones/other products of heading 2937, other than HS 30043100-30043290	100.092	445.730	1.309.101	8.275.147
30044100	Medicaments containing alkaloids or derivatives thereof,containing ephedrine or its salts,packing for retail sale	6.080	9.481	41.148	72.295
30044200	Medicaments containing alkaloids/derivatives thereof,containing pseudoephedrine/its salts,packing for retail sale	519	41.535	26.980	680.570
30044300	Medicaments containing alkaloids/derivatives thereof,containing norephedrine or its salts,packing for retail sale	48.179	151.756	675.216	2.373.606
30044951	Medicaments containing papaverine or berberine of a kind taken orally or for injection,packing for retail sale	-	60	-	57
30045010	Medicaments containing vitamins or other products of heading 2936, of a kind suitable for children, in syrup form	-	27.398	-	190.573
30045021	Medicaments containing more than one vitamin, of a kind taken orally	1.156	16.926	25.144	379.577
30045029	Medicaments containing more than one vitamin, other than of a kind taken orally	56.165	282.486	1.219.091	7.335.930
30045091	Medicaments containing vitamin A, B or C	3.371	37.826	102.143	1.197.555
30045099	Medicaments containing vitamins or other products of heading 2936, other than HS 30045010-30045091	15.832	89.474	910.163	7.884.167
30046090	Medicaments containing antimalarial active principles described in Subheading Note 2, other than HS 30046010-30046020	-	19	-	3
30049010	Transdermal therapeutic system patches for the treatment of cancer or heart diseases	-	45	-	10.539
30049020	Closed sterile water for inhalation, pharmaceutical grade	50	20.167	109	90.439
30049030	Antiseptics	295.916	1.922.315	1.373.649	6.814.093
30049041	Anaesthetics, containing procaine hydrochloride	1	1	49	49
30049049	Anaesthetics, other than containing procaine hydrochloride	150.207	800.111	1.544.843	13.511.532
30049051	Analgesics, antipyretics&oth medicaments for coughs/colds,contain acetylsalicylic acid,paracetamol/dipyrone,taken orally	188.061	859.859	2.965.054	12.147.576
30049053	Analgesics, antipyretics&other medicaments for the treatment of coughs/colds,containing diclofenac,of a kind taken orally	410	1.756	20.443	76.470

Tabel 3 : Ekspor Indonesia menurut Komoditi (Kode HS 8 digit)

Mei 2022

Kode H S	Uraian golongan barang	Berat bersih (Kg)		Nilai F.O.B. (U S \$)	
		Bulan ini	Kumulatif	Bulan ini	Kumulatif
(1)	(2)	(3)	(4)	(5)	(6)
30049054	Analgesics, antipyretics&other medicaments for the treatment of coughs/colds,containing piroxicam or ibuprofen	5.577	12.046	137.415	314.947
30049055	Analgesics, antipyretics&other medicaments for the treatment of coughs/colds, in liniment form	187.222	901.283	1.301.634	6.526.629
30049059	Analgesics, antipyretics & other medicaments for the treatment of coughs or colds, other than HS 30049051-30049055	437.674	2.243.036	5.695.320	33.907.951
30049065	Antimalarials, herbal medicaments	6.620	66.916	176.961	1.221.133
30049069	Antimalarials, other than containing primaquine/artemisinin other than of subheading 30046010 / herbal medicaments	2.426	55.173	44.793	348.583
30049072	Anthelmintic, herbal medicaments	2.774	16.132	24.033	115.259
30049079	Anthelmintic, other than containing piperazine or mebendazole or herbal medicaments	6.817	48.011	140.200	1.271.724
30049082	Anti HIV/AIDS medicaments	70	2.872	149.320	6.654.886
30049089	Medicaments for the treatment of cancer or other intractable diseases, other than containing deferoxamine, for injection	4.339	19.916	937.816	4.985.776
30049091	Medicaments containing sodium chloride or glucose, for infusion, packaged for retail sale	12.941	285.702	73.349	868.801
30049092	Medicaments containing sorbitol or salbutamol, for infusion, packaged for retail sale	-	63.749	-	333.674
30049093	Medicaments containing sorbitol or salbutamol, in other forms, packaged for retail sale	3.874	46.262	130.717	481.047
30049094	Medicaments containing cimetidine or ranitidine other than for injection, packaged for retail sale	661	817	29.163	44.113
30049095	Medicaments containing phenobarbital, diazepam/chlorpromazine, other than for injection/infusion, packaged for retail sale	-	1	-	25
30049096	Nasal-drop medicaments containing naphazoline, xylometazoline or oxymetazoline	0	223	28	3.509
30049098	Herbal medicaments, other than for anthelmintic or antimalarials	139.231	1.052.540	239.245	1.634.965
30049099	Medicament consisting of mix/unmix product for therapeutic/prophylactic uses,for retail sale,oth HS 30041015-30049098	13.928	160.492	5.661.744	36.266.298
30051010	Adhesive dressings and other articles having an adhesive layer, impregnated or coated with pharmaceutical substances	42	28.087	47	267.639
30051090	Adhesive dressings & other articles having an adhesive layer, other than impregnated/coated with pharmaceutical substances	17.300	120.770	214.827	1.062.561
30059010	Bandages, put up in forms or packings for retail sale for medical, surgical, dental or veterinary purposes	2.980	24.123	9.140	169.398
30059020	Gauze, put up in forms or packings for retail sale for medical, surgical, dental or veterinary purposes	58	108	1.637	2.294
30059090	Wadding,packings for retail sale for medical,surgical,dental/veterinary purposes,other than HS 30051010-30059020	3.781	24.013	72.788	419.536
30061010	Sterile absorbable surgical or dental yarn, sterile surgical or dental adhesion barriers, whether or not absorbable	1.182	1.182	586.324	586.324
30061090	Sterile surgical catgut,sterile tissue adhesives for surgical wound closure, sterile laminaria & sterile laminaria tents	35	981	3.631	21.074
30063030	Opacifying preparation for Xray examinations, other microbial diagnostic reagents	166	166	616	616
30063090	Opacifying preparations for Xray examinations, other than HS 30063010-30063030	250	310	75	270
30064010	Dental cements and other dental fillings	-	7	-	2.500
30065000	First-aid boxes and kits	30	601	1.377	7.076
30066000	Chemical contraceptive preparations based on hormones, on other products of heading 2937 or on spermicides	28.737	123.534	1.837.413	7.611.225

Tabel 3 : Ekspor Indonesia menurut Komoditi (Kode HS 8 digit)

Mei 2022

Kode H S	Uraian golongan barang	Berat bersih (Kg)		Nilai F.O.B. (U S \$)	
		Bulan ini	Kumulatif	Bulan ini	Kumulatif
(1)	(2)	(3)	(4)	(5)	(6)
30067000	Gel prep designed to be used in hum or vet med as a lubricant for parts of the body for surg operations or physical exam	10.038	20.033	90.212	180.544
30069290	Waste pharmaceuticals other than medicaments for the treatment of cancer, HIV/AIDS or other intractable diseases	0	77	74	4.854
30069300	Placebos and blinded (or double-blinded) clinical trial kits for a recognised clinical trial put up in measured doses	-	1	-	10
31010010	Fertilisers produced by of solely vegetable origin	788.075	5.979.460	201.168	1.486.180
31010092	Fertilisers produced of animal origin (other than guano), chemically treated	-	78.162	-	264.047
31010099	Animal fertilisers,not chemically treated	1.382.742	9.169.015	357.013	2.486.055
31021000	Urea, whether or not in aqueous solution	146.172.907	617.494.874	116.856.847	410.135.377
31022100	Ammonium sulphate	-	313.800	-	102.022
31022900	Double salts and mixtures of ammonium sulphate and ammonium nitrate	-	67.000	-	25.159
31023000	Ammonium nitrate, whether or not in aqueous solution	612.000	9.973.000	424.214	7.389.187
31025000	Sodium nitrate	-	95.000	-	83.125
31028000	Mixtures of urea and ammonium nitrate in aqueous or ammoniacal solution	2	73	247	668
31029000	Mineral or chemical fertilisers, nitrogenous, other than HS 31021000-31028000	-	83	-	417
31031190	Superphosphates containing by weight 35 % or more of diphosphorus pentaoxide (P2O5), other than feed grade	724.000	4.449.000	184.110	1.134.735
31031990	Superphosphates containing by weight less than 35 % of diphosphorus pentaoxide (P2O5), other than feed grade	125.200	2.425.200	59.480	517.630
31039010	Calcined phosphatic fertilisers	112.500	551.200	26.563	131.701
31039090	Mineral or chemical fertilisers, phosphatic, other than superphosphate & calcined phosphatic fertilisers	440.005	7.462.292	93.160	1.964.272
31042000	Potassium chloride	17.500	306.004	25.806	232.494
31043000	Potassium sulphate	418.000	5.117.000	355.189	3.495.100
31051020	Mineral/chemical fertilisers contain 2 or 3 of fertilising elements in tablets/similar forms of a gross weight ≤10 kg	-	70.000	-	52.459
31052000	Mineral or chemical fertilisers containing the three fertilising elements nitrogen, phosphorus and potassium	200.102	2.629.603	83.195	1.877.225
31053000	Diammonium hydrogenorthophosphate (diammonium phosphate)	13	13	1.383	1.383
31055100	Mineral or chemical fertilisers containing nitrates and phosphates	-	359.220	-	87.819
31055900	Mineral/chemical fertilisers,contain the two fertilising elements nitrogen and phosphorus,oth contain nitrates and phosphates	51.816	215.324	14.649	40.202
31056000	Mineral or chemical fertilisers containing the two fertilising elements phosphorus and potassium	9	8.033	84	2.353
31059000	Mineral/chemical fertilisers contain two/three of fertilising elements nitrogen,phosphorus&potassium, oth HS 31052000-31056000	255.502	5.479.567	68.425	1.491.099
32012000	Wattle extract	-	0	-	18
32019000	Tanning extracts of vegetable origin,tanning and their salts, ethers, ester and other derivatives, other than quebracho and wattle extract	1.083.671	7.463.264	3.099.053	20.489.021
32021000	Synthetic organic tanning substances	312.775	1.556.710	438.302	2.308.676
32029000	Inorganic tanning substances, tanning prep, whether or not containing natural tanning substances, enzymatic prep for pre-tanning	4.551	20.801	13.285	41.385
32030010	Colouring matter of vegetable/animal origin incl dyeing extracts excluding animal black, of a kind used in the food/drink industries	976	5.680	29.419	92.990
32030090	Colouring matter of vegetable/animal origin incl dyeing extract excluding animal black other than used in the food or drink industries	134	9.923	11.411	57.549
32041110	Disperse dyes and preparations based thereon, crude	5.951	21.965	139.870	381.563

Tabel 3 : Ekspor Indonesia menurut Komoditi (Kode HS 8 digit)

Mei 2022

Kode H S	Uraian golongan barang	Berat bersih (Kg)		Nilai F.O.B. (U S \$)	
		Bulan ini	Kumulatif	Bulan ini	Kumulatif
(1)	(2)	(3)	(4)	(5)	(6)
32041190	Disperse dyes and preparations based thereon, other than crude	502.148	3.100.217	5.183.061	31.695.477
32041210	Acid dyes, whether or not premetallised, and preparations based thereon	33.555	325.349	454.584	4.515.325
32041290	Mordant dyes and preparations based thereon	568	1.880	22.934	37.656
32041300	Basic dyes and preparations based thereon	251	9.054	2.764	89.959
32041400	Direct dyes and preparations based thereon	243.712	844.658	523.152	1.996.802
32041500	Vat dyes (including those usable in that state as pigments) and preparations based thereon	103.101	357.895	1.666.369	6.211.725
32041600	Reactive dyes and preparations based thereon	394.448	2.272.294	2.328.501	13.811.752
32041710	Synthetic organic pigment in powder form	225.585	1.256.857	2.289.759	11.117.160
32041790	Pigments and preparations based thereon, other than synthetic organic pigment in powder form	337.011	1.631.426	2.093.166	9.331.192
32041900	Synthetic organic colouring matter & prep,including mixtures of colouring matter of 2 or more of the subheading 320411-320419	116.407	919.572	193.625	1.140.730
32042000	Synthetic organic products of a kind used as fluorescent brightening agents	956.449	4.869.051	1.912.187	9.024.493
32049000	Synthetic organic colouring matter, prep as specified in Note 3 to this Chapter , other than HS 32041100-32042000	29	152	4.667	11.526
32050000	Colour lakes, preparations as specified in Note 3 to this Chapter based on colour lakes.	-	91	-	5.173
32061910	Pigments based on titanium dioxide containing less than 80 % by weight of titanium dioxide calculated on the dry matter	-	2.000	-	5.589
32061990	Preparations based on titanium dioxide containing < 80% by weight of titanium dioxide calculated on the dry matter	91.200	399.300	317.254	1.345.302
32062010	Chrome yellow, chrome green and molybdate orange or red based on chromium compounds	46.000	218.179	168.636	1.183.575
32062090	Pigments and preparation based on chromium compounds,oth than chrome yellow,chrome greenandmolybdate orange/red from chrome compounds	66	32.066	823	123.802
32064190	Ultramarine	18.000	82.400	34.560	151.012
32064919	Preparations of other inorganic pigment based on cadmium compounds of hexacyanoferrates (ferrocyanides and ferrycyanides)	-	71.730	-	581.962
32064990	Colouring matter,other than ultramarine and prep based thereon or lithopone and other pigments and prep based on zinc sulphide	160.267	644.174	1.046.749	3.608.078
32065090	Inorganic products of a kind used as luminophores, other than preparations	10	11	4.384	4.639
32071000	Prepared pigments, prepared opacifiers, prepared colours and similar preparations	402.120	2.667.353	1.500.719	9.561.979
32072010	Enamel frits	18.700	113.376	37.915	346.825
32072090	Vitrifiable enamels and glazes, engobes (slips) and similar preparations, other than enamel frits	329.818	2.124.635	267.345	1.549.334
32073000	Liquid lustres and similar preparations	651	4.195	891	9.682
32074000	Glass frit and other glass, in the form of powder, granules or flakes	522.477	3.719.412	407.790	3.022.722
32081019	Varnishes (including lacquers) based on polyesters, other than of a kind used in dentistry	-	7.902	-	24.384
32081020	Antifouling and/or anticorrosive paints for ships' hulls based on polyesters	1.620	1.746	5.286	6.475
32081090	Paint incl enamels based on polyesters,oth than varnishes incl lacqandantifouling and/or anticorrosive paint for ships'hulls	794.605	3.371.653	3.015.686	11.535.619
32082040	Antifouling and/or anticorrosive paints for ships' hulls based on acrylic or vinyl polymers	210	14.432	4.566	111.206
32082090	Paints based on acrylic or vinyl polymers, oth than antifouling and/or anticorrosive paint	330.921	1.758.250	832.062	5.999.495
32089019	Varnishes(including lacquers), >100oC heat resistance, not used in dentistry, other based on polyesters, acrylic/vinyl polymers	49.623	219.458	139.114	723.437

Tabel 3 : Ekspor Indonesia menurut Komoditi (Kode HS 8 digit)

Mei 2022

Kode H S	Uraian golongan barang	Berat bersih (Kg)		Nilai F.O.B. (U S \$)	
		Bulan ini	Kumulatif	Bulan ini	Kumulatif
(1)	(2)	(3)	(4)	(5)	(6)
32089029	Varnishes(incl lacquers), ≤100oC heat resistance, not used in dentistry,oth based on polyesters,acrylic/vinyl polymers	131.060	673.398	446.959	2.128.430
32089030	Antifouling and/or anticorrosive paints for ships'hulls other than based on polyestersandbased on acrylic or vinyl polymers	-	268	-	1.076
32089090	Paint&varnishes incl enamels&lacquers exc based on polyesters&based on acrylic/vinyl polymers &HS 32081010-32089030	652.675	3.716.442	2.541.681	14.738.618
32091010	Varnishes (including lacquers), based on acrylic or vinyl polymers	21	243.852	53	481.939
32091050	Antifouling and/or anticorrosive paints for ships' hulls, based on acrylic or vinyl polymers	338	3.298	1.842	15.528
32091090	Paints&varnishes including enamels based on acrylic or vinyl polymers, other than HS 32091010-32091050	49.239	307.227	324.371	1.026.746
32099000	Paints and varnishes (including enamels and lacquers), other than based on acrylic or vinyl polymers	306.984	1.194.283	490.965	2.000.790
32100010	Varnishes (including lacquers)	11.200	58.214	63.328	336.600
32100091	Antifouling and/or anticorrosive paints for ships' hulls	-	15	-	22
32100099	Paints other than antifouling and/or anticorrosive paints for ships' hulls	30.669	75.482	292.536	651.340
32110000	Prepared driers	7.631	36.005	38.137	170.676
32121000	Stamping foils	6.207	14.910	151.384	349.711
32129011	Aluminium paste dispersed in nonaqueous media, of a kind used in the manufacture of paints (including enamels)	-	36.951	-	10.177
32129019	Pigment incl metallic powders and flakes dispersed in not water media,in liq/paste form,not for manufacture of leather paint	792	11.797	5.497	103.124
32129021	Dyes and other colouring matter put up in forms or packings for retail sale of a kind used in the food or drink industries	12	12	12	12
32129029	Colouring matter put up in forms/packings for retail sale of a kind not used in the food/drink industries	-	23.058	-	14.883
32131000	Colours in sets, of a kind used by artists, students or signboard painters	8	1.358	118	7.703
32139000	Colours, of a kind used by artists, students or signboard painters, other than colours in sets	50	141	75	293
32141000	Glaziers' putty, grafting putty, resin cements, caulking compounds & other mastics, painters' fillings	104.903	687.589	429.715	2.385.586
32149000	Non-refractory surfacing preparations for facades, indoor walls, floors, ceilings or the like.	269.755	1.453.626	262.526	2.141.918
32151110	Printing ink, black, ultraviolet curable	-	651	-	5.053
32151190	Printing ink, black, other than ultraviolet curable and solid ink in engineered shapes for insertion into	54.860	251.492	488.208	2.296.283
32151910	Printing ink, other than black, solid ink in engineered shapes for insertion into	11.280	28.854	108.060	250.614
32151990	Printing ink, other than black, other than solid ink in engineered shapes for insertion into	519.591	3.037.055	5.573.149	30.731.401
32159060	Writing or drawing ink	13	672	106	8.289
32159070	Ink of a kind suitable for use with duplicating machines of heading 8472	32.098	132.971	864.318	3.322.990
32159090	Ink, whether or not concentrated or solid, other than HS 32151110-32159070	45.523	262.567	307.101	2.236.755
33011200	Essential oils of orange	358	3.389	6.940	59.793
33011300	Essential oils of lemon	32	673	3.448	18.492
33011900	Essential oils of citrus fruit, other than of orange & lemon	13.882	192.923	513.013	4.060.641
33012400	Essential oils of peppermint (Mentha piperita)	1	7.201	30	210.630
33012500	Essential oils of other mints, other than peppermint (Mentha piperita)	985	53.921	20.545	2.307.065
33012920	Essential oils of sandalwood	159	60.490	169.320	4.948.107
33012930	Essential oils of citronella	46.640	81.259	643.880	1.144.786
33012940	Essential oils of nutmeg	25.065	60.116	1.135.888	2.902.406
33012950	Essential oils of cloves	91.946	211.852	1.521.623	3.448.229
33012960	Essential oils of patchouli	170.993	302.444	7.132.511	12.706.630

Tabel 3 : Ekspor Indonesia menurut Komoditi (Kode HS 8 digit)

Mei 2022

Kode H S	Uraian golongan barang	Berat bersih (Kg)		Nilai F.O.B. (U S \$)	
		Bulan ini	Kumulatif	Bulan ini	Kumulatif
(1)	(2)	(3)	(4)	(5)	(6)
33012970	Essential oils of lemon grass, cinnamon, ginger, cardamom or fennel	5.609	5.921	749.028	776.339
33012990	Essential oils other than HS 33011200-33012970	1.026	829.547	177.090	27.169.841
33013000	Resinoids	-	46	-	1.980
33019010	Aqueous distillates & aqueous solutions of essential oils suitable for medicinal use	5.077	19.879	55.346	504.566
33019090	Concentrates of essential oils in fats, in fixed oils, in waxes or the like, obtained by enfleurage or maceration, terpenic by-products of the deterpenation of essential oils	54.342	746.711	1.208.458	18.365.103
33021010	Odoriferous alcoholic preparations of a kind used in the manufacture of alcoholic beverages, in liquid form	5.754	50.386	51.903	540.108
33021020	Odoriferous alcoholic preparations of a kind used in the manufacture of alcoholic beverages, in other forms	2.500	8.500	31.650	107.763
33021030	Other of a kind used in the food or drink industries not containing alcohol	302.301	525.224	2.994.257	5.006.405
33021090	Odoriferous alcoholic preparations of a kind used in the food or drink industries, other than HS 33021010-33021020	560.711	6.094.449	5.619.339	49.586.956
33029000	Odoriferous substances and mixtures, used as raw materials in industries other than the food or drink industries	283.484	2.142.467	4.410.220	29.462.674
33030000	Perfumes and toilet waters	952.110	3.649.502	11.317.566	56.097.177
33041000	Lip makeup preparations	2.464	12.786	217.701	879.394
33042000	Eye makeup preparations	1.888	6.041	167.038	1.177.126
33043000	Manicure and pedicure preparations	729	5.741	6.666	47.981
33049100	Beauty or make up preparations, powders, whether or not compressed	211.968	1.933.648	757.730	4.444.209
33049920	Antiacne preparations	33.756	235.322	120.387	413.695
33049930	Face or skin creams and lotions other than antiacne preparations	737.258	5.524.667	2.764.586	17.762.714
33049990	Beauty/make up preparat, for the care of the skin (incl sunscreen or sun tan preparations), ot HS 33041000-33049930	1.227.537	5.500.641	7.366.042	39.135.922
33051010	Shampoos having antifungal properties	609.871	2.259.686	1.087.847	4.080.101
33051090	Shampoos not having antifugal properties	679.005	4.508.037	1.637.394	10.510.381
33052000	Preparations for permanent waving or straightening	4.511	13.610	27.939	78.502
33053000	Hair lacquers	255	1.873	2.732	23.662
33059000	Preparations for use on the hair, other than shampoos, preparations for permanent waving or straightening and hair lacquer	561.683	3.208.685	3.052.255	19.746.942
33061010	Dentifrices in powders forms and pastes for dental prophylaxis	510.816	3.329.046	1.035.468	6.144.172
33061090	Dentifrices, other than in powders forms and pastes for dental prophylaxis	20.010	403.236	60.117	1.650.572
33062000	Yarn used to clean between the teeth (dental floss)	-	362	-	2.200
33069000	Prep for oral/dental hygiene, incl denture fixative pastes and powders, in individual retail packages, other than dentifrices	72.585	179.966	52.111	558.621
33071000	Preshave, shaving or aftershave preparations	15.035	51.230	43.413	156.042
33072000	Personal deodorants and antiperspirants	63.398	482.834	454.042	2.921.630
33073000	Perfumed bath salts and other bath preparations	-	311	-	5.038
33074110	Agarbatti and other odoriferous prep which operate by burning, Scented powders of a kind used during religious rites	106.957	566.681	77.794	482.064
33074190	Agarbatti and other odoriferous prep which operate by burning, other than scented powders of a kind used during religious rites	4.276	62.724	22.791	215.555
33074910	Room perfuming preparations, whether or not having disinfectant properties	69.106	596.992	424.164	3.284.546
33074990	Deodorising rooms, other than room perfuming preparations, whether or not having disinfectant properties	3.898	106.696	25.021	589.769
33079010	Animal toilet preparations	7	7	12	12
33079030	Papers and tissues, impregnated or coated with perfume or cosmetics	51.198	389.695	139.032	1.087.728

Tabel 3 : Ekspor Indonesia menurut Komoditi (Kode HS 8 digit)

Mei 2022

Kode H S	Uraian golongan barang	Berat bersih (Kg)		Nilai F.O.B. (U S \$)	
		Bulan ini	Kumulatif	Bulan ini	Kumulatif
(1)	(2)	(3)	(4)	(5)	(6)
33079040	Perfumery or cosmetics, including depilatories, other than HS 33071000-33079030	3.770	55.819	19.140	347.981
33079050	Contact lens or artificial eye solutions	2.143	8.600	16.350	65.675
33079090	Perfumery, cosmetic or toilet preparations, other than HS 33071000-33079050	30.050	241.705	404.745	2.652.945
34011140	Medicated soap including disinfectant soap	1.245.312	10.091.313	2.051.590	15.062.020
34011150	Soap for toilet use including bath soap other than medicated soap	6.278.783	36.030.454	12.066.191	63.278.250
34011161	Soap and organic surface-active products and preparations for toilet use, nonwovens impregnated, coated or covered with soap or detergent in packings for retail sale	228	701	1.436	4.195
34011169	Soap and organic surface-active products and preparations for toilet use, of felt or nonwovens, impregnated, coated or covered with soap or detergent other than nonwovens in packings for retail sale	125	10.254	4.841	24.545
34011170	Soap and organic surface-active products and preparations for toilet use, of paper, impregnated, coated or covered with soap or detergent	-	2	-	21
34011190	Soap and organic surface-active products & preparations in the form of bars, cakes, moulded pieces or shapes, and paper, for toilet use, other than HS 34011161 & HS 34011170	411.714	2.657.893	616.818	3.216.801
34011920	Soap and organic surface-active products and preparations other than for toilet use, of paper, impregnated, coated or covered with soap or detergent	727	727	870	870
34011990	Soap and organic surface-active products and preparations in the form of bars, cakes, moulded pieces or shapes, and paper, other than for toilet use, other than HS 34011910-34011920	3.287.721	19.748.213	4.981.901	35.749.827
34012020	Soap chips	30.109.068	166.893.897	36.265.190	180.161.952
34012091	Soap in other forms of a kind used for flotation deinking of recycled paper, other than soap chips	576.000	1.026.000	771.818	1.350.868
34012099	Soap in other forms, other than soap chips and soap of a kind used for flotation deinking of recycled paper	3.309	15.544.315	12.791	16.310.922
34013000	Organic surfaceactive products&prep for washing the skin,in the form of liquid/cream&put up for retail, contain soap/not	1.153.362	5.245.082	3.020.828	16.921.352
34023110	Sulphonated alkylbenzenes	278.054	5.755.230	410.909	8.692.774
34023190	Linear alkylbenzene sulphonic acids and their salts other than Sulphonated alkylbenzenes	9.611	9.616	7.304	7.332
34023910	Sulphated fatty alcohols	1.384.640	9.714.605	2.983.317	21.124.516
34023990	Other linear alkylbenzene sulphonic acids and their salts other than sulphated fatty alcohols	498.907	5.180.103	1.160.510	12.714.061
34024100	Cationic	208.742	2.059.597	412.618	3.383.292
34024210	Hydroxyl-terminated polybutadiene	6.035	26.084	19.901	67.642
34024290	Non ionic other than Hydroxyl-terminated polybutadiene	128.311	890.601	291.946	1.958.182
34024910	Other than cationic and non-ionic suitable for use in fire-extinguishing preparations	16.321	103.979	20.130	150.647
34024990	Other than cationic and non-ionic not suitable for use in fire-extinguishing preparations	673.055	3.400.731	986.989	4.705.571
34025011	Surface-active preparations put up for retail sale in liquid form	1.032.995	6.905.184	1.095.970	7.606.242
34025012	Anionic washing preparations or cleaning preparations, including bleaching, cleansing or degreasing preparations put up for retail sale in liquid form	3.897.558	7.581.676	2.694.843	5.389.301
34025019	Preparations put up for retail sale o.t surface-active preparations and anionic washing preparations or cleaning preparations, including bleaching, cleansing or degreasing preparations in liquid form	9.682	17.771.119	12.414	12.362.278
34025091	Surface-active preparations put up for retail sale in other than liquid form	-	21.088	-	42.369

Tabel 3 : Ekspor Indonesia menurut Komoditi (Kode HS 8 digit)

Mei 2022

Kode H S	Uraian golongan barang	Berat bersih (Kg)		Nilai F.O.B. (U S \$)	
		Bulan ini	Kumulatif	Bulan ini	Kumulatif
(1)	(2)	(3)	(4)	(5)	(6)
34025092	Anionic washing preparations or cleaning preparations, including bleaching, cleansing or degreasing preparations put up for retail sale in other than liquid form	10.286.866	26.179.141	8.183.702	20.283.965
34025099	Preparations put up for retail sale o.t surface-active preparations & anionic washing preparations or cleaning preparations, includ bleaching, cleansing or degreasing preparations in o.t liquid form	2.497	41.083.506	3.889	31.650.009
34029011	Anionic wetting agents in liquid form	18.431	252.108	38.745	460.324
34029012	Anionic washing or cleaning preparations, including bleaching, cleansing or degreasing preparations in liquid form	544.661	2.519.993	1.012.467	4.362.090
34029013	Washing/cleaning preparations, including bleaching, cleansing/degreasing prep in liquid form other than anionic prep	4.087	113.066	4.524	98.581
34029014	Anionic surface active preparations in liquid form other than anionic wetting agents and washing preparations	4.485	26.307	2.731	28.910
34029019	Surf active prep, wash prep incl aux wash&clean prep,cont soap/not,in liq form, oth than HS3401, 34029011-34029014, retail	402.734	2.085.099	964.898	4.285.382
34029091	Anionic wetting agents not in liquid form	3.000	33.423	3.855	76.613
34029092	Anionic washing or cleaning reparations,includng bleaching,cleansing or degreasing preparations not in liquid form	1.186	7.763	1.651	9.695
34029093	Washing/cleaning preparations, including bleaching, cleansing/degreasing prep not in liquid form other than anionic prep	5.802	198.113	18.447	169.448
34029099	Surface active prep,wash prep incl aux wash&clean prep,cont soap/not,not in liq form,oth than of 3401,HS 34029091-34029094	742.555	3.489.212	1.326.368	6.851.320
34031111	Liquid lubricating oil prep, for treatm of textile,or oth material, containing petroleum oil/oil from bituminous mineral	1.623	2.763	49.581	51.985
34031119	Prep for treatm of textile/oth material,in liquid form,contain petrol oil/oil from bituminous mineral, other than lubricating	153	940	911	4.049
34031190	Prep for treatm of textile/oth material, contain petrol oil/oil from bituminous mineral, other than in liquid form	-	53.096	-	150.445
34031911	Lubricating preparations for aircraft engines,contain petroleum oil/oil from bituminous mineral, in liquid form	2	86	32	1.093
34031912	Lubricating prep cont. petroleum oil, not for treatment textile material/leather/furskins cont. silicone oil in liquid	-	12	-	15
34031919	Lubricate prep cont petrol oil not for treatment textile/leather/furskin/aircraft engine not cont silicone oil in liquid	43.308	104.943	95.821	255.111
34031990	Lubricating preparation containing petroleum oil not for treatment textile material/leather/furskins, not in liquid form	4.642	69.543	19.589	190.012
34039111	Lubricating preparation contain silicone oil-for treatment of textile/leather/furskins, not contain petrol,in liquid form	-	8.004	-	62.882
34039119	Lubricating prep for treatment of textile/leather/furskins, not contain petrol, in liquid form, other than contain silicone oil	3.283	60.589	12.655	119.079
34039190	Lubricating prep for treatment of textile/leather/furskins, not contain petrol, other than in liquid form	51.600	209.086	75.493	252.562
34039911	Lubricating preparations for aircraft engines, not contain petroleum oil/oil from bituminous mineral, in liquid form	-	37	-	1.067
34039912	Lubricating prep contain silicone oil not for treatment of textile/leather/furskins,not contain petrol,in liquid form	13	709	31	9.456
34039919	Lubricating prep not cont petrol,not for treatment of textile/leather/furskins/aircraft,not cont silicone oil,in liquid	5.705	61.765	11.650	130.328

Tabel 3 : Ekspor Indonesia menurut Komoditi (Kode HS 8 digit)

Mei 2022

Kode H S	Uraian golongan barang	Berat bersih (Kg)		Nilai F.O.B. (U S \$)	
		Bulan ini	Kumulatif	Bulan ini	Kumulatif
(1)	(2)	(3)	(4)	(5)	(6)
34039990	Lubricating preparations,not containing petroleum oil,not for treatment of textile/leather/furskins, not in liquid form	279.810	875.005	470.574	1.482.102
34042000	Waxes, artificial and prepared, of poly(oxyethylene) (polyethylene glycol)	30	18.348	309	30.694
34049090	Artificial waxes & prepared waxes, other than HS 34042000-34049010	6.081.583	27.537.720	13.388.844	54.626.060
34051000	Polishes, creams and similar preparations for footwear or leather	11.193	166.821	59.784	831.654
34052000	Polishes, creams and similar preparations for the maintenance of wooden furniture, floors or other woodwork	53	2.882	530	17.588
34053000	Polishes and similar preparations for coachwork, other than metal polishes	-	2.937	-	107.527
34054000	Scouring pastes and powders and other scouring preparations	1	15.050	5	22.539
34059010	Metal polishes	680	2.035	2.117	7.058
34059090	Polishes & creams, scouring pastes & powders & similar preparations, excluding waxes of HS 3404,oth HS 34051000-34059010	51	8.146	76	93.943
34060000	Candles, tapers and the like	111.533	703.414	400.240	2.324.144
34070010	Modelling pastes, including those put up for children's amusement	0	7	25	476
35019010	Caseinates and other casein derivatives	-	1	-	1
35022000	Milk albumin, including concentrates of two or more whey proteins	-	2	-	119
35029000	Albumins, albuminates and other albumin derivatives, other than egg or milk albumin	4	229	945	1.436
35030049	Gelatin and gelatin derivatives oth in powder form with a bloating level of A250 or B230 or higher on the Bloom scale	-	2	-	33
35030069	Other glues of animal origin other than fish glues	430	5.298	146	12.652
35040000	Peptones and their deriv, oth protein substances and their deriv,not specified or included, hide powder,chromed or not.	100.000	336.103	38.438	127.550
35051010	Dextrins, soluble or roasted starches	296.000	1.619.929	177.299	998.637
35051090	Dextrins, other than soluble or roasted starches	1.099.753	3.815.454	1.564.342	6.282.414
35052000	Glues, based on starches, or on dextrins or other modified starches	743	21.076	13.023	93.383
35061000	Products suitable for use as glues or adhesives, put up for retail sale as glues or adhesives, net weight ≤ 1 kg	163.729	986.570	1.134.215	6.551.316
35069110	Optically clear free-film adhesives and optically clear curable liquid adhesives of a kind used solely or principally for the manufacture of flat panel displays or touch-sensitive screen panels	17.768	17.887	48.846	49.148
35069190	Optically clear free-film adhesives and optically clear curable liquid adhesives not of a kind used solely or principally for the manufacture of flat panel displays or touch-sensitive screen panels	617.636	3.607.521	1.615.514	9.383.434
35069900	Glues and other adhesives, prepared, n.e.c. in heading no. 3506, not exceeding a net weight of 1kg	88.714	520.816	312.591	1.856.481
35071000	Rennet and concentrates thereof	-	5	-	58
35079000	Enzymes, other than rennet & concentrates thereof	31.905	402.148	452.206	2.863.152
36031000	Safety fuses	146	146	411	411
36041000	Fireworks	548	548	6.630	6.630
36049090	Pyrotechnic products, n.e.c. in heading 3604	-	30.084	-	104.359
36050000	Matches, other than pyrotechnic articles of heading 3604	746.175	2.203.794	1.123.533	3.314.651
36069030	Ferrocium and other pyrophoric alloys in all forms	-	0	-	21
37011000	Photographic plates and film, for X-ray, in the flat, sensitised, unexposed, of any material oth paper, paperboard/textiles	-	1.023	-	13.255
37012000	Instant print film	-	1.717	-	140.673
37013000	Photographic plates and film in the flat, sensitised, unexposed, with any side exceeding 225mm, other than for X-ray and instant print film	-	384	-	16.907

Tabel 3 : Ekspor Indonesia menurut Komoditi (Kode HS 8 digit)

Mei 2022

Kode H S	Uraian golongan barang	Berat bersih (Kg)		Nilai F.O.B. (U S \$)	
		Bulan ini	Kumulatif	Bulan ini	Kumulatif
(1)	(2)	(3)	(4)	(5)	(6)
37019990	Photographic plates and film in the flat, oth colour photography, not suitable for use in the printing industry	1	1	14	14
37023900	Photographic film in rolls without perforations, of a width not exceeding 105 mm, other than HS 37023100 & HS 37023200	-	70	-	1.131
37025490	Photographic film in rolls, for polychrome,,16 mm < width ≤ 35 mm, of a length ≤ 30 m, other than for slide, use in other than medic,surgical,dent/vet,sci/in print ind	-	1.279	-	233.232
37029890	Photographic film in rolls, width > 35 mm, length < 120 m, not suitable for use in cinematography	6	6	1.707	1.707
37031010	Photographic paper,paperboard & textiles,sensitised,unexposed n rolls of a width > 610 mm but not exceeding 1,000 mm	0	1	18	220
37031090	Photographic paper, paperboard & textiles,sensitised,unexposed n rolls of a width > 610 mm but exceeding 1,000 mm	8.966	41.614	10.351	76.766
37039000	Photographic paper, paperboard & textiles, (for other than colour photography&in rolls of a width >610mm), sensitised,unexposed	3.053	3.967	3.880	4.786
37040090	Photographic plates, film, paper, paperboard & textiles, exposed but not developed, other than X-ray plates or film	-	200	-	180
37050020	Microfilm	-	15	-	3
37050090	Photographic plates and film, exposed and developed, other than cinematographic film, other than X-ray and microfilm	38	230	3.257	116.168
37069040	Cinematographic film other consisting only of sound tracks of a width less than 35 mm	0	0	32	32
37071000	Sensitising emulsions	-	452	-	1.529
37079090	Chemical preparations for photographic uses, other than flashlight materials not sensitising emulsions	1.907	7.892	34.536	178.370
38011000	Artificial graphite	-	34.675	-	46.180
38019000	Preparations based on graphite/other carbon, blocks, plates/oth semi-manufactures, other than HS 38011000-38013000	-	8	-	1.558
38021010	Activated carbon based on coconut shell charcoal	1.360.135	3.286.463	2.400.554	5.424.698
38021090	Activated carbon based on other than coconut shell charcoal	481.880	7.724.862	730.440	12.481.843
38029010	Activated bauxite	2.000	4.000	2.100	4.200
38029020	Activated clays or activated earths	12.123.100	54.542.052	3.894.584	17.007.181
38029090	Animal black, including spent animal black, other than activated bauxite, activated clays or activated earths	1.034.830	5.750.730	128.910	773.301
38030000	Tall oil, whether or not refined.	-	0	-	3
38040010	Concentrated sulphite lye	-	12.000	-	13.140
38040090	Resid lyes from the manufact of wood pulp,Oth than concentrate sulphite lye and Calcium lignin sulphonat binder	-	3.723	-	10.924
38051000	Gum, wood or sulphate turpentine oils	1.708.955	8.813.027	5.663.018	30.681.893
38059000	Other terpenic oils, other treatment of coniferous woods, crude dipentene, sulphite turpentine and other crude para-cymene, pine oil containing alpha-terpineol as the main constituent	-	35.240	-	20.628
38061000	Rosin and resin acids	5.429.464	33.236.507	7.790.708	51.019.090
38063090	Ester gums other than in blocks	30.000	153.120	67.362	338.106
38069090	Rosin spirit and rosin oils, other than HS 38061000-38069010, rum gums other than in blokcks	-	52.403	-	42.107
38070000	Wood tar, wood tar oils, wood creosote, wood naphtha, vegetable pitch, brewers' pitch and similar preparations based on rosin, resin acids or on vegetable pitch	-	61.579	-	86.221
38085220	Fungicides and insecticides in aerosol containers, in packing w ≤ 300 g,	-	800	-	1.960
38085290	DDT, in packing w≤300 g, other than wood preservatives, being preparations oth than surface coatings, cont insecticid/fungicid and fungicides and insecticides in aerosol containers	-	6.279	-	17.401

Tabel 3 : Ekspor Indonesia menurut Komoditi (Kode HS 8 digit)

Mei 2022

Kode H S	Uraian golongan barang	Berat bersih (Kg)		Nilai F.O.B. (U S \$)	
		Bulan ini	Kumulatif	Bulan ini	Kumulatif
(1)	(2)	(3)	(4)	(5)	(6)
38085911	Insecticides, in aerosol containers	2.273	7.984	7.707	25.585
38085919	Insecticides, other than in aerosol containers	-	145.431	-	229.001
38085921	Fungicides, in aerosol containers	154.281	254.349	396.639	647.861
38085929	Fungicides, other than in aerosol containers	-	2.236	-	5.613
38085931	Herbicides, in aerosol containers	1.512	5.868	1.890	8.885
38085939	Herbicides, other than in aerosol containers	8.820	9.020	10.458	10.758
38085950	Herbicides, Plantgrowth regulators	1.385	14.056	1.320	53.048
38085960	Herbicides, Disinfectants	208.184	512.355	445.971	1.168.020
38085999	DDT (ISO) (clofenotane), in packings of a net weight content more than 300 g, other than wood preservative	-	31.816	-	211.633
38086110	Mosquito repellent coils,in packings of a net weight content ≤ 300 g	748	1.878.151	1.400	1.778.098
38086120	Mosquito repellent mats, in packings of a net weight content ≤ 300 g	162	2.867	129	3.807
38086130	In aerosol cans, in packings of a net weight content ≤ 300 g	2.062	19.379	7.040	74.848
38086140	Goods specified in Subhead Note 2 to this Chap,In liquid form,in pack of net weight content ≤ 300g	5.574	17.223	94.577	286.777
38086150	Goods specified in Subhead Note 2 to this Chap,having deodorising function,in pack, w≤ 300g	-	715	-	6.549
38086190	Good specifd in Subhead Note 2 to this Chapt,in packing of a net weight ≤ 300 g, other than HS 38086110 - 38086150	71	9.191	581	147.770
38086220	Mosquito repellent coils, in packings of a net weight content > 300 g but not exceeding 7.5 kg	648	510.633	748	476.553
38086240	Aerosol cans, in packings of a net weight content > 300 g but not exceeding 7.5 kg	48.422	241.391	146.548	703.448
38086250	Liquid form, in packings of a net weight content > 300 g but not exceeding 7.5 kg	22.149	189.169	366.988	3.663.815
38086290	Good specifd in Subhead Note 2 this Chapt,packings of 300g < net weight ≤7.5kg, other than HS38086210-38086250	128	52.908	32	169.823
38086990	Moulding into mosquito coils other than powder, in packings of a net weight content >7.5kg	75.376	298.423	1.224.426	4.363.030
38089110	Insecticides, Intermediate preparat contain 2-(methylpropyl-phenol methylcarbamate)	0	10.000	2	73.402
38089120	Insecticides, powder for moulding into mosquito coil	60	26.037	60	32.891
38089130	Insecticides, in aerosol containers	60.598	206.611	160.903	665.081
38089140	Insecticides, mosquito repellent coils	1.395.288	7.680.965	2.132.722	9.555.309
38089150	Insecticides, mosquito repellent mats	23.486	119.866	315.105	1.387.927
38089199	Insecticides, other than HS 38089110-38089191	1.446.766	6.253.693	16.359.919	74.007.094
38089219	Fungicides, in aerosol containers, with a validamycin content exceeding 3 % by net weight	212.112	528.066	1.229.461	3.766.249
38089290	Fungicides, other than in aerosol containers	94.065	588.533	2.225.623	14.743.654
38089311	Herbicides, in aerosol containers	1.995	1.995	6.624	6.624
38089319	Herbicides, other than in aerosol containers	659.951	5.802.184	9.845.484	68.474.641
38089320	Anti-sprouting products	-	500	-	55.971
38089330	Plant-growth regulators	10.217	51.917	115.629	579.239
38089490	Disinfectants, other than containing mixtures of coal tar acid and alkalis, other than in aerosol containers	152.135	483.176	375.708	1.009.073
38089990	Wood preservatives, other than containing insecticides or fungicides	307.034	1.350.520	1.057.345	4.193.596
38099110	Finishing agents, dye carriers to accelerate dyeing or fixing of dye-stuffs with other than amylaceous substances, of a kind used on the textile or like industries, softening agents	99.589	7.048.544	134.212	6.175.293
38099190	Finishing agents, dye carriers to accelerate dyeing or fixing of dye-stuffs with other than amylaceous substances, of a kind used on the textile or like industries, other than softening agents	1.087.219	6.802.592	2.619.959	14.350.611
38099200	Finishing agents, dye carriers to accelerate dyeing or fixing of dye-stuffs with other than amylaceous substances, of a kind used in the paper or like industries	1.114.590	5.543.212	1.067.626	5.069.855
38099300	Finishing agents, dye carriers to accelerate dyeing or fixing of dye-stuffs with other than amylaceous substances, of a kind used in the leather or like industries	54.034	341.276	51.332	349.594

Tabel 3 : Ekspor Indonesia menurut Komoditi (Kode HS 8 digit)

Mei 2022

Kode H S	Uraian golongan barang	Berat bersih (Kg)		Nilai F.O.B. (U S \$)	
		Bulan ini	Kumulatif	Bulan ini	Kumulatif
(1)	(2)	(3)	(4)	(5)	(6)
38101000	Pickling preparations for metal surfaces; soldering, brazing/welding powders and pastes consisting of metal and other materials	-	10	-	1.274
38109000	Fluxes&oth auxiliary preparation, for soldering, brazing/welding, or prep use as cores/coat for welding electrodes/rods	99.825	240.437	194.706	424.977
38111900	Anti-knock preparations, other than those based on lead compounds	36.600	366.031	68.536	817.732
38112110	Lubricating oil additives, containing petroleum oils or oils obtained from bituminous minerals, put up for retail sale	252	252	1.474	1.474
38112190	Lubricating oil additives, containing petroleum oils or oils obtained from bituminous minerals, not for retail sale	575	25.238	2.866	171.430
38112900	Lubricating oil additives, not containing petroleum oils or oils obtained from bituminous minerals	5.304	11.474	47.584	83.739
38119010	Oxidation and gum inhibitors, viscosity improvers, anti-corrosive preparation, rust preventatives or corrosion inhibitor	55.894	332.345	81.859	515.985
38119090	Oxidation&gum inhibitor, viscosity improver, anti-corrosive prep, oth prep additive mineral oil/liquid, n.e.c. in heading 3811	16.850	160.944	47.343	346.434
38121000	Rubber accelerators, prepared	26.450	127.601	54.558	319.093
38122000	Plasticisers, compound, for rubber or plastics	689.944	3.398.318	10.104.552	48.647.291
38123100	Anti-oxidise prepar and other compound stabiliser;for rubber/plastic, mix of oligomer of 2,2,4-trimethyl-1,2-dihydroquinoline	-	66.955	-	34.015
38123900	Anti-oxidising preparations and other compound stabilisers, for rubber or plastics, other than 3812.31.00	478.224	3.303.634	4.487.931	42.278.171
38130000	Fire-extinguishers, preparations and charges and charged fire-extinguishing grenades	-	16	-	422
38140000	Organic composite solvents and thinners, not elsewhere specified or included, prepared paint or varnish removers.	75.838	514.624	210.978	1.351.101
38151100	Catalyst,support; reaction initiator/accelerator&catalytic prep, with nickel/nickel compound as the active substance	-	78.315	-	147.540
38151200	Catalyst,support; reaction initiator/accelerator&catalytic prep, with precious metal or compounds as the active substance	36.637	164.032	15.086.299	80.611.379
38151900	The supported catalysts, other than HS 38151100 - 38151200	-	181	-	1.099
38159000	Reaction initiators, reaction accelerators and catalytic preparations, unsupported, n.e.c. or included	52.149	399.059	473.891	3.327.788
38160010	Refractory cements, other than products of heading no. 3801	74.670	362.919	135.739	540.063
38160090	Mortars, concretes & similar compositions, other than products of heading 3801.	50.220	570.708	35.920	224.042
38170000	Mixed alkylbenzenes & mixed alkylnaphthalenes, other than those of heading 2707 or 2902.	1.281.310	11.564.671	2.551.034	19.647.723
38180000	Chemical elementsDopedFor use in electronics, in Discs Form, wafer/similarForm, chemical Compound Doped For use in electronic	14.490	72.036	4.188.021	19.685.295
38190000	Hydraulic brake fluid&oth prep liquid hydraulic transmission nor contain ≤70% weight petrol oil/obtain bitumin mineral	40.823	71.814	71.507	122.128
38200000	Anti-freezing preparations and prepared de-icing fluids.	80.866	1.087.323	102.229	1.495.390
38210010	Prepared culture media for the development of microorganisms	6	37	2.283	10.186
38210090	Prepared culture media for the development of plant, human or animal cells	-	167	-	10.971
38221100	Diagnostic/laboratory reagents on a backing, prepared diagnostic/laboratory reagents whether/not on a backing, whether/not put up in the form of kits, For malaria	-	0	-	1
38221300	Diagnostic/laboratory reagents on a backing, prepared diagnostic/laboratory reagents whether/not on a backing, whether/not put up in the form of kits, For blood-grouping	14	1.084	8.233	31.590

Tabel 3 : Ekspor Indonesia menurut Komoditi (Kode HS 8 digit)

Mei 2022

Kode H S	Uraian golongan barang	Berat bersih (Kg)		Nilai F.O.B. (U S \$)	
		Bulan ini	Kumulatif	Bulan ini	Kumulatif
(1)	(2)	(3)	(4)	(5)	(6)
38221900	Diagnostic/laboratory reagents on a backing, prepared diagnostic/laboratory reagents whether/not on a backing, whether/not put up in the form of kits, For other than malaria, zka and blood-grouping	25	34	29	616
38229010	Other than those of heading 3006, certified reference materials, Sterilisation indicator strips and tapes	-	174	-	5.759
38229090	Other than those of heading 3006, certified reference materials, other than Sterilisation indicator strips and tapes	78.523	186.636	839.660	5.437.556
38231100	Industrial monocarboxylic fatty acids, stearic acid	58.595.643	266.102.182	93.471.855	387.267.277
38231200	Industrial monocarboxylic fatty acids, oleic acid	8.744.553	52.215.342	18.059.124	106.047.872
38231300	Industrial monocarboxylic fatty acids, tall oil fatty acids	-	3	-	2
38231911	Industrial monocarboxylic fatty acids, acid oils from refining, coconut acid oil	1.528.884	2.040.688	2.927.068	3.664.492
38231919	Industrial monocarboxylic fatty acids, acid oils from refining, other than coconut acid oil	41.237.830	247.266.813	61.028.347	324.306.682
38231920	Industrial monocarboxylic fatty acids, other than acid oils from refining, palm fatty acid distillate	89.315.865	618.924.704	124.463.428	802.128.494
38231930	Industrial monocarboxylic fatty acids, other than acid oils from refining, palm kernel fatty acid distillate	8.396.585	29.979.414	14.262.198	43.502.173
38231990	Industrial monocarboxylic fatty acids, other than acid oils from refining, other than palm fatty acid distillate and palm kernel fatty acid distillate	67.753.533	357.001.303	136.275.324	615.457.648
38237010	Industrial fatty alcohols, in the form of wax	757.064	3.014.957	2.042.480	7.507.904
38237090	Industrial fatty alcohols other than in the form of wax	48.856.771	282.210.523	122.146.819	692.369.098
38241000	Prepared binders for foundry moulds or cores	210.935	1.519.589	118.643	1.064.095
38243000	Non-agglomerated metal carbides mixed together or with metallic binders	-	204	-	24.364
38244000	Prepared additives for cements, mortars or concretes	1.338.973	7.722.260	953.640	5.473.589
38245000	Non-refractory mortars and concretes	244.803	1.368.460	110.643	689.545
38246000	Sorbitol other than that of subheading 290544	2.910.905	19.840.399	1.908.370	12.868.181
38248100	Goods specified in Subheading Note 3 to this Chapter, containing oxirane (ethylene oxide)	111	131	8.643	8.646
38248200	Goods specified in Subheading Note 3 to this Chapter, containing polychlorinated biphenyls (PCBs), polychlorinated terphenyls (PCTs) or polybrominated biphenyls (PBBs)	-	0	-	551
38249100	Mixtures and preparations consisting mainly of methyl methyl methylphosphonate and bis methylphosphonate	24.166	29.051	41.398	49.477
38249200	Polyglycol esters of methylphosphonic acid	-	5	-	14
38249910	Ink removers, stencil correctors, other correcting fluids & correction tapes(other than head 9612), packings for retail sale	60.430	151.109	239.995	758.172
38249930	Copying pastes with a basis of gelatin, whether presented in bulk/ ready for use (i.e: on a paper or textile backing)	386	33.416	3.048	99.224
38249940	Chemical products & preparations of the chemical or allied industries, composite inorganic solvents	1.142.446	10.366.620	1.811.193	17.211.042
38249950	Chemical products & preparations of the chemical or allied industries, acetone oil	3.269	77.606	5.038	195.131
38249960	Chemical products & preparations of the chemical or allied industries, chemical preparations contain monosodium glutamate	508.060	1.908.893	1.160.020	4.094.280
38249970	Chemical product&prep of the chemical/allied industries, other chemical prep, of used in the manufacture of foodstuff	643.039	3.659.904	2.436.423	11.499.132
38249991	Chemical products & preparations of chemical/allied industries, naphthenic acids,their water insoluble salts&their esters	10.309.436	84.645.964	17.963.792	158.492.302
38249999	Prepared binders for foundry moulds/cores;chemical product&prep of chemical/allied industry; other than HS 38241000-38249991	2.262.106	13.889.661	1.515.347	7.102.134
38256900	Residual products, other wastes from chemical or allied industries, other than mainly containing organic constituents	3.501.722	19.024.934	3.502	43.025

Tabel 3 : Ekspor Indonesia menurut Komoditi (Kode HS 8 digit)

Mei 2022

Kode H S	Uraian golongan barang	Berat bersih (Kg)		Nilai F.O.B. (U S \$)	
		Bulan ini	Kumulatif	Bulan ini	Kumulatif
(1)	(2)	(3)	(4)	(5)	(6)
38259000	Residual products of the chemical/allied industries, not elsewhere specified/included, other than HS 38251000 - 38256900	-	6	-	9
38260022	Biodiesel, not containing petroleum oil, Palm Methyl Ester with ester alkyl content > 98 %	20.599.322	40.491.754	33.670.614	61.796.437
38260029	Biodiesel, not containing petroleum oil, Palm Methyl Ester with ester alkyl content < 96.5 %	378.940	2.110.625	345.714	1.845.504
38260090	Biodiesel and mixtures thereof, containing <70 % by weight of petroleum oils or oils obtained from bituminous minerals.	-	1.023.930	-	778.267
38271190	Mixtures containing halogenated derivatives, containing CFCs, HCFCs, PFCs, oth than Transformer&ircuit breaker oils, contain by weight < 70 % of petroleum oils/oils obtained from bituminous minerals	-	32	-	14
38273990	Mixtures containing halogenated derivatives, has HCFCs, has/not PFCs or HFCs,not have CFCs, Containing o.t substances of subhead 290341-290348&290371-290375, oth than transformer&ircuit breaker oils	-	1.620	-	2.431
38279000	Mixtures containing halogenated derivatives of methane, ethane or propane, not elsewhere specified or included, other than HS 38271110-38276900	1	366	16	5.110
39011012	Ethylene polymers,polyethylene w/ specific gravity of < 0.94,in liquid/paste form, Polyethylene containing 5 % or less alpha-olefin monomers)	54.000	497.550	40.500	412.274
39011019	Ethylene polymers,polyethylene w/ specific gravity of < 0.94,in liquid/paste form, oth than Polyethylene containing 5 % or less alpha-olefin monomers)	62.014	249.174	126.483	347.767
39011092	Ethylene polymers,polyethylene w/ specific gravity of < 0.94,in oth than liquid/paste form, Polyethylene containing 5 % or less alpha-olefin monomers)	418.000	22.068.300	611.290	29.127.334
39011099	Ethylene polymers,polyethylene w/ specific gravity of < 0.94,in oth than liquid/paste form, oth than Polyethylene containing 5 % or less alpha-olefin monomers)	1.018.802	3.927.669	1.427.499	4.581.633
39012000	Ethylene polymers, in primary forms, polyethylene having a specific gravity of > 0.94	1.547.216	11.329.245	2.181.399	15.341.677
39013000	Ethylene polymers, in primary forms, ethylene-vinyl acetate copolymers	125.500	667.502	195.679	918.014
39014000	Ethylene polymers, in primary forms, ethylene-alpha-olefin copolymers, having a specific gravity of < 0.94	2.595.440	25.622.618	2.003.424	18.185.876
39019090	Ethylene polymers, in primary forms, other than 3901.10 - 3901.40, other than in dispersion	4.888.368	23.983.621	4.022.637	19.502.760
39021030	Polypropylene in primary forms, in dispersion	26.800	53.600	4.230	8.460
39021040	Polypropylene in primary forms, granules, pellets, beads, flakes, chips and similar forms	518.251	2.968.706	838.882	5.344.793
39021090	Polypropylene in primary forms, other than in dispersion, granules, pellets, beads, flakes, chips and similar forms	504.421	2.029.991	292.441	1.166.289
39022000	Polyisobutylene, in primary forms	-	577	-	1.054
39023030	Propylene copolymers, in the form of liquids or pastes	288	4.635	1.996	13.067
39023090	Propylene copolymers, other than in the form of liquids or pastes	374.124	1.747.335	747.491	3.047.147
39029010	Propylene, oth olefin polymers, oth HS 39021000 - 39023000, chlorinated polypropylene suitable in printing ink formulation	11.558	42.236	30.893	120.086
39029090	Propylene,oth olefin polymers,oth HS 39021000-39023000,oth than chlorinated polypropylene suitable in printing ink formulation	43.901	123.400	106.215	313.785
39031110	Polystyrene, expansible, in the form of granules	89.600	840.202	231.249	2.101.404
39031190	Polystyrene, expansible, in the form of other than granules	35	2.035	57	5.922
39031910	Polystyrene, other than expansible, in dispersion	199.600	2.125.410	198.224	1.581.540
39031920	Polystyrene, other than expansible, in granules, pellets, beads, flakes, chips and similar forms	688.529	3.518.003	887.736	4.196.413

Tabel 3 : Ekspor Indonesia menurut Komoditi (Kode HS 8 digit)

Mei 2022

Kode H S	Uraian golongan barang	Berat bersih (Kg)		Nilai F.O.B. (U S \$)	
		Bulan ini	Kumulatif	Bulan ini	Kumulatif
(1)	(2)	(3)	(4)	(5)	(6)
39031990	Polystyrene, other than expansible, other than in dispersion, granules, pellets, beads, flakes, chips and similar forms	995.300	10.069.276	582.404	5.722.857
39032090	Styrene-acrylonitrile (SAN) copolymers, other than in aqueous and non-aqueous dispersion	-	54.450	-	52.821
39033040	Acrylonitrile-butadiene-styrene (ABS) copolymers, in aqueous dispersion	111.600	541.350	117.039	529.546
39033060	Acrylonitrile-butadiene-styrene (ABS) copolymers, in the form of granules	500	29.657	4.025	54.778
39033090	Acrylonitrile-butadiene-styrene (ABS) copolymers, oth than in aqueous and non-aqueous dispersionin, and the form of granules	1.663.667	9.791.298	1.112.021	7.527.672
39039030	Polymers of styrene, in primary forms, oth than polystyrene, SAN, ABS, in dispersion	585.810	3.819.968	560.176	4.022.494
39039091	Polymers of styrene, in primary forms, oth than polystyrene, SAN, ABS, other than in dispersion, impact resistant polymers of styrene, having notched izod impact at 23 oC less than 80 J/m	-	5	-	10
39039099	Polymers of styrene, in primary forms, oth than polystyrene, SAN, ABS, other than in dispersion, oth than impact resistant polymers of styrene, having notched izod impact at 23 oC less than 80 J/m	1.780.626	10.214.065	2.780.162	15.477.199
39041010	Poly(vinyl chloride), not mixed with any other substances, homopolymers, suspension type	22.904.020	104.047.400	30.982.585	137.388.338
39041091	Poly(vinyl chloride), not mixed with any other substances, oth thn homopolymers suspension type, in the form of granules	22.000	124.000	12.760	100.880
39041092	Poly(vinyl chloride), not mixed with any other substances, oth thn homopolymers suspension type, in the form of powder	504.000	10.586.000	743.443	15.213.226
39041099	Poly(vinyl chloride),not mixed with any oth substances,oth homopolymers suspension type,other than in the granules/powder form	2.414.784	14.997.983	3.096.642	18.450.109
39042190	Other poly(vinyl chloride), non-plasticised, in primary forms, in the form of other than granules and powder	160.443	308.462	114.650	234.744
39042220	Other poly(vinyl chloride), plasticised, in primary forms, in the form of granules	465.025	1.982.150	1.065.815	4.539.790
39042290	Other poly(vinyl chloride), plasticised, in primary forms, in the form of other than granules and powder	150	275	300	2.004
39043020	Vinyl chloride-vinyl acetate copolymers, in primary forms, in the form of powder	5.000	5.050	6.476	6.843
39043090	Vinyl chloride-vinyl acetate copolymers, in primary forms, other in the form of granules/powder	3.000	9.000	6.742	22.144
39044020	Other vinyl chloride copolymers, in primary forms, n.e.c. in heading 3904, in the form of powder	-	2.000	-	11.336
39046190	Fluoro-polymers,polytetrafluoroethylene, in primary forms, other than in form of granules/powder	-	1.912	-	43.854
39046990	Fluoro-polymers, other than polytetrafluoroethylene, in primary forms, in the form other than dispersion, granules, and powder	800	2.699	50.357	147.939
39049090	Vinyl chloride, oth halogenated olefin polymers, n.e.c. in heading no. 3904, other thn in form of dispersion/granules/powder	-	20.823	-	14.343
39051200	Poly(vinyl acetate), in aqueous dispersion, in primary forms	297.525	962.220	544.204	1.681.619
39051910	Poly(vinyl acetate), other than in aqueous dispersion, in primary forms, in the form of liquids or pastes	-	4.000	-	3.640
39051990	Poly(vinyl acetate), other than in aqueous dispersion, in primary forms, other than in the form of liquids or pastes	2.000	29.460	55	63.049
39052100	Vinyl acetate copolymers, in aqueous dispersion, in primary forms	4.760	194.913	7.096	368.133
39052900	Vinyl acetate copolymers, other than in aqueous dispersion, in primary forms	-	5	-	10

Tabel 3 : Ekspor Indonesia menurut Komoditi (Kode HS 8 digit)

Mei 2022

Kode H S	Uraian golongan barang	Berat bersih (Kg)		Nilai F.O.B. (U S \$)	
		Bulan ini	Kumulatif	Bulan ini	Kumulatif
(1)	(2)	(3)	(4)	(5)	(6)
39053010	Poly(vinyl alcohol), whether or not containing unhydrolysed acetate groups, in dispersion	5.888	13.248	7.531	17.511
39053090	Poly(vinyl alcohol), whether or not containing unhydrolysed acetate groups, other than in dispersion	-	18.180	-	42.089
39059190	Other vinyl polymers in primary forms, copolymers, other than in dispersion	-	8	-	378
39059990	Other vinyl polymers in primary forms, other than copolymers, other than in aqueous and non-aqueous dispersion	-	152.505	-	194.660
39061010	Acrylic polymers, poly(methyl methacrylate), in primary forms, in dispersion	881.427	2.180.486	1.526.622	2.944.882
39061090	Acrylic polymers, poly(methyl methacrylate), in primary forms, other than in dispersion	338.083	1.455.369	546.299	1.946.961
39069020	Acrylic polymers, other than poly(methyl methacrylate), in primary forms, in dispersion	3.144.519	17.596.111	4.454.268	25.187.308
39069092	Acrylic polymers, other than poly(methyl methacrylate), in primary forms, other than in dispersion, sodium polyacrylate	1.387.177	8.515.848	2.004.771	12.337.251
39069099	Acrylic polymers, other than poly(methyl methacrylate), in primary forms, other than in dispersion, other than sodium polyacrylate	1.434.430	7.591.687	2.663.818	13.543.882
39071000	Polyacetals, in primary forms	28.025	501.885	61.738	594.376
39072910	Other polyethers, in primary forms, other than bis(poxyethylene) methylphosphonate, polytetramethylene ether glycol	61.535	295.640	228.423	1.025.731
39072990	Other polyethers, in primary forms, other than bis(poxyethylene) methylphosphonate, other than polytetramethylene ether glycol	31.520	303.632	53.858	611.822
39073020	Epoxide resins, in primary forms, of a kind used for coating, in powder form	118.000	804.986	231.236	1.375.419
39073030	Epoxide resins, in primary forms, in the form of liquids or pastes	27.418	77.461	45.863	103.888
39073090	Epoxide resins, in primary forms, other than of a kind used for coating in powder form, other than in liquids/pastes form	28.886	241.924	134.859	936.479
39074000	Polycarbonates, in primary forms	1.173.176	6.544.569	1.279.222	7.134.082
39075010	Alkyd resins, in primary forms, in the form of liquids or pastes	470.960	2.766.680	936.755	5.034.582
39075090	Alkyd resins, in primary forms, other than in the form of liquids or pastes	448.451	2.545.728	918.965	4.901.523
39076100	Poly(ethylene terephthalate), in primary forms, having a viscosity of 78ml/g or higher	4.690.950	40.927.683	6.013.020	52.550.193
39076910	Poly(ethylene terephthalate), in primary forms, having a viscosity of less than 78ml/g, in the form granules	3.510.890	17.507.392	3.582.565	14.138.437
39076990	Poly(ethylene terephthalate), in primary forms, having a viscosity of less than 78ml/g, other than in the form granules	4.337.792	32.148.899	4.582.759	33.076.556
39079120	Polyesters, n.e.c. in heading no. 3907, unsaturated, in primary forms, granules and similar forms	250	350	2.025	2.303
39079130	Polyesters, n.e.c. in heading no. 3907, unsaturated, in primary forms, in the form of liquids or pastes	-	11.220	-	34.432
39079190	Polyesters, n.e.c. in heading no. 3907, unsaturated, in primary forms, other than in the form of liquids or pastes	53.697	293.439	91.367	598.089
39079940	Polyester, n.e.c. in heading no. 3907, saturated, in primary forms, of a kind used for coating, in powder form	4.574	111.220	23.009	532.245
39079990	Polyesters, n.e.c. in heading no. 3907, saturated, in primary forms, other than of a kind used for coating in powder form, thermoplastic liquid crystal aromatic polyester copolymers, and PBS	1.338.064	7.879.064	1.487.584	9.051.713
39081010	Polyamide-6, in primary forms	2.399.990	12.324.338	3.926.727	19.414.354
39081090	Polyamide-11, -12, -6,6, -6,9, -6,10 or -6,12, in primary forms	79.542	565.590	151.396	1.024.696
39089000	Polyamides, other than Polyamide-6, -11, -12, -6,6, -6,9, -6,10 or -6,12, in primary forms	3.451	178.628	20.174	1.126.950
39091010	Urea resins, thiourea resins, in primary forms, moulding compounds	13	93.035	9	94.101

Tabel 3 : Ekspor Indonesia menurut Komoditi (Kode HS 8 digit)

Mei 2022

Kode H S	Uraian golongan barang	Berat bersih (Kg)		Nilai F.O.B. (U S \$)	
		Bulan ini	Kumulatif	Bulan ini	Kumulatif
(1)	(2)	(3)	(4)	(5)	(6)
39091090	Urea resins, thiourea resins, in primary forms, other than moulding compounds	675.008	2.667.928	643.940	2.833.929
39092010	Melamine resins, in primary forms, moulding compounds	48	70.988	34	222.340
39092090	Melamine resins, in primary forms, other than moulding compounds	218.000	1.063.067	422.330	2.175.131
39093190	Amino resin, poly(methylene phenyl isocyanate) (crude MDI, polymeric MDI), other than of a kind used for moulding	-	39.500	-	133.442
39093999	Amino resin, other than poly(methylene phenyl isocyanate) (crude MDI, polymeric MDI), other than moulding compounds, other than glyoxal monourein resin	1.736	11.543	1.788	12.056
39094010	Phenolic resins, in primary forms, moulding compounds other than phenol formaldehyde	-	20.914	-	137.248
39094090	Phenolic resins, in primary forms, other than moulding compounds other than phenol formaldehyde	501.781	2.587.224	1.179.756	5.755.817
39095000	Polyurethanes, in primary forms	397.377	1.927.862	749.114	5.151.714
39100020	Silicones, in primary forms, in dispersion and in solutions	46.910	340.557	127.500	784.874
39100090	Silicones, in primary forms, other than in dispersion and in solutions	115.538	1.652.230	181.053	7.226.421
39111000	Petroleum resins, coumarone, indene or coumarone-indene resins and polyterpenes, in primary forms	750	33.200	1.862	69.646
39119000	Polysulphides, polysulphones and oth products spec. in Note 3 this Chapter, not elsewhere specified/included,in primary forms	66.264	370.396	126.314	662.823
39121100	Cellulose acetates, non-plasticised, in primary forms	127	265	9.293	11.354
39121200	Cellulose acetates, plasticised, in primary forms	1.097	5.692	47.874	263.488
39122019	Cellulose nitrates (including collodions),in primary forms, non-plasticised,oth water-based semi-finished nitrocellulose and alcohol-damped nitrocellulose	141.020	900.533	389.840	2.287.301
39123100	Cellulose ethers, carboxymethylcellulose and its salts, in primary forms	14.000	77.750	73.054	357.548
39123900	Cellulose ethers, in primary forms, other than carboxymethylcellulose and its salts	2.890	35.646	29.525	400.978
39129020	Cellulose and its chemical derivatives, in primary forms, other than cellulose acetates and cellulose nitrates, in the form of granules	-	1.800	-	25.305
39129090	Cellulose and its chemical derivatives, in primary forms, other than cellulose acetates and cellulose nitrates, other than in the form of granules	463	12.361	2.756	66.503
39131000	Alginate acid, its salts and esters, in primary forms	25	869	12	3.196
39139010	Hardened proteins, in primary forms	-	222	-	551
39139030	Starch-based polymers, in primary forms	35.800	65.806	101.530	175.070
39139090	Natural polymers & modified natural polymers, in primary forms, other than HS 39131000-39139030	102.956	271.976	1.122.389	2.909.958
39151010	Waste, parings and scrap, of polymers of ethylene, of non-rigid cellular products	-	1.080	-	11
39151090	Waste, parings & scrap, of polymers of ethylene, other than of non-rigid cellular products	235.689	1.330.430	158.497	1.098.101
39152090	Waste, parings & scrap, of polymers of styrene, other than of non-rigid cellular products	-	2	-	4
39153090	Waste, parings & scrap, of polymers of vinyl chloride, other than of non-rigid cellular products	56.000	224.000	30.285	119.865
39159010	Waste, parings & scrap, of poly(ethylene terephthalate)	674.452	2.735.113	599.875	2.617.221
39159030	Waste, parings & scrap, of polycarbonate	26.000	66.268	14.144	31.843
39159090	Waste, parings & scrap, of other HS 39159010-39159050	1.312.611	10.662.865	906.117	8.222.395
39161010	Monofilament, whether or not surface-worked but not otherwise worked, of polymers of ethylene	500	7.131	2.250	31.621
39161020	Rods, sticks and profile shapes, whether or not surface-worked but not otherwise worked, of polymers of ethylene	15.855	191.274	56.673	793.237
39162010	Monofilament, whether or not surface-worked but not otherwise worked, of polymers of vinyl chloride	23.276	161.028	98.451	646.184
39162020	Rods, sticks & profile shapes, whether or not surface-worked but not otherwise worked, of polymers of vinyl chloride	719	12.756	6.667	103.611

Tabel 3 : Ekspor Indonesia menurut Komoditi (Kode HS 8 digit)

Mei 2022

Kode H S	Uraian golongan barang	Berat bersih (Kg)		Nilai F.O.B. (U S \$)	
		Bulan ini	Kumulatif	Bulan ini	Kumulatif
(1)	(2)	(3)	(4)	(5)	(6)
39169011	Monofilament of which any cross-sectional dimension exceeds 1 mm, rods, sticks and profile shapes, whether or not surface-worked but not otherwise worked, of polypropylene	488.529	1.039.157	1.167.159	2.475.797
39169012	Monofilament of which any cross-sectional dimension exceeds 1 mm, rods, sticks and profile shapes, whether or not surface-worked but not otherwise worked, of polystyrene	-	1.832.452	-	4.333.804
39169029	Monofilament, rods, sticks and profile shapes, whether/not surface-worked but not otherwise worked, of other condensation/rearrangement polymerisation products	102	1.575	1.203	11.274
39169040	Monofilament, rods, sticks and profile shapes, of hardened proteins	6.473	52.416	97.630	603.891
39169050	Monofilament, rods, sticks and profile shapes, of vulcanised fibre	-	190	-	2.367
39169091	Monofilament of which any cross-sectional dimension >1mm, of plastics, other than HS 39161010-39169080	2.052	29.310	4.664	68.185
39169092	Rods, sticks & profile shapes, of plastics, other than HS 39161020-39169080	19.653	56.639	71.624	291.915
39171010	Artificial guts (sausage casings) of hardened protein	-	551	-	2.423
39171090	Artificial guts (sausage casings) of cellulosic materials	8.006	86.031	54.218	364.301
39172100	Tubes, pipes and hoses, rigid, of polymers of ethylene	36.675	356.982	118.422	937.987
39172200	Tubes, pipes and hoses, rigid, of polymers of propylene	378.378	2.170.271	1.655.321	9.162.422
39172300	Tubes, pipes and hoses, rigid, of polymers of vinyl chloride	8.681	48.891	32.286	129.486
39172911	Tubes, pipes and hoses, rigid, further worked than merely surface worked, of other addition polymerisation products	-	58.350	-	117.684
39172919	Tubes, pipes and hoses, rigid, further worked than merely surface worked, other than HS 39172911-39172912	102.928	600.439	190.173	1.011.518
39172922	Tubes, pipes and hoses, rigid, other than further worked than merely surface worked, of phenolic resins	-	672	-	1.140
39172924	Tubes, pipes & hoses, rigid, oth further worked, of cellulose nitrate/acetates & oth chem deriv of cellulose, plasticised, vulc fibre	-	5	-	10
39172925	Tubes, pipes & hoses, rigid, oth further worked thn merely surface worked, of oth condensation/rearrangement polymerisation prod.	-	0	-	1.072
39172929	Tubes, pipes & hoses, rigid, oth further worked thn merely surface worked, oth HS 39172921-39172925	12.308	98.751	84.787	396.145
39173119	Flexible tube, pipe & hose, min burst pressure 27.6 Mpa, further worked thn merely surface worked, other than HS 39173111-39173112	988	3.283	49.369	118.431
39173129	Flexible tubes, pipe & hose, min burst pressure 27.6 Mpa, oth further worked thn merely surface worked, oth HS 39173121-39173125	71	841	14.538	25.581
39173210	Sausage or ham casings, not reinforced or otherwise combined with other materials, without fittings	-	6	-	1.492
39173220	Thermoplastic hoses for gas stove, not reinforced or otherwise combined with other materials, without fittings	-	44	-	947
39173291	Tubes, pipe & hose, other than HS 39173100, without fittings, further worked than merely surface-worked, of addition polymerisation products	205	12.915	9.657	316.933
39173292	Tubes, pipe & hose, other than HS 39173100, without fittings, further worked than merely surface-worked, of oth than addition polymerisation products	2.669	11.549	11.445	47.979
39173299	Tubes, pipe & hose, oth than HS 39173100, without fittings, not further worked than merely surface-worked, other than HS 39173293-39173295	9.014	93.423	51.309	646.188
39173310	Tubes, pipe & hose, oth than HS 39173100, with fittings, further worked than merely surface-worked	4.521	39.288	40.960	331.217
39173390	Tubes, pipe & hose, oth than HS 39173100, with fittings, other than further worked than merely surface-worked	6.712	32.768	75.659	360.591

Tabel 3 : Ekspor Indonesia menurut Komoditi (Kode HS 8 digit)

Mei 2022

Kode H S	Uraian golongan barang	Berat bersih (Kg)		Nilai F.O.B. (U S \$)	
		Bulan ini	Kumulatif	Bulan ini	Kumulatif
(1)	(2)	(3)	(4)	(5)	(6)
39173919	Tubes, pipe & hose, oth than HS 39173100-39173300, further worked than merely surface-worked, other than 39173911-39173912	319	67.462	23.219	1.084.090
39173999	Tubes, pipe & hose, oth than HS 39173100-39173300, other than further worked than merely surface-worked, other than 39173991-39173994	1.285	47.753	2.404	863.888
39174000	Fittings (e.g. joints, elbows, flanges), of plastics	419.727	1.934.455	1.320.445	7.210.037
39181019	Floor coverings, of polymers of vinyl chloride, whether or not self-adhesive, in rolls	-	6.370	-	48.497
39181090	Floor coverings, of polymers of vinyl chloride, whether or not self-adhesive, in other than the form of tiles and rolls	118	163.001	161	208.437
39189013	Floor coverings, of polyethylene, whether or not self-adhesive, in the form of other than tiles	540	1.740	555	2.030
39189019	Floor coverings, of other plastics other than HS 39189011-39189016	4.296	68.234	19.922	175.577
39189099	Wall or ceiling coverings of plastic, of vulcanised fibre	132.131	767.993	377.734	2.356.257
39191010	Self-adhesive plates, sheets, film, foil, tape, strip and other flat shapes, of polymers of vinyl chloride, in rolls of a width ≤ 20 cm	1.413	10.996	9.136	80.405
39191020	Self-adhesive plates, sheets, film, foil, tape, strip and other flat shapes, of polyethylene, in rolls of a width ≤ 20 cm	181.800	1.206.727	22.487	2.298.596
39191091	Self-adhesive plates, sheets, film, foil, tape, strip and other flat shapes, of hardened protein or chemical derivatives of natural rubber, in rolls of a width ≤ 20 cm	37	1.791	1.353	58.144
39191092	Self-adhesive plates, sheets, film, foil, tape, strip and other flat shapes, of addition polymerisation products, in rolls of a width ≤ 20 cm	0	0	11	11
39191099	Self-adhesive plates, sheets, film, foil, tape, strip and other flat shapes, in rolls of a width ≤ 20 cm, other than HS 39191091-39191092	1.180.484	8.182.944	4.066.789	27.814.615
39199010	Self-adhesive plates, sheets, film, foil, tape, strip and other flat shapes, of polymers of vinyl chloride, in rolls of a width > 20 cm	16.172	53.585	124.084	406.433
39199020	Self-adhesive plates, sheets, film, foil, tape, strip and other flat shapes, of hardened protein, in rolls of a width > 20 cm	-	165	-	637
39199091	Self-adhesive plates, sheets, film, foil, tape, strip and other flat shapes, of chemical derivatives of natural rubber, in rolls of a width > 20 cm	1.282	14.378	39.231	122.303
39199092	Self-adhesive plates, sheets, film, foil, tape, strip and other flat shapes, of addition polymerisation products, in rolls of a width > 20 cm	1.815	10.773	8.979	47.775
39199099	Self-adhesive plates, sheets, film, foil, tape, strip and other flat shapes, in rolls of a width > 20 cm, other than HS 39199091-39199092	64.314	347.247	289.857	2.021.457
39201011	Plates and sheets, of polymers of ethylene, non- cellular and not reinforced, laminated, supported or similarly combined with other materials, rigid	5	11	10	28
39201019	Plates and sheets, of polymers of ethylene, non- cellular and not reinforced, laminated, supported or similarly combined with other materials, other than rigid	3.408.396	17.090.609	7.195.117	33.747.985
39201090	Film, foil and strip, of polymers of ethylene	1.029.886	3.919.560	2.230.545	8.559.866
39202010	Plastics, biaxially oriented polypropylene film, of polymers propylene, non-cellular & not reinforced	5.977.246	27.682.219	16.103.050	73.565.346
39202091	Plastics, plate & sheet, other than biaxially oriented polypropylene film, of polymers propylene, non-cellular & not reinforced	690.205	4.381.083	1.581.706	9.753.626
39202099	Plastics, film, foil & strip, other than biaxially oriented polypropylene film, of polymer propylene, non-cellular & not reinforced	825.171	5.408.077	1.771.739	11.250.987
39203020	Plastics, of polymers of styrene, acrylonitrile butadiene styrene (ABS) sheets used in the manufacture of refrigerators	93.902	551.568	317.204	1.870.473

Tabel 3 : Ekspor Indonesia menurut Komoditi (Kode HS 8 digit)

Mei 2022

Kode H S	Uraian golongan barang	Berat bersih (Kg)		Nilai F.O.B. (U S \$)	
		Bulan ini	Kumulatif	Bulan ini	Kumulatif
(1)	(2)	(3)	(4)	(5)	(6)
39203091	Plastics, plate&sheets of polymer styrene, acrylonitrile butadiene styrene sheet used manufacture of refrigerators,rigid	2.646	59.732	58.044	370.377
39203092	Plastics, plate&sheets of polymer styrene, acrylonitrile butadiene styrene sheet used manufacture of refrigerator, other than rigid	-	360	-	161
39203099	Plastics, film,foil&strip of polymer styrene, acrylonitrile butadiene styrene sheet used manufactur refrigerator	19.134	106.108	170.134	996.170
39204310	Plastics, plates & sheets, of polymers of vinyl chloride, containing by weight not less than 6% of plasticisers	8.349	63.239	36.726	288.076
39204390	Plastics, film,foil&strip, of polymers of vinyl chloride, containing by weight not less than 6% of plasticisers	67.677	398.687	209.286	1.373.154
39204900	Plastics, of polymers of vinyl chloride, containing by weight more than 6% of plasticisers	42.471	462.926	146.876	1.339.701
39205111	Plastics, plates & sheets of acrylic polymers, of polymethyl methacrylate, rigid	570.700	3.699.800	1.539.635	9.847.078
39205119	Plastics, plates & sheets of acrylic polymers, of polymethyl methacrylate, other than rigid	1.795.431	8.304.270	5.933.868	26.026.170
39205990	Plastics, film, foil and strip of acrylic polymers (excluding polymethyl methacrylate)	308	3.513	2.690	14.401
39206110	Plastics, plates&sheets, of polycarbonates, non-cellular¬ reinforced,laminate,support/combined with other materials	250.353	1.865.391	1.186.379	8.108.951
39206190	Plastics, film,foil and strip, of polycarbonates, non-cellular¬ reinforced,laminate,support/combine with oth materials	232	3.773	8.465	72.848
39206210	Plastics,plate&sheet,of poly(ethylene terephthalate), non-cellular¬ reinforce,laminate,support/combine oth material	2.286.443	10.845.829	6.444.787	31.189.576
39206291	Plastics,of poly(ethylene terephthalate), solar protection film	385	385	4.650	4.650
39206299	Plastics,of poly(ethylene terephthalate), other than solar protection film	3.752.361	17.988.242	9.789.458	46.301.201
39206910	Plastics,plates & sheets,of other polyesters,non-cellular & not reinforced,laminated,supported/combined oth material	3.784	316.657	10.783	624.423
39206990	Plastics, film,foil & strip,of other polyesters,non-cellular & not reinforced,laminated,supported/combined oth material	846.035	5.006.102	2.209.884	13.135.411
39207110	Plastics, plates, sheets, film, foil and strip (not self-adhesive), of regenerated cellulose, cellophane film	-	1	-	1
39207191	Plastics, plates, sheets, film, foil and strip (not self-adhesive), of regenerated cellulose, printed sheets	-	206	-	3.262
39207199	Plastics, plates, sheets, film, foil and strip (not self-adhesive), of regenerated cellulose, other than printed sheets	23	23	37	37
39207910	Plastics, plates, sheets, film, foil and strip (not self-adhesive), of nitrocellulose (gun cotton)	-	95	-	72
39207999	Plastics, film,foil&strip other than nitrocellulose(gun cotton) & vulcanised fibre,laminated,supported/combined oth material	-	8	-	49
39209110	Plastics, film of a kind used in safety glass,thickness >0.38mm but≤ 0.76mm, & of a width ≤2 m, of poly(vinyl butyral)	300	461	120	588
39209191	Plastics, plate&sheet,film unused in safety glass, thickness >0.38mm but ≤ 0.76mm, & width ≤2 m, of poly(vinyl butyral)	-	26.800	-	11.700
39209199	Plastics, foil&strip, film unused in safety glass, thickness >0.38mm but ≤ 0.76mm, & width≤2 m, of poly(vinyl butyral)	1.318	16.722	31.983	123.266
39209210	Plastics,plates,sheets,film,foil&strip,of polyamide-6,non-cellular¬ reinforce,laminate,support/combine oth materials	1.104.331	5.941.797	4.371.896	22.844.707
39209291	Plastics,plates&sheets, other than of polyamide-6,non-cellular & not reinforced, laminated,support/combine oth materials	-	246	-	23.833

Tabel 3 : Ekspor Indonesia menurut Komoditi (Kode HS 8 digit)

Mei 2022

Kode H S	Uraian golongan barang	Berat bersih (Kg)		Nilai F.O.B. (U S \$)	
		Bulan ini	Kumulatif	Bulan ini	Kumulatif
(1)	(2)	(3)	(4)	(5)	(6)
39209299	Plastics, film, foil & strip, other than of polyamide-6, non-cellular & not reinforced, laminated, support/combine oth materials	-	30	-	5
39209910	Plastic; plate, sheet, film, foil & strip, of plastic n.e.c. heading 3920, of hardened protein; chemical derivative natural rubber	-	76	-	3.444
39209921	Plastics, plates & sheets, of plastics n.e.c. in heading 3920, of addition polymerisation products	-	2.920	-	7.016
39209929	Plastics, film, foil & strip, of plastics n.e.c. in heading 3920, of addition polymerisation products	-	14.008	-	9.638
39209939	Plastics, film, foil & strip, of plastics n.e.c. in heading 3920, of condensation or rearrangement polymerisation products	-	157	-	4.618
39209990	Plastics, of plastics n.e.c. in heading 3920, laminated, supported/combine oth material, other than HS 39201011-39209939	1.760	5.016	13.249	56.760
39211191	Plastics, plates & sheets, of polymers of styrene, cellular, not rigid	3.284	3.347	21.335	22.365
39211192	Plastics, film, of polymers of styrene, cellular, not rigid	500	6.510	1.350	16.314
39211199	Plastics, foil and strip, of polymers of styrene, cellular, not rigid	107	19.331	331	48.969
39211200	Plastics, plates, sheets, film, foil and strip, of polymers of vinyl chloride, cellular	17.833	181.250	116.191	740.411
39211311	Plastics, plates & sheets, of polyurethanes: of styrene, cellular, rigid	1.096	3.895	23.102	66.632
39211319	Plastics, plates & sheets, of polyurethanes: of styrene, cellular, not rigid	2.730	111.324	18.664	868.672
39211391	Plastics, plates & sheets, of polyurethanes, cellular, not rigid	24.150	114.229	344.236	1.579.878
39211392	Plastics, film, of polyurethanes, cellular, not rigid	-	8.017	-	47.724
39211399	Plastics, foil and strip, of polyurethanes, cellular, not rigid	46.344	180.304	421.973	1.909.782
39211491	Plastics, plates & sheets, of regenerated cellulose, cellular, not rigid	3	3	0	0
39211492	Plastics, film, of regenerated cellulose, cellular, not rigid	-	2.472	-	56.647
39211499	Plastics, foil and strip, of regenerated cellulose, cellular, not rigid	-	2	-	5
39211911	Other plates, sheets, film, foil and strip, of plastics, cellular : of other plastics : plates and sheets of addition polymerisation products, other of polypropylene	757	1.543	18.339	35.720
39211912	Other plates, sheets, film, foil and strip, of plastics, Cellular , of other plastics, plates and sheets of addition polymerisation products , other of polyethylene	2.090	6.685	28.062	97.007
39211919	Other plates, sheets, film, foil and strip, of plastics, cellular , of other plastics, plates and sheets of addition polymerisation products , other than other	55	61	214	292
39211931	Plates and sheets of condensation or rearrangement polymerisation products of polycarbonates	-	1.700	-	128
39211940	Plates and sheets of cellulose or its chemical derivatives, or of vulcanised fibre	0	0	2	2
39211969	Film and foil, other than of nitrocellulose (gun-cotton) and hardened proteins, of chemical derivatives of natural rubber	15.120	543.038	77.072	1.785.013
39211999	Strip, other than of nitrocellulose (gun-cotton) and hardened proteins, of chemical derivatives of natural rubber	822.746	4.937.393	2.755.448	16.746.334
39219010	Plastics, plates, sheets, film, foil and strip, other than cellular, of vulcanised fibre	169	1.503	6.152	22.873
39219020	Plastics, plates, sheets, film, foil and strip, other than cellular, of hardened proteins	11.001	271.098	42.238	960.421
39219030	Plastics, plates, sheets, film, foil and strip, other than cellular, of chemical derivatives of natural rubber	-	116	-	1.034
39219041	Plastics, plates & sheets, other than cellular, of condensation or rearrangement polymerisation products	8.191	58.655	32.450	215.481
39219042	Plastics, film, other than cellular, of condensation or rearrangement polymerisation products	-	392	-	109

Tabel 3 : Ekspor Indonesia menurut Komoditi (Kode HS 8 digit)

Mei 2022

Kode H S	Uraian golongan barang	Berat bersih (Kg)		Nilai F.O.B. (U S \$)	
		Bulan ini	Kumulatif	Bulan ini	Kumulatif
(1)	(2)	(3)	(4)	(5)	(6)
39219043	Plastics; textile laminated strip, other than cellular, of condensation or rearrangement polymerisation products	-	1	-	21
39219049	Plastics, foil & strip, other than cellular,of condensation or rearrangement polymerisation products	-	23	-	31
39219070	Plastics, plates, sheets, film, foil and strip, other than cellular, of additional polymerisation products	4.786	18.197	855	21.520
39219090	Plastics, plates, sheets, film, foil and strip, other than cellular, of other than HS 39219010-39219060	1.829.804	9.423.077	5.551.474	29.448.069
39221011	Bathtubs having rectangular or oblong interior shape of plastics	-	49	-	2.566
39221019	Plastics, baths, other than bathtubs having rectangular or oblong interior shape	3.903	7.261	33.077	38.485
39221090	Baths, shower-baths, sinks and wash-basins, other than bathtubs having rectangular or oblong interior shape of plastics	5.533	52.499	47.813	376.028
39222000	Lavatory seats and covers	7.208	45.834	93.123	508.417
39229012	Lavatory pans, flushing cisterns and urinals , flushing cisterns equipped with their mechanisms	157	177	1.665	1.692
39229019	Lavatory pans, flushing cisterns and urinals, other than parts and flushing cisterns equipped with their mechanisms	0	11.745	2	9.827
39229090	Plastics, bidets, lavatory pans, flushing cisterns and similar sanitary ware n.e.c. in heading no. 3922	2.693	20.019	9.528	87.841
39231010	Plastics, cases for film, tape and optical discs, for the conveyance or packing of goods	293.202	1.503.709	1.765.781	9.048.317
39231020	Plastics, other of specially shaped or fitted for the conveyance or packing of semiconductor wafers, masks or reticles , for the conveyance or packing of goods	274	306	551	567
39231090	Plastics, boxes, crates and similar articles, for the conveyance or packing of goods	283.298	2.011.786	1.791.886	16.906.440
39232111	Ethylene polymer; aseptic bag reinforced with aluminium foil,width >315 mm and length >410mm, incorporating a sealed gland	158.033	1.565.186	248.202	2.301.044
39232119	Ethylene polymer;aseptic bag reinforced with aluminium foil,width ≤315 mm& length ≤410mm,incorporating a sealed gland	1.762.494	10.972.651	3.477.977	20.303.960
39232191	Ethylene polymer;aseptic bag not reinforced with aluminium foil,width>315 mm and length>410mm, incorporating a sealed gland	56.565	302.922	293.532	1.519.183
39232199	Ethylene polymer;aseptic bag not reinforced with aluminium foil,width ≤315 mm and length≤ 410mm, incorporating sealed gland	4.386.316	27.183.644	7.154.327	45.815.193
39232910	Ethylene polymer; aseptic bags reinforced/not with aluminium foil,width>315 mm and length>410 mm,incorporating a sealed gland	431	1.447	5.704	16.270
39232990	Ethylene polymer;aseptic bags reinforced/not with aluminium foil,width ≤315 mm & length ≤410 mm,incorporat a sealed gland	559.577	3.574.758	1.637.082	9.443.304
39233020	Plastic, carboy,bottle,flask and similiar,multilayer fibreglas reinforce container,for compress/liquefied gas;for conveyance/pack	115	504	522	4.342
39233090	Plastic;carboy,bottle,flask and similiar,other than multilayer fibreglass containers,for compress/liquefied gas;for conveyance/packing	143.446	938.512	1.089.230	6.257.503
39234010	Spools, cops, bobbins and similar supports, suitable for use with the machines of heading 8444, 8445 or 8448	12.805	28.383	38.624	88.409
39234090	Spools, cops, bobbins and similar supports, not for use with the machines of heading 8444, 8445 or 8448	118.084	326.037	388.602	1.537.723
39235000	Spools, cops, bobbins & similar supports, stoppers, lids, caps and other closures, for the conveyance or packing of goods	153.410	959.647	1.411.511	8.293.704
39239010	Spools, cops, bobbins and similar supports, toothpaste tubes	14.079	84.846	97.458	523.291

Tabel 3 : Ekspor Indonesia menurut Komoditi (Kode HS 8 digit)

Mei 2022

Kode H S	Uraian golongan barang	Berat bersih (Kg)		Nilai F.O.B. (U S \$)	
		Bulan ini	Kumulatif	Bulan ini	Kumulatif
(1)	(2)	(3)	(4)	(5)	(6)
39239090	Spools, cops, bobbins and similar supports, other than toothpaste tubes	1.577.388	9.379.908	4.213.160	29.280.226
39241010	Plastics, tableware and kitchenware, of melamine	41.686	270.597	83.275	796.142
39241091	Plastics, tableware and kitchenware, other of melamine, baby feeding bottles	119.372	279.441	1.425.281	3.651.384
39241099	Plastics, tableware and kitchenware, other of melamine, other than baby feeding bottles	299.454	2.581.414	1.131.481	15.531.180
39249010	Plastics, household articles and hygienic or toilet articles, bed pans, urinals (portable type) /chamber-potss	4.004	4.272	17.455	28.887
39249020	Plastics, household articles and hygienic/toilet articles nipple former, breastshells, nipple shields, hand expression funnel	-	21	-	116
39249030	Plastics, household articles and hygienic or toilet articles supplementary feeding system for babies	1	448	28	15.305
39249090	Plastics, household articles and hygienic or toilet articles n.e.c. in heading no. 3924	312.941	2.233.893	2.740.256	15.295.653
39251000	Plastics, reservoirs, tanks, vats and similar containers, of a capacity exceeding 300 l	16.574	149.011	83.874	651.722
39252000	Plastics, doors, windows and their frames and thresholds for doors	18.898	100.383	26.867	194.360
39253000	Plastics, shutters, blinds (including Venetian blinds) and similar articles and parts thereof	24.655	215.718	188.812	2.039.424
39259000	Plastics, builders' ware, n.e.c. or included in heading no. 3925	51.065	665.446	183.293	2.682.884
39261000	Plastics, office or school supplies	242.212	1.782.742	882.420	6.769.210
39262010	Plastics, glove, aprons, babies' bibs	5.463	29.818	333.939	1.473.678
39262020	Plastics, shoulder pads or shields	1	1	2	2
39262030	Plastics, other padding for articles of apparel or clothing accessories	9.975	30.497	20.764	78.593
39262060	Plastics, articles of apparel used for protection from chemical substances, radiation or fire	-	858	-	19.042
39262090	Plastics, articles of clothing accessories (including gloves, mittens & mitts)	56.354	457.527	680.486	7.627.240
39263000	Plastics, fittings for furniture, coachwork or the like	63.506	290.934	408.028	1.859.154
39264000	Plastics, statuettes and other ornamental articles	69.209	373.147	496.291	2.286.884
39269010	Plastics, floats for fishing nets	3.220	17.386	12.703	132.509
39269020	Plastics, fans and handscreens, frames and handles therefor, and parts thereof	13.491	48.505	68.426	276.987
39269032	Plastics, hygienic, medical and surgical articles, plastic moulds with denture imprints	127	532	1.215	3.455
39269039	Plastics, hygienic, medical and surgical articles, other than plastic moulds with denture imprints	68.358	307.340	1.018.689	17.493.023
39269041	Plastics, safety and protective devices, police shields	13	78	578	662
39269042	Plastics, safety and protective devices, protective masks for use in welding and similar work	400	12.888	4.171	47.685
39269044	Plastics, safety and protective devices, life saving cushions for the protection of persons falling from heights	-	60	-	1.183
39269049	Plastics, safety and protective devices, other than HS 39269041 - 39269044	15.848	103.507	107.335	1.168.742
39269053	Plastics, articles for industrial uses, transmission or conveyor belts or belting	1.274	10.707	27.069	321.374
39269055	Plastics, articles for industrial uses, plastic J-hooks or bunch blocks for detonators	325	675	2.475	5.544
39269059	Plastics, articles for industrial uses, other than HS 39269053 - 39269055	223.328	1.427.261	2.534.090	16.684.887
39269060	Plastics, poultry feeders	138	9.377	170	55.704
39269081	Plastics, shoe lasts	6.255	17.900	80.050	265.606
39269082	Plastics, prayer beads	29	745	843	19.153
39269089	Plastics, cards for jewellery or small objects of personal adornment	14.460	108.595	113.105	560.204
39269091	Plastics, of a kind used for grain storage	1	1	1	1

Tabel 3 : Ekspor Indonesia menurut Komoditi (Kode HS 8 digit)

Mei 2022

Kode H S	Uraian golongan barang	Berat bersih (Kg)		Nilai F.O.B. (U S \$)	
		Bulan ini	Kumulatif	Bulan ini	Kumulatif
(1)	(2)	(3)	(4)	(5)	(6)
39269092	Plastics, empty capsules of a kind suitable for pharmaceutical use	-	30	-	2.818
39269093	Plastics, bucles, adjusters, hooks and cord stoppers	192	124.893	2.589	1.296.608
39269099	Plastics, n.e.c. in heading no. 3923	660.377	4.288.148	4.934.432	28.415.585
40011011	Centrifuged concentrate natural rubber latex, exceeding 0.5% by volume of ammonia content	415.500	1.183.500	723.770	2.185.390
40011019	Non-centrifuged concentrate natural rubber latex, exceeding 0.5% by volume of ammonia content	-	146	-	21.047
40011029	Non-centrifuged concentrate natural rubber latex, not exceeding 0.5 % by volume of ammonia content	-	73	-	113
40012110	Natural rubber in smoked sheets, RSS Grade 1	4.333.481	20.457.154	8.993.417	41.025.914
40012150	Natural rubber in smoked sheets, RSS Grade 5	-	7.006	-	10.089
40012190	Natural rubber in smoked sheets, other than RSS Grade 1 to 5	10	15	12	22
40012210	Technically specified natural rubber (TSNR) 10	11.409.300	49.257.188	20.975.831	90.590.567
40012220	Technically specified natural rubber (TSNR) 20	162.346.346	844.121.136	295.958.641	1.538.323.736
40012230	Technically specified natural rubber (TSNR) L	221.760	443.520	496.944	971.914
40012240	Technically specified natural rubber (TSNR) CV	302.400	2.681.280	655.523	5.296.334
40012290	Technically specified natural rubber (TSNR) other than TSNR 10, 20, L,CV, GP and 5	12	51	7	29
40012999	Natural rubber, other than in primary forms	-	200	-	2.534
40013020	Balata, guttapercha, guayule, chicle & similar natural gums in primary forms	-	18.000	-	162.000
40013090	Balata, guttapercha, guayule, chicle and similar natural gums not in primary forms	18.000	123.778	64.760	558.005
40021100	Styrene-butadiene rubber (SBR), carboxilated styrene-butadiene rubber (XSBR), in latex form	3.120.820	16.856.212	2.673.204	15.608.226
40021910	SBR, XSBR other than latex, in primary forms or in vulcanised, uncompound plates, sheets, or strips	6.464	25.461	67.059	299.842
40021990	SBR, XSBR, other than latex, other than in primary forms or in vulcanised, uncompound plates, sheets, or strips	2.006.421	10.736.427	5.033.387	24.467.693
40022090	Synthetic rubber, Butadiene rubber (BR) other than in primary forms	4.425.245	18.024.214	8.408.653	35.413.490
40023190	Isobutene-isoprene (butyl) rubber (IIR), other than unvulcanised, uncompound plates, sheets or strip	-	9	-	293
40024100	Chloroprene (chlorobutadiene) rubber(CR) , in latex form	-	1.350	-	6.688
40024990	Chloroprene (chlorobutadiene) rubber(CR) other than latex, other than in primary forms	-	7.600	-	3.814
40025990	Acrylonitrile-butadiene rubber (NBR) other than latex, other than in primary forms	-	9	-	1.084
40026010	Isoprene rubber (IR) in primary forms	2	8	95	379
40026090	Isoprene rubber (IR) other than in primary forms	1.449	8.062	33.515	185.043
40027010	Ethylene-propylene-non-conjugated diene rubber (EPDM), in primary forms	2	225	15	872
40027090	Ethylene-propylene-non-conjugated diene rubber (EPDM), other than in primary forms	20	54	82	382
40028010	Mixture of natural rubber latex with syntetic rubber latex	201.600	2.540.161	367.143	4.628.799
40028090	Mixtures of product of 4001 with product of 4002 other than mixture of natural rubber latex with syntetic rubber latex	927.370	6.652.860	1.715.307	12.441.079
40029990	Other than synthetic rubber: other than latex, other epoxidised, other than in primary forms or in unvulcanised, uncompound plates, sheets or strip	6	122	12	315
40030000	Reclaimed rubber in primary forms or in plates, sheets or strip	597.671	4.658.289	474.140	2.932.767
40040000	Waste, parings and scrap of rubber (other than hard rubber) and powders and granules obtained therefrom	206.107	1.140.829	52.218	300.539
40051010	Compounded of natural gums with carbon black or silica, unvulcanised, in primary forms or in plates, sheets or strip	1.145.311	7.579.944	3.708.859	23.520.081
40051090	Compounded rubber, oth than natural gums with carbon black/silica, unvulcanised, in primary forms/in plates,sheets/strip	613.979	2.540.568	1.066.159	4.952.078

Tabel 3 : Ekspor Indonesia menurut Komoditi (Kode HS 8 digit)

Mei 2022

Kode H S	Uraian golongan barang	Berat bersih (Kg)		Nilai F.O.B. (U S \$)	
		Bulan ini	Kumulatif	Bulan ini	Kumulatif
(1)	(2)	(3)	(4)	(5)	(6)
40052000	Compounded rubber, unvulcanised, solutions, dispersions other than those of subheading 400510	2	2	37	37
40059190	Compounded rubber other than of natural gums, other than 400510 and 400520, unvulcanised, in plates, sheets and strip	24.964	109.797	78.279	330.172
40059910	Compounded rubber, latex, other than 400510 and 400520, unvulcanised, other than in primary forms	-	3.280	-	6.474
40059920	Natural rubber compounded with substances other than carbon or silica, unvulcanised, in primary forms	-	1	-	22
40059990	Compounded rubber, n.e.c. in sub heading 400510 & n.e.c. in sub heading 400520, in primary forms, n.e.c. in sub heading 400599	6.825	387.626	99.861	1.016.033
40069019	Form of unvulcanised rubber, of natural gums, other than articles or ðCamel-backö strips for retreading rubber tyres	36	91	539	1.348
40069090	Form and article of unvulcanised rubber, other than natural gums or ðCamel-backö strips for retreading rubber tyres	185	2.146	25.418	58.648
40070000	Vulcanised rubber thread and cord.	-	497.445	-	2.992.189
40081110	Plates, sheets & strip of vulcanised cellular rubber, exceeding 5 mm in thickness, lined with textile fabric on one side	50	957	544	4.145
40081120	Plates, sheets and strip of vulcanised cellular rubber, not exceeding 5 mm in thickness, floor tiles and wall tiles	-	30	-	62
40081190	Plates, sheets and strip of vulcanised cellular rubber, other than HS 40081110 and 40081120	1.150	1.840	1.934	21.576
40081900	Vulcanised cellular rubber (other than hard rubber), other than plates, sheets and strip	2.464	12.303	16.913	125.588
40082110	Plates, sheets and strip of vulcanised non-cellular rubber, > 5 mm in thickness, lined with textile fabric on one side	6.678	113.559	14.025	233.426
40082120	Plates, sheets and strip of vulcanised non-cellular rubber, not exceeding 5 mm in thickness, floor tiles and wall tiles	3.764	3.764	5.704	5.704
40082190	Plates, sheets and strip of vulcanised non-cellular rubber, other than HS 40082110 - 40082190	118.352	711.245	247.344	1.368.720
40082900	Vulcanised non-cellular rubber (other than hard rubber), other than plates, sheets and strip	8	1.729	43	38.518
40091100	Tubes, pipes & hoses, vulcanised rubber other than hard rubber, not reinforced/otherwise combined with oth materials without fittings	20.383	126.264	178.284	1.066.504
40091290	Tubes, pipes & hoses, vulcanised rubber other than hard rubber, not reinforced/combined w/ oth material with fittings, other than HS 40091210	23.125	157.253	888.233	2.151.351
40092190	Tubes, pipes & hoses of vulcanised rubber other than hard rubber, reinforced/combined with metal, without fittings, other than HS 40092110	135.046	865.197	404.873	2.454.323
40092290	Tubes, pipes & hoses of vulcanised rubber other than hard rubber, reinforced or combined with metal, with fittings, other than HS 40092210	9.520	92.628	72.731	571.765
40093110	Mining slurry suction & discharge hoses, vulcanised rubber other than hard rubber, reinforced/combined w/textile, without fittings	-	29	-	212
40093191	Fuel/heater/water hoses, reinforces/combined w/textile, used on motor vehicles of 8702, 8703, 8704 or 8711, without fittings	87.313	323.908	671.202	3.813.119
40093199	Tubes, pipes & hoses of vulcanised rubber other than hard rubber, reinforced/combined w/textile, without fittings, n.e.c. in subheading 400931	542	12.468	5.224	82.567
40093290	Tubes, pipes & hoses of vulcanised rubber other than hard rubber, reinforced/combined with textile, with fittings, n.e.c. in 400932	67	1.556	4.202	84.668
40094110	Rubber hose used for gas stove, vulcanised rubber other than hard rubber, reinforced/combined with oth materials, without fittings	255	1.264	12.756	65.879

Tabel 3 : Ekspor Indonesia menurut Komoditi (Kode HS 8 digit)

Mei 2022

Kode H S	Uraian golongan barang	Berat bersih (Kg)		Nilai F.O.B. (U S \$)	
		Bulan ini	Kumulatif	Bulan ini	Kumulatif
(1)	(2)	(3)	(4)	(5)	(6)
40094190	Tubes/pipes&hoses,vulcanised rubber other than hard rubber, reinforced/combined with other materials,without fittings oter than HS 40094110	18.003	205.018	116.813	1.776.574
40094220	Rubber hose used for gas stove,vulcanised rubber other than hard rubber,reinforced/combined with other materials,with fittings	5	28	48	160
40094290	Tubes/pipes&hoses,vulcanised rubber other than hard rubber,reinforced/combined with other materials,with fittings n.e.c. 400942	85.502	669.994	449.596	4.569.039
40101100	Conveyor belts or belting, of vulcanised rubber, reinforced only with metal	-	2	-	90
40101200	Conveyor belts or belting, of vulcanised rubber, reinforced only with textile materials	14.928	68.875	124.425	509.843
40101900	Conveyor belts or belting, of vulcanised rubber, other than reinforced only with metal or textile material	532	17.559	2.237	44.708
40103100	Endless transmission belts trapezoidal cross-section (V-belts),V-ribbed,vulc rubber,outside circum>60 cm but not<180 cm	345.744	2.029.020	2.856.979	15.615.041
40103200	Endless transm belts trapezoidal cross-section (Vbelts),oth thn V-ribbed,outside circum exceed 60 cm but not exceed 180 cm	14.269	85.671	153.848	984.969
40103300	Endless transmission belts trapezoidal cross-section (Vbelts),V-ribbed,outside circum exceed 180 cm but not exceed 240 cm	34	169	720	2.953
40103400	Endless transm belts trapezoidal cross-section (Vbelts),oth thn Vribbed,outside circum exceed 180 cm but not exceed 240 cm	5.482	34.163	34.629	203.254
40103500	Endless synchronous belts, of an outside circumference exceeding 60 cm but not exceeding 150 cm, of vulcanised rubber	18	1.135	663	42.996
40103900	Transmission belts or belting, of vulcanised rubber, other than HS 40103100-40103600	186.010	1.274.533	1.498.558	10.110.660
40111000	New pneumatic tyres, of rubber, of a kind used on motor cars (including station wagons and racing cars)	26.213.404	165.914.031	100.596.755	606.050.675
40112011	New pneumatic tyres, of rubber, of a kind used on buses or lorries, of a width not exceeding 450 mm: having a width not exceeding 230 mm, and fitting a rim of a diameter not exceeding 16 inch	85.042	373.816	284.283	1.348.387
40112012	New pneumatic tyres, of rubber, of a kind used on buses or lorries, of a width not exceeding 450 mm: having a width not exceeding 230 mm, and fitting a rim of a diameter exceeding 16 inch	91.965	299.795	280.850	896.103
40112013	New pneumatic tyres, of rubber, of a kind used on buses or lorries, of a width not exceeding 450 mm: having a width exceeding 230 mm but not exceeding 385 mm	1.130.089	2.978.771	3.570.918	9.414.146
40112019	New pneumatic tyres, of rubber, of a kind used on buses or lorries, of a width not exceeding 450 mm: other than HS 40112011-40112013	100	7.564.157	500	23.255.895
40112090	New pneumatic tyres, of rubber, of a kind used on buses or lorries, of a width exceeding 450 mm.	9.508	84.902	10.579	259.766
40113000	New pneumatic tyres, of rubber, of a kind used on aircraft	542	26.821	3.700	362.935
40114000	New pneumatic tyres, of rubber, of a kind used on motorcycles	2.721.144	14.669.595	10.905.943	58.944.686
40115000	New pneumatic tyres, of rubber, of a kind used on bicycles	1.328.495	7.806.269	9.439.855	52.786.950
40117000	New pneumatic tyres, of rubber, of a kind used on agricultural or forestry vehicles and machines	520.334	2.433.277	1.779.557	8.117.359
40118011	New pneumatic tyres, of rubber, used on tractors, machinery of heading 8429 or 8430, forklifts, wheel-barrows or other industrial handling vehicles and machines, fitting a rim of a diameter ≤ 24 inch	896.308	5.477.951	2.937.388	17.351.025

Tabel 3 : Ekspor Indonesia menurut Komoditi (Kode HS 8 digit)

Mei 2022

Kode H S	Uraian golongan barang	Berat bersih (Kg)		Nilai F.O.B. (U S \$)	
		Bulan ini	Kumulatif	Bulan ini	Kumulatif
(1)	(2)	(3)	(4)	(5)	(6)
40118019	New pneumatic tyres, of rubber, of a kind used on construction, mining or industrial handling vehicles and machines, fitting a rim of a diameter not exceeding 24 inch, other than HS 40118011	-	32	-	24
40118031	New pneumatic tyres, of rubber, fitting a rim of a diameter >24 inch, of a kind used on machinery of heading 8429 or 8430	-	2	-	35
40118039	New pneumatic tyres, of rubber, fitting a rim of a diameter >24 inch, of a kind used on forklifts or other industrial handling vehicles and machines	-	119.615	-	378.010
40118040	New pneumatic tyres, of rubber, fitting a rim of a diameter exceeding 24 inch, other	-	7.453	-	5.341
40119010	New pneumatic tyres, of rubber, of a kind used on vehicles of Chapter 87	-	1.538	-	4.093
40119020	New pneumatic tyres, of rubber, of a kind used onon machinery of heading 8429 or 8430.	-	115.140	-	383.952
40119090	New pneumatic tyres, of rubber, n.e.c. in heading 4011 of a width not exceeding 450 mm	104.694	682.775	362.921	2.089.260
40121100	Retreaded tyres of rubber, of a kind used on motor cars (including station wagons and racing cars)	5	247	45	1.021
40121290	Retreaded tyres of rubber, of a kind used on buses or lorries, of a width exceeding 450 mm	509	6.497	1.899	19.102
40121300	Retreaded tyres of rubber, of a kind used on aircraft	2.303	153.493	8.050	53.845
40121949	Retreaded tyres of rubber, of a kind used on vehicle of Chapter 87, other than of a kind used on agricultural or forestry tractors	-	31	-	288
40121990	Retreaded tyres of rubber, other than HS 40121100-40121949	230	48.939	507	93.832
40122029	Used pneumatic tyres of rubber, of a kind used on buses or lorries, of a width exceeding 450 mm	-	9	-	21
40122030	Used pneumatic tyres of rubber, of a kind used on aircraft	-	4.300	-	7.525
40122040	Used pneumatic tyres of rubber, of a kind used on motorcycles	9	778	65	1.861
40122050	Used pneumatic tyres of rubber, of a kind used on bicycles	-	250	-	75
40122099	Used pneumatic tyres of rubber, n.e.c. sub heading 401220	110	186	769	769
40129014	Solid tyres exceeding 250 mm in external diameter, of a width not exceeding 450 mm	-	25.229	-	44.293
40129017	Solid tyres exceeding 250 mm in external diameter, of a width exceeding 450 mm	193.179	397.145	326.304	691.890
40129019	Rubber, tyres, other solid tyres not exceeding 250 mm in external diameter, of a width not exceeding 450 mm	99.595	446.841	589.349	2.452.401
40129071	Replaceable tyre treads : of a width not exceeding 450 mm	-	32.657	-	80.536
40129080	Tyre flaps of rubber	22.725	68.953	50.566	147.585
40129090	Retreaded/used pneumatic tyres of rubber, solid/cushion tyres, tyre treads & flaps, n.e.c. in heading 4012	175	8.427	816	19.342
40131011	Inner tubes of rubber,of a kind used on motor cars,suitable for fitting to tyres of a width < 450 mm	54.682	162.259	177.790	529.801
40131019	Inner tubes of rubber,of a kind used on motor cars,suitable for fitting to tyres of a width > 450 mm	225	570	475	1.346
40131021	Inner tubes of rubber, of a kind used on buses or lorries, suitable for fitting to tyres of a width not exceeding 450 mm	295	7.775	941	30.572
40132000	Inner tubes of rubber, of a kind used on bicycles	219.730	1.600.644	1.506.825	10.233.543
40139011	Inner tubes of rubber,kind used on machinery of head 8429 or 8430, suitable for fitting to tyres of a width ≤450 mm	395	3.568	1.501	11.242
40139019	Inner tubes of rubber,a kind used on machinery of head 8429 or 84.30, suitable for fitting to tyres of a width >450 mm	-	106	-	146
40139020	Inner tubes of rubber, of a kind used on motorcycles	105.309	396.625	336.618	1.355.077
40139031	Inner tubes of rubber,of a kind used on oth vehicles of Chapter 87, suitable for fitting to tyres of a width < 450 mm	365	15.990	436	7.076
40139091	Inner tubes of rubber, suitable for fitting to tyres of a width not exceeding 450 mm, n.e.c. sub heading 401390	20.143	136.178	86.285	645.376

Tabel 3 : Ekspor Indonesia menurut Komoditi (Kode HS 8 digit)

Mei 2022

Kode H S	Uraian golongan barang	Berat bersih (Kg)		Nilai F.O.B. (U S \$)	
		Bulan ini	Kumulatif	Bulan ini	Kumulatif
(1)	(2)	(3)	(4)	(5)	(6)
40139099	Inner tubes of rubber, suitable for fitting to tyres of a width exceeding 450 mm, n.e.c. sub heading 401390	-	5	-	9
40141000	Sheath contraceptives	1.081	10.038	16.739	167.426
40149010	Teats for feeding bottles and similar articles	1.845	3.189	19.178	37.029
40149040	Stoppers for pharmaceutical use	-	396	-	29.165
40149090	Hygienic/pharmaceutical articles of vulcanised exclude hard rubber, with or without fittings hard rubber, n.e.c. in heading 4014	7.329	9.213	65.360	84.649
40151210	Gloves, mittens and mitts , of a kind used for medical, surgical, dental or veterinary purposes of a kind used on machinery purposes of vulcanised natural rubber	1.094.672	2.690.026	14.671.283	33.697.964
40151290	Gloves, mittens and mitts , of a kind used for medical, surgical, dental or veterinary purposes of a kind used on machinery purposes of other vulcanised rubber	40	987.023	48	22.960.362
40151910	Other than gloves, mittens and mitts , of a kind used for medical, surgical, dental or veterinary purposes of a kind used on machinery purposes of vulcanised natural rubber	2.895.834	5.995.577	12.072.753	25.496.368
40151990	Other than gloves, mittens and mitts , of a kind used for medical, surgical, dental or veterinary purposes of a kind used on machinery purposes other of vulcanised natural rubber	522.974	15.555.437	3.541.037	92.651.098
40159010	Lead aprons, of vulcanised rubber other than hard rubber	0	1.330	7	17.447
40159020	Divers' suits (wet suits), of vulcanised rubber other than hard rubber	-	62	-	3.404
40159090	Articles apparel & clothing accessories of vulcanised rubber other than hard rubber, n.e.c. in heading 4015	493	5.511	17.012	193.239
40161010	Padding for articles of apparel or clothing accessories, of cellular rubber	47	223	854	16.300
40161020	Floor tiles and wall tiles of cellular rubber	105.228	166.881	22.631	36.318
40161090	Other articles of cellular rubber, other than padding apparel and floor/wall tiles	7.782	70.950	214.703	1.070.536
40169110	Mats of vulcanised rubber other than hard rubber, non-cellular rubber	361.032	1.906.210	524.672	2.881.118
40169190	Floor coverings other than mats and tiles of vulcanised rubber other than hard rubber, non-cellular rubber	1.224	49.179	13.325	131.104
40169210	Eraser tips of vulcanised rubber other than hard rubber and non-cellular rubber	59	114	47	216
40169290	Erasers other than eraser tips of vulcanised rubber other than hard rubber and non-cellular rubber	0	367	12	1.296
40169310	Gaskets, washers and other seals of a kind used to insulate the terminal leads of electrolytic capacitors	59.233	306.234	1.348.763	6.503.602
40169320	Gaskets and o-rings, of a kind used on motor vehicles of heading 8702, 8703, 8704 or 8711	7.288	50.539	349.081	2.222.935
40169390	Gaskets, washers and other seals of vulcanised rubber other than hard rubber, n.e.c. sub heading 401693	128.237	562.699	3.906.800	15.365.724
40169400	Boat or dock fenders of vulcanised rubber, whether or not inflatable, other than hard rubber, non-cellular rubber	11.748	112.688	112.344	982.269
40169500	Inflatable articles, other than boat or dock fenders of vulcanised rubber, other than hard rubber, non-cellular rubber	3.370	9.448	22.456	87.896
40169911	Parts&access kind used for vehicles of Chapter 87 for vehicles of head 8702,8703, 8704 or 8705, oth thn weatherstripping	180.753	995.263	2.208.121	12.852.407
40169912	Parts and accessories of vulcanised rubber other than hard rubber, of a kind used for vehicles of heading 8711	9.019	66.242	101.200	731.602
40169913	Weatherstripping of vulcanised rubber oth thn hard rubber, of a kind used on motor vehicles of heading 8702,8703 or 8704	154.913	788.345	1.215.289	6.667.359
40169915	Parts&accessories of vulcanised rubber oth thn hard rubber, of a kind used for vehicles of head 8709, 8713, 8715 or 8716	-	220	-	2.539

Tabel 3 : Ekspor Indonesia menurut Komoditi (Kode HS 8 digit)

Mei 2022

Kode H S	Uraian golongan barang	Berat bersih (Kg)		Nilai F.O.B. (U S \$)	
		Bulan ini	Kumulatif	Bulan ini	Kumulatif
(1)	(2)	(3)	(4)	(5)	(6)
40169916	Bicycle mudguards of vulcanised rubber other than hard rubber and non-cellular rubber	16	1.443	190	3.305
40169917	Bicycle parts of vulcanised rubber other than hard rubber and cellular rubber	-	82	-	756
40169918	Bicycle accessories of vulcanised rubber other than hard rubber, non-cellular rubber, other than mudguards & parts	1.392	2.513	63.652	90.674
40169919	Parts&accessories of a kind used for vehicles of Chapter 87 of vulcanised rubber exc hard rubber other than HS 40169911-40169919	1.626	11.624	18.760	99.118
40169920	Parts and accessories of rotochutes of heading 8804 of vulcanised rubber other than hard rubber, non-cellular rubber	-	1	-	103
40169930	Rubber bands, of vulcanised rubber other than hard rubber, non-cellular rubber	606	1.846	5.601	11.533
40169951	Rubber rollers of vulcanised rubber other than hard rubber, non-cellular rubber	3.993	47.291	84.920	473.446
40169952	Tyre mould bladders of vulcanised rubber other than hard rubber, non-cellular rubber	-	211	-	7.684
40169953	Electrical insulator hoods of vulcanised rubber other than hard rubber, non-cellular rubber	-	6	-	758
40169954	Rubber grommets and rubber covers for automotive wiring harnesses of vulcanised rubber oth hard rubber, non-cellular rubber	14.562	60.375	229.350	955.702
40169959	Articles used in machinery/mechanical/electric appliances/oth technical uses,noncellular rubber, other than HS 40169951-40169954	17.408	114.558	470.579	2.872.467
40169960	Rail pads of vulcanised rubber other than hard rubber, non-cellular rubber	437	4.302	3.915	27.957
40169970	Structural bearings including bridge bearings of vulcanised rubber other than hard rubber, non-cellular rubber	384	5.238	7.552	53.231
40169991	Table coverings of vulcanised rubber other than hard rubber, non-cellular rubber	510	1.101	15.028	43.645
40169999	Articles of vulcanised rubber other than hard rubber, non-cellular rubber, n.e.c. in heading 4016	38.444	234.718	548.631	3.540.934
40170010	Floor tiles and wall tiles of hard rubber (for example ebonite)	653	3.469	17.598	118.197
40170020	Articles of hard rubber other than floor tiles and wall tiles	26	14.495	146	14.808
40170090	Articles of hard rubber n.e.c. in heading 4017	1.018	13.771	7.233	84.062
41021000	Raw skins of sheep or lambs with wool on	-	477	-	148.021
41032000	Raw hides and skins of reptiles	-	1.289	-	216.751
41039000	Raw hides and skins other than bovine, sheeps and lambs, reptil, and swine	-	360	-	11.969
41041110	Tanned/crust hides and skins in the wet state,full grains,upsplit and grains of bovine vegetable tanned	-	30	-	904
41044100	Tanned/crust hides and skins in the dry state,full grains,upsplit and grains split of bovine vegetable tanned	-	5	-	19
41044900	Tanned/crust hides and skins in the dry state,other than full grains,upsplit and grains split of bovine vegetable tanned	129	27.143	2.596	545.618
41053000	Tanned/crust skins of sheep/lambs,in the dry state (crust), without wool on, whether or not split,but not further prepared	271	740	4.770	22.821
41063200	Tanned/crust hidesskins of swine, in the dry state (crust), without wool/hair on,whether/not split,but not further prepared	29	1.237	985	8.923
41064000	Tanned or crust hides and skins of reptiles, without wool or hair on, whether or not split, but not further prepared.	6.575	37.621	998.958	5.644.696
41071100	Leather further prepared after tanning/crusting of bovine/equine animal, whole hides and skins,full grains,unsplit	540	549	17.168	17.399
41071200	Leather further prepared after tanning/crusting of bovine/equine animal, whole hides and skins, grains split	91.074	509.645	1.885.287	10.430.465

Tabel 3 : Ekspor Indonesia menurut Komoditi (Kode HS 8 digit)

Mei 2022

Kode H S	Uraian golongan barang	Berat bersih (Kg)		Nilai F.O.B. (U S \$)	
		Bulan ini	Kumulatif	Bulan ini	Kumulatif
(1)	(2)	(3)	(4)	(5)	(6)
41071900	Leather further prep after tanning/crusting of bovine/equine animal, whole hide and skin, other than full grain,unsplit,grains split	40.734	301.447	1.044.338	7.970.178
41079100	Leather,other than whole hides and skins further prepared after tanning/crusting whole hides and skins,full grains,unsplit	12.589	14.285	314.978	367.110
41079200	Leather,other than whole hides and skins further prepared after tanning/crusting whole hides and skins, grain splits	369	7.199	10.799	149.785
41079900	Leather,oth thn whole hidesandskins further prepared after tanning/crusting whole hides and skins, excluding full/no grains,unsplit	217.683	838.920	292.595	1.807.746
41120000	Leather further prepared after tanning/ crust,of sheep/lamb wo/wool on,split/not,other than leather of heading 4114	12.614	98.701	1.167.087	9.800.491
41131000	Leather further prepared after tanning or crusting includ parchment-dressed leather, without wool/hair,of goats or kids	12.829	65.992	508.146	2.522.863
41133000	Leather further prepared after tanning or crusting includ parchment-dressed leather, without wool/hair,of reptiles	146	1.060	51.175	277.136
41139000	Leather further prepared after tanning/crusting includ parchment-dressed leather oth thn goats/kids, swine,& reptiles	423	5.400	206.217	1.035.128
41141000	Chamois (including combination chamois) leather	-	15	-	53
41142000	Patent leather and patent laminated leather, metallised leather	11	3.155	153	2.265
41151000	Composition leather with a basis of leather or leather fibre, in slabs, sheets or strip, whether or not in rolls	6.153	86.033	141.414	1.864.401
41152000	Parings and oth waste of leather/composition leather, not for manufacture leather articles, leather dust,powder and flour	859	6.897	30.648	233.546
42010000	Saddlery & harness for any animal (traces,leads,knee pads,muzzles,saddle cloths,saddle bags,dog coats),of any material	6.562	56.609	68.446	1.113.312
42021110	Cases & containers,suit-case/brief-case with outer surface of leather/composition leather, max dimensions 56cmx45cmx25 cm	1.272	8.200	2.144	20.476
42021190	Cases & containers,suit-case/brief-case with outer surface of leather/composition leather, dimension more 56cmx45cmx25 cm	48.401	176.529	1.031.492	2.887.614
42021211	School satchels with outer surface of vulcanised fibre	551	3.720	24.570	147.095
42021219	School satchels with outer surface other than vulcanised fibre	244.892	1.465.147	3.603.166	23.726.274
42021291	Cases and containers,suit-case/brief-case with outer surface vulcanised fibre other than school satchels	-	7	-	59
42021299	Cases and containers,suit-case/brief-case with other than outer surface vulcanised fibre, other than school satchels	526.692	2.529.778	3.715.954	18.968.071
42021920	Trunks,suit-cases,vanity-cases executive-cases, brief-cases, school satchels & similar container,paperboard outer surface	20	9.402	145	9.087
42021990	Trunks,suit-cases,vanity-cases, executive-cases, brief-cases, school satchel&similar container, outer srface oth paperboard	4.772	37.928	27.731	242.466
42022100	Handbags,whether or not with shoulder strap,incld those without handle,outer surface of leather/ composition leather	589.250	1.816.016	12.727.575	56.773.539
42022210	Handbags, whether or not with shoulder strap, including those without handle :With outer surface of sheeting of plastics or of textile materials:With outer surface of sheeting of plastics	333.657	616.361	7.163.970	11.941.109
42022220	Handbags, whether or not with shoulder strap, including those without handle , with outer surface of sheeting of plastics or of textile materials, with outer surface of textile materials	260.329	5.507.962	3.547.246	80.963.986

Tabel 3 : Ekspor Indonesia menurut Komoditi (Kode HS 8 digit)

Mei 2022

Kode H S	Uraian golongan barang	Berat bersih (Kg)		Nilai F.O.B. (U S \$)	
		Bulan ini	Kumulatif	Bulan ini	Kumulatif
(1)	(2)	(3)	(4)	(5)	(6)
42022900	Other than handbags, whether or not with shoulder strap, including those without handle :	39.371	260.177	502.445	3.720.139
42023100	Articles of a kind normally carried in the pocket or in the handbag,with outer surface of leather or composition leather	4.420	26.845	232.863	1.427.505
42023200	Articles of a kind normally carried in pocket/in the handbag,with outer surface of sheeting plastics or textile materials	8.890	61.832	501.004	2.549.483
42023900	Articles of a kind normally carried in pocket/in the handbag, oth thn sub heading 420231 - 420232	517	2.876	20.879	123.532
42029111	Cases and containers, bowling bags with outer surface of leather or of composition leather	168	4.739	18.950	332.117
42029119	Cases and containers, sports bag other than bowling bags, with outer surface of leather or of composition leather	194	2.092	19.660	92.161
42029190	Cases and containers, other sports bag, with outer surface of leather or of composition leather	70.822	210.085	2.388.138	7.219.194
42029210	Cases and containers, toiletry bags, of sheeting of plastics	287.573	608.912	4.679.441	9.988.848
42029220	Cases and containers, bowling bags sheeting of plastics or of textile materials	37.851	341.108	529.822	4.486.432
42029290	Cases and containers, other than toiletry bags and bowling bags, of sheeting of plastics	2.266.120	15.321.550	39.047.344	265.590.659
42029910	Cases and containers, other article, with outer surface of vulcanised fibre or paperboard	5	37	397	2.993
42029990	Cases & containers, n.e.c. in head 4202,of vulcanised fibre/of paperboard/wholly/mainly covered with such materials/w paper	31.185	160.608	327.670	1.868.874
42031000	Apparel, articles of apparel, of leather or of composition leather	59.822	261.237	2.690.980	11.575.714
42032110	Gloves, mittens and mitts : specially designed for use in sports, baseball and softball gloves	15.833	47.239	1.700.265	5.020.151
42032190	Gloves, mittens and mitts : specially designed for use in sports, other than baseball and softball gloves	88.394	678.787	7.140.892	51.835.154
42032910	Clothing accessories, protective work gloves, of leather or composition leather	1.940	67.900	88.392	2.403.228
42032990	Clothing accessories, other than protective work gloves, of leather or composition leather	4.649	68.923	297.958	3.333.383
42033000	Clothing accessories, belts and bandoliers, of leather or of composition leather	890	5.964	103.657	317.032
42034000	Clothing accessories, of leather or of composition leather, n.e.c. in heading no. 4203	942	4.771	14.235	123.874
42050010	Boot laces, mats, of leather or of composition leather	125	1.022	911	16.262
42050020	Industrial safety belts and harnesses of composition leather	7.152	23.935	73.588	183.524
42050030	Leather strings or chords of a kind used for jewellery or articles of personal adornment of composition leather	459	2.746	4.730	13.699
42050040	Articles of leather/composition leather used in machine/mechanic appliance/oth technic uses,ot HS 42050010-42050030	1	1	10	10
42050090	Articles of leather or of composition leather n.e.c. in heading 4205	3.292	72.055	103.335	6.753.199
43021900	Furskins, tanned/dressed,whole, with or without head,tail/paws,not assembled, oth thn of mink, other than those of heading 4303	671	17.549	16.380	120.532
43031000	Furskin articles, apparel and clothing accessories	177	686	4.444	16.803
43039090	Furskin articles, apparel and clothing accessories, n.e.c. in heading 4303	3.192	29.674	46.995	395.350
43040091	Artificial fur articles, sports bags	0	59	5	1.075
43040099	Artificial fur articles, other than sports bags	887	1.007	12.798	13.024
44011100	Fuel wood, in logs, in billets, in twigs, in faggots or in similar forms, from coniferous	-	1.475	-	19.521
44011200	Fuel wood, in logs, in billets, in twigs, in faggots or in similar forms, from Non - coniferous	34.776	251.752	12.147	92.880
44012100	Wood in chips or particles, from coniferous	15.210	54.901	2.188	11.809

Tabel 3 : Ekspor Indonesia menurut Komoditi (Kode HS 8 digit)

Mei 2022

Kode H S	Uraian golongan barang	Berat bersih (Kg)		Nilai F.O.B. (U S \$)	
		Bulan ini	Kumulatif	Bulan ini	Kumulatif
(1)	(2)	(3)	(4)	(5)	(6)
44012200	Wood in chips or particles, from non-coniferous	66.609.330	561.667.810	4.726.665	39.026.265
44013100	Sawdust and wood waste and scrap, agglomerated in logs, briquettes, pellets or similar forms : wood pellets	27.107.213	168.960.095	3.143.530	18.907.658
44013200	Sawdust and wood waste and scrap, agglomerated in logs, briquettes, pellets or similar forms : wood briquettes	4	4	7	7
44013900	Sawdust and wood waste and scrap, agglomerated in logs, briquettes, pellets or similar forms : wood pellets and briquettes	636.052	2.140.028	143.315	585.638
44014100	Sawdust and wood waste and scrap, not agglomerated : sawdust	57.774	85.381	29.180	42.719
44014900	Sawdust and wood waste and scrap, not agglomerated : other than sawdust	490.067	3.645.856	92.254	512.143
44021000	Wood charcoal (including shell or nut charcoal), whether or not agglomerated, of bamboo	2.332.426	10.827.708	777.735	3.714.091
44022010	Wood charcoal (including shell or nut charcoal), whether or not agglomerated, of shell or nut , of coconut shell	7.375.577	68.600.836	8.567.265	77.548.444
44022090	Wood charcoal (including shell or nut charcoal), whether or not agglomerated, of shell or nut , other than coconut shell	880.300	1.802.496	329.482	743.325
44029000	Wood charcoal (including shell or nut charcoal), whether or not agglomerated, of bamboo or shell or nut	21.598.041	125.644.217	11.962.531	66.620.244
44034910	Tropical wood, other than dark Red Meranti, light Red Meranti and Meranti Bakau, baulks, swalogs and veneer logs	710	19.264	6.500	262.674
44034990	Tropical wood, other than dark Red Meranti, light Red Meranti and Meranti Bakau, other baulks, swalogs and veneer logs	-	20	-	100
44042010	Hoopwood, split poles,piles, picket and the like of non- coniferous, chipwood	29.752	246.056	8.568	99.334
44050020	Wood flour	335.301	1.616.728	69.527	330.959
44071190	Wood, coniferous, of pine (Pinus spp), other than sawn lengthwise, not further worked	73.977	274.170	80.629	364.477
44071200	Wood, coniferous, of fir (Abies spp) and spruce (Picea spp), sawn or chipped lengthwise, sliced or peeled, whether or not planed, sanded or end-jointed, thick >6mm	277	4.526	2.479	28.413
44071990	Wood, coniferous, other than sawn lengthwise not further worked, other than HS 44071110-44071400	28.928	241.177	201.156	1.292.598
44072110	Wood, tropical wood, of mahogany (Swietenia spp), planed, sanded or end-joint	64.440	565.864	71.757	552.623
44072190	Wood, tropical wood, of mahogany (Swietenia spp), other than planed, sanded or end-joint	-	2.356	-	1.422
44072210	Wood, tropical wood, of virola, imbuia and balsa, planed, sanded or end-joint	3.400	141.321	16.677	287.898
44072320	Wood, tropical wood, of teak, planed, sanded or end-joint	-	16.942	-	46.815
44072513	Wood, tropical wood, of dark red meranti or light red meranti, planed, sanded or end-jointed	153.754	991.938	288.248	1.814.943
44072630	Wood, tropical wood, of white lauan, white meranti, white seraya, yellow meranti, and alan, planed, sanded or end-jointed	-	24.907	-	37.512
44072730	Wood, tropical wood, of sapelli, planed, sanded or end-jointed	-	29.152	-	78.509
44072913	Wood, tropical wood, of jelutong (Dyera spp), planed, sanded or end-joint	106.088	1.364.748	160.185	2.191.926
44072923	Wood, tropical wood, of kapur (Dryobalanops spp), planed, sanded or end-joint	5.500	90.970	3.511	104.225
44072933	Wood, tropical wood, of kempas (Koompasia spp), planed, sanded or end-joint	-	10.722	-	6.601
44072943	Wood, tropical wood, of keruing (Dipterocarpus spp), planed, sanded or end-joint	40.890	334.039	59.514	331.985
44072973	Wood, tropical wood, of balau (Shorea spp), planed, sanded or end-joint	11.098	81.080	10.223	85.862
44072991	Wood, tropical wood, of jongkong (Dactylocladus spp) and merbau (Intsia spp), planed, sanded or end-jointed	21.400	111.625	7.812	94.386

Tabel 3 : Ekspor Indonesia menurut Komoditi (Kode HS 8 digit)

Mei 2022

Kode H S	Uraian golongan barang	Berat bersih (Kg)		Nilai F.O.B. (U S \$)	
		Bulan ini	Kumulatif	Bulan ini	Kumulatif
(1)	(2)	(3)	(4)	(5)	(6)
44072994	Wood, tropical wood, of albizia (Paraserianthes falcataria), planed, sanded or end-jointed	7.262	132.776	8.938	115.011
44072996	Wood, tropical wood, of rubber (Hevea brasiliensis), planed, sanded or end-jointed	1.888.633	13.857.055	1.059.325	7.431.820
44072998	Wood, sawn other than HS 44062991 - 44072997, planed, sanded or end-jointed	433.636	2.720.349	650.006	3.786.505
44079130	Wood, non-coniferous and other than tropical wood, of oak (Quercus spp), planed, sanded or end-jointed	-	426	-	2.825
44079210	Wood, non-coniferous and other than tropical wood, of beech (Fagus spp), planed, sanded or end-jointed	204	2.501	751	13.586
44079310	Wood, non-coniferous and other than tropical wood, of maple (Acer spp), planed, sanded or end-jointed	-	7	-	2.204
44079910	Wood, non-coniferous and other than tropical wood, other than n.e.c. sub heading 440797, planed, sanded or end-jointed	24.937	69.062	232.677	538.718
44081010	Wood, coniferous, cedar wood pencil slats, Radiata pinewood of a kind used for blockboard manufacture	160.848	1.165.021	879.584	6.352.255
44081030	Wood, coniferous, face veneer sheets, Radiata pinewood of a kind used for blockboard manufacture	8.243	27.621	57.383	173.944
44081090	Wood, coniferous, other than cedar wood pencil slats radiata pinewood used for blockboard manufacture, other than face veneer sheets	18	37.927	1.057	105.387
44083100	Dark Red Meranti, Light Red Meranti and Meranti Bakau of tropical wood, sheets for veneering, plywood and laminated wood	58.565	185.495	114.951	406.784
44083920	Face veneer sheets of tropical wood, other than Red Meranti, Light Red Meranti and Meranti Bakau	215.022	1.371.328	140.831	559.635
44083990	Other than Jelutong wood pencil slats and face veneer sheets, other than Red Meranti, Light Red Meranti, and Meranti Bakau	1.601.577	13.430.954	1.806.588	15.100.134
44089010	Face veneer sheets, of non-coniferous and other than tropical wood	1.652.279	12.875.129	1.735.155	12.417.710
44089090	Wood, other than in heading 4408, sheets for veneer/plywood, oth wood sawn, slice/peel, whether/not plan, sand/end-join,thicks6mm	2.318.654	6.432.859	2.720.111	7.373.270
44091000	Coniferous wood, cotinuously shaped along any of its edgee,ends/faces, non planed,sanded or end-jointed	319.842	1.702.574	863.390	4.205.684
44092100	Wood, non-coniferous of bamboo, cotinuously shaped along any of its edgee, ends/faces, whether or not planed,sanded or end-jointed	-	13.387	-	5.106
44092200	Wood,non-coniferous of tropical wood, cotinuously shaped along any of its edgee,ends/faces,whether or not planed,sanded/end-jointed	31.003.439	196.876.145	40.541.620	246.694.551
44092900	Wood, non-coniferous, other than in heading 4409, cotinuously shaped along any of its edgee, ends/faces, whether or not planed, sanded or end-jointed	887.803	6.620.390	1.471.438	9.883.676
44101100	Particle board of wood, whether or not agglomerated with resins or other organic binding substances	2.615.787	18.437.244	683.527	4.593.820
44111200	Medium density fibreboard (MDF), of a thickness not exceeding 5 mm, whether or not bonded with resins or other organic substances	13.226.803	64.704.685	5.435.722	26.737.887
44111300	Medium density fibreboard (MDF), of a thickness exceeding 5 mm but not exceeding 9 mm, whether or not bonded with resins or other organic substances	3.857.619	19.755.805	1.404.389	8.412.216
44111400	Medium density fibreboard (MDF), of a thickness exceeding 9 mm, whether or not bonded with resins or other organic substances	10.793.670	36.706.118	3.629.028	13.050.364
44119200	Ligneous materials other than fibreboard, of a density exceeding 0.8 g/cm3, whether or not bonded with resins or other organic substances	860	3.444	2.404	9.509

Tabel 3 : Ekspor Indonesia menurut Komoditi (Kode HS 8 digit)

Mei 2022

Kode H S	Uraian golongan barang	Berat bersih (Kg)		Nilai F.O.B. (U S \$)	
		Bulan ini	Kumulatif	Bulan ini	Kumulatif
(1)	(2)	(3)	(4)	(5)	(6)
44119300	Ligneous materials other than fibreboard, of a density exceeding 0.5 g/cm ³ but not exceeding 0.8 g/cm ³ , whether or not bonded with resins or other organic substances	1.023	16.629.142	5.365	5.494.830
44121000	Plywood, veneered panels and similar laminated wood, of bamboo	18.446	169.358	52.732	492.470
44123100	Plywood, consisting solely of sheets of wood (not bamboo), each ply ≤ 6mm thickness, with at least one outer ply of tropical wood	103.298.801	577.488.233	139.503.644	766.807.781
44123300	Plywood,consisting solely of sheets of wood(not bamboo),each ply≤6mm thickness,with at least one outer ply of non-coniferous wood of the species alder,ash,beech,birch,cherry,chestnut,elm,eucalyptus,hickory,horse chestnut,lime,maple,oak,plane tree,poplar&aspen,robinia,tulipwood/walnut	13.225.355	85.022.027	14.809.130	94.994.202
44123400	Plywood, consisting solely of sheets of wood (not bamboo), each ply ≤ 6mm thickness, with at least one outer ply of non-coniferous wood not specified under subheading 441233	1.282.815	7.290.949	1.194.864	5.929.623
44123900	Plywood, consisting solely of sheets of wood (not bamboo), each ply ≤ 6mm thickness, with both outer plies of coniferous wood	381.411	5.531.510	663.940	6.208.784
44124190	Laminated veneered lumber, with at least one outer ply of tropical wood other than teak	1.141.707	2.805.533	1.646.964	4.183.022
44124200	Laminated veneered lumber, with at least one outer ply of non-coniferous wood	35.478	96.601	44.279	137.458
44124900	Laminated veneered lumber, with both outer plies of coniferous wood	178.352	422.978	229.257	523.812
44125100	Blockboard, laminboard, and battenboard, with at least one outer ply of tropical wood	20.484.824	50.090.234	26.781.347	65.002.529
44125200	Blockboard, laminboard, and battenboard, with at least one outer ply of non-coniferous wood	1.651.684	3.987.439	2.490.221	5.612.395
44125900	Blockboard, laminboard, and battenboard, with both outer plies of coniferous wood	88.308	116.144.536	146.230	149.950.924
44129110	Other plywood, with at least one outer ply of teak	11.406	80.113	22.838	150.875
44129190	Other plywood, with at least one outer ply of tropical wood other than teak	1.494.562	8.147.396	2.841.918	15.982.480
44129200	Other plywood, with at least one outer ply of non-coniferous wood	77.032	355.329	67.079	349.257
44129900	Other plywood, with both outer plies of coniferous wood	1.088.421	16.552.724	1.244.140	22.816.371
44130000	Densified wood, in blocks, plates, strips or profile shapes.	1.000	341.173	362	809.615
44141000	Wooden frames for paintings, photographs, mirrors or similar objects, of tropical wood	409.748	1.227.273	1.940.939	5.007.696
44149000	Wooden frames for paintings, photographs, mirrors or similar objects, of other than tropical wood	102.984	3.526.921	440.845	13.350.775
44151000	Cases, boxes, crates, drums and similar packings, cabledrums of wood	102.235	895.885	239.637	1.893.236
44152000	Pallets, box pallets and other load boards, pallet collars of wood	281.075	1.387.447	168.866	1.069.539
44160010	Staves	3.750	5.750	16.253	33.960
44160090	Casks, barrels, vats, tubs and other coopers' products and parts thereof, of wood	-	2.699	-	9.527
44170090	Tools, tool bodies, tool handles, broom or brush bodies and handles, of wood	55.764	766.799	143.936	1.971.569
44181100	Windows, French-windows and their frames, of tropical wood	103.054	270.583	183.492	405.776
44181900	Windows, French-windows and their frames, of other than tropical wood	1.150	586.568	12.551	885.289
44182100	Doors and their frames and thresholds, of tropical wood	2.758.808	6.474.420	6.018.248	14.526.955
44182900	Doors and their frames and thresholds, of other than tropical wood	5.358.897	46.410.655	11.437.055	100.142.129
44183000	Posts and beams other than products of subheadings 441881 to 441889	-	31.654	-	144.878
44185000	Shingles and shakes	24.042	124.378	16.759	99.554

Tabel 3 : Ekspor Indonesia menurut Komoditi (Kode HS 8 digit)

Mei 2022

Kode H S	Uraian golongan barang	Berat bersih (Kg)		Nilai F.O.B. (U S \$)	
		Bulan ini	Kumulatif	Bulan ini	Kumulatif
(1)	(2)	(3)	(4)	(5)	(6)
44187310	Assembled flooring panels, of bamboo or with at least the top layer (wear layer) of bamboo, for mosaic flooring	37	204	386	2.343
44187400	Assembled flooring panels, other than of bamboo or with at least the top layer (wear layer) of bamboo, for mosaic flooring	679	11.225	5.558	51.277
44187500	Assembled flooring panels, other than of bamboo or with at least the top layer (wear layer) of bamboo, other than mosaic flooring, multilayer	1.841.415	11.544.743	5.626.067	34.772.318
44187900	Assembled flooring panels, other than of bamboo or with at least the top layer (wear layer) of bamboo, other than mosaic flooring, other than multilayer	853.567	5.249.528	2.193.157	13.037.107
44188110	Engineered structural timber products, glue-laminated timber (glulam), in block shape	898.571	2.204.585	2.096.087	5.273.963
44188190	Engineered structural timber products, glue-laminated timber, in other than block shape	918.935	4.314.208	1.907.229	7.176.075
44188200	Engineered structural timber products, cross-laminated timber (CLT or X-lam)	-	10.037	-	25.894
44188900	Engineered structural timber products, other than cross-laminated timber (CLT or X-lam) and I beams	817	817	5.784	5.784
44189100	Builders' joinery and carpentry of wood, other than HS 44181100-44188900, of bamboo	-	15	-	573
44189200	Builders' joinery and carpentry of wood, other than HS 44181100-44188900, of cellular wood panels	1.032.822	16.331.256	1.348.141	26.992.106
44189900	Builders' joinery and carpentry of wood, other than HS 44181100-44188900, other than of bamboo and cellular wood panels	4.891.353	22.785.039	6.838.140	38.577.301
44191100	Bread boards, chopping boards, and similar boards of bamboo	367	697	405	3.828
44191200	Chopsticks of bamboo	0	925	18	416
44191900	Tableware and kitchenware, of bamboo, other than HS 44191100-44191200	115	4.691	962	62.358
44192000	Tableware and kitchenware, of tropical wood	281.927	832.169	1.117.188	2.815.125
44199000	Tableware and kitchenware, other than of bamboo and tropical wood	278.994	3.417.444	763.711	10.670.016
44201100	Statuettes and other ornaments, of tropical wood	507.212	1.366.826	1.825.919	4.700.400
44201900	Statuettes and other ornaments, other than of tropical wood	426.689	5.002.732	1.624.786	20.775.358
44209010	Wooden articles of furniture not falling in Chapter 94	268.158	1.677.624	566.651	4.700.177
44209020	Boxes and other small containers intended for and suitable for carrying in the pocket, in the handbag or on the person of wood	-	50	-	450
44209090	Wood marquetry and inlaid wood, caskets and cases for jewellery or cutlery, and similar articles, of wood	4.329	62.792	13.415	139.453
44211000	Clothes hangers of wood	1.146	16.243	7.565	118.363
44212000	Coffins of wood	8.410	27.072	22.629	100.434
44219110	Spools, cops and bobbins, sewing thread reels and the like of bamboo	-	57	-	445
44219130	Candy sticks, ice-cream sticks and ice-cream spoons of bamboo	238	266	148	409
44219140	Fans and handscreens, frames and handles therefor, and parts thereof of bamboo	34	128	161	2.340
44219150	Prayer beads of bamboo	44	235	3.906	11.477
44219160	Toothpicks of bamboo	-	351	-	1.293
44219190	Article of bamboo, other than HS 44219110 - HS 44219160	22.886	73.592	28.293	112.393
44219910	Spools, cops and bobbins, sewing thread reels and the like of other than bamboo	-	119	-	1.138
44219920	Match splints of other than bamboo	-	24	-	176
44219930	Wooden pegs or pins for footwear of other than bamboo	-	9.700	-	40.125
44219940	Candy sticks, icecream sticks and icecream spoons of other than bamboo	-	13.241	-	27.684
44219970	Fans and handscreens, frames and handles therefor, and parts thereof of other than bamboo	-	17.516	-	81.207
44219980	Toothpicks of other than bamboo	-	145	-	273

Tabel 3 : Ekspor Indonesia menurut Komoditi (Kode HS 8 digit)

Mei 2022

Kode H S	Uraian golongan barang	Berat bersih (Kg)		Nilai F.O.B. (U S \$)	
		Bulan ini	Kumulatif	Bulan ini	Kumulatif
(1)	(2)	(3)	(4)	(5)	(6)
44219993	Prayer beads of other than bamboo	2	151	81	1.917
44219994	Other beads of other than bamboo	17	3.010	889	17.568
44219995	Sticks of a kind used for making joss sticks, of other than bamboo	-	7.222	-	7.222
44219996	Barecore, of other than bamboo	16.865.520	162.859.736	9.794.704	95.632.750
44219999	Article of wood, other than bamboo, articles other than HS 44219910 - HS 44219996	731.598	2.502.859	975.767	2.676.507
45011000	Natural cork, raw or simply prepared	-	581	-	767
45019000	Waste cork, crushed, granulated or ground cork	-	58	-	82
45020000	Natural cork, debacked or roughly squared or rectangular blocks, plates, sheets or strip (include sharpedged blanks for corks or stoppers)	5.891	12.093	22.351	58.915
45039000	Articles of natural cork, other than corks and stoppers	460	27.964	1.053	20.265
45041000	Blocks, plates, sheets and strip, tiles of any shape, solid cylinders (including discs), of agglomerated cork	-	4.736	-	49.016
45049000	Articles of agglomerated cork other than blocks, plates, sheets and strip, tiles of any shape, solid cylinders, including discs.	-	2.237	-	25.155
46012100	Plaiting materials, plaits and similar products of plaiting materials, mats, matting and screens, of bambo	11.707	146.749	33.662	338.071
46012200	Plaiting materials, plaits and similar products of plaiting materials, mats, matting and screens, of rattan	37.821	239.848	421.955	3.315.714
46012900	Plaiting materials, plaits and similar products, mats, matting and screens, of vegetable materials other than bamboo and rattan	22.772	168.424	177.473	1.172.115
46019210	Plaits and similar products of plaiting materials, whether or not assembled into strips of bamboo	15.066	17.453	2.420	10.835
46019220	Fans and handscreens, frames and handles therefor, and parts thereof of bamboo	26	437	222	1.101
46019290	Plaiting materials, plaits and similar products of plaiting materials, of bamboo, other than HS 46019210 - HS 46019220	146.907	682.529	115.457	727.386
46019310	Plaits and similar products of plaiting materials, whether or not assembled into strips of rattan	5.467	36.157	103.156	510.536
46019320	Fans and handscreens, frames and handles therefor, and parts thereof of rattan	983	7.687	20.118	151.441
46019390	Plaiting materials, plaits and similar products of plaiting materials, of rattan, other than HS 46019310 - HS 46019320	1.589	28.119	50.404	307.198
46019410	Plaits and similar products of plaiting materials, whether or not assembled into strips of vegetable materials	755	8.440	41.247	227.172
46019420	Fans and handscreens, frames and handles therefor, and parts thereof of vegetable materials	-	194	-	1.421
46019490	Plaiting materials, plaits&similar products of plaiting materials,of vegetable materials, other than HS 46019410- 46019420	748	12.512	3.124	75.774
46019910	Mats and matting of other than bamboo, rattan, and other vegetable materials	-	1	-	29
46019920	Plaits and similar products of plaiting materials, whether or not assembled into strips	966	20.041	698	114.287
46019930	Fans and handscreens, frames and handles therefor, and parts thereof of other than bamboo, rattan, and other vegetable materials	5	9	45	101
46019990	Plaiting materials, plaits and similar product of plaiting material, product of non-vegetable materials, other than HS 46019910-46019930	32.279	218.200	69.157	587.048
46021110	Travelling bags and suitcases of bamboo	1	98	59	2.674
46021120	Envelopes for bottles of bamboo	-	12	-	2.311
46021190	Basketwork, wickerwork and other articles, of bamboo, other than HS 46021110 - HS 46021120	104.235	863.513	542.598	3.993.303
46021210	Travelling bags and suitcases of rattan	77.143	541.365	566.261	3.814.152
46021220	Envelopes for bottles of rattan	-	3.415	-	14.202

Tabel 3 : Ekspor Indonesia menurut Komoditi (Kode HS 8 digit)

Mei 2022

Kode H S	Uraian golongan barang	Berat bersih (Kg)		Nilai F.O.B. (U S \$)	
		Bulan ini	Kumulatif	Bulan ini	Kumulatif
(1)	(2)	(3)	(4)	(5)	(6)
46021290	Basketwork, wickerwork and other articles, of rattan, other than HS 46021210 - HS 46021220	715.102	5.397.922	3.218.535	26.918.184
46021910	Travelling bags and suitcases of vegetable materials other than of bamboo and rattan	32.791	232.871	198.392	1.738.139
46021920	Envelopes for bottles of vegetable materials other than of bamboo and rattan	-	1.799	-	12.556
46021990	Basketwork, wickerwork and other articles, of vegetable materials other than bamboo and rattan, other than HS 46021910 - 46021920	323.138	2.711.260	2.208.040	17.192.255
46029010	Travelling bags and suitcases of other than vegetable materials	13.743	113.928	69.461	763.545
46029090	Basketwork, wickerwork and other articles, of other than vegetable materials, other than HS 46029010 - HS 46029020	41.934	325.264	334.683	2.420.553
47020020	Chemical wood pulp, dissolving grades, of non-coniferous	72.273.854	513.800.171	50.556.886	320.354.208
47031900	Chemical wood pulp, soda or sulphate other than dissolving grades, unbleached, of non-coniferous wood	-	41.000.000	-	21.383.200
47032900	Chemical wood pulp, soda or sulphate other than dissolving grades, semi-bleached or bleached, of non-coniferous wood	311.085.805	1.775.390.516	184.127.156	961.964.899
47062000	Pulp of fibres derived from recovered (waste and scrap) paper or paperboard	13.927.557	103.587.140	3.418.396	15.941.361
47063000	Pulps of fibres derived from bamboo	-	980	-	900
47069100	Pulps of fibres derived from other fibrous cellulosic material obtained by mechanical processes	54.432	377.328	397.855	745.836
47069200	Pulps of fibres derived from other fibrous cellulosic material obtained by chemical processes	1.200	1.201	4.881	4.886
47069390	Pulps of fibres derived from other fibrous cellulosic material obtained by a combination of mechanical and chemical processes, other than abaca pulp	1	1	1	1
47071000	Recovered (waste and scrap) unbleached kraft paper or paperboard or corrugated paper or paperboard	304.691	1.588.807	49.600	254.320
47072000	Recovered (waste and scrap) other paper or paperboard made mainly of bleached chemical pulp, not coloured in the mass	29	38	2.992	2.993
47073000	Paper or paperboard, waste and scrap, made mainly of mechanical pulp (e.g newspapers, journals & similar printed matter)	-	1.634.660	-	625.928
47079000	Paper or paperboard (waste and scrap), of paper or paperboard n.e.c. sub heading 470710 - 470730 and of unsorted waste and scrap	627.894	3.547.890	82.177	428.265
48010011	Newsprint, weighing not more than 55 g/m2, In rolls, of a width exceeding 28 cm but not exceeding 36 cm	1.004.606	2.264.336	813.701	1.795.390
48010012	Newsprint, weighing not more than 55 g/m2, In rolls, other than HS 48010011	6.149.385	19.138.966	4.534.397	13.528.213
48010014	Newsprint, weighing not more than 55g/m2, in sheets, square or rectangular, one side >36 cm, and other side >15 cm in the unfolded state	5	12.129	15	12.078
48010024	Newsprint, weighing more than 55g/m2, in sheets, square or rectangular, one side >36 cm, and other side >15 cm in the unfolded state	75	4.854	38	6.338
48021000	Hand-made paper and paperboard	-	21.560	-	19.484
48022090	Uncoated paper and paperboard in rolls of more than 15 cm in width or in rectangular sheet of which no side more than 36 cm in the unfolded state	-	4.626	-	7.412
48025429	Paperboard, o.t. carbonising base paper weighing <20g/m2, in rolls of >15cm, in width or rectangular sheet of which no side > 36cm, unfold state, weighing <40g/m2	-	42.159	-	56.498
48025450	Uncoated paper and paperboard, multi-ply paper and paperboard	-	3	-	20
48025490	Carbonising base paper, other than HS 48025430 - HS 48025450	-	318.483	-	469.199
48025569	Paper and paperboard of a kind used for writing, printing and other graphic purposes, of a width exceeding 15 cm	4.939.461	43.401.589	4.356.514	33.831.535

Tabel 3 : Ekspor Indonesia menurut Komoditi (Kode HS 8 digit)

Mei 2022

Kode H S	Uraian golongan barang	Berat bersih (Kg)		Nilai F.O.B. (U S \$)	
		Bulan ini	Kumulatif	Bulan ini	Kumulatif
(1)	(2)	(3)	(4)	(5)	(6)
48025590	Paper and paperboard, other than multi-ply paper	43.850.296	296.506.259	33.889.646	200.792.727
48025641	Paper and paperboard of a kind used for writing, printing and other graphic purposes, width <36cm in rectangular sheet, unfolded state	19.207.029	98.027.300	16.564.637	81.021.856
48025690	Paper and paperboard, used for writing, printing and other graphic purposes, 40-150 g/m2, 1 side <435mm and other side <297mm, other than multi-ply paper	91.811.717	529.618.504	72.884.574	407.381.024
48025729	Paper and paperboard, used for writing, printing and other graphic purposes, with no side ≤36cm, unfolded state, weight 40-150 g/m2	7.366.176	36.444.064	6.881.938	30.058.763
48025790	Paper and paperboard, other than multi-ply paper, unfolded state, weighing 40 g/m2-150 g/m2	28.643.902	141.739.143	22.835.468	106.864.244
48025829	Fancy paper and paperboard, in rolls of width > 15 cm in rectangular sheet with one side ≤ 36cm and other side ≤ 15 cm, weighing ≥150 g/m2, unfolded state	14.631	24.118	27.546	50.985
48025831	Paper and paperboard, for writing, printing and other graph purpose, in rolls of width > 15 cm in rectangular shape,with no side > 36cm, unfolded state, weighing ≥150 g/m2	263.321	894.491	320.777	1.016.973
48025839	Paper and paperboard, for writing, printing and other graph purpose, in rolls of width ≤ 15 cm in rectangular shape, with no side > 36cm, unfolded state, weighing ≥150 g/m2	4.515.675	22.219.521	4.392.946	19.934.659
48025891	Paper and paperboard, weighing 150g/m2 - 225 g/m2, unfolded state, other than HS 48025821 - HS 48025840	2.633.804	16.470.636	2.598.306	13.429.824
48025899	Paper and paperboard, weighing < 150g/m2, unfolded state, other than HS 48025821 - HS 48025840	1.935.542	13.606.413	1.849.804	12.170.230
48026221	Fancy paper and paperboard, other than rectangular sheets with one side ≤ 36cm and the other side ≤ 15 cm in unfolded state, weighing 150 g/m2 - 225 g/m2, in sheet	20.199	20.199	54.304	54.304
48026229	Fancy paper and paperboard other than rectangular (including square) sheets with one side ≤ 36cm and the other side ≤ 15 cm in unfolded state, weighing < 150 g/m2 or > 225 g/m2, in sheet	-	12.801	-	34.388
48030030	Toilet or facial tissue stock, towel or napkin stock and similar paper, of cellulose wadding or of webs of cellulose fibres	-	2.025	-	3.585
48030090	Toilet or facial tissue stock, towel or napkin stock and similar paper, of other than cellulose wedding/webs of cellulose fibres	65.145.282	263.259.298	71.620.211	281.743.673
48041100	Kraftliner, unbleached	-	2	-	15
48041900	Kraftliner, bleached	8.543	18.916	7.576	16.702
48042190	Sack kraft paper, unbleached, of other than kind used for making cement bags	407.680	1.539.417	259.659	977.323
48042990	Sack kraft paper, bleached, of other than kind used for making cement bags	-	43.923	-	42.748
48043190	Kraft paper and paperboard weighing 150 g/m2 or less, unbleached, other than HS 48043110 - HS 48043150	767.315	3.455.610	886.303	3.637.640
48043990	Kraft paper and paperboard weighing 150 g/m2 or less, bleached, other than HS 48043910 and HS 48043920	2.807.173	15.804.965	3.209.299	16.682.287
48044190	Kraft paper and paperboard weighing 150 g/m2 - 225 g/m2, unbleached, other than electrical grade insulating kraft paper	-	56.927	-	62.420
48044290	Paper and paperboard not used for making food package, bleached uniformly > 95% by total of fibre content of wood fibre chemically	773.717	13.278.270	906.421	13.893.875
48044910	Paper and paperboard a kind used for making food packaging, bleached uniformly throughout the mass and not less than 95% by weight	-	4	-	600
48051100	Semichemical fluting paper	1.079.385	5.011.573	890.333	3.859.650
48051910	Fluting paper other than semichemical and straw, weighing more than 150 g/m2 but less than 225 g/m2	1.072.211	8.894.209	601.636	5.269.240
48051990	Fluting paper other than semichemical and straw, weighing less than 150 g/m2 or more than 225 g/m2	50.955.799	225.520.953	24.406.072	109.023.757
48052400	Testliner (recycled liner board), weighing 150 g/m2 or less	4.534.006	15.585.615	2.215.597	7.815.978

Tabel 3 : Ekspor Indonesia menurut Komoditi (Kode HS 8 digit)

Mei 2022

Kode H S	Uraian golongan barang	Berat bersih (Kg)		Nilai F.O.B. (U S \$)	
		Bulan ini	Kumulatif	Bulan ini	Kumulatif
(1)	(2)	(3)	(4)	(5)	(6)
48052510	Testliner (recycled liner board), Weighing more than 150 g/m2 but less than 225 g/m2	571.709	2.262.092	289.984	1.128.251
48052590	Testliner (recycled liner board), weighing equal or more than 225 g/m2	205.309	325.968	120.910	187.273
48053090	Sulphite wrapping paper, other than coloured paper of a kind used for wrapping wooden match box	35	160	1	288
48055000	Felt paper and paperboard	2.910.869	16.535.608	2.455.706	11.515.135
48059190	Paper other than for packing of flat glass products, resin content by weight of 0.6% or less and manufacture joss paper, weighing 150 g/m2 or less	6.477.380	31.453.761	4.981.243	23.915.389
48059210	Multiply paper and paperboard, uncoated paper and paperboard, in rolls or sheets, weighing more than 150 g/m2 but less than 225 g/m2	210.986	339.097	144.525	240.311
48059290	Uncoated paper and paperboard, in rolls or sheets, weighing more than 150 g/m2 but less than 225 g/m2, other than multiply paper and paperboard	411.822	1.837.252	305.368	1.314.649
48059310	Multiply paper and paperboard, uncoated paper and paperboard, in rolls or sheets, weighing 225 g/m2 or more	1.864.379	7.991.464	1.001.931	4.312.085
48062000	Greaseproof papers	1.233.915	8.660.495	1.961.295	12.725.149
48063000	Tracing papers	9	1.391	47	7.416
48064000	Glassine and other glazed transparent or translucent papers	55.099	246.715	67.173	423.099
48070000	Composite paper and paperboard, not surface-coated or impregnated, whether or not internally reinforced, in rolls or sheets	-	0	-	0
48081000	Corrugated paper and paperboard, whether or not perforated	-	806	-	4.124
48089030	Paper and paperboard, embossed paper	-	16.645	-	31.067
48089090	Paper and paperboard, other than HS code 48089020 - 48089030	-	26.116	-	31.511
48092000	Self-copy paper	4.005.412	23.572.172	6.199.046	34.080.681
48101399	Paper and paperboard, not printed, of a width of more than 150 mm, in rolls	3.695.824	16.405.310	5.363.079	21.382.450
48101499	Paper and paperboard, not printed, of which no side less than 360 mm, in sheets with one side less than 435 mm and the other side less than 297 mm unfolded state	140.860	1.002.270	146.279	951.688
48101910	Paper and paperboard, printed for self-record apparatus, no side exceed 360mm unfold state, have <10% weight, contain fibre of chemical or mechanical process, one side >435 mm and other side >297mm	130.329	900.437	523.298	3.089.724
48101990	Paper and paperboard, not printed for self-record apparatus, no side exceed 360mm unfold state, have <10% weight, contain fibre of chemical/mechanical process, one side >435 mm and other side >297mm	1.693.465	10.892.569	2.536.358	15.601.908
48102999	Paper and paperboard, not printed for self-record apparatus, in rolls of a width of >150 mm, or in sheets of which no side less than 360 mm in the unfolded state, other than lightweight coated paper	11.777.496	60.782.512	13.175.383	65.679.364
48103290	Kraft paper and paperboard, bleached in rolls of ≤150 mm width or in sheets of no side >360 mm in the unfolded state weighing more than 150g/m2	47.684	534.152	53.977	543.277
48109290	Paper and paperboard, multi-ply, in rolls of >150 mm in width or sheets of which side >360 mm in the unfolded state	8.236.788	38.132.625	6.580.701	30.687.204
48109990	Paper and paperboard, other than multi-ply, in rolls of >150mm in width or sheets of which side >360mm in the unfolded state	-	91.712	-	116.402
48111090	Tarred, bituminised or asphalted paper and paperboard, in rolls of >15 cm in width, in rectangular (include square), or in sheets of which side >36cm unfolded	-	17.500	-	39.450
48114120	Gummed or adhesive paper and paperboard, self-adhesive, in rolls of <15cm in width or in rectangular (include square) sheets of which side <36cm unfolded	25.668	52.711	51.440	108.079

Tabel 3 : Ekspor Indonesia menurut Komoditi (Kode HS 8 digit)

Mei 2022

Kode H S	Uraian golongan barang	Berat bersih (Kg)		Nilai F.O.B. (U S \$)	
		Bulan ini	Kumulatif	Bulan ini	Kumulatif
(1)	(2)	(3)	(4)	(5)	(6)
48114190	Gummed or adhesive paper and paperboard, self-adhesive, in rolls of >15cm in width or in rectangular (include square) sheets of which side >36cm unfolded	880.700	5.127.884	2.178.476	12.773.035
48114900	Gummed or adhesive paper and paperboard, other than self-adhesive	12.107	42.646	31.511	129.677
48115920	Paper and paperboard covered on both faces with transparent films of plastics and with a lining of aluminium foil, for the packaging of liquid food products, bleached, weigh ≤150 g/m ²	-	550	-	1.071
48115999	Paper and paperboard coated, bleached, weigh ≤150g/m ² , in roll of >15cm in width, or in sheets of which side >36cm unfold state, other than floor covering	1.714.874	10.089.636	2.652.864	14.658.590
48119091	Paper and paperboard, cellulose wadding and web cellulose fibre, in roll >15cm width or rectangular sheets of which side <36cm unfold state, floor coverings	-	748	-	1.725
48119099	Paper, paperboard, cellulose wadding and webs of cellulose fibres other than HS 48119091 - 48119092	1.280.668	5.329.161	2.644.106	10.433.279
48131000	Cigarette paper, in the form of booklets or tubes.	153.022	777.796	4.552.581	22.991.280
48132010	Cigarette tipping paper, in rolls of width not exceeding 5 cm	-	3.077.686	-	5.672.794
48132021	Tobacco wrapping paper, uncoated, in rolls of width not exceeding 5 cm	22.382	160.753	182.261	583.177
48132023	Plug wrap paper having a porosity of not more than 12 cm ³ (min- 1cm ⁻²) in CORESTA Air Permeability unit, uncoated, in rolls of width not exceeding 5 cm	268.273	268.318	417.673	417.878
48132029	Cigarette paper other than tobacco wrapping paper and plug wrap paper, uncoated, in rolls of width not exceeding 5 cm	436.564	945.052	914.302	1.877.309
48132032	Plug wrap paper, coated, in rolls of width not exceeding 5 cm	2.674	46.242	4.795	92.155
48139012	Cigarette tipping paper, coated, in rolls of a width exceeding 5 cm	168.708	211.306	315.292	385.566
48139019	Cigarette paper, other than tobacco wrapping paper and tipping paper, coated, in rolls of a width exceeding 5 cm	-	291.481	-	477.331
48139099	Cigarette paper, oter than tobacco wrapping paper, uncoated, in rolls of a width not exceeding 5 cm	61.604	433.975	107.910	1.006.917
48142099	Wallpaper and similar wall coverings, other than photo murals, of a width exceeding 60cm	8	43	183	1.015
48162010	Selfcopy paper (other than those of heading 4809), in rolls of a width exceeding 15 cm but not exceeding 36 cm	1.122.624	9.007.149	1.701.903	12.922.962
48162090	Self-copy paper (other than those of heading 4809), in rolls except of a width exceeding 15 cm but exceeding 36 cm	-	572.358	-	842.188
48169090	Paper, carbon paper and other copying or transfer papers (other than those of heading no 4809), other than HS 48162010-48169050	-	595.959	-	721.994
48171000	Envelopes	77.869	1.039.170	167.534	2.041.564
48172000	Letter cards, plain postcards and correspondence cards	-	483	-	6.419
48173000	Boxes, pouches, wallets and writing compendiums, of paper or paperboard, containing an assortment of paper stationery	-	13.009	-	32.480
48181000	Toilet paper	1.420.877	7.095.668	2.025.781	8.643.125
48182000	Handkerchiefs, cleansing or facial tissues and towels	4.101.530	21.464.482	5.924.414	31.009.614
48183020	Serviettes	232.796	1.472.257	357.839	2.178.197
48185000	Articles of apparel and clothing accessories, of paper pulp, paper	-	5	-	65
48189000	Cellulose wadding or webs of cellulose fibres, of a kind used for household or sanitary purposes, in rolls of a width not exceeding 36 cm, or cut to size or shape	98.815	449.932	108.894	530.536
48191000	Cartons, boxes and cases of corrugated paper or paperboard	652.162	3.429.718	843.821	5.038.068
48192000	Folding cartons, boxes and cases of non-corrugated paper or paperboard	502.050	3.015.984	1.465.707	8.170.063
48193000	Sacks and bags having a base of a width of 40 cm or more	190.677	1.095.522	404.266	2.487.133
48194000	Other sacks and bags of paper, paperboard, cellulose wadding or webs of cellulose fibres, including cones	1.495.062	10.575.275	4.654.251	30.389.120

Tabel 3 : Ekspor Indonesia menurut Komoditi (Kode HS 8 digit)

Mei 2022

Kode H S	Uraian golongan barang	Berat bersih (Kg)		Nilai F.O.B. (U S \$)	
		Bulan ini	Kumulatif	Bulan ini	Kumulatif
(1)	(2)	(3)	(4)	(5)	(6)
48195000	Other packing containers of paper, paperboard, cellulose wadding or webs of cellulose fibres, including record sleeves	695.641	4.320.123	2.865.196	15.840.750
48196000	Box files, letter trays, storage boxes and similar articles, of a kind used in offices, shops or the like	235.178	422.652	347.238	454.702
48201000	Registers, account books, note books, order books, receipt books, letter pads, memorandum pads, diaries and similar articles	1.511.859	10.136.807	2.434.727	15.056.335
48202000	Exercise books	4.261.741	14.345.802	5.361.524	19.396.577
48203000	Binders (other than book covers), folders and file covers	184.126	957.794	356.025	1.887.804
48204000	Manifold business forms and interleaved carbon sets	197.255	1.146.921	319.840	1.792.285
48205000	Albums for samples or for collections of paper or paperboard	633	22.140	10.381	356.964
48209000	Other articles of stationery of paper or paperboard	93.278	623.156	371.808	1.497.628
48211010	Labels of a kind used for jewellery, including objects of personal adornment or articles of personal use normally carried in the pocket, in the handbag or on the person; printed	0	696	3	7.762
48211090	Other than labels of a kind used for jewellery, including objects of personal adornment or articles of personal use normally carried in the pocket, in the handbag or on the person; printed	516	810	1.224	17.941
48219010	Labels of a kind used for jewellery, including objects of personal adornment or articles of personal use normally carried in the pocket, in the handbag or on the person; not printed	3	11	39	127
48219090	Other than labels of a kind used for jewellery, including objects of personal adornment or articles of personal use normally carried in the pocket, in the handbag or on the person; not printed	20	2.802	1.437	32.212
48221010	Bobbins, spools, cops and similar supports of paper pulp, paper or paperboard (whether or not perforated or hardened); of a kind used for winding textile yarn; cones	151.492	1.405.639	166.143	1.624.926
48221090	Bobbins, spools, cops and similar supports of paper pulp, paper or paperboard (whether or not perforated or hardened); of a kind used for winding textile yarn; other than cones	10.173	45.650	13.755	61.308
48229090	Bobbins, spools, cops and similar supports of paper pulp, paper or paperboard (whether or not perforated or hardened); other than of a kind used for winding textile yarn; other than cones	95.756	835.765	188.860	1.327.697
48232090	Filter paper and paperboard, other than in strips, rolls or sheets	23.598	68.520	27.500	104.842
48234090	Rolls, sheets and dials, printed for self-recording apparatus, other than for electromedical apparatus	37.285	530.404	77.640	977.322
48236900	Trays, dishes, plates, cups and the like, of paper or paperboard, other than of bamboo	744.020	4.289.609	2.483.133	14.492.933
48237000	Moulded or pressed articles of paper pulp	1.401	3.031	3.793	9.275
48239020	Display cards of a kind used for jewellery, including objects of personal adornment or articles of personal use normally carried in the pocket, in the handbag or on the person	622.855	3.099.362	461.348	2.222.052
48239040	Paper tube sets of a kind used for the manufacture of fireworks	5.133	33.416	24.957	168.267
48239070	Fans and handscreens	-	1	-	7
48239092	Joss paper	120.515	617.183	75.095	392.526
48239096	Other than kraft paper in rolls of a width of 209 mm of a kind used as wrapper for dynamite sticks, cut to shape other than rectangular or square	-	143.536	-	247.774
48239099	Other articles of paper pulp, paper, paperboard, cellulose wadding or webs of cellulose fibres; n.e.c. in heading 4823	288.597	1.548.883	1.827.755	8.640.306
49011000	Printed books, brochures, leaflets and similar printed matter in single sheets, whether or not folded	25.233	271.027	151.850	1.609.309
49019910	Educational, technical, scientific, historical or cultural books	50.684	206.438	169.563	944.480

Tabel 3 : Ekspor Indonesia menurut Komoditi (Kode HS 8 digit)

Mei 2022

Kode H S	Uraian golongan barang	Berat bersih (Kg)		Nilai F.O.B. (U S \$)	
		Bulan ini	Kumulatif	Bulan ini	Kumulatif
(1)	(2)	(3)	(4)	(5)	(6)
49019990	Printed books, brochures, leaflets and similar printed matter not in single sheets, whether or not folded; other than educational, technical, scientific, historical or cultural books	152.314	592.634	625.299	2.536.770
49021000	Newspapers, journals and periodicals, whether or not illustrated or containing advertising material; appearing at least four times a week	102	731	106	645
49029010	Educational, technical, scientific, historical or cultural journals and periodicals	4.937	54.090	90.983	543.340
49029090	Newspapers, journals and periodicals, whether or not illustrated or containing advertising material; other than educational, technical, scientific, historical or cultural journals and periodicals	57	319	1.535	4.927
49030000	Children's picture, drawing or colouring books	10.972	61.391	42.953	268.952
49040000	Music, printed or in manuscript, whether or not bound or illustrated	7	7	342	342
49052000	Maps and hydrographic or similar charts of all kinds, including atlases, wall maps, topographical plans and globes, printed; in book form	1.050	4.910	77	4.535
49059000	Maps and hydrographic or similar charts of all kinds, including atlases, wall maps, topographical plans and globes, printed; other than in book form	13	177	749	12.008
49060000	Plans&drawings for architect,engineer,industry,commercial,topograph/similar purpose,being original hand-drawn;hand-written text;photographic reproduction on sensitised paper&carbon copy of foregoing	218	725	11.806	33.250
49070021	Unused postage stamps	2.713	2.722	84.148	84.504
49070029	Unused revenue or similar stamps	51	483	2.403	13.385
49070060	Stock, share or bond certificates and similar documents of title	1	764	1	90.232
49070090	Stamp-impressed paper; n.e.c. in heading 4907	50.882	289.595	233.037	1.778.144
49081000	Transfers (decalcomanias), vitrifiable	1.993	26.085	14.781	228.051
49089000	Transfers (decalcomanias), not vitrifiable	1.079	5.356	57.703	197.260
49090000	Printed or illustrated postcards; printed cards bearing personal greetings, messages or announcements, whether or not illustrated, with or without envelopes or trimmings	42.960	242.567	144.299	1.285.915
49100000	Calendars of any kind, printed, including calendar blocks	809	7.689	15.796	141.679
49111010	Trade advertising material, commercial catalogues and the like; catalogues listing only educational, technical, scientific, historical or cultural books and publications	565	12.702	4.489	77.691
49111090	Trade advertising material, commercial catalogues and the like; other than catalogues listing only educational, technical, scientific, historical or cultural books and publications	12.476	81.758	262.265	1.323.359
49119110	Designs	164	4.764	3.269	38.183
49119129	Pictures and photographs of a kind to be mounted for instructional purposes; other than anatomical and botanical	58	1.358	521	40.064
49119199	Pictures and photographs, other than of a kind to be mounted for instructional purposes; other than anatomical and botanical	18	6.192	315	51.973
49119910	Printed cards for jewellery or for small objects of personal adornment or articles of personal use normally carried in the pocket, handbag or on the person	253	3.492	1.109	8.225
49119920	Printed labels for explosives other than those of heading 4821	-	3	-	31
49119930	Educational, technical, scientific, historical or cultural material printed on a set of cards	2	49	253	727

Tabel 3 : Ekspor Indonesia menurut Komoditi (Kode HS 8 digit)

Mei 2022

Kode H S	Uraian golongan barang	Berat bersih (Kg)		Nilai F.O.B. (U S \$)	
		Bulan ini	Kumulatif	Bulan ini	Kumulatif
(1)	(2)	(3)	(4)	(5)	(6)
49119940	Printed matter which grants the right to access,install,reproduce/otherwise use software(games),data,internet content(in-game/in-app content)/services,or telecommunications services(mobile services)	17	38	5.486	5.673
49119990	Printed matter, other than trade advertising material, commercial catalogues and the like; other than pictures, designs and photographs, n.e.c. in heading 4911	13.399	151.703	149.785	875.079
50030000	Silk waste (including cocoons unsuitable for reeling, yarn waste and garnetted stock)	-	1.123	-	12.089
50050000	Yarn spun from silk waste, not put up for retail sale	-	0	-	24
50060000	Silk yarn and yarn spun from silk waste, put up for retail sale; silk-worm gut	1.401	10.734	1.379	34.999
50071030	Woven fabrics of noil silk, printed by the traditional batik process	-	67	-	288
50071090	Woven fabrics of noil silk, other than unbleached or bleached, other than printed by the traditional batik process	-	0	-	1
50072030	Woven fabrics, containing 85 % or more by weight of silk or of silk waste other than noil silk, printed by the traditional batik process	-	6	-	9
50072090	Woven fabrics, containing 85 % or more by weight of silk or of silk waste other than noil silk, other than unbleached or bleached, other than printed by the traditional batik process	-	543	-	2.710
50079020	Woven fabrics, containing less than 85 % by weight of silk or of silk waste other than noil silk, unbleached or bleached	-	1	-	21
50079030	Woven fabrics, containing less than 85 % by weight of silk or of silk waste other than noil silk, printed by the traditional batik process	-	92	-	2.734
50079090	Woven fabrics, containing less than 85 % by weight of silk or of silk waste other than noil silk, other than unbleached or bleached, other than printed by the traditional batik process	20	51	551	1.506
51011900	Wool, not carded or combed, greasy, including fleece-washed wool, other than shorn wool	-	1	-	5
51012900	Wool not carded or combed, degreased, not carbonised, other than shorn wool	3.490	7.325	905	1.933
51021900	Fine animal hair other than of kashmir (cashmere) goats, not carded or combed	-	50	-	450
51062000	Yarn of carded wool, not put up for retail sale, containing less than 85 % by weight of wool	-	1	-	2
51072000	Yarn of combed wool, not put up for retail sale, containing less than 85 % by weight of wool	44.816	181.077	73.385	281.605
51091000	Yarn of wool or of fine animal hair, put up for retail sale; containing 85 % or more by weight of wool or of fine animal hair	-	104	-	1.293
51099000	Yarn of wool or of fine animal hair, put up for retail sale; containing less than 85 % by weight of wool or of fine animal hair	-	18	-	26
51100000	Yarn of coarse animal hair or of horsehair (including gimped horsehair yarn), whether or not put up for retail sale	-	8.210	-	2.859
51111900	Woven fabrics of carded wool or of carded fine animal hair; containing 85 % or more by weight of wool or of fine animal hair; of a weight exceeding 300 g/m2	-	8	-	93
51112000	Woven fabrics of carded wool or of carded fine animal hair; containing less than 85 % by weight of wool or of fine animal hair; mixed mainly or solely with man-made filaments	-	3	-	95
51113000	Woven fabrics of carded wool or of carded fine animal hair; containing less than 85 % by weight of wool or of fine animal hair; mixed mainly or solely with man-made staple fibres	-	1	-	1
51121110	Woven fabrics of combed wool or of combed fine animal hair; containing 85 % or more by weight of wool or of fine animal hair; of a weight ≤ 200 g/m2; printed by the traditional batik process	-	29	-	315

Tabel 3 : Ekspor Indonesia menurut Komoditi (Kode HS 8 digit)

Mei 2022

Kode H S	Uraian golongan barang	Berat bersih (Kg)		Nilai F.O.B. (U S \$)	
		Bulan ini	Kumulatif	Bulan ini	Kumulatif
(1)	(2)	(3)	(4)	(5)	(6)
51121190	Woven fabrics of combed wool or of combed fine animal hair; containing 85 % or more by weight of wool or of fine animal hair; of a weight ≤ 200 g/m ² ; oth than printed by the traditional batik process	-	62	-	2.422
51121990	Woven fabrics of combed wool or of combed fine animal hair; containing 85 % or more by weight of wool or of fine animal hair; of a weight > 200 g/m ² ; oth than printed by the traditional batik process	-	5	-	118
51122000	Woven fabrics of combed wool or of combed fine animal hair; containing < 85 % by weight of wool or of fine animal hair; mixed mainly or solely with man-made filaments	-	47	-	2.310
51123000	Woven fabrics of combed wool or of combed fine animal hair; containing < 85 % by weight of wool or of fine animal hair; mixed mainly or solely with man-made staple fibres	10	42	10	1.784
51129000	Woven fabrics of combed wool/of combed fine animal hair;containing<85 % by weight of wool or of fine animal hair;oth than mixed mainly or solely with man-made staple fibres/with man-made staple fibres	13	18	482	563
52010000	Cotton, not carded or combed	252.114	1.461.273	545.592	3.131.207
52021000	Cotton yarn waste (including thread waste)	0	141.601	1	175.735
52029100	Cotton waste, garnetted stock	31.870	95.571	51.023	138.455
52029900	Cotton waste, other than yarn waste, other than garnetted stock	1.023.489	4.512.847	1.641.471	6.828.800
52030000	Cotton, carded or combed	589.663	3.885.140	1.594.481	7.663.039
52041190	Cotton sewing thread; not put up for retail sale; containing 85 % or more by weight of cotton; other than unbleached	91	138	192	298
52041900	Cotton sewing thread; not put up for retail sale; containing less than 85 % by weight of cotton	113	15.303	1.068	29.550
52042000	Cotton sewing thread; put up for retail sale	654	5.807	865	4.917
52051100	Single yarn, of uncombed fibres; measuring 714.29 decitex or more (not exceeding 14 metric number)	106.316	1.236.922	107.754	2.411.120
52051200	Single yarn, of uncombed fibres; measuring less than 714.29 decitex but not less than 232.56 decitex (exceeding 14 metric number but not exceeding 43 metric number)	1.773.449	17.291.734	7.163.831	64.777.264
52051300	Single yarn, of uncombed fibres; measuring less than 232.56 decitex but not less than 192.31 decitex (exceeding 43 metric number but not exceeding 52 metric number)	1.354.972	11.050.162	6.500.488	50.158.118
52051400	Single yarn, of uncombed fibres; measuring less than 192.31 decitex but not less than 125 decitex (exceeding 52 metric number but not exceeding 80 metric number)	767.595	5.368.297	3.074.092	21.889.509
52052100	Single yarn, of combed fibres; measuring 714.29 decitex or more (not exceeding 14 metric number)	10	215.598	6	1.022.914
52052200	Single yarn, of combed fibres; measuring less than 714.29 decitex but not less than 232.56 decitex (exceeding 14 metric number but not exceeding 43 metric number)	894.011	4.510.248	4.369.147	21.483.144
52052300	Single yarn, of combed fibres; measuring less than 232.56 decitex but not less than 192.31 decitex (exceeding 43 metric number but not exceeding 52 metric number)	1.017.498	9.098.503	4.982.386	43.831.942
52052400	Single yarn, of combed fibres; measuring less than 192.31 decitex but not less than 125 decitex (exceeding 52 metric number but not exceeding 80 metric number)	1.128.172	5.014.980	6.122.198	26.795.800
52052600	Single yarn, of combed fibres; measuring less than 125 decitex (exceeding 80 metric number)	-	3.624	-	53.010
52052700	Single yarn, of combed fibres; measuring less than 106.38 decitex but not less than 83.33 decitex (exceeding 94 metric number but not exceeding 120 metric number)	7.258	26.854	71.865	257.891
52052800	Single yarn, of combed fibres; measuring less than 83.33 decitex (exceeding 120 metric number)	1	15.982	2	141.233
52053200	Multiple (folded)/ cabled yarn, of uncombed fibres; measuring per single yarn < 714.29 decitex but ≥ 232.56 decitex (exceeding 14 metric number but not exceeding 43 metric number per single yarn)	73.411	169.490	345.791	776.296

Tabel 3 : Ekspor Indonesia menurut Komoditi (Kode HS 8 digit)

Mei 2022

Kode H S	Uraian golongan barang	Berat bersih (Kg)		Nilai F.O.B. (U S \$)	
		Bulan ini	Kumulatif	Bulan ini	Kumulatif
(1)	(2)	(3)	(4)	(5)	(6)
52053300	Multiple (folded)/ cabled yarn, of uncombed fibres; measuring per single yarn < 232.56 decitex but ≥ 192.31 decitex (exceeding 43 metric number but not exceeding 52 metric number per single yarn)	23.406	185.568	117.570	901.319
52053400	Multiple (folded)/ cabled yarn, of uncombed fibres; measuring per single yarn < 192.31 decitex but ≥ 125 decitex (exceeding 52 metric number but not exceeding 80 metric number per single yarn)	51.086	230.020	244.984	1.069.352
52053500	Multiple (folded) or cabled yarn, of uncombed fibres; measuring per single yarn less than 125 decitex (exceeding 80 metric number per single yarn)	2	27.081	3	121.978
52054200	Multiple (folded) or cabled yarn, of combed fibres; measuring per single yarn < 714.29 decitex but ≥ 232.56 decitex (exceeding 14 metric number but not exceeding 43 metric number per single yarn)	9.234	9.268	56.384	56.766
52054300	Multiple (folded) or cabled yarn, of combed fibres; measuring per single yarn < 232.56 decitex but ≥ 192.31 decitex (exceeding 43 metric number but not exceeding 52 metric number per single yarn)	-	25.402	-	137.600
52054400	Multiple (folded)/ cabled yarn, of combed fibres; measuring per single yarn < 192.31 decitex but ≥ 125 decitex (exceeding 52 metric number but not exceeding 80 metric number per single yarn)	43.942	236.049	195.392	1.169.085
52054700	Multiple (folded) or cabled yarn, of combed fibres; measuring per single yarn < 106.38 decitex but ≥ 83.33 decitex (> 94 metric number but ≤ 120 metric number per single yarn)	13.041	54.826	110.778	435.334
52054800	Multiple (folded) or cabled yarn, of combed fibres; measuring per single yarn less than 83.33 decitex (exceeding 120 metric number per single yarn)	-	2.722	-	21.398
52061100	Single yarn, of uncombed fibres; measuring 714.29 decitex or more (not exceeding 14 metric number)	420.962	3.892.511	530.665	4.526.060
52061200	Single yarn, of uncombed fibres; measuring less than 714.29 decitex but not less than 232.56 decitex (exceeding 14 metric number but not exceeding 43 metric number)	164.685	3.839.689	422.979	13.830.386
52061300	Single yarn, of uncombed fibres; measuring less than 232.56 decitex but not less than 192.31 decitex (exceeding 43 metric number but not exceeding 52 metric number)	7.099	546.015	35.307	2.025.106
52061400	Single yarn, of uncombed fibres; measuring less than 192.31 decitex but not less than 125 decitex (exceeding 52 metric number but not exceeding 80 metric number)	43.602	253.459	200.799	1.143.400
52061500	Single yarn, of uncombed fibres; measuring less than 125 decitex (exceeding 80 metric number)	100	770.862	411	3.268.767
52062100	Single yarn, of combed fibres; measuring 714.29 decitex or more (not exceeding 14 metric number)	134.449	1.144.940	120.280	1.202.047
52062200	Single yarn, of combed fibres; measuring less than 714.29 decitex but not less than 232.56 decitex (exceeding 14 metric number but not exceeding 43 metric number)	1.250.347	5.039.261	5.264.473	19.393.816
52062300	Single yarn, of combed fibres; measuring less than 232.56 decitex but not less than 192.31 decitex (exceeding 43 metric number but not exceeding 52 metric number)	784.629	5.167.455	3.221.265	20.781.022
52062400	Single yarn, of combed fibres; measuring less than 192.31 decitex but not less than 125 decitex (exceeding 52 metric number but not exceeding 80 metric number)	150.209	2.380.677	643.046	10.563.902
52062500	Single yarn, of combed fibres; measuring less than 125 decitex (exceeding 80 metric number)	90	90	630	630
52063100	Multiple (folded) or cabled yarn, of uncombed fibres; measuring per single yarn 714.29 decitex or more (not exceeding 14 metric number per single yarn)	-	13.919	-	19.477
52063200	Multiple (folded) or cabled yarn, of uncombed fibres; measuring per single yarn < 714.29 decitex but ≥ 232.56 decitex (exceeding 14 metric number but not exceeding 43 metric number per single yarn)	19.721	54.695	43.564	122.669

Tabel 3 : Ekspor Indonesia menurut Komoditi (Kode HS 8 digit)

Mei 2022

Kode H S	Uraian golongan barang	Berat bersih (Kg)		Nilai F.O.B. (U S \$)	
		Bulan ini	Kumulatif	Bulan ini	Kumulatif
(1)	(2)	(3)	(4)	(5)	(6)
52064200	Multiple (folded) or cabled yarn, of combed fibres; measuring per single yarn < 714.29 decitex but ≥ 232.56 decitex (exceeding 14 metric number but not exceeding 43 metric number per single yarn)	-	27.988	-	144.675
52064300	Multiple (folded) or cabled yarn, of combed fibres; measuring per single yarn < 232.56 decitex but ≥ 192.31 decitex (exceeding 43 metric number but not exceeding 52 metric number per single yarn)	-	70.696	-	334.284
52064400	Multiple (folded) or cabled yarn, of combed fibres; measuring per single yarn < 192.31 decitex but ≥ 125 decitex (exceeding 52 metric number but not exceeding 80 metric number per single yarn)	-	23.111	-	125.367
52071000	Cotton yarn (other than sewing thread) put up for retail sale; containing 85% or more by weight of cotton	218	530	708	7.173
52079000	Cotton yarn (other than sewing thread) put up for retail sale; containing less than 85% by weight of cotton	1.493	45.014	1.524	81.759
52081100	Plain weave, weighing not more than 100 g/m2; unbleached; containing 85 % or more by weight of cotton	32.653	196.956	287.276	1.461.443
52081200	Plain weave, weighing more than 100 g/m2; unbleached; containing 85 % or more by weight of cotton	177.589	1.010.480	1.077.563	6.543.242
52081300	3-thread or 4-thread twill, including cross twill; unbleached; containing 85 % or more by weight of cotton	59.874	267.154	312.499	1.309.691
52081900	Woven fabrics of cotton, containing 85 % or more by weight of cotton; unbleached; other than those of subheading 520811-520813	44.140	270.338	257.630	1.554.093
52082100	Plain weave, weighing not more than 100 g/m2; bleached; containing 85 % or more by weight of cotton	1	4	2	46
52082200	Plain weave, weighing more than 100 g/m2; bleached; containing 85 % or more by weight of cotton	25.139	146.145	370.789	1.573.423
52082900	Woven fabrics of cotton, containing 85 % or more by weight of cotton; bleached; other than those of subheading 520821-520823	4.792	25.821	7.951	47.808
52083190	Other than voile; plain weave, weighing not more than 100 g/m2; dyed; containing 85 % or more by weight of cotton	-	13.581	-	126.503
52083200	Plain weave, weighing more than 100 g/m2; dyed; containing 85 % or more by weight of cotton	33.028	210.720	340.009	1.874.199
52083300	3-thread or 4-thread twill, including cross twill; dyed; containing 85 % or more by weight of cotton	-	291	-	3.239
52083900	Woven fabrics of cotton, containing 85 % or more by weight of cotton; dyed; other than those of subheading 520831-520839	1.424	9.051	24.676	62.944
52084190	Other than ikat fabric; plain weave, weighing not more than 100 g/m2; of yarn of different colour; containing 85 % or more by weight of cotton	-	178	-	362
52084210	Ikat fabric; plain weave, weighing more than 100 g/m2; of yarn of different colour; containing 85 % or more by weight of cotton	120	370	65	665
52084290	Other than ikat fabric; plain weave, weighing more than 100 g/m2; of yarn of different colour; containing 85 % or more by weight of cotton	-	20.447	-	44.931
52084300	3-thread or 4-thread twill, including cross twill; plain weave, weighing more than 100 g/m2; of yarn of different colour; containing 85 % or more by weight of cotton	12	44	6	32
52084900	Woven fabric of cotton, containing 85% or more by weight of cotton; of yarn of different colour; other than in subheading 520841-520843	-	12.385	-	124.968
52085110	Plain weave, weighing not more than 100g/m2; printed by the traditional batik process; containing 85 % or more by weight of cotton	31	160	497	3.788
52085190	Plain weave, weighing not more than 100g/m2; printed by other than the traditional batik process; containing 85 % or more by weight of cotton	1.474	29.002	32.490	587.279

Tabel 3 : Ekspor Indonesia menurut Komoditi (Kode HS 8 digit)

Mei 2022

Kode H S	Uraian golongan barang	Berat bersih (Kg)		Nilai F.O.B. (U S \$)	
		Bulan ini	Kumulatif	Bulan ini	Kumulatif
(1)	(2)	(3)	(4)	(5)	(6)
52085210	Plain weave, weighing more than 100g/m2; printed by the traditional batik process; containing 85 % or more by weight of cotton	20.320	148.878	339.936	2.618.601
52085290	Plain weave, weighing more than 100g/m2; printed by other than the traditional batik process; containing 85 % or more by weight of cotton	105.093	409.559	1.135.630	5.120.746
52085910	Woven fabrics; other than plain weave; printed by traditional batik process; containing 85 % or more by weight of cotton, weighing not more than 200 g/m2	6	7	88	93
52085990	Woven fabrics; oth than plain weave; printed by oth than traditional batik process; oth than 3-thread or 4-thread twill, including cross twill; containing ≥85% by weight of cotton, weighing < 200 g/m2	58	4.077	165	26.021
52091110	Duck and canvas; plain weave; unbleached; woven fabrics of cotton, containing ≥ 85 % by weight of cotton, weighing > 200 g/m2	1	104	1	3.831
52091190	Other than duck and canvas; plain weave; unbleached; woven fabrics of cotton, containing ≥ 85 % by weight of cotton, weighing > 200 g/m2	57.455	360.698	595.615	3.582.309
52091200	3-thread or 4-thread twill, including cross twill; unbleached; woven fabrics of cotton, containing ≥ 85 % by weight of cotton, weighing > 200 g/m2	73.993	270.964	349.884	1.325.467
52091900	Woven fabrics of cotton, containing ≥ 85 % by weight of cotton, weighing > 200 g/m2; unbleached; other than plain weave; other than 3-thread or 4-thread twill, including cross twill	1.366	48.757	14.855	197.512
52092100	Plain weave; bleached; woven fabrics of cotton, containing ≥ 85 % by weight of cotton, weighing > 200 g/m2	-	1.913	-	18.440
52092200	3-thread or 4-thread twill, including cross twill; bleached; woven fabrics of cotton, containing ≥ 85 % by weight of cotton, weighing > 200 g/m2	13.219	40.442	159.745	490.641
52092900	Woven fabrics of cotton, containing ≥ 85 % by weight of cotton, weighing > 200 g/m2; bleached; other than plain weave; other than 3-thread or 4-thread twill, including cross twill	12.589	14.086	88.598	99.381
52093100	Plain weave; dyed; woven fabrics of cotton, containing ≥ 85 % by weight of cotton, weighing > 200 g/m2	4.915	6.251	7.962	25.969
52093200	3-thread or 4-thread twill, including cross twill; dyed; woven fabrics of cotton, containing ≥ 85 % by weight of cotton, weighing > 200 g/m2	40.561	70.300	87.259	346.891
52093900	Woven fabrics of cotton, containing ≥ 85 % by weight of cotton, weighing > 200 g/m2; dyed; other than plain weave; other than 3-thread or 4-thread twill, including cross twill	16.809	101.786	166.517	1.030.988
52094200	Denim; of yarns of different colours; woven fabrics of cotton, containing ≥ 85 % by weight of cotton, weighing > 200 g/m2	215	19.013	311	130.728
52094900	Woven fabrics of cotton, containing ≥ 85 % by weight of cotton, weighing > 200 g/m2; of yarns of different colours; other than those of subheading 520941-520943	797	2.964	5.538	9.289
52095110	Plain weave; printed by the traditional batik process; woven fabrics of cotton, containing ≥ 85 % by weight of cotton, weighing > 200 g/m2	-	23.472	-	234.456
52095290	3-thread or 4-thread twill, including cross twill; printed by other than the traditional batik process; woven fabrics of cotton, containing ≥ 85 % by weight of cotton, weighing > 200 g/m2	-	1	-	1
52095910	Woven fabrics of cotton, containing ≥ 85 % by weight of cotton, weighing > 200g/m2; printed by the traditional batik process; oth than plain weave; oth than 3-thread or 4-thread twill, including cross twill	-	2.879	-	9.051

Tabel 3 : Ekspor Indonesia menurut Komoditi (Kode HS 8 digit)

Mei 2022

Kode H S	Uraian golongan barang	Berat bersih (Kg)		Nilai F.O.B. (U S \$)	
		Bulan ini	Kumulatif	Bulan ini	Kumulatif
(1)	(2)	(3)	(4)	(5)	(6)
52095990	Woven fabrics of cotton, contain ≥ 85% by weight of cotton, weight > 200g/m ² ; printed by other than the traditional batik process; other than plain weave; other than 3-thread or 4-thread twill, including cross twill	26.697	89.145	597.860	1.903.217
52101100	Plain weave; unbleached; woven fabrics of cotton, containing < 85 % by weight of cotton, mixed mainly or solely with man-made fibres, weighing not more than 200 g/m ²	163.871	1.719.213	892.255	8.849.468
52101900	Other than plain weave; unbleached; woven fabrics of cotton, containing < 85 % by weight of cotton, mixed mainly or solely with man-made fibres, weighing not more than 200 g/m ²	51.270	663.534	249.461	3.155.802
52102100	Plain weave; bleached; woven fabrics of cotton, containing < 85 % by weight of cotton, mixed mainly or solely with man-made fibres, weighing not more than 200 g/m ²	42.404	153.598	368.812	1.328.078
52102900	Other than plain weave; bleached; woven fabrics of cotton, containing < 85 % by weight of cotton, mixed mainly or solely with man-made fibres, weighing not more than 200 g/m ²	3.776	45.814	42.797	546.165
52103100	Plain weave; dyed; woven fabrics of cotton, containing < 85 % by weight of cotton, mixed mainly or solely with man-made fibres, weighing not more than 200 g/m ²	15.012	182.195	140.508	1.495.808
52103200	3-thread or 4-thread twill, including cross twill; dyed; woven fabrics of cotton, containing < 85 % by weight of cotton, mixed mainly or solely with man-made fibres, weighing not more than 200 g/m ²	5.610	25.055	64.251	243.896
52103900	Woven fabrics of cotton, containing < 85% by weight of cotton, mixed mainly/solely with man-made fibres, weighing < 200g/m ² ; dyed; other than plain weave; other than 3-thread or 4-thread twill, including cross twill	27.855	102.815	317.054	1.394.857
52104110	Ikat fabric; plain weave; of yarns of different colours; woven fabrics of cotton, containing < 85 % by weight of cotton, mixed mainly or solely with man-made fibres, weighing not more than 200 g/m ²	8.725	35.475	79.142	320.089
52104190	Other than ikat fabric; plain weave; of yarns of different colours; woven fabrics of cotton, containing < 85% by weight of cotton, mixed mainly/solely with man-made fibres, weighing not more than 200 g/m ²	60	4.817	110	14.789
52104900	Other than plain weave; of yarns of different colours; woven fabrics of cotton, containing < 85 % by weight of cotton, mixed mainly or solely with man-made fibres, weighing not more than 200 g/m ²	4.891	38.072	33.768	297.285
52105190	Plain weave; printed by other than the traditional batik process; woven fabrics of cotton, containing < 85% by weight of cotton, mixed mainly or solely with man-made fibres, weighing not more than 200 g/m ²	1.075	20.700	15.574	246.253
52105910	Other than plain weave; printed by the traditional batik process; woven fabrics of cotton, containing < 85% by weight of cotton, mixed mainly or solely with man-made fibres, weighing ≤ 200 g/m ²	-	613	-	2.627
52105990	Other than plain weave; printed by other than the traditional batik process; woven fabrics of cotton, containing < 85% by weight of cotton, mixed mainly/solely with man-made fibres, weighing ≤ 200g/m ²	4	57	100	1.114
52111100	Plain weave; unbleached; woven fabrics of cotton, containing < 85 % by weight of cotton, mixed mainly or solely with man-made fibres, weighing more than 200 g/m ²	4.125	107.163	39.261	1.131.696
52111200	3-thread or 4-thread twill, including cross twill; unbleached; woven fabrics of cotton, containing < 85 % by weight of cotton, mixed mainly or solely with man-made fibres, weighing more than 200 g/m ²	11.353	78.201	64.797	409.646

Tabel 3 : Ekspor Indonesia menurut Komoditi (Kode HS 8 digit)

Mei 2022

Kode H S	Uraian golongan barang	Berat bersih (Kg)		Nilai F.O.B. (U S \$)	
		Bulan ini	Kumulatif	Bulan ini	Kumulatif
(1)	(2)	(3)	(4)	(5)	(6)
52111900	Woven fabrics of cotton, contain < 85% by weight of cotton, mixed mainly/solely with man-made fibres, weight > 200 g/m ² ; unbleached; other than plain weave; other than 3-thread/4-thread twill, including cross twill	1.578	59.607	7.845	299.180
52112000	Woven fabrics of cotton, containing less than 85 % by weight of cotton, mixed mainly or solely with man-made fibres, weighing more than 200 g/m ² ; bleached	-	29.638	-	129.258
52113100	Plain weave; dyed; woven fabrics of cotton, containing < 85 % by weight of cotton, mixed mainly or solely with man-made fibres, weighing more than 200 g/m ²	-	34	-	45
52113200	3-thread or 4-thread twill, including cross twill; dyed; woven fabrics of cotton, containing < 85 % by weight of cotton, mixed mainly or solely with man-made fibres, weighing more than 200 g/m ²	1.494	1.494	1.828	1.828
52113900	Woven fabrics of cotton, contain < 85% by weight of cotton, mixed mainly/solely with man-made fibres, weight > 200 g/m ² ; dyed; other than plain weave; other than 3-thread or 4-thread twill, including cross twill	1	239	1	351
52114110	Ikat fabric; plain weave; of yarns of different colours; woven fabrics of cotton, containing < 85 % by weight of cotton, mixed mainly or solely with man-made fibres, weighing more than 200 g/m ²	-	31	-	307
52114190	Other than ikat fabric; plain weave; of yarns of different colours; woven fabrics of cotton, containing < 85 % by weight of cotton, mixed mainly or solely with man-made fibres, weighing > 200 g/m ²	3	1.481	20	9.039
52114200	Denim; of yarns of different colours; woven fabrics of cotton, containing < 85 % by weight of cotton, mixed mainly or solely with man-made fibres, weighing > 200 g/m ²	-	25.894	-	119.938
52114900	Woven fabrics of cotton, containing < 85% by weight of cotton, mixed mainly/solely with man-made fibres, weighing more than 200g/m ² ; of yarns of different colours; other than of subheading 521141-521143	943	1.681	1.036	3.792
52115110	Plain weave; printed by the traditional batik process; woven fabrics of cotton, containing < 85 % by weight of cotton, mixed mainly or solely with man-made fibres, weighing more than 200 g/m ²	4	133	2	1.622
52121100	Woven fabrics of cotton; weighing not more than 200 g/m ² ; unbleached	-	14	-	128
52121300	Woven fabrics of cotton; weighing not more than 200 g/m ² ; dyed	14.506	111.585	200.138	1.163.909
52121400	Woven fabrics of cotton; weighing not more than 200 g/m ² ; of yarns of different colours	3	4	5	47
52121510	Woven fabrics of cotton; weighing not more than 200 g/m ² ; printed by the traditional batik process	2	2.339	60	35.652
52121590	Woven fabrics of cotton; weighing not more than 200 g/m ² ; printed by other than the traditional batik process	8.138	71.507	70.092	739.012
52122100	Woven fabrics of cotton; weighing more than 200 g/m ² ; unbleached	-	1	-	28
52122590	Woven fabrics of cotton; weighing more than 200 g/m ² ; printed by other than the traditional batik process	30	277	30	3.421
53012900	Flax, hackled or otherwise processed, but not spun	-	300	-	2.027
53031000	Jute and other textile bast fibres (excluding flax, true hemp and ramie), raw or processed but not spun	-	7	-	20
53039000	Tow and waste of jute and other textile bast fibres (excluding flax, true hemp and ramie), (including yarn waste and garnetted stock)	418.002	4.238.364	105.497	880.850
53050010	Sisal and other textile fibres of the genus Agave; tow and waste of these fibres (including yarn waste and garnetted stock)	-	125.634	-	108.873
53050021	Coconut fibres, raw but not spun	-	1.591.513	-	313.205
53050022	Coconut fibres, processed but not spun	1.561.276	11.422.600	328.707	2.476.805

Tabel 3 : Ekspor Indonesia menurut Komoditi (Kode HS 8 digit)

Mei 2022

Kode H S	Uraian golongan barang	Berat bersih (Kg)		Nilai F.O.B. (U S \$)	
		Bulan ini	Kumulatif	Bulan ini	Kumulatif
(1)	(2)	(3)	(4)	(5)	(6)
53050023	Abaca fibres, raw or processed but not spun	-	398	-	5.051
53050090	Ramie and other vegetable textile fibres, not elsewhere specified or included, raw or processed but not spun; tow, noils and waste of these fibres (including yarn waste and garnetted stock)	10.000	1.222.416	5.900	312.459
53061000	Single flax yarn	-	61	-	78
53071000	Single yarn of jute or of other textile bast of heading 5303	-	8.668	-	19.064
53081000	Coir yarn	-	32	-	21
53089010	Paper yarn	-	159	-	686
53091100	Woven fabrics of flax; containing 85 % or more by weight of flax; unbleached or bleached	3	12	572	2.542
53091900	Woven fabrics of flax; containing 85 % or more by weight of flax; other than unbleached or bleached	34	2.930	219	6.949
53092100	Woven fabrics of flax; containing less than 85 % by weight of flax; unbleached or bleached	-	37	-	1.998
53092900	Woven fabrics of flax; containing less than 85 % by weight of flax; other than unbleached or bleached	234	3.080	1.876	27.351
53110020	Woven fabrics of other vegetable textile fibres; woven fabrics of paper yarn; burlap of abaca	-	2	-	24
53110090	Woven fabrics of other vegetable textile fibres; woven fabrics of paper yarn; other than printed by the traditional batik process; other than burlap of abaca	790	2.097	1.374	3.238
54011010	Sewing thread of man-made filaments of synthetic filaments; put up for retail sale	608	987	6.942	19.115
54011090	Sewing thread of man-made filaments of synthetic filaments; not put up for retail sale	21.805	308.666	154.692	1.671.303
54012090	Sewing thread of man-made filaments of artificial filaments; not put up for retail sale	3.146	5.171	51.181	88.602
54021900	Synthetic filament yarn, not put up for retail sale; high tenacity yarn of nylon or other polyamides, whether or not textured; other than of aramids	790.053	4.102.168	4.569.736	24.033.424
54022000	Synthetic filament yarn, not put up for retail sale; high tenacity yarn of polyesters, whether or not textured	2.185.609	10.626.357	3.749.522	17.229.477
54023100	Synthetic filament yarn, not put up for retail sale; textured yarn of nylon or other polyamides, measuring per single yarn not more than 50 tex	71.409	629.018	293.495	2.754.626
54023200	Synthetic filament yarn, not put up for retail sale; textured yarn of nylon or other polyamides, measuring per single yarn more than 50 tex	-	77.633	-	244.050
54023310	Synthetic filament yarn, not put up for retail sale; textured yarn of polyesters, of a colour other than white	622.142	1.697.405	1.440.697	3.800.127
54023390	Synthetic filament yarn, not put up for retail sale; textured yarn of polyesters, of a colour white	2.980.962	22.611.194	6.106.408	43.773.872
54023400	Synthetic filament yarn, not put up for retail sale; textured yarn of polypropylene	500	3.496	2.585	15.941
54023900	Synthetic filament yarn, not put up for retail sale; textured yarn; other than of nylon or other polyamides; other than of polyesters; other than of polypropylene	22	36.860	68	112.161
54024410	Synthetic filament yarn, not put up for retail sale; single, untwisted or with a twist not exceeding 50 turns per metre; elastomeric; of polyesters	-	543	-	1.086
54024490	Synthetic filament yarn, not put up for retail sale; single, untwisted or with a twist not exceeding 50 turns per metre; elastomeric; oth than of polyesters and polypropylene	411	54.428	1.400	552.986
54024500	Synthetic filament yarn, not put up for retail sale; single, untwisted or with a twist not exceeding 50 turns per metre; other than elastomeric; of nylon or other polyamides	371.863	2.334.480	1.617.034	9.845.592
54024610	Synthetic filament yarn, not put up for retail sale; single, untwisted or with a twist < 50 turns per metre; other than elastomeric; of polyesters, partially oriented; of a colour oth than white	-	17	-	105

Tabel 3 : Ekspor Indonesia menurut Komoditi (Kode HS 8 digit)

Mei 2022

Kode H S	Uraian golongan barang	Berat bersih (Kg)		Nilai F.O.B. (U S \$)	
		Bulan ini	Kumulatif	Bulan ini	Kumulatif
(1)	(2)	(3)	(4)	(5)	(6)
54024690	Synthetic filament yarn, not put up for retail sale; single, untwisted or with a twist < 50 turns per metre; other than elastomeric; of polyesters, partially oriented; of a colour white	788.027	4.821.140	1.306.137	7.441.900
54024710	Synthetic filament yarn, not put up for retail sale; single, untwisted or with a twist not exceeding 50 turns per metre; other than elastomeric; of polyesters; of a colour other than white	10.055	10.055	18.836	18.836
54024790	Synthetic filament yarn, not put up for retail sale; single, untwisted or with a twist not exceeding 50 turns per metre; other than elastomeric; of polyesters; of a colour white	2.690.116	17.978.292	5.415.408	34.357.367
54024800	Synthetic filament yarn, not put up for retail sale; single, untwisted or with a twist not exceeding 50 turns per metre; other than elastomeric; of polypropylene	-	47.882	-	134.995
54024900	Synthetic filament yarn, not put up for retail sale; single, untwisted or with a twist < 50 turns per metre; oth than elastomeric; oth than of nylon or other polyamides, polyesters, polypropylene	-	11.737	-	102.688
54025100	Synthetic filament yarn, not put up for retail sale; single, with a twist exceeding 50 turns per metre; of nylon or other polyamides	3.924	27.221	17.475	174.596
54025200	Synthetic filament yarn, not put up for retail sale; single, with a twist exceeding 50 turns per metre; of polyesters	26.287	322.570	156.162	933.965
54025900	Synthetic filament yarn, not put up for retail sale; single, with a twist exceeding 50 turns per metre; other than of nylon or other polyamides, polyesters, polypropylene	-	41	-	326
54026100	Synthetic filament yarn, not put up for retail sale; multiple (folded) or cabled; of nylon or other polyamides	207.365	984.306	1.886.163	9.232.912
54026200	Synthetic filament yarn, not put up for retail sale; multiple (folded) or cabled; of polyesters	254.791	1.260.160	824.441	4.287.130
54026300	Synthetic filament yarn, not put up for retail sale; multiple (folded) or cabled; of polypropylene	-	1.076	-	2.931
54031000	Artificial filament yarn, not put up for retail sale, including artificial monofilament of less than 67 decitex; high tenacity yarn of viscose rayon	-	48.990	-	159.351
54033190	Artificial filament yarn,not put up for retail sale,including artificial monofilament of < 67decitex; single; oth than textured yarn; of viscose rayon, untwisted or with a twist ≤ 120 turns per metre	21.682	390.141	68.721	1.223.763
54033290	Artificial filament yarn,not put up for retail sale,including artificial monofilament of < 67decitex; single; oth than textured yarn; of viscose rayon, untwisted or with a twist > 120 turns per metre	-	2.839	-	30.659
54033390	Artificial filament yarn, not put up for retail sale, including artificial monofilament of < 67decitex; single; other than textured yarn; of cellulose acetate	1	1	2	2
54033910	Artificial filament yarn, not put up for retail sale, including artificial monofilament of < 67decitex; single; textured yarn; other than of viscose rayon; other than of cellulose acetate	-	425	-	22.442
54033990	Artificial filament yarn, not put up for retail sale, including artificial monofilament of < 67decitex; single; other than textured yarn; other than of viscose rayon; other than of cellulose acetate	-	24	-	246
54034110	Artificial filament yarn, not put up for retail sale, including artificial monofilament of < 67decitex; multiple (folded) or cabled; textured yarn; of viscose rayon	1.099	1.524	7.107	8.983
54034190	Artificial filament yarn, not put up for retail sale, including artificial monofilament of < 67decitex; multiple (folded) or cabled; other than textured yarn; of viscose rayon	25	186.636	154	697.333
54034900	Artificial filament yarn, not put up for retail sale, including artificial monofilament of < 67decitex; multiple (folded) or cabled; other than of cellulose acetate	68	219	579	3.407

Tabel 3 : Ekspor Indonesia menurut Komoditi (Kode HS 8 digit)

Mei 2022

Kode H S	Uraian golongan barang	Berat bersih (Kg)		Nilai F.O.B. (U S \$)	
		Bulan ini	Kumulatif	Bulan ini	Kumulatif
(1)	(2)	(3)	(4)	(5)	(6)
54041200	Synthetic monofilament of 67 decitex or more and of which no cross-sectional dimension exceeds 1 mm; other than elastomeric; of polypropylene	-	8	-	9
54041900	Synthetic monofilament of 67 decitex or more and of which no cross-sectional dimension exceeds 1 mm; other than elastomeric; other than of polypropylene	129.731	783.306	267.987	1.629.338
54049000	Strip and the like (for example, artificial straw) of synthetic textile materials of an apparent width not exceeding 5 mm	44.170	344.030	154.459	1.905.498
54060000	Man-made filament yarn (other than sewing thread), put up for retail sale	504	504	2.154	2.154
54071020	Woven fabrics obtained from high tenacity yarn of nylon or other polyamides or of polyesters; tyre fabrics; conveyor duck	14	17.705	9	1.031.941
54071091	Woven fabrics obtained from high tenacity yarn of nylon or other polyamides or of polyesters; other than tyre fabrics, conveyor duck; unbleached	5.474	28.617	64.745	306.997
54071099	Woven fabrics obtained from high tenacity yarn of nylon or other polyamides or of polyesters; other than tyre fabrics, conveyor duck; bleached	665.290	4.121.862	5.637.276	34.056.936
54072000	Woven fabrics obtained from strip or the like	400.233	3.301.066	686.474	5.545.681
54073000	Woven fabrics of synthetic filament yarn; specified in Note 9 to Section XI	2.416	2.436	5.163	5.469
54074190	Other than woven nylon mesh fabrics of untwisted filament yarn suitable for use as reinforcing material for tarpaulins; contain ≥85% by weight of filaments of nylon/other polyamides; unbleached/bleached	2	25.614	2	47.258
54074200	Woven fabrics of synthetic filament yarn; containing 85 % or more by weight of filaments of nylon or other polyamides; dyed	9.670	50.803	10.566	514.723
54074300	Woven fabrics of synthetic filament yarn; containing 85 % or more by weight of filaments of nylon or other polyamides; of yarns of different colours	-	6.370	-	15.221
54074400	Woven fabrics of synthetic filament yarn; containing 85 % or more by weight of filaments of nylon or other polyamides; printed	-	3.775	-	20.684
54075100	Woven fabrics of synthetic filament yarn; containing 85 % or more by weight of textured polyester filaments; unbleached or bleached	18.858	110.856	99.248	588.601
54075200	Woven fabrics of synthetic filament yarn; containing 85 % or more by weight of textured polyester filaments; dyed	486.827	2.800.623	4.012.134	22.760.959
54075300	Woven fabrics of synthetic filament yarn; containing 85 % or more by weight of textured polyester filaments; of yarns of different colours	8.089	44.395	36.485	212.371
54075400	Woven fabrics of synthetic filament yarn; containing 85 % or more by weight of textured polyester filaments; printed	123.405	880.456	1.109.413	7.777.788
54076110	Woven fabrics of synthetic filament yarn; containing 85 % or more by weight of non-textured polyester filaments; unbleached or bleached	167.218	1.017.611	1.414.563	8.246.425
54076190	Woven fabrics of synthetic filament yarn; containing 85 % or more by weight of non-textured polyester filaments; other than unbleached or bleached	528.118	3.906.232	4.748.235	33.922.261
54076910	Woven fabrics of synthetic filament yarn; other than containing 85 % or more by weight of textured polyester filaments; unbleached or bleached	24.624	139.243	113.593	628.857
54076990	Woven fabrics of synthetic filament yarn; other than containing 85 % or more by weight of textured polyester filaments; other than unbleached or bleached	9.720	162.218	56.552	721.506
54077100	Woven fabrics of synthetic filament yarn; containing 85 % or more by weight of synthetic filaments; unbleached or bleached	396.729	1.950.431	752.796	3.491.281
54077200	Woven fabrics of synthetic filament yarn; containing 85 % or more by weight of synthetic filaments; dyed	75.241	459.294	642.096	4.030.707

Tabel 3 : Ekspor Indonesia menurut Komoditi (Kode HS 8 digit)

Mei 2022

Kode H S	Uraian golongan barang	Berat bersih (Kg)		Nilai F.O.B. (U S \$)	
		Bulan ini	Kumulatif	Bulan ini	Kumulatif
(1)	(2)	(3)	(4)	(5)	(6)
54077300	Woven fabrics of synthetic filament yarn; containing 85 % or more by weight of synthetic filaments; of yarns of different colours	488.483	2.796.998	3.218.768	18.415.045
54077400	Woven fabrics of synthetic filament yarn; containing 85 % or more by weight of synthetic filaments; printed	36.912	378.038	59.136	1.322.134
54078100	Woven fabrics of synthetic filament yarn; containing less than 85 % by weight of synthetic filaments, mixed mainly or solely with cotton; unbleached or bleached	4.547	9.055	32.220	64.662
54078200	Woven fabrics of synthetic filament yarn; containing less than 85 % by weight of synthetic filaments, mixed mainly or solely with cotton; dyed	446	2.034	12.049	42.577
54078300	Woven fabrics of synthetic filament yarn; containing less than 85 % by weight of synthetic filaments, mixed mainly or solely with cotton; of yarns of different colours	2.445	4.261	14.728	25.168
54078400	Woven fabrics of synthetic filament yarn; containing less than 85 % by weight of synthetic filaments, mixed mainly or solely with cotton; printed	-	40	-	598
54079100	Woven fabrics of synthetic filament yarn; unbleached or bleached; other than those of subheading 540711 - 540784	268.284	1.185.342	1.034.516	4.413.268
54079200	Woven fabrics of synthetic filament yarn; dyed; other than those of subheading 540711 - 540784	90	295	1.254	1.585
54079300	Woven fabrics of synthetic filament yarn; of yarns of different colours; other than those of subheading 540711 - 540784	16.529	204.386	63.157	759.307
54079400	Woven fabrics of synthetic filament yarn; printed; other than those of subheading 540711 - 540784	1.510	169.561	32.165	1.125.715
54081010	Woven fabrics of artificial filament yarn; obtained from high tenacity yarn of viscose rayon; unbleached	395	399	16.538	16.553
54081090	Woven fabrics of artificial filament yarn; obtained from high tenacity yarn of viscose rayon; other than unbleached	42.357	210.653	312.312	1.723.267
54082100	Woven fabrics of artificial filament yarn; containing 85 % or more by weight of artificial filament or strip or the like; unbleached or bleached	-	70.283	-	348.767
54082200	Woven fabrics of artificial filament yarn; containing 85 % or more by weight of artificial filament or strip or the like; dyed	19	13.940	200	80.463
54082300	Woven fabrics of artificial filament yarn; containing 85 % or more by weight of artificial filament or strip or the like; of yarns of different colours	-	2.010	-	24.167
54082400	Woven fabrics of artificial filament yarn; containing 85 % or more by weight of artificial filament or strip or the like; printed	3.548	31.301	64.644	498.095
54083100	Woven fabrics of artificial filament yarn, including woven fabrics obtained from materials of heading 5405; unbleached or bleached; other than those of subheading 540810-540824	-	3.711	-	4.654
54083200	Woven fabrics of artificial filament yarn, including woven fabrics obtained from materials of heading 5405; dyed; other than those of subheading 540810-540824	-	266	-	744
54083300	Woven fabrics of artificial filament yarn, including woven fabrics obtained from materials of heading 5405; of yarns of different colours; other than those of subheading 540810-540824	-	0	-	3
54083400	Woven fabrics of artificial filament yarn, including woven fabrics obtained from materials of heading 5405; printed; other than those of subheading 540810-540824	-	2.054	-	58.548
55011900	Synthetic filament tow; of nylon or other polyamides; other than of aramids	-	29	-	123
55012000	Synthetic filament tow; of polyesters	741	3.887	20.453	121.153
55013000	Synthetic filament tow; of acrylic or modacrylic	7	108.012	11	432.035
55019000	Synthetic filament tow; other than of nylon or other polyamides, polyesters, acrylic or modacrylic, polypropylene	-	50	-	103
55021000	Artificial filament tow; of cellulose acetate	27.503	77.496	144.534	431.042
55029000	Artificial filament tow; other than of cellulose acetate	-	0	-	1

Tabel 3 : Ekspor Indonesia menurut Komoditi (Kode HS 8 digit)

Mei 2022

Kode H S	Uraian golongan barang	Berat bersih (Kg)		Nilai F.O.B. (U S \$)	
		Bulan ini	Kumulatif	Bulan ini	Kumulatif
(1)	(2)	(3)	(4)	(5)	(6)
55031100	Synthetic staple fibres, not carded, combed or otherwise processed for spinning; of nylon or other polyamides; of aramids	-	162	-	4.147
55031900	Synthetic staple fibres, not carded, combed or otherwise processed for spinning; of nylon or other polyamides; other than of aramids	-	217	-	7.201
55032010	Synthetic staple fibres, not carded, combed or otherwise processed for spinning; of polyesters; of a colour other than white	448.282	976.615	404.093	1.066.415
55032090	Synthetic staple fibres, not carded, combed or otherwise processed for spinning; of polyesters; of a colour white	15.661.782	87.180.552	19.184.911	102.025.553
55033000	Synthetic staple fibres, not carded, combed or otherwise processed for spinning; acrylic or modacrylic	-	28.669	-	32.815
55039090	Synthetic staple fibres, not carded, combed/ otherwise processed for spinning; oth than of nylon or other polyamides, of polyester, acrylic or modacrylic, of polypropylene; oth than of polyvinyl alcohol	267.858	2.069.789	531.416	3.647.769
55041000	Artificial staple fibres, not carded, combed or otherwise processed for spinning; of viscose rayon	37.739.899	183.110.343	76.500.550	366.927.181
55049000	Artificial staple fibres, not carded, combed or otherwise processed for spinning; other than of viscose rayon	-	60	-	6.980
55051000	Waste (including noils, yarn waste and garnetted stock) of man-made fibres; of synthetic fibres	93.461	1.424.167	137.355	1.581.329
55052000	Waste (including noils, yarn waste and garnetted stock) of man-made fibres; of artificial fibres	-	206.400	-	214.419
55061000	Synthetic staple fibres, carded, combed or otherwise processed for spinning; of nylon or other polyamides	-	27	-	256
55062000	Synthetic staple fibres, carded, combed or otherwise processed for spinning; of polyesters	-	5.963	-	10.733
55063000	Synthetic staple fibres, carded, combed or otherwise processed for spinning; acrylic or modacrylic	79	29.753	3.521	55.453
55070000	Artificial staple fibres, carded, combed or otherwise processed for spinning	-	1.021	-	88
55081010	Sewing thread of synthetic staple fibres; put up for retail sale	59.562	369.643	178.514	1.734.316
55081090	Sewing thread of synthetic staple fibres; not put up for retail sale	77.936	710.234	339.267	2.982.664
55082090	Sewing thread of artificial staple fibres; not put up for retail sale	-	2	-	9
55091200	Multiple (folded) or cabled yarn; containing 85 % or more by weight of staple fibres of nylon or other polyamides; not put up for retail sale	10.000	52.385	50.432	191.558
55092100	Single yarn; containing 85 % or more by weight of polyester staple fibres; not put up for retail sale	6.635.104	43.786.111	14.022.036	92.562.672
55092200	Multiple (folded) or cabled yarn; containing 85 % or more by weight of polyester staple fibres; not put up for retail sale	1.862.776	10.908.393	4.921.781	28.383.691
55093100	Single yarn; 85 % or more by weight of acrylic or modacrylic staple fibres; not put up for retail sale	225.919	1.322.101	1.202.544	6.337.780
55093200	Multiple (folded) or cabled yarn; containing 85 % or more by weight of acrylic or modacrylic staple fibres; not put up for retail sale	2.054.947	11.377.087	8.086.773	45.607.694
55094100	Single yarn; 85 % or more by weight of acrylic or modacrylic staple fibres; not put up for retail sale	32.724	135.074	268.630	1.193.400
55094200	Multiple (folded) or cabled yarn; containing 85 % or more by weight of acrylic or modacrylic staple fibres; not put up for retail sale	3.208	40.433	11.293	259.681
55095100	Yarn of polyester staple fibres; mixed mainly or solely with artificial staple fibres; not put up for retail sale	2.412.443	18.298.798	6.326.788	47.500.446
55095290	Other than single yarn; of polyester staple fibres; mixed mainly or solely with wool or fine animal hair; not put up for retail sale	-	1	-	1
55095300	Yarn of polyester staple fibres; mixed mainly or solely with cotton; not put up for retail sale	3.095.642	18.984.408	10.534.764	62.928.989

Tabel 3 : Ekspor Indonesia menurut Komoditi (Kode HS 8 digit)

Mei 2022

Kode H S	Uraian golongan barang	Berat bersih (Kg)		Nilai F.O.B. (U S \$)	
		Bulan ini	Kumulatif	Bulan ini	Kumulatif
(1)	(2)	(3)	(4)	(5)	(6)
55095900	Yarn of polyester staple fibres; other than mixed mainly or solely with artificial staple fibres, wool or fine animal hair, cotton; not put up for retail sale	-	35.959	-	112.245
55096100	Yarn of acrylic or modacrylic staple fibres; mixed mainly or solely with wool or fine animal hair; not put up for retail sale	39.084	395.532	284.351	3.054.237
55096200	Yarn of acrylic or modacrylic staple fibres; mixed mainly or solely with cotton; not put up for retail sale	133.377	784.522	726.012	3.771.504
55096900	Yarn of acrylic or modacrylic staple fibres; other than mixed mainly or solely with wool or fine animal hair, cotton; not put up for retail sale	247.067	1.027.848	1.416.185	5.924.610
55099200	Yarn of synthetic staple fibres; mixed mainly or solely with cotton; other than those of subheading 550911 - 550969	17.798	30.766	140.293	223.135
55101100	Single yarn containing 85 % or more by weight of artificial staple fibres, not put up for retail sale	7.005.617	37.637.481	21.342.276	116.645.535
55101200	Multiple (folded) or cabled yarn containing 85 % or more by weight of artificial staple fibres, not put up for retail sale	690.278	3.344.179	2.340.027	11.545.041
55102000	Yarn (other than sewing thread) of artificial staple fibres, mixed mainly or solely with wool or fine animal hair, not put up for retail sale	0	26	0	26
55103000	Yarn (other than sewing thread) of artificial staple fibres, mixed mainly or solely with cotton, not put up for retail sale	38.783	380.812	158.963	1.528.222
55109000	Yarn of artificial staple fibres, containing less than 85 % by weight of artificial staple fibres, oth than mixed mainly or solely with wool or fine animal hair, cotton; not put up for retail sale	126.842	389.650	359.537	1.227.692
55111010	Yarn (other than sewing thread) of man-made, put up for retail sale of synthetic staple fibres, containing 85 % or more by weight of such fibres;knitting yarn,crochet thread and embroidery thread	-	45	-	936
55111090	Yarn (oth than sewing thread) of man-made,put up for retail sale of synthetic staple fibres,containing 85 % or more by weight of such fibres;oth than knitting yarn,crochet thread and embroidery thread	-	1	-	2
55112090	Yarn(oth than sewing thread)of man-made,put up for retail sale of synthetic staple fibres,containing less than 85 % by weight of such fibres;oth than knitting yarn,crochet thread and embroidery thread	-	6	-	126
55113000	Yarn (other than sewing thread) of man-made, put up for retail sale, of artificial staple fibres	573	5.524	6.411	48.767
55121100	Woven fabrics of synthetic staple fibres, containing 85 % or more by weight of polyester staple fibres; unbleached or bleached	86.257	673.330	270.450	2.379.545
55121900	Woven fabrics of synthetic staple fibres, containing 85 % or more by weight of polyester staple fibres; other than unbleached or bleached	741	109.167	3.815	569.142
55122900	Woven fabrics of synthetic staple fibres, containing 85 % or more by weight of aryclic or modacrylic staple fibres; other than unbleached or bleached	20	20	663	663
55129100	Woven fabrics of synthetic staple fibres, containing 85 % or more by weight other than of polyester, aryclic or modacrylic staple fibres; unbleached or bleached	-	2	-	11
55129900	Woven fabrics of synthetic staple fibres, containing 85 % or more by weight other than of polyester, aryclic or modacrylic staple fibres; other unbleached or bleached	104	4.179	6.993	78.547
55131100	Woven fabrics of polyester staple fibres,plain weave, containing less than 85 % by weight of such fibres, mixed mainly or solely with cotton, of a weight not exceeding 170 g/m2; unbleached or bleached	708.694	4.130.512	3.462.564	19.666.806
55131200	Woven fabrics, 3-thread/4-thread twill, incl cross twill of polyester staples fibres, cont < 85% by weight of such fibres, mixed mainly/solely with cotton, of a weight ≤ 170 g/m2, unbleached/bleached	87.872	420.774	594.462	2.800.657

Tabel 3 : Ekspor Indonesia menurut Komoditi (Kode HS 8 digit)

Mei 2022

Kode H S	Uraian golongan barang	Berat bersih (Kg)		Nilai F.O.B. (U S \$)	
		Bulan ini	Kumulatif	Bulan ini	Kumulatif
(1)	(2)	(3)	(4)	(5)	(6)
55131300	Woven fabrics of polyester staple fibres, containing less than 85 % by weight of such fibres, mixed mainly or solely with cotton, of a weight not exceeding 170 g/m2, unbleached or bleached	12.117	68.601	81.423	480.004
55131900	Woven fabrics of synthetic staple fibres, cont < 85 % by weight of such fibres, mixed mainly/solely with cotton, of a weight ≤ 170 g/m2; oth than HS 55131100 - 55131300; unbleached or bleached	-	5	-	70
55132100	Woven fabrics of polyester staple fibres,plain weave, containing less than 85 % by weight of such fibres, mixed mainly or solely with cotton, of a weight not exceeding 170 g/m2, dyed	92.717	515.259	677.428	3.891.325
55132300	Woven fabrics of polyester staple fibres, containing less than 85 % by weight of such fibres, mixed mainly or solely with cotton, of a weight not exceeding 170 g/m2, dyed	3.998	41.663	37.665	279.179
55132900	Woven fabrics of synthetic staple fibres, containing < 85 % by weight of such fibres, mixed mainly or solely with cotton, of a weight ≤ 170 g/m2; other than HS 55131100 - 55131300; dyed	-	1.179	-	1.801
55133100	Woven fabrics of polyester staple fibres,plain weave, cont less than 85 % by weight of such fibres, mixed mainly or solely with cotton, of a weight not exceeding 170 g/m2; of yarn of different colours	-	3	-	12
55133900	Woven fabrics; oth than of polyester staple fibres,plain weave, cont 85% by weight of such fibres, mixed mainly or solely with cotton, of a weight not exceeding 170 g/m2; of yarn of different colours	978	6.752	3.019	62.167
55134100	Woven fabrics of polyester staple fibres,plain weave, cont less than 85 % by weight of such fibres, mixed mainly or solely with cotton, of a weight not exceeding 170 g/m2; printed	-	277	-	3.155
55134900	Woven fabrics; other than of polyester staple fibres,plain weave; cont less than 85 % by weight of such fibres, mixed mainly or solely with cotton, of a weight not exceeding 170 g/m2; printed	3.357	16.820	46.245	162.277
55141100	Woven fabrics of polyester staple fibres,plain weave, containing less than 85 % by weight of such fibres, mixed mainly or solely with cotton, of a weight exceeding 170 g/m2; unbleached or bleached	13.439	211.811	98.150	901.645
55141200	Woven fabrics, 3-thread/4-thread twill, incl cross twill of polyester staples fibres, cont < 85% by weight of such fibres, mixed mainly/solely with cotton, of a weight > 170g/m2; unbleached/bleached	124.575	908.282	677.886	4.787.191
55141900	Woven fabrics of synthetic staple fibres, cont < 85 % by weight of such fibres, mixed mainly/solely with cotton, of a weight > 170 g/m2; oth than HS 55141100 - 55141200; unbleached or bleached	6.306	11.996	81.250	173.824
55142100	Woven fabrics of polyester staple fibres,plain weave, containing less than 85 % by weight of such fibres, mixed mainly or solely with cotton, of a weight exceeding 170 g/m2; dyed	1.390	10.947	13.435	101.094
55142200	Woven fabrics,of 3/4 thread twill, incl cross twill of polyester staples fibres ,containing less than 85% by weight of such fibres, mixed mainly/solely with cotton, of a weight > 170g/m2; dyed	134.573	535.022	1.042.894	4.206.666
55142300	Woven fabrics of polyester staple fibres, containing less than 85 % by weight of such fibres, mixed mainly or solely with cotton, of a weight exceeding 170 g/m2; dyed	29	78	407	4.005
55142900	Woven fabrics of synthetic staple fibres, cont < 85 % by weight of such fibres, mixed mainly/solely with cotton, of a weight > 170 g/m2; oth than HS 55142100 - 55142300; dyed	3.976	3.983	28.857	29.129

Tabel 3 : Ekspor Indonesia menurut Komoditi (Kode HS 8 digit)

Mei 2022

Kode H S	Uraian golongan barang	Berat bersih (Kg)		Nilai F.O.B. (U S \$)	
		Bulan ini	Kumulatif	Bulan ini	Kumulatif
(1)	(2)	(3)	(4)	(5)	(6)
55143000	Woven fabrics of synthetic staple fibres, containing less than 85 % by weight of such fibres, mixed mainly or solely with cotton, of a weight exceeding 170 g/m2; of yarn of different colours	-	1.674	-	28.940
55144900	Woven fabrics of synthetic staple fibres, cont < 85 % by weight of such fibres, mixed mainly/solely with cotton, of a weight > 170 g/m2; printed; n.e.c. in heading 5514	-	2.408	-	3.144
55151100	Woven fabrics other than those of heading 5512 - 5514, of polyester staple fibres, mixed mainly or solely with viscose rayon staples fibres	252.246	1.621.597	1.641.762	10.362.977
55151200	Woven fabrics other than those of heading 5512 - 5514, of polyester staple fibres, mixed mainly or solely with man-made filaments	876.585	4.686.601	4.238.297	22.102.937
55151300	Woven fabrics other than those of heading 5512 - 5514, of polyester staple fibres, mixed mainly or solely with wool or fine animal hair	53	328	1.562	8.973
55151900	Woven fabrics other than of heading 5512 - 5514, of polyester staple fibres; oth than mixed mainly/ solely with viscose rayon staples fibres or with man-made filaments or with wool or fine animal hair	-	34.996	-	246.726
55159100	Woven fabrics other than those of heading 5512 - 5514, of synthetic staple fibres; oth than of polyester staples/of arcylic or modacrylic staple fibre; mixed mainly or solely with man-made filaments	-	74	-	177
55159990	Woven fabrics other than those of heading 5512 - 5514, of synthetic staple fibres; oth than of polyester staples/of arcylic or modacrylic; oth than mixed mainly/solely with wool or fine animal hair	178	735	5.525	15.015
55161100	Woven fabrics of artificial staple fibres; containing 85 % or more by weight of artificial staple fibres; unbleached or bleached	301.758	1.641.119	1.405.164	8.056.238
55161200	Woven fabrics of artificial staple fibres; containing 85 % or more by weight of artificial staple fibres; dyed	12.215	120.486	80.520	604.636
55161300	Woven fabrics of artificial staple fibres; containing 85 % or more by weight of artificial staple fibres; of yarn of different colours	-	1.906	-	21.298
55161400	Woven fabrics of artificial staple fibres; containing 85 % or more by weight of artificial staple fibres; printed	777	15.479	12.905	291.847
55162100	Woven fabrics of artificial staple fibres; containing less than 85 % by weight of artificial staple fibres, mixed mainly or soley with man-made filaments; unbleached or bleached	38.552	209.933	185.129	1.052.234
55162200	Woven fabrics of artificial staple fibres; containing less than 85 % by weight of artificial staple fibres, mixed mainly or solely with man-made filaments; dyed	608	22.648	817	69.615
55162300	Woven fabrics of artificial staple fibres; containing less than 85 % by weight of artificial staple fibres, mixed mainly or solely with man-made filaments,; of yarn of different colours	13	20.510	86	144.997
55163400	Woven fabrics of artificial staple fibres; containing less than 85 % by weight of artificial staple fibres, mixed mainly or solely with wool or fine animal hair; printed	1	1	1	1
55164100	Woven fabrics of artificial staple fibres; containing less than 85 % by weight of artificial staple fibres, mixed mainly or solely with cotton; unbleached or bleached	-	10.793	-	161.239
55164200	Woven fabrics of artificial staple fibres; containing less than 85 % by weight of artificial staple fibres, mixed mainly or solely with cotton; dyed	-	0	-	1
55169100	Woven fabrics of artificial staple fibres; unbleached or bleached; other than those of subheading 551661 - 551664	7.852	83.766	37.286	408.987
55169200	Woven fabrics of artificial staple fibres; dyed; other than those of subheading 551661 - 551664	391	7.069	4.069	75.010
55169300	Woven fabrics of artificial staple fibres; of yarn of different colours; other than those of subheading 551661 - 551664	-	3.367	-	40.628

Tabel 3 : Ekspor Indonesia menurut Komoditi (Kode HS 8 digit)

Mei 2022

Kode H S	Uraian golongan barang	Berat bersih (Kg)		Nilai F.O.B. (U S \$)	
		Bulan ini	Kumulatif	Bulan ini	Kumulatif
(1)	(2)	(3)	(4)	(5)	(6)
55169400	Woven fabrics of artificial staple fibres; printed; other than those of subheading 551661 - 551664	649	1.539	8.440	17.148
56012100	Wadding of textile materials and articles thereof, of cotton	414	64.885	2.239	173.741
56012210	Wadding of textile materials and articles thereof, of man-made fibres; cigarette tow	18.777	124.389	130.201	799.693
56012290	Wadding of textile materials and articles thereof; of man-made fibres; other than cigarette tow	80.508	857.670	1.101.614	9.353.713
56012900	Wadding of textile materials and articles thereof; other than of man-made fibres	-	497	-	1.581
56013010	Textile flock and dust and mill neps; polyamide fibre flock	201.280	1.443.654	375.830	2.669.430
56021000	Needleloom felt and stitch-bonded fibre fabrics	67.420	383.813	274.935	1.390.344
56022100	Felt of wool or fine animal hair; not impregnated, coated, covered or laminated	-	2	-	90
56022900	Felt of other textile material; not impregnated, coated, covered or laminated	31	14.900	39	118.634
56029000	Felt, impregnated, coated, covered or laminated; other than needleloom felt and stitch-bonded fibre fabrics	31.989	146.440	59.370	324.752
56031100	Nonwovens, whether or not impregnated, coated, covered or laminated; of man-made filaments; weighing not more than 25g/m2	416.295	1.877.022	1.082.467	4.766.392
56031200	Nonwovens, whether or not impregnated, coated, covered or laminated; of man-made filaments; weighing more than 25g/m2 but not more than 70 g/m2	763.372	3.987.571	2.629.182	13.834.271
56031300	Nonwovens, whether or not impregnated, coated, covered or laminated; of man-made filaments; weighing more than 70g/m2 but not more than 150 g/m2	181.856	1.168.043	497.794	3.610.051
56031400	Nonwovens, whether or not impregnated, coated, covered or laminated; of man-made filaments; weighing more than 150 g/m2	13.521	69.396	41.151	233.216
56039100	Nonwovens, whether or not impregnated, coated, covered or laminated; other than of man-made filaments; weighing not more than 25g/m2	79.650	371.572	295.204	1.387.105
56039200	Nonwovens, whether or not impregnated, coated, covered or laminated; other than of man-made filaments; weighing more than 25g/m2 but not more than 70 g/m2	731.654	4.131.350	1.909.444	10.818.553
56039300	Nonwovens, whether or not impregnated, coated, covered or laminated; other than of man-made filaments; weighing more than 70g/m2 but not more than 150 g/m2	-	3.503	-	14.589
56039400	Nonwovens, whether or not impregnated, coated, covered or laminated; other than of man-made filaments; weighing more than 150 g/m2	312.241	2.454.926	539.372	4.468.696
56041000	Rubber thread and cord, textile covered	6.356	13.089	34.210	105.899
56049030	Textile yarn, and strip and the like of heading 5404 or 5405, impregnated, coated, covered/sheathed with rubber/plastics; high tenacity yarn of polyesters, of nylon/oth polyamides/of viscose rayon	2.891	12.248	93.841	444.339
56049090	Textile yarn, and strip and the like of heading 5404 or 5405, impregnated, coated, covered or sheathed with rubber or plastics; other than those of HS 56049010 - 56049030	3.936	13.242	50.497	196.896
56050000	Metallised yarn, whether or not gimped, being textile yarn, or strip or the like of heading 5404 or 5405, combined with metal in the form of thread, strip or powder or covered with metal	4.836	21.948	34.503	263.090
56060000	Gimped yarn, and strip and the like of heading 5404 or 5405, gimped (other than those of heading 5605 and gimped horsehair yarn); chenille yarn (including flock chenille yarn); loop wale-yarn	-	47.936	-	155.149
56072100	Binder or baler twine whether or not plaited or braided and whether or not impregnated, coated, covered or sheathed with rubber or plastics; of sisal or other textile fibres of the genus Agave	-	19	-	438

Tabel 3 : Ekspor Indonesia menurut Komoditi (Kode HS 8 digit)

Mei 2022

Kode H S	Uraian golongan barang	Berat bersih (Kg)		Nilai F.O.B. (U S \$)	
		Bulan ini	Kumulatif	Bulan ini	Kumulatif
(1)	(2)	(3)	(4)	(5)	(6)
56072900	Twine, whether/not plaited/braided and whether/not impregnated, coated, covered/sheathed with rubber/plastics; oth than binder or baler twine; of sisal or other textile fibres of the genus Agave	63.544	341.608	172.736	936.683
56074100	Binder or baler twine whether or not plaited or braided and whether or not impregnated, coated, covered or sheathed with rubber or plastics; of polyethylene or polypropylene	3	3.205	32	28.901
56074900	Twine, whether/not plaited/braided and whether/not impregnated, coated, covered/sheathed with rubber/plastics; oth than binder or baler twine; of polyethylene or polypropylene	36.723	533.836	235.797	1.570.011
56075010	Oth synthetic fibres;V-belt cord of man-made fibres treated w/resorcinol formaldehyde;polyamide&polytetrafluoro-ethylene yarns measuring >10,000 decitex, used for sealing pumps,valves&similar articles	22.648	80.603	224.908	779.041
56075090	Other synthetic fibres; other than HS 56075010	23.848	59.826	76.042	327.840
56079021	Cordage, ropes and cables, whether or not plaited or braided and whether or not impregnated, coated, covered or sheathed with rubber or plastics; of abaca (Manila hemp or Musa textilis Nee)	-	1.433	-	44.747
56079022	Cordage, ropes and cables, whether or not plaited or braided and whether or not impregnated, coated, covered or sheathed with rubber or plastics; of other hard (leaf) fibres	-	555	-	1.509
56079090	Cordage,ropes&cables,whether/not plaited/braided/impregnated,coated,covered/sheathed with rubber/plastics;oth than of abaca (Manila hemp/Musa textile Nee)/jute/oth textile bast fibres of heading 5303	1.583	119.726	8.890	274.462
56081100	Knotted netting of twine, cordage or rope; made up fishing nets; of man-made textile materials	127.112	1.081.504	944.804	7.792.580
56081920	Knotted netting of twine, cordage or rope; net bags; of man-made textile materials	130	191	108	416
56081990	Knotted netting of twine, cordage or rope; other than net bags; of man-made textile materials	5.227	76.288	14.519	361.555
56089010	Knotted netting of twine, cordage or rope; net bags; other than of man-made textile materials	27	77	129	363
56089090	Knotted netting of twine, cordage or rope; other than net bags; other than of man-made textile materials	7.326	35.642	19.104	105.359
56090000	Articles of yarn, strip or the like of heading 5404 or 5405, twine, cordage, rope or cables, not elsewhere specified or included	46.007	319.207	113.456	1.316.641
57011010	Prayer rugs, knotted, whether or not made up; of wool or fine animal hair,	-	288	-	1.273
57011090	Carpets and other textile floor coverings, knotted, whether or not made up; other than prayer rugs of wool or fine animal hair	747	10.149	4.575	69.321
57019011	Prayer rugs, knotted, whether or not made up; of cotton	113	995	1.036	8.525
57019019	Carpets and other textile floor covering, knotted, whether or not made up; of cotton; other than prayer rugs	107	759	207	804
57019091	Prayer rugs, knotted, whether or not made up; other than of wool or fine animal hair or of cotton or of jute fibres	-	100	-	380
57019099	Carpets and other textile floor covering, knotted, whether or not made up; other than of wool or fine animal hair or of cotton or of jute fibres; other than prayer rugs	49	637	1.581	5.844
57021000	"Kelem", "Schumacks", "Karamanie" and similar hand-woven rugs	-	28.160	-	41.600
57022000	Floor coverings of coconut fibres (coir)	-	400	-	880
57023100	Carpets and other textile floor coverings, woven, not tufted or flocked; of pile construction, not made up; of wool or fine animal hair	-	144	-	3.500
57023200	Carpets and other textile floor coverings, woven, not tufted or flocked; of pile construction, not made up; of man-made textile materials	5	18.722	22	2.250

Tabel 3 : Ekspor Indonesia menurut Komoditi (Kode HS 8 digit)

Mei 2022

Kode H S	Uraian golongan barang	Berat bersih (Kg)		Nilai F.O.B. (U S \$)	
		Bulan ini	Kumulatif	Bulan ini	Kumulatif
(1)	(2)	(3)	(4)	(5)	(6)
57023910	Carpets and other textile floor coverings, woven, not tufted or flopped; of pile construction, not made up; other textile materials; of cotton	31	177	81	1.641
57023920	Carpets and other textile floor coverings, woven, not tufted or flopped; of pile construction, not made up; other textile materials; of jute fibres	-	35	-	222
57023990	Carpets and other textile floor coverings, woven, not tufted or flopped; of pile construction, not made up; other textile materials; other than of cotton or of jute fibres	407	2.064	8.744	43.672
57024110	Prayer rugs; of pile construction, made up; of wool or fine animal hair	-	231	-	2.839
57024190	Carpets and other textile floor coverings, woven, not tufted or flopped; of pile construction, made up; of wool or fine animal hair; other than prayer rugs	-	15	-	4
57024210	Prayer rugs; of pile construction, made up; of man - made textile materials	17.783	93.351	58.061	285.930
57024290	Carpets and other textile floor coverings, woven, not tufted or flopped; of pile construction, made up; of man - made textile materials; other than prayer rugs	274.616	1.849.539	733.359	4.984.278
57024999	Carpets and other textile floor coverings, woven, not tufted or flopped, of pile construction, made up; other textile materials; other than prayer rugs	30	372	457	21.207
57025010	Carpets and other textile floor coverings, woven, not tufted or flopped; not of pile construction, not made up; of cotton	-	15	-	489
57025090	Carpets and other textile floor coverings, woven, not tufted or flopped; not of pile construction, not made up; other than of cotton or of jute fibres	37	154	922	4.648
57029210	Prayer rugs; of man - made textile materials; not of pile construction, made up	9	72	107	322
57029290	Carpets and other textile floor coverings, woven, not tufted or flopped; of not pile construction, made up; of man - made textile materials; other than prayer rugs	-	1.678	-	19.776
57029920	Carpets and other textile floor coverings, woven, not tufted or flopped; of not pile construction, made up; other textile materials; of jute fibres	-	4.410	-	28.665
57029999	Carpets and other textile floor coverings, woven, not tufted or flopped; of not pile construction, made up; of other textile materials; other than prayer rugs; other than cotton or of jute fibres	48	165	97	1.808
57031010	Floor mats of a kind used for motor vehicles of headings 8702, 8703 or 8704; of wool or fine animal hair	-	5	-	10
57031020	Prayer rugs; of wool or fine animal hair	-	669	-	1.624
57031030	Flooring carpets of a kind used for motor vehicles of headings 8702, 8703 or 8704; of wool or fine animal hair	22.231	370.027	41.908	585.317
57031090	Carpets and other textile floor coverings, tufted, whether or not made up; of wool or fine animal hair; n.e.c. of subheading 570310	98	10.173	4.154	138.656
57032910	Prayer rugs of nylon or other polyamides	-	85	-	623
57032990	Carpets and other textile floor coverings, tufted, whether or not made up; of nylon or other polyamides; other than prayer rugs	37.836	356.782	243.393	1.534.173
57033100	Turf of other man-made textile materials	12	73	2.126	2.486
57033910	Prayer rugs of other man-made textile materials	-	113.817	-	433.284
57033990	Carpets and other textile floor coverings, tufted, whether or not made up; of other man-made textile materials; other than prayer rugs	150.647	1.972.353	447.264	5.308.373
57039011	Prayer rugs; of cotton; other textile materials	-	95	-	115
57039019	Carpets and other textile floor coverings, tufted, whether or not made up; of cotton other textile materials; other than prayer rugs	50	71	493	1.210
57039022	Flooring carpets of a kind used for motor vehicles of headings 8702, 8703 or 8704; of jute fibres	-	40	-	249

Tabel 3 : Ekspor Indonesia menurut Komoditi (Kode HS 8 digit)

Mei 2022

Kode H S	Uraian golongan barang	Berat bersih (Kg)		Nilai F.O.B. (U S \$)	
		Bulan ini	Kumulatif	Bulan ini	Kumulatif
(1)	(2)	(3)	(4)	(5)	(6)
57039092	Prayer rugs, other than of cotton or of jute fibres	-	11	-	99
57039093	Flooring carpets of a kind used for motor vehicles of headings 8702, 8703 or 8704, of other textile materials; other than of cotton or of jute fibres	312	753	1.527	6.859
57039099	Carpets and other textile floor coverings, tufted, whether or not made up, of other textile materials; other than of cotton or of jute fibres; n.e.c. in heading 5703	4.877	35.313	5.159	29.329
57049000	Tiles, having a minimum surface area exceeding 1 m2; of felt, not tufted or flocked, whether or not made up	46.451	109.769	95.510	218.625
57050011	Prayer rugs of cotton, whether or not made up; other than those of heading 5701-5704	17	155.485	195	289.078
57050019	Carpets and other textile floor coverings, whether or not made up; of cotton; other than those of heading 5701-5704; other than prayer rug	835	16.487	3.539	18.049
57050021	Nonwoven floor coverings, of a kind used for motor vehicles of heading 8702, 8703 or 8704; other than those of heading 5701-5704; of jute fibres	10	10	206	206
57050029	Carpets and other textile floor coverings, other than those of heading 5701-5704; of jute fibres; other than those of HS 57050021	6.374	25.390	35.211	136.301
57050091	Prayer rugs other than those of heading 5701-5704; other than of cotton or of jute fibres	276	826	1.426	4.562
57050092	Nonwoven floor coverings, of a kind used for motor vehicles of heading 8702, 8703 or 8704; other than of cotton or of jute fibres; other than those of heading 5701-5704	63.061	338.527	376.268	2.341.589
57050099	Carpet and other textile floor coverings, whether or not made up, other than those of heading 5701-5704; other than of cotton or of jute fibres; n.e.c in heading 5705	15.266	174.705	100.141	749.991
58012290	Woven pile fabrics, other than fabrics of heading 5802 or 5806; cut corduroy; other than coated, covered or laminated; of cotton	145	1.300	3.854	447.099
58012710	Warp pile fabrics, other than fabrics of heading 5802 or 5806; coated, covered or laminated; of cotton	-	11.574	-	68.375
58012790	Warp pile fabrics, other than fabrics of heading 5802 or 5806; other than coated, covered or laminated; of cotton	-	61	-	904
58013690	Chenille fabrics, other than fabrics of heading 5802 or 5806; of man-made fibres; other than coated, covered or laminated	-	22	-	195
58013711	Warp pile fabrics; coated, covered or laminated; with cut pile	5.567	31.942	57.182	489.276
58019091	Woven pile fabrics and chenille fabrics, other than fabrics of heading 5802 or 5806; other than of silk; coated, covered or laminated	-	2.260	-	505
58019099	Woven pile fabrics and chenille fabrics, other than fabrics of heading 5802 or 5806; other than of silk; other than coated, covered or laminated	665	3.658	1.454	18.019
58021090	Terry towelling and similar woven terry fabrics, of cotton; bleached	-	56	-	952
58023020	Tufted textile fabrics, other than products of heading 5703; woven, of cotton or of man-made fibres	-	664	-	2.210
58023030	Tufted textile fabrics, other than products of heading 5703; woven, of other materials	-	1	-	143
58023090	Tufted textile fabrics, other than heading 5703, other than of impregnated, coated or covered, of woven, of cotton or of man-made fibres or of other materials	11	1.452	658	39.704
58030010	Gauze, other than narrow fabrics of heading 5806; made of cotton	210	409	1.685	3.377
58030090	Gauze, other than narrow fabrics of heading 5806; other than of cotton, of man made fibres or of wool or fine animal hair	57.895	203.615	207.618	705.070

Tabel 3 : Ekspor Indonesia menurut Komoditi (Kode HS 8 digit)

Mei 2022

Kode H S	Uraian golongan barang	Berat bersih (Kg)		Nilai F.O.B. (U S \$)	
		Bulan ini	Kumulatif	Bulan ini	Kumulatif
(1)	(2)	(3)	(4)	(5)	(6)
58041019	Tulles and other net fabrics, other than fabrics of headings 6002 to 6006; of silk; other than impregnated, coated, covered or laminated	6	5.205	526	40.848
58041021	Tulles and other net fabrics, other than fabrics of headings 6002 to 6006; of cotton; impregnated, coated, covered or laminated	-	1.135	-	6.429
58041029	Tulles and other net fabrics, other than fabrics of headings 6002 to 6006; of cotton; other than impregnated, coated, covered or laminated	2	637	96	8.850
58041091	Tulles and other net fabrics, other than fabrics of headings 6002 to 6006; other than of silk or of cotton; impregnated, coated, covered or laminated	-	733	-	7.691
58041099	Tulles and other net fabrics, other than fabrics of headings 6002 to 6006; other than of silk or of cotton; other than impregnated, coated, covered or laminated	3.700	35.642	17.608	335.668
58042110	Mechanically made lace; of man-made fibres; impregnated, coated, covered or laminated	1	351	2	13.918
58042190	Mechanically made lace; of man-made fibres; other than impregnated, coated, covered or laminated	27.686	157.983	226.321	1.568.626
58042910	Mechanically made lace; of other textile materials; impregnated, coated, covered or laminated	1.422	1.842	12.005	16.880
58042990	Mechanically made lace; of other textile materials; other than impregnated, coated, covered or laminated	112	1.305	2.211	15.273
58043000	Hand-made lace	19	2.964	720	33.615
58050010	Hand-woven tapestries of the type Gobelins, Flanders, Aubusson, Beauvais and the like, and needle-worked tapestries (for example, petit point, cross stitch), whether or not made up; of cotton	15	25	367	770
58050090	Hand-woven tapestries of the type Gobelins, Flanders, Aubusson, Beauvais and the like, and needle-worked tapestries (for example, petit point, cross stitch), whether or not made up; oth than of cotton	-	58	-	921
58061020	Woven pile fabrics (including terry towelling and similar terry fabrics) and chenille fabrics other than goods of heading 5807; of cotton	-	85	-	270
58061090	Woven pile fabrics (including terry towelling and similar terry fabrics) and chenille fabrics other than goods of heading 5807; other than of silik or of cotton	15	18.962	323	120.497
58062010	Tape of a kind used to wrap the grips or handles of sports equipment; containing by weight 5 % or more of elastomeric yarn or rubber thread	38.458	180.031	1.391.208	6.614.760
58062090	Narrow woven fabrics, oth thn goods of heading 5807; containing by weight 5 % or more of elastomeric yarn or rubber thread; oth than tape of a kind use to wrap the grips or handles of sports equipment	18.360	214.743	368.038	4.048.400
58063110	Narrow woven fabrics suitable for the manufacture of inked ribbons for typewriters or similar machines; other woven fabrics; of cotton	1	1	1	1
58063120	Backing of a kind used for electrical insulating paper; other woven fabrics; of cotton	-	2	-	1
58063190	Other woven fabrics of cotton; other than those of HS 58063110 - 58063130	4	1.861	9	5.431
58063210	Narrow woven fabrics suitable for the manufacture of inked ribbons for typewriters or similar machines; safety seat belt fabrics; other woven fabrics; of man-made fibres	4	70	132	3.149
58063250	Ribbons of a kind used for making slide fasteners and of a width not exceeding 12 mm; other woven fabrics; of man-made fibres	-	4	-	113
58063290	Other woven fabrics of man-made fabrics; other than those of HS 58063210 or 58063240 or 58063250	25.951	143.772	153.137	1.019.383
58063910	Other woven fabrics; of other textile materials; of silk	2	28	2	491

Tabel 3 : Ekspor Indonesia menurut Komoditi (Kode HS 8 digit)

Mei 2022

Kode H S	Uraian golongan barang	Berat bersih (Kg)		Nilai F.O.B. (U S \$)	
		Bulan ini	Kumulatif	Bulan ini	Kumulatif
(1)	(2)	(3)	(4)	(5)	(6)
58063991	Backing of a kind used for electrical insulating paper; other than of silk; of other textile materials	-	4	-	32
58063992	Narrow woven fabrics suitable for the manufacture of inked ribbons for typewriters or similar machines; other than of silk; of other than materials	0	2	168	168
58063993	Ribbons of a kind used for making slide fasteners and of a width not exceeding 12 mm; other than of silk; of other textile materials	-	2	-	10
58063999	Other woven fabrics of other textile materials; other than silk; other than those of HS 58063991 - 58063993	53.655	186.362	268.862	973.018
58064000	Fabrics consisting of warp without weft assembled by means of an adhesive (bolducs)	-	7.871	-	10.303
58071000	Labels, badges and similar articles of textile materials, in the piece, in strips or cut to shape or size, not embroidered; woven	786	5.645	115.261	669.000
58079010	Labels, badges and similar articles of textile materials, in the piece, in strips or cut to shape or size, not embroidered; of nonwoven fabrics	3	184	1.384	3.304
58079090	Labels, badges and similar articles of textile materials, in the piece, in strips or cut to shape or size, not embroidered; other than woven or of nonwoven fabrics	1.384	8.443	33.040	410.595
58081010	Braids in the piece; combined with rubber thread	8	25	74	223
58081090	Braids in the piece; other than combined with rubber thread	3	445	238	6.006
58089010	Ornamental trimmings in the piece, without embroidery, other than knitted or crocheted; tassels, pompons and similar articles; combined with rubber thread	-	2	-	485
58089090	Ornamental trimmings in the piece, without embroidery, other than knitted or crocheted; tassels, pompons and similar articles; other than combined with rubber thread	592	7.155	2.559	62.684
58090000	Woven fabrics of metal thread and woven fabrics of metallised yarn of heading 5605, of a kind used in apparel, as furnishing fabrics or for similar purposes, not elsewhere specified or included	-	433	-	6.277
58101000	Embroidery without visible ground, in the piece, in strips or in motifs	280	5.814	10.980	427.997
58109100	Embroidery with visible ground; of cotton; in the piece, in strips or in motifs	25	5.039	1.331	94.832
58109200	Embroidery with visible ground; of man-made fibres; in the piece, in strips or in motifs	2.035	12.114	45.125	267.295
58109900	Embroidery with visible ground; of other textile materials; in the piece, in strips or in motifs	5.715	39.892	44.470	330.067
58110090	Quilted textile products in the piece, composed of one or more layers of textile materials assembled with padding by stitching/otherwise; other than embroidery of heading 5810; n.e.c. in heading 5811	2.128	11.582	24.801	50.837
59011000	Textile fabrics coated with gum or amylaceous substances, of a kind used for the outer covers of books or the like	11.272	46.358	48.586	196.779
59019010	Textile fabrics coated with gum or amylaceous substances; tracing cloth	-	2	-	2
59019020	Textile fabrics coated with gum or amylaceous substances; prepared painting canvas	373	3.593	3.059	28.174
59019090	Textile fabrics coated with gum or amylaceous substances; buckram and similar stiffened textile fabrics of a kind used for hat foundations	771	5.929	9.779	66.445
59021011	Tyre cord fabric of high tenacity yarn; of nylon or other polyamides; of chafer fabric, rubberised; of nylon-6 yarn	440	440	7.791	7.791
59021019	Tyre cord fabric of high tenacity yarn; of nylon or other polyamides; of chafer fabric, rubberised; other than of nylon-6 yarn	-	30.845	-	452.088
59021091	Tyre cord fabric of high tenacity yarn; of nylon or other polyamides; other than chafer fabric, rubberised; of nylon-6 yarn	912.146	4.151.559	6.439.791	28.495.145

Tabel 3 : Ekspor Indonesia menurut Komoditi (Kode HS 8 digit)

Mei 2022

Kode H S	Uraian golongan barang	Berat bersih (Kg)		Nilai F.O.B. (U S \$)	
		Bulan ini	Kumulatif	Bulan ini	Kumulatif
(1)	(2)	(3)	(4)	(5)	(6)
59022020	Tyre cord fabric of high tenacity yarn; of polyester; of chafer fabric, rubberised	3.421	4.843	47.092	66.118
59022099	Tyre cord fabric of high tenacity yarn of polyester; other than of chafer fabric, rubberised or containing cotton	1.182.123	5.772.508	3.884.763	18.686.272
59029000	Tyre cord fabric of high tenacity yarn; other than of nylon or other polyamides; other than of polyester	-	3	-	46
59031010	Textile fabrics impregnated, coated, covered or laminated with poly (vinyl chloride), other than those of heading 5902; with polyurethane; interlining	32.755	190.475	110.001	820.709
59031090	Textile fabrics impregnated, coated, covered or laminated with poly (vinyl chloride), other than those of heading 5902; with polyurethane; other than interlining	62.494	277.475	395.866	1.711.324
59032000	Textile fabrics impregnated, coated, covered or laminated with plastics, other than those of heading 5902; with polyurethane	177.774	1.237.290	1.571.335	12.259.816
59039010	Canvas-type fabrics impregnated, coated, covered or laminated with nylon or other polyamides	34	600	713	6.562
59039090	Textile fabrics impregnated, coated, covered or laminated with plastics, other than those of heading 5902; n.e.c. in heading 5903	46.438	116.436	294.573	752.054
59050010	Textile wall coverings of wool or fine or coarse animal hair	-	173	-	6.650
59050090	Textile wall coverings; other than of wool or fine or coarse animal hair	819	2.601	37.638	88.232
59061000	Adhesive tape of a width not exceeding 20 cm	213.323	1.311.488	757.867	4.708.325
59069100	Rubberised textile fabrics, other than those of heading 5902; knitted or crocheted; other than adhesive tape of a width not exceeding 20 cm	-	808	-	7.849
59069990	Rubberised textile fabrics, other than those of heading 5902; n.e.c. in heading 5906	141.194	633.084	508.762	2.168.754
59070030	Fabrics impregnated, coated or covered with fire resistant substances	-	27	-	163
59070040	Fabrics impregnated, coated or covered with flock velvet, the entire surface of which is covered with textile flock	-	420	-	420
59070090	Textile fabrics otherwise impregnated, coated or covered; painted canvas being theatrical scenery, studio back-cloths or the like; n.e.c. in heading 5907	10	32	119	5.786
59080010	Wicks; incandescent gas mantles	561	1.237	773	2.767
59080090	Textile woven, plaited or knitted, for lamps, stoves, lighters, candles or the like; tubular knitted gas mantle fabric therefor, whether or not impregnated	84	109.141	90	431.828
59090010	Textile hosepiping and similar textile tubing, with or without lining, armour or accessories of other materials; fire hoses	-	4	-	18
59090090	Textile hosepiping and similar textile tubing, with or without lining, armour or accessories of other materials; other than fire hoses	10	10	35	35
59100000	Transmission or conveyor belts or belting, of textile material, whether or not impregnated, coated, covered or laminated with plastics, or reinforced with metal or other material	9	2.017	192	77.131
59111000	Textile fabrics, felt&felt-lined woven fabrics, coat/cover w/ rubber, leather/oth, used for card clothing& technic purpose	10	10.031	60	76.542
59112000	Bolting cloth, whether or not made up	4.037	21.142	204.810	1.105.259
59113200	Textile fabrics and felts, endless or fitted with linking devices, used in paper-making or similar machines, weighing 650 g/m2 or more	448	448	17.148	17.148
59114000	Filtering or straining cloth of a kind used in oil presses or the like, including that of human hair	12	65	200	1.787
59119010	Textile products and articles, for technical uses, specified in Note 8 to this Chapter; gaskets and seals	34	2.865	4.874	75.708
59119090	Textile products and articles, for technical uses, specified in Note 8 to this Chapter; other than gaskets and seals	112.816	632.215	773.411	4.411.120
60011000	"Long pile" fabrics, knitted or crocheted	96.409	940.951	844.712	8.379.337

Tabel 3 : Ekspor Indonesia menurut Komoditi (Kode HS 8 digit)

Mei 2022

Kode H S	Uraian golongan barang	Berat bersih (Kg)		Nilai F.O.B. (U S \$)	
		Bulan ini	Kumulatif	Bulan ini	Kumulatif
(1)	(2)	(3)	(4)	(5)	(6)
60012100	Looped pile fabrics; of cotton; knitted or crocheted	7.682	117.355	102.024	1.302.833
60012200	Looped pile fabrics; of man made fibres; knitted or crocheted	16.957	231.089	198.523	2.697.342
60012900	Looped pile fabrics; of other textile materials; knitted or crocheted	54	2.718	138	17.257
60019100	Pile fabrics, other than long pile fabrics and looped pile fabric; of cotton; knitted or crocheted	-	3.480	-	41.917
60019220	Pile fabrics of 100 % polyester staple fibres, of a width not less than 635 mm but not more than 762 mm, suitable for use in the manufacture of paint rollers; of man-made fibres	-	520	-	1.070
60019290	Pile fabrics, oth than long pile fabrics & looped pile;of man-made fibre;oth than pile fabrics of 100 % polyester staple fibres, of a width ≥ 635 mm but ≤ 762 mm & cont elastomeric yarn/rubber thread	11.815	73.117	62.562	339.520
60019900	Pile fabrics, other than "long pile" fabrics or looped pile fabric, knitted or crocheted; of other textile materials	198	219	6.627	12.957
60024000	Knitted or crocheted fabrics; containing by weight 5 % or more of elastomeric yarn or rubber thread, other than those of heading 6001	-	1.139	-	1.397
60029000	Knitted or crocheted fabrics of a width not exceeding 30 cm, of elastomeric yarn or rubber thread, other than those of heading 6001	3.134	45.685	6.515	334.607
60032000	Knitted or crocheted fabrics of a width not exceeding 30 cm, other than those of heading 6001 or 6002; of cotton	162	346	932	1.997
60033000	Knitted or crocheted fabrics of a width not exceeding 30 cm, other than those of heading 6001 or 6002; of synthetic fibres	-	642	-	9.200
60039000	Knitted or crocheted fabrics of a width not exceeding 30 cm, other than those of heading 6001 or 6002; n.e.c. in heading 6003	51	807	1.500	10.541
60041010	Knitted or crocheted fabrics of a width exceeding 30 cm, containing by weight 5 % or more but not more than 20 % of elastomeric yarn but not containing rubber thread, other than those of heading 6001	86.560	228.623	530.279	1.522.949
60041090	Knitted or crocheted fabrics of a width exceeding 30 cm, containing by weight more than 20 % of elastomeric yarn but not containing rubber thread; other than those of heading 6001	146.419	1.739.196	1.326.643	11.165.229
60049000	Knitted or crocheted fabrics of a width exceeding 30 cm, containing by weight 5 % or more of elastomeric yarn containing rubber thread, other than those of heading 6001	11.796	367.217	128.737	4.357.373
60052100	Warp knit fabrics (including those made on galloon knitting machines), other than those of headings 6001 to 6004; of cotton; unbleached or bleached	-	15	-	2.307
60052200	Warp knit fabrics (including those made on galloon knitting machines), other than those of headings 6001 to 6004; of cotton; dyed	936	68.477	9.169	1.136.051
60052300	Warp knit fabrics (including those made on galloon knitting machines), other than those of headings 6001 to 6004; of cotton; of yarn of different colours	-	3	-	9
60052400	Warp knit fabrics (including those made on galloon knitting machines), other than those of headings 6001 to 6004; of cotton; printed	0	0	9	9
60053500	Warp knit fabrics (including those made on galloon knitting machines), other than those of headings 6001 to 6004; of synthetic fibres; fabrics specified in Subheading Note 1 to this Chapter	-	0	-	10
60053610	Knitted swimwear fabrics of polyester and polybutylene terephthalate in which polyester predominates by weight; unbleached or bleached; other than those of heading 6001 to 6004	15	83	201	840

Tabel 3 : Ekspor Indonesia menurut Komoditi (Kode HS 8 digit)

Mei 2022

Kode H S	Uraian golongan barang	Berat bersih (Kg)		Nilai F.O.B. (U S \$)	
		Bulan ini	Kumulatif	Bulan ini	Kumulatif
(1)	(2)	(3)	(4)	(5)	(6)
60053690	Warp knit fabrics (incl those made on galloon knitting machines), other than those of headings 6001 to 6004; of synthetic fibres; unbleached or bleached; other than those of HS 60053610	56.015	145.279	148.426	371.722
60053710	Knitted swimwear fabrics of polyester and polybutylene terephthalate in which polyester predominates by weight; dyed; other than those of heading 6001 to 6004	3	65	29	412
60053790	Warp knit fabrics (incl those made on galloon knitting machines), other than those of headings 6001 to 6004; of synthetic fibres; dyed; other than those of HS 60053710	2.893	92.947	41.217	1.017.877
60053890	Warp knit fabrics (incl those made on galloon knitting machines), other than those of headings 6001 to 6004; of synthetic fibres; of yarns of different colours; other than those of HS 60053810	29.918	191.989	86.549	561.854
60053990	Warp knit fabrics (incl those made on galloon knitting machines), other than those of headings 6001 to 6004; of synthetic fibres; printed; other than those of HS 60053910	1	5	31	142
60054300	Warp knit fabrics (including those made on galloon knitting machines), other than those of headings 6001 to 6004; of artificial fibres; of yarn of different colours	-	1	-	5
60059010	Warp knit fabrics (including those made on galloon knitting machines), oth than in headings 6001-6004; oth than of cotton or of synthetic fibres or of artificial fibres; of wool or fine animal hair	-	10	-	4
60059090	Warp knit fabrics (incl those made on galloon knitting machines), oth than in headings 6001-6004; oth than of cotton or of synthetic fibres or of artificial fibres; oth than of wool/ fine animal hair	57.263	68.655	407.462	488.871
60061000	Fabrics; knitted or crocheted fabrics, other than those of headings 6001 to 6005; of wool or fine animal hair	-	413	-	2.864
60062100	Fabrics; knitted or crocheted fabrics, other than those of headings 6001 to 6005; of cotton; unbleached or bleached	17.184	132.921	138.616	769.390
60062200	Fabrics; knitted or crocheted fabrics, other than those of headings 6001 to 6005; of cotton; dyed	127.325	1.127.020	841.265	6.525.438
60062300	Fabrics; knitted or crocheted fabrics, other than those of headings 6001 to 6005; of cotton; of yarn of different colours	512	15.293	6.313	176.670
60062400	Fabrics; knitted or crocheted fabrics, other than those of headings 6001 to 6005; of cotton; printed	27.834	50.756	289.251	534.866
60063110	Knitted or crocheted fabrics, other than those of headings 6001 to 6005 ; of synthetic fibres; nylon fibre mesh of a kind used as backing material for mosaic tiles; unbleached or bleached	-	72	-	20
60063120	Knitted or crocheted fabrics, other than those of headings 6001 to 6005; of synthetic fibres; elastic (combined with rubber threads); unbleached or bleached	-	54	-	160
60063190	Knitted or crocheted fabrics, other than of headings 6001 to 6005; of synthetic fibres; unbleached or bleached; other than those of HS 60063110 or 60063120	201.189	820.364	891.167	3.715.885
60063210	Knitted or crocheted fabrics, other than those of headings 6001 to 6005; of synthetic fibres; nylon fibre mesh of a kind used as backing material for mosaic tiles; dyed	2	5.355	67	31.556
60063290	Knitted or crocheted fabrics, other than of headings 6001 to 6005; of synthetic fibres; dyed; other than those of HS 60063210 or 60063220	66.534	601.083	455.372	4.381.993
60063310	Knitted or crocheted fabrics, other than those of headings 6001 to 6005; of synthetic fibres; elastic (combined with rubber threads); of yarn of different colours	-	4.122	-	25.050
60063390	Knitted or crocheted fabrics, other than of headings 6001 to 6005; of synthetic fibres; of yarns of different colours; other than those of HS 60063310	84.601	590.408	429.468	3.049.973

Tabel 3 : Ekspor Indonesia menurut Komoditi (Kode HS 8 digit)

Mei 2022

Kode H S	Uraian golongan barang	Berat bersih (Kg)		Nilai F.O.B. (U S \$)	
		Bulan ini	Kumulatif	Bulan ini	Kumulatif
(1)	(2)	(3)	(4)	(5)	(6)
60063490	Knitted or crocheted fabrics, other than of headings 6001 to 6005; of synthetic fibres; printed; other than those of HS 60063410	2	967	26	14.524
60064110	Knitted or crocheted fabrics, other than those of headings 6001 to 6005; of artificial fibres; elastic (combined with rubber threads); unbleached or bleached	-	10.620	-	6.372
60064190	Knitted or crocheted fabrics, other than those of headings 6001 to 6005; of artificial fibres; other than elastic (combined with rubber threads); unbleached or bleached	0	37	1	46
60064290	Knitted or crocheted fabrics, other than those of headings 6001 to 6005; of artificial fibres; other than elastic (combined with rubber threads); dyed	1	4.013	2	33.302
60064490	Knitted or crocheted fabrics, other than those of headings 6001 to 6005; of artificial fibres; other than elastic (combined with rubber threads); printed	-	1	-	1
60069000	Knitted or crocheted fabrics, other than those of headings 6001 to 6005; other than of wool or animal hair or of cotton or of synthetic fibres or of artificial fibres	90.535	557.193	358.198	2.207.801
61012000	Men's or boys' overcoats, car-coats, capes, cloaks, anoraks (including ski-jackets), wind-cheaters, wind-jackets and similar articles, knitted or crocheted, other than those of heading 6103; of cotton	256.236	1.003.390	4.321.694	14.100.868
61013000	Men's or boys' overcoats, car-coats, capes, cloaks, anoraks (incl ski-jackets), wind-cheaters, wind-jackets and similar articles, knitted /crocheted, oth than those of heading 6103; of man-made fibres	102.556	411.925	2.438.967	8.686.467
61019000	Men's or boys' overcoats, car-coats, capes, cloaks, anoraks(incl ski-jackets), wind-cheaters, wind-jackets&similar articles, knitted/crocheted,oth than those of heading 6103;of other textile materials	99.794	547.682	3.216.135	11.255.916
61021000	Women's or girls' overcoats, car-coats, capes, cloaks, anoraks(incl ski-jackets), wind-cheaters, wind-jackets&similar articles, knitted/crocheted,oth than those of heading 6104;of wool/fine animal hair	1.573	1.580	6.078	6.120
61022000	Women's or girls' overcoats, car-coats, capes, cloaks, anoraks (incl ski-jackets), wind-cheaters, wind-jackets and similar articles, knitted or crocheted, oth than those of heading 6104; of cotton	272.318	1.414.614	4.254.815	26.600.541
61023000	Women's or girls' overcoats, car-coats, capes, cloaks, anoraks(incl ski-jackets), wind-cheaters, wind-jackets & similar articles, knitted/crocheted,oth than those of heading 6104; of man-made fibres	182.291	519.523	4.204.319	12.870.995
61029000	Women's or girls' overcoats, car-coats, capes, cloaks, anoraks(incl ski-jackets), wind-cheaters, wind-jackets&similar articles, knitted/crocheted,oth than those of heading 6104;of oth textile materials	22.172	127.327	632.293	3.028.863
61031000	Men's or boys' suits, knitted or crocheted	93.072	459.526	1.976.816	9.256.144
61032200	Men's or boys' ensembles, knitted or crocheted; of cotton	9.330	83.775	201.969	1.776.299
61032300	Men's or boys' ensembles, knitted or crocheted; of synthetic fibres	96	110.001	1.126	1.740.863
61032900	Men's or boys' ensembles, knitted or crocheted; of other textile materials	19.858	153.093	692.599	5.022.335
61033100	Men's or boys' jackets and blazers, knitted or crocheted; of wool or fine animal hair	9	9	82	82
61033200	Men's or boys' jackets and blazers, knitted or crocheted; of cotton	104.631	342.054	1.559.217	6.411.325
61033300	Men's or boys' jackets and blazers, knitted or crocheted; of cotton	62.962	113.364	1.572.805	2.764.657
61033990	Men's or boys' jackets and blazers, knitted or crocheted; of other textile materials; other than of ramie, linen or silk	36.176	262.966	1.137.018	7.096.670

Tabel 3 : Ekspor Indonesia menurut Komoditi (Kode HS 8 digit)

Mei 2022

Kode H S	Uraian golongan barang	Berat bersih (Kg)		Nilai F.O.B. (U S \$)	
		Bulan ini	Kumulatif	Bulan ini	Kumulatif
(1)	(2)	(3)	(4)	(5)	(6)
61034200	Men's or boys' trousers, bib and brace overalls, breeches and shorts (other than swimwear), knitted or crocheted; of cotton	1.108.222	4.645.145	17.497.809	79.969.264
61034300	Men's or boys' trousers, bib and brace overalls, breeches and shorts (other than swimwear), knitted or crocheted; of synthetic fibres	244.847	1.576.728	6.298.576	38.616.613
61034900	Men's or boys' trousers, bib and brace overalls, breeches and shorts (other than swimwear), knitted or crocheted; of other textile materials	163.269	1.126.615	3.549.356	23.953.057
61041300	Women's or girls' suits, knitted or crocheted; of synthetic fibres	6.391	72.738	136.403	1.464.607
61041920	Women's or girls' suits, knitted or crocheted; of other textile materials; of cotton	8.600	26.208	131.262	480.026
61041990	Women's or girls' suits, knitted or crocheted; of other textile materials; other than of cotton	36.922	250.116	355.806	2.806.260
61042200	Women's or girls' ensembles, knitted or crocheted; of cotton	2.319	51.805	53.728	1.031.558
61042300	Women's or girls' ensembles, knitted or crocheted; of synthetic fibres	3.073	18.525	53.677	393.468
61042900	Women's or girls' ensembles, knitted or crocheted; of other textile materials	13.882	68.468	232.609	867.877
61043100	Women's or girls' jackets and blazers, knitted or crocheted; of wool or fine animal hair	13	15	49.029	49.057
61043200	Women's or girls' jackets and blazers, knitted or crocheted; of cotton	183.796	292.556	3.442.760	8.415.525
61043300	Women's or girls' jackets and blazers, knitted or crocheted; of synthetic fibres	75.196	159.696	1.759.942	4.665.450
61043900	Women's or girls' jackets and blazers, knitted or crocheted; of other textile materials	1.235	6.610	14.454	120.590
61044100	Women's or girls' dresses, knitted or crocheted; of wool or fine animal hair	-	10.281	-	475.132
61044200	Women's or girls' dresses, knitted or crocheted; of cotton	168.129	2.331.562	3.575.294	49.606.014
61044300	Women's or girls' dresses, knitted or crocheted; of synthetic fibres	125.344	1.170.109	3.521.518	26.567.247
61044400	Women's or girls' dresses, knitted or crocheted; of artificial fibres	33.666	469.273	256.127	8.400.411
61044900	Women's or girls' dresses, knitted or crocheted; of other textile materials	293.419	2.310.316	1.611.908	18.888.658
61045100	Women's or girls' skirts and divided skirts, knitted or crocheted; of wool or fine animal hair	12	12	18.773	18.773
61045200	Women's or girls' skirts and divided skirts, knitted or crocheted; of cotton	32.709	189.742	765.427	4.538.543
61045300	Women's or girls' skirts and divided skirts, knitted or crocheted; of synthetic fibres	6.045	157.249	193.062	4.144.414
61045900	Women's or girls' skirts and divided skirts, knitted or crocheted; of other textile materials	6.752	32.923	186.902	612.101
61046100	Women's or girls' trousers, bib and brace overalls, breeches and shorts (other than swimwear), knitted or crocheted; of wool or fine animal hair	8	12	2.535	2.761
61046200	Women's or girls' trousers, bib and brace overalls, breeches and shorts (other than swimwear), knitted or crocheted; of cotton	1.740.440	11.354.016	34.712.794	222.193.233
61046300	Women's or girls' trousers, bib and brace overalls, breeches and shorts (other than swimwear), knitted or crocheted; of synthetic fibres	439.316	3.385.982	10.622.320	74.964.950
61046900	Women's or girls' trousers, bib and brace overalls, breeches and shorts (other than swimwear), knitted or crocheted; of other textile materials	218.944	918.182	5.679.575	22.880.838
61051000	Men's or boys' shirts, knitted or crocheted; of cotton	220.686	1.501.998	5.341.484	34.309.042
61052010	Men's or boys' shirts, knitted or crocheted; of man-made fibres; of synthetic fibres	174.459	1.328.668	2.871.220	26.123.111
61052020	Men's or boys' shirts, knitted or crocheted; of man-made fibres; of artificial fibres	69.770	342.483	2.106.838	8.766.902

Tabel 3 : Ekspor Indonesia menurut Komoditi (Kode HS 8 digit)

Mei 2022

Kode H S	Uraian golongan barang	Berat bersih (Kg)		Nilai F.O.B. (U S \$)	
		Bulan ini	Kumulatif	Bulan ini	Kumulatif
(1)	(2)	(3)	(4)	(5)	(6)
61059000	Men's or boys' shirts, knitted or crocheted; of other textile materials	28.614	267.661	374.569	2.093.278
61061000	Women's or girls' blouses, shirts and shirt-blouses, knitted or crocheted; of cotton	418.551	2.922.821	7.214.021	51.688.273
61062000	Women's or girls' blouses, shirts and shirt-blouses, knitted or crocheted; of man-made fibres	37.897	390.491	1.183.892	10.437.382
61069000	Women's or girls' blouses, shirts and shirt-blouses, knitted or crocheted; of other textile materials	25.383	299.718	646.684	7.774.952
61071100	Men's or boys' underpants and briefs, knitted or crocheted; of cotton	55.224	242.760	1.104.768	4.641.443
61071200	Men's or boys' underpants and briefs, knitted or crocheted; of man-made fibres	71.304	341.597	1.401.341	7.286.790
61071900	Men's or boys' underpants and briefs, knitted or crocheted; of other textile materials	23.455	300.749	738.510	9.878.594
61072100	Men's or boys' nightshirts and pyjamas, knitted or crocheted; of cotton	3.966	15.071	83.269	317.835
61072200	Men's or boys' nightshirts and pyjamas, knitted or crocheted; of man-made fibres	-	3.235	-	79.789
61072900	Men's or boys' nightshirts and pyjamas, knitted or crocheted; of other textile materials	216	574	7.718	11.935
61079100	Men's or boys' bathrobes, dressing gowns and similar articles, knitted or crocheted; of cotton	79.624	402.808	537.443	2.733.848
61079900	Men's or boys' bathrobes, dressing gowns and similar articles, knitted or crocheted; of other textile materials	43	6.597	1.339	230.532
61081100	Women's or girls' slips and petticoats, knitted or crocheted; of man-made fibres	0	41.253	1	1.103.710
61081930	Women's or girls' slips and petticoats, knitted or crocheted; of other textile materials; of cotton	128	5.609	66.453	443.882
61081940	Women's or girls' slips and petticoats, knitted or crocheted; of other textile materials; of silk	12	14	5.423	6.044
61081990	Women's or girls' slips and petticoats, knitted or crocheted; of other textile materials; other than of wool or fine animal hair, of cotton and of silk	314	102.058	4.631	1.134.543
61082100	Women's or girls' briefs and panties, knitted or crocheted; of cotton	16.938	119.411	461.408	3.608.507
61082200	Women's or girls' briefs and panties, knitted or crocheted; of man-made fibres	80.501	649.971	4.628.913	34.541.868
61082900	Women's or girls' briefs and panties, knitted or crocheted; of other textile materials	48.655	309.848	934.477	5.793.260
61083100	Women's or girls' nightdresses and pyjamas, knitted or crocheted; of cotton	64.676	359.321	1.085.968	5.769.905
61083200	Women's or girls' nightdresses and pyjamas, knitted or crocheted; of man-made fibres	89.884	479.995	2.025.366	12.183.002
61083900	Women's or girls' nightdresses and pyjamas, knitted or crocheted; of other textile materials	4.214	11.021	117.950	340.014
61089100	Women's or girls' negligees, bathrobes, dressing gowns and similar articles, knitted or crocheted; of cotton	12.034	285.597	180.433	5.381.656
61089200	Women's or girls' negligees, bathrobes, dressing gowns and similar articles, knitted or crocheted; of man-made fibres	4.090	49.252	59.585	1.564.874
61089900	Women's or girls' negligees, bathrobes, dressing gowns and similar articles, knitted or crocheted; of other textile materials	56	55.849	967	1.528.438
61091010	T-shirts, singlets and other vests, knitted or crocheted; of cotton; for men or boys	444.542	5.854.727	6.016.532	57.879.066
61091020	T-shirts, singlets and other vests, knitted or crocheted; of cotton; for women or girls	183.465	2.861.462	3.818.088	57.506.355
61099010	T-shirts, singlets and other vests, knitted or crocheted; of other textile materials; for men or boys, of ramie, linen or silk	144.959	810.368	2.764.991	16.172.789
61099020	T-shirts, singlets and other vests, knitted or crocheted; of other textile materials; for men or boys, of other textile materials	350.040	2.119.498	9.390.110	54.298.093

Tabel 3 : Ekspor Indonesia menurut Komoditi (Kode HS 8 digit)

Mei 2022

Kode H S	Uraian golongan barang	Berat bersih (Kg)		Nilai F.O.B. (U S \$)	
		Bulan ini	Kumulatif	Bulan ini	Kumulatif
(1)	(2)	(3)	(4)	(5)	(6)
61099030	T-shirts, singlets and other vests, knitted or crocheted; of other textile materials; for women or girls	344.620	2.706.453	7.293.650	49.795.003
61101100	Jerseys, pullovers, cardigans, waistcoats and similar articles, knitted or crocheted; of wool	971	4.395	59.586	155.361
61101200	Jerseys, pullovers, cardigans, waistcoats and similar articles, knitted or crocheted; of cashmir (cashmere) goats	17	715	2.820	30.273
61101900	Jerseys, pullovers, cardigans, waistcoats and similar articles, knitted or crocheted; other than of wool and of cashmir (cashmere) goats	6.519	107.273	207.767	2.059.105
61102000	Jerseys, pullovers, cardigans, waistcoats and similar articles, knitted or crocheted; of cotton	3.640.870	19.142.828	66.969.845	372.334.426
61103000	Jerseys, pullovers, cardigans, waistcoats and similar articles, knitted or crocheted; of man-made fibres	922.793	4.277.857	21.943.269	101.957.425
61109000	Jerseys, pullovers, cardigans, waistcoats and similar articles, knitted or crocheted; of other textile materials	316.991	1.689.534	5.564.691	29.683.545
61112000	Babies' garments and clothing accessories, knitted or crocheted; of cotton	665.832	3.439.048	16.924.966	87.242.021
61113000	Babies' garments and clothing accessories, knitted or crocheted; of synthetic fibres	143.648	467.853	2.670.106	12.104.879
61119010	Babies' garments and clothing accessories, knitted or crocheted; of other textile materials; of wool or fine animal hair	0	13.990	10	23.698
61119090	Babies' garments and clothing accessories, knitted or crocheted; of other textile materials; other than of wool or fine animal hair	42.244	213.013	484.995	3.604.806
61121100	Track suits, knitted or crocheted; of cotton	25.923	71.457	588.394	1.633.198
61121200	Track suits, knitted or crocheted; of synthetic	131.145	462.925	2.669.820	10.794.648
61121900	Track suits, knitted or crocheted; of other textile materials	44	13.318	1.976	360.947
61122000	Ski suits, knitted or crocheted	-	1	-	32
61123100	Men's or boys' swimwear, knitted or crocheted; of synthetic fibres	670	9.255	41.604	298.275
61123900	Men's or boys' swimwear, knitted or crocheted; of othertextile materials	5	9.555	609	204.963
61124110	Women's or girls' swimwear; mastectomy swimwear (post breast surgery swimwear); of synthetic fibres	54.899	783.318	1.804.346	28.168.019
61124190	Women's or girls' swimwear; other than mastectomy swimwear (post breast surgery swimwear); of synthetic fibres	26.843	1.591.934	1.034.634	49.982.435
61124910	Women's or girls' swimwear; mastectomy swimwear (post breast surgery swimwear); of other textile materials	2	32	68	5.561
61124990	Women's or girls' swimwear; other than mastectomy swimwear (post breast surgery swimwear); of other textile materials	9.704	69.535	586.417	3.857.145
61130010	Divers' suits (wetsuits), made up of knitted or crocheted fabrics of heading 5903, 5906 or 5907	-	5	-	805
61130040	Other protective work garments, made up of knitted or crocheted fabrics of heading 5903, 5906 or 5907	-	38	-	44
61130090	Garments, made up of knitted or crocheted fabrics of heading 5903, 5906 or 5907; other than divers' suits (wetsuits) or garments used for protection from fire or other protective work garments	3.153	38.593	82.912	1.155.809
61142000	Other garments, knitted or crocheted; of cotton	64.362	832.436	1.549.982	22.407.347
61143020	Garments used for protection from fire, knitted or crocheted; of man made fibres	10.640	112.626	293.309	3.275.227
61143090	Other garments, knitted or crocheted; of man-made fibres; other than used for protection from fire	78.681	566.932	2.383.910	15.764.400
61149010	Other garments, knitted or crocheted; of wool or fine animal hair	162	162	6.182	6.182
61149090	Other garments, knitted or crocheted; of other textile materials (other than of wool or fine animal hair)	100.089	392.558	1.941.977	12.990.999
61151090	Graduated compression hosiery, knitted or crocheted; other than stockings for varicose veins, of synthetic fibres	92	579	1.730	19.294

Tabel 3 : Ekspor Indonesia menurut Komoditi (Kode HS 8 digit)

Mei 2022

Kode H S	Uraian golongan barang	Berat bersih (Kg)		Nilai F.O.B. (U S \$)	
		Bulan ini	Kumulatif	Bulan ini	Kumulatif
(1)	(2)	(3)	(4)	(5)	(6)
61152100	Panty hose and tights, knitted or crocheted of synthetic fibres, measuring per single yarn less than 67 decitex; other than graduated compression hosiery	-	1.088	-	47.866
61152200	Panty hose and tights, knitted or crocheted; of synthetic fibres, measuring per single yarn 67 decitex or more; other than graduated compression hosiery	2.267	13.799	37.933	217.704
61152910	Other panty hose and tights, knitted or crocheted; of cotton	6.178	9.942	90.634	157.091
61152990	Other panty hose and tights, knitted or crocheted; of other textile materials (other than of cotton)	2.117	6.940	87.958	357.427
61153090	Women's full-length or knee-length hosiery, measuring per single yarn less than 67 decitex, knitted or crocheted, other than of cotton; other than graduated compression hosiery	153	1.243	287	1.983
61159400	Footwear without applied soles, knitted or crocheted; of wool or fine animal hair	33	33	183	183
61159500	Footwear without applied soles, knitted or crocheted; of cotton	713.998	3.445.644	9.573.660	44.826.182
61159600	Footwear without applied soles, knitted or crocheted; of synthetic fibres	23.457	129.185	355.480	1.851.502
61159900	Footwear without applied soles, knitted or crocheted; of other textile materials (other than of wool or fine animal hair, cotton and synthetic fibres)	56.180	266.634	995.969	4.640.412
61161010	Drivers' gloves, knitted or crocheted; impregnated, coated, covered or laminated with plastics or rubber	4.835	140.778	234.660	2.207.556
61161090	Gloves, mittens and mitts, knitted or crocheted; impregnated, coated, covered or laminated with plastics or rubber; other than drivers' gloves	37.870	180.466	1.227.315	7.179.340
61169100	Gloves, mittens and mitts, knitted or crocheted; other than impregnated, coated, covered or laminated with plastics or rubber; of wool or fine animal hair	2.785	2.813	85.023	85.059
61169200	Gloves, mittens and mitts, knitted or crocheted; other than impregnated, coated, covered or laminated with plastics or rubber; of cotton	28.086	133.073	87.427	464.618
61169300	Gloves, mittens and mitts, knitted or crocheted; other than impregnated, coated, covered or laminated with plastics or rubber; of synthetic fibres	214.527	1.201.280	5.377.729	34.967.022
61169900	Gloves, mittens & mitts, knitted/crocheted; oth than impregnated, coated, covered/laminated with plastics/rubber; of oth textile materials (oth than of wool/fine animal hair, cotton&synthetic fibres)	171.938	2.012.023	396.269	4.880.840
61171010	Shawls, scarves, mufflers, mantillas, veils and the like, knitted or crocheted; of cotton	32	1.459	498	21.868
61171090	Shawls, scarves, mufflers, mantillas, veils and the like, knitted or crocheted; of other than cotton	7.365	72.511	145.544	566.386
61178019	Ties, bow ties and cravats, knitted or crocheted; of other than wool or fine animal hair	194	2.529	12.740	272.042
61178020	Wrist bands, knee bands or ankle bands, knitted or crocheted	23	152	106	7.490
61178090	Other made up clothing accessories, knitted or crocheted; other than shawls, scarves, mufflers, mantillas, veils and the like, ties, bow ties and cravats, wrist bands, knee bands or ankle bands	19.990	108.887	507.266	2.046.580
61179000	Knitted or crocheted parts of garments or of clothing accessories	1.170	2.772	10.547	30.395
62012010	Men's or boys' overcoats, raincoats, car-coats, cloaks, capes, ponchos, three-quarter coats, greatcoats, hooded capes & similar articles, other than those of heading 6203; of wool or fine animal hair	7.511	35.456	704.698	3.187.462
62012090	Men's or boys' anoraks (including ski-jackets), wind-cheaters, wind-jackets and similar articles, other than those of heading 6203; of wool or fine animal hair	20.150	89.675	673.968	3.320.367

Tabel 3 : Ekspor Indonesia menurut Komoditi (Kode HS 8 digit)

Mei 2022

Kode H S	Uraian golongan barang	Berat bersih (Kg)		Nilai F.O.B. (U S \$)	
		Bulan ini	Kumulatif	Bulan ini	Kumulatif
(1)	(2)	(3)	(4)	(5)	(6)
62013010	Men's or boys' overcoats, raincoats, car-coats, cloaks, capes, ponchos, three-quarter coats, greatcoats, hooded capes and similar articles, other than those of heading 6203; of cotton	19	65.766	1.607	1.623.313
62013090	Men's or boys' anoraks (including ski-jackets), wind-cheaters, wind-jackets and similar articles, other than those of heading 6203; of cotton	84.913	1.362.308	1.304.151	13.947.358
62014010	Men's or boys' overcoats, raincoats, car-coats, cloaks, capes, ponchos, three-quarter coats, greatcoats, hooded capes and similar articles, other than those of heading 6203; of man-made fibres	193.754	379.603	4.028.936	13.050.080
62014090	Men's or boys' anoraks (including ski-jackets), wind-cheaters, wind-jackets and similar articles, other than those of heading 6203; of man-made fibres	351.494	1.417.231	14.229.465	55.127.719
62019011	Men's or boys' overcoats, raincoats, car-coats, cloaks, capes, ponchos, three-quarter coats, greatcoats, hooded capes and similar articles, other than those of heading 6203; of silk	235.351	432.308	10.309.430	19.597.063
62019019	Men's or boys' anoraks (including ski-jackets), wind-cheaters, wind-jackets and similar articles, other than those of heading 6203; of silk	43.612	46.395	596.837	740.401
62019021	Men's or boys' overcoats, raincoats, car-coats, cloaks, capes, ponchos, three-quarter coats, greatcoats, hooded capes and similar articles, other than those of heading 6203; of ramie	-	26	-	773
62019029	Men's or boys' anoraks (including ski-jackets), wind-cheaters, wind-jackets and similar articles, other than those of heading 6203, of ramie	2.206	11.431	3.283	149.312
62019090	Men's/boys' overcoats,car-coats,capes,cloaks,anoraks(including ski-jackets),wind-cheaters,wind-jackets&similar article, oth than those of heading 6203;of oth textile material (oth than of silk&ramie)	40.719	978.144	1.450.505	34.894.292
62022010	Women's or girls' overcoats, raincoats, car-coats, cloaks, capes, ponchos, three-quarter coats, greatcoats, hooded capes & similar articles, other than those of heading 6204; of wool/fine animal hair	4.767	19.306	519.706	1.969.762
62022090	Women's or girls' anoraks (including ski-jackets), wind-cheaters, wind-jackets and similar articles, other than those of heading 6204; of wool or fine animal hair	18.230	91.486	486.254	2.234.962
62023010	Women's or girls' overcoats, raincoats, car-coats, cloaks, capes, ponchos, three-quarter coats, greatcoats, hooded capes and similar articles, other than those of heading 6204; of cotton	146	3.737	4.584	151.633
62023090	Women's or girls' anoraks (including ski-jackets), wind-cheaters, wind-jackets and similar articles, other than those of heading 6204; of cotton	18.688	25.586	637.490	902.779
62024010	Women's or girls' overcoats, raincoats, car-coats, cloaks, capes, ponchos, three-quarter coats, greatcoats, hooded capes and similar articles, other than those of heading 6204; of man-made fibres	48.239	246.722	1.530.074	10.774.637
62024090	Women's or girls' anoraks (including ski-jackets), wind-cheaters, wind-jackets and similar articles, other than those of heading 6204; of man-made fibres	245.402	638.712	6.677.069	18.180.488
62029010	Women's or girls' overcoats, car-coats, capes, cloaks, anoraks (including ski-jackets), wind-cheaters, wind-jackets and similar articles, other than those of heading 6204; of silk	1.166	1.197	61.716	64.611
62029090	Women's/girls' overcoats,car-coats,capes,cloaks,anoraks(incl ski-jackets),wind-cheaters,wind-jackets&similar articles, oth than those of heading 6204;of oth textile materials (oth than of silk&ramie)	36.935	309.210	1.359.716	10.371.347
62031100	Men's or boys' suits; of wool or fine animal hair	22.462	273.791	292.452	2.882.188
62031200	Men's or boys' suits; of synthetic fibres	62.508	531.455	1.302.902	12.814.922
62031911	Men's or boys' suits; of cotton; printed by traditional batik process	24.336	41.758	464.500	835.141

Tabel 3 : Ekspor Indonesia menurut Komoditi (Kode HS 8 digit)

Mei 2022

Kode H S	Uraian golongan barang	Berat bersih (Kg)		Nilai F.O.B. (U S \$)	
		Bulan ini	Kumulatif	Bulan ini	Kumulatif
(1)	(2)	(3)	(4)	(5)	(6)
62031919	Men's or boys' suits; of cotton; other than printed by traditional batik process	65.337	300.290	1.574.626	5.851.065
62031921	Men's or boys' suits; of silk; printed by traditional batik process	137	7.586	1.308	220.724
62031929	Men's or boys' suits; of silk; other than printed by traditional batik process	5	8.728	472	161.698
62031990	Men's or boys' suits; of other textile materials (other than of cotton and silk)	102.830	789.199	2.372.984	18.146.848
62032290	Men's or boys' ensembles; of cotton; other than printed by traditional batik process	83	3.951	3.569	34.650
62032300	Men's or boys' ensembles; of synthetic fibres	1	225	170	7.131
62032990	Men's or boys' ensembles; of other textile materials (other than of wool or fine animal hair)	28	2.103	168	10.253
62033100	Men's or boys' jackets and blazers; of wool or fine animal hair	17.448	94.757	1.120.584	5.466.528
62033210	Men's or boys' jackets and blazers; of cotton; printed by traditional batik process	-	11	-	125
62033290	Men's or boys' jackets and blazers; of cotton; other than printed by traditional batik process	153.858	583.098	3.637.286	14.016.538
62033300	Men's or boys' jackets and blazers; of synthetic fibres	73.266	702.929	1.431.284	12.483.401
62033900	Men's or boys' jackets and blazers; of other textile materials (other than of wool or fine animal hair, cotton and synthetic fibres)	167.078	973.274	7.199.258	37.650.503
62034100	Men's or boys' trousers, bib and brace overalls, breeches and shorts (other than swimwear); of wool or fine animal hair	11.767	63.464	671.014	3.436.947
62034210	Men's or boys' bib and brace overalls; of cotton	13.364	46.264	224.865	1.382.342
62034290	Men's or boys' trousers, breeches and shorts (other than swimwear); of cotton	852.948	6.210.554	17.890.801	134.857.189
62034300	Men's or boys' trousers, bib and brace overalls, breeches and shorts (other than swimwear); of synthetic fibres	431.436	3.684.276	12.656.164	112.982.010
62034910	Men's or boys' trousers, bib and brace overalls, breeches and shorts (other than swimwear); of silk	9.621	208.901	388.162	7.817.226
62034990	Men's or boys' trousers, bib and brace overalls, breeches and shorts (other than swimwear); of other textile materials (other than of silk)	403.612	3.594.571	3.555.777	30.970.766
62041100	Women's or girls' suits; of wool or fine animal hair	1	152	454	5.459
62041210	Women's or girls' suits; of cotton; printed by traditional batik process	92	909	3.273	15.706
62041290	Women's or girls' suits; of cotton; other than printed by traditional batik process	15.172	395.583	704.851	8.312.433
62041300	Women's or girls' suits; of synthetic fibres	23.122	164.409	461.793	4.009.489
62041911	Women's or girls' suits; of silk; printed by traditional batik process	-	507	-	11.961
62041919	Women's or girls' suits; of silk; other than printed by traditional batik process	33.739	90.176	631.676	1.753.394
62041990	Women's or girls' suits; of other textile materials (other than of silk)	57.488	278.545	1.810.056	8.920.820
62042100	Women's or girls' ensembles; of wool or fine animal hair	-	658	-	26.862
62042210	Women's or girls' ensembles; of cotton; printed by traditional batik process	-	3	-	12
62042290	Women's or girls' ensembles; of cotton; other than printed by traditional batik process	31	2.998	1.205	73.396
62042300	Women's or girls' ensembles; of synthetic fibres	-	31.839	-	702.063
62042910	Women's or girls' ensembles; of silk	-	11	-	10.655
62042990	Women's or girls' ensembles; of other textile materials (other than of silk)	7.101	54.478	223.984	2.325.745
62043100	Women's or girls' jackets and blazers; of wool or fine animal hair	1.321	21.352	94.799	1.346.936
62043210	Women's or girls' jackets and blazers; of cotton; printed by traditional batik process	99	183	2.067	2.498

Tabel 3 : Ekspor Indonesia menurut Komoditi (Kode HS 8 digit)

Mei 2022

Kode H S	Uraian golongan barang	Berat bersih (Kg)		Nilai F.O.B. (U S \$)	
		Bulan ini	Kumulatif	Bulan ini	Kumulatif
(1)	(2)	(3)	(4)	(5)	(6)
62043290	Women's or girls' jackets and blazers; of cotton; other than printed by traditional batik process	14.590	115.684	608.126	3.789.788
62043300	Women's or girls' jackets and blazers; of synthetic fibres	60.503	515.899	1.916.546	14.216.787
62043919	Women's or girls' jackets and blazers; of silk; other than printed by traditional batik process	88	1.034	2.088	33.393
62043990	Women's or girls' jackets and blazers; of other textile materials (other than of silk)	6.087	135.613	221.168	3.439.522
62044100	Women's or girls' dresses; of wool or fine animal hair	198	52.459	3.031	1.637.608
62044210	Women's or girls' dresses; of cotton; printed by traditional batik process	464	9.970	15.888	340.760
62044290	Women's or girls' dresses; of cotton; other than printed by traditional batik process	214.744	1.873.883	5.194.863	46.948.562
62044300	Women's or girls' dresses; of synthetic fibres	365.319	2.927.106	12.148.698	96.492.222
62044400	Women's or girls' dresses; of artificial fibres	151.350	1.027.499	4.309.828	27.770.326
62044910	Women's or girls' dresses; of other textile materials (other than of wool or fine animal hair, cotton, synthetic fibres and artificial fibres); printed by traditional batik process	1.479	5.630	138.370	487.340
62044990	Women's or girls' dresses; of other textile materials (other than of wool or fine animal hair, cotton, synthetic fibres and artificial fibres); other than printed by traditional batik process	96.405	920.524	2.661.537	22.743.663
62045100	Women's or girls' skirts and divided skirts; of wool or fine animal hair	394	6.470	26.659	357.683
62045210	Women's or girls' skirts and divided skirts; of cotton; printed by traditional batik process	717	4.631	25.517	171.805
62045290	Women's or girls' skirts and divided skirts; of cotton; other than printed by traditional batik process	85.948	420.101	1.994.903	9.166.295
62045300	Women's or girls' skirts and divided skirts; of synthetic fibres	64.030	662.479	2.077.858	18.291.917
62045910	Women's or girls' skirts and divided skirts; of other textile material (other than of wool or fine animal hair, cotton and synthetic fibres); printed by traditional batik process	27	3.272	876	154.826
62045990	Women's or girls' skirts and divided skirts; of other textile material (other than of wool or fine animal hair, cotton and synthetic fibres); other than printed by traditional batik process	14.346	388.319	517.526	8.413.496
62046100	Women's or girls' trousers, bib and brace overalls, breeches and shorts (other than swimwear); of wool or fine animal hair	350	7.904	16.034	360.606
62046200	Women's or girls' trousers, bib and brace overalls, breeches and shorts (other than swimwear); of cotton	575.101	4.425.928	11.540.580	100.112.249
62046300	Women's or girls' trousers, bib and brace overalls, breeches and shorts (other than swimwear); of synthetic fibres	223.906	2.174.672	5.923.575	58.127.239
62046900	Women's or girls' trousers, bib and brace overalls, breeches and shorts (other than swimwear); of other textile materials (other than of wool or fine animal hair, cotton and synthetic fibres)	350.806	3.197.351	8.023.016	77.307.918
62052010	Men's or boys' shirts; of cotton; printed by traditional batik process	80	646	2.519	8.468
62052020	Men's or boys' shirts; of cotton; barong tagalog	2.552	6.389	78.685	192.512
62052090	Men's or boys' shirts; of cotton; other than printed by traditional batik process or barong tagalog	460.545	3.043.487	14.198.611	88.414.379
62053010	Men's or boys' shirts; of man-made fibres; barong tagalog	1.717	44.683	27.997	591.437
62053090	Men's or boys' shirts; of man-made fibres; other than barong tagalog	264.929	1.816.391	6.317.558	38.198.982
62059010	Men's or boys' shirts; of wool or fine animal hair	10	3.972	528	216.616
62059091	Men's or boys' shirts; of other textile materials (other than of wool or fine animal hair); printed by traditional batik process	12.096	115.062	356.951	3.739.103
62059092	Men's or boys' shirts; of other textile materials (other than of wool or fine animal hair); barong tagalog	-	1	-	104

Tabel 3 : Ekspor Indonesia menurut Komoditi (Kode HS 8 digit)

Mei 2022

Kode H S	Uraian golongan barang	Berat bersih (Kg)		Nilai F.O.B. (U S \$)	
		Bulan ini	Kumulatif	Bulan ini	Kumulatif
(1)	(2)	(3)	(4)	(5)	(6)
62059099	Men's or boys' shirts; of other textile materials (other than of wool or fine animal hair); other than printed by traditional batik process or barong tagalog	76.885	611.404	2.738.943	16.519.690
62061010	Women's or girls' blouses, shirts and shirt-blouses; of silk or silk waste; printed by traditional batik process	0	42	24	2.025
62061090	Women's or girls' blouses, shirts and shirt-blouses; of silk or silk waste; other than printed by traditional batik process	32.562	142.675	1.210.366	4.886.920
62062000	Women's or girls' blouses, shirts and shirt-blouses; of wool or fine animal hair	183	225	15.954	22.531
62063010	Women's or girls' blouses, shirts and shirt-blouses; of cotton; printed by traditional batik process	2.443	16.402	102.732	766.577
62063090	Women's or girls' blouses, shirts and shirt-blouses; of cotton; other than printed by traditional batik process	274.959	1.455.788	8.732.418	49.841.966
62064000	Women's or girls' blouses, shirts and shirt-blouses; of man-made fibres	928.260	6.205.954	27.228.677	178.551.063
62069000	Women's or girls' blouses, shirts and shirt-blouses; of other textile materials (other than of silk or silk waste, wool or fine animal hair, cotton and man-made fibres)	76.524	389.089	797.771	11.702.059
62071100	Men's or boys' underpants and briefs; of cotton	44.838	304.610	898.347	6.338.273
62071900	Men's or boys' underpants and briefs; of other textile materials (other than of cotton)	5.302	9.871	29.447	125.130
62072110	Men's or boys' nightshirts and pyjamas; of cotton; printed by traditional batik process	-	1	-	65
62072190	Men's or boys' nightshirts and pyjamas; of cotton; other than printed by traditional batik process	10.591	55.752	247.152	1.098.190
62072200	Men's or boys' nightshirts and pyjamas; of man-made fibres	-	4.758	-	80.601
62072990	Men's or boys' nightshirts and pyjamas; of other textile materials (other than of silk, cotton and man-made fibres)	515	1.149	22.547	41.555
62079100	Men's or boys' singlets and other vests, bathrobes, dressing gowns and similar articles; of cotton	11.723	110.955	605.562	4.386.199
62079910	Men's or boys' singlets and other vests, bathrobes, dressing gowns and similar articles; of man-made fibres	794	37.632	15.379	1.351.836
62079990	Men's or boys' singlets and other vests, bathrobes, dressing gowns and similar articles; of other textile materials (other than of cotton and man-made fibres)	4.867	198.548	113.184	1.265.009
62081100	Women's or girls' slips and petticoats; of man-made fibres	16.261	614.854	170.977	15.857.095
62081900	Women's or girls' slips and petticoats; of other textile materials (other than of man-made fibres)	2.676	190.025	2.796	1.087.063
62082110	Women's or girls' nightdresses and pyjamas; of cotton; printed by traditional batik process	5	537	17	14.814
62082190	Women's or girls' nightdresses and pyjamas; of cotton; other than printed by traditional batik process	3.890	37.434	166.412	1.414.091
62082200	Women's or girls' nightdresses and pyjamas; of man-made fibres	59.211	357.752	1.993.332	17.571.958
62082910	Women's or girls' nightdresses and pyjamas; of other textile materials (other than of cotton and man-made fibres); printed by traditional batik process	-	3	-	583
62082990	Women's or girls' nightdresses and pyjamas; of other textile materials (other than of cotton and man-made fibres); other than printed by traditional batik process	7.841	61.010	77.370	504.571
62089110	Women's or girls' singlets and other vests, briefs, panties, negligees, bathrobes, dressing gowns and similar articles; of cotton; printed by traditional batik process	70	1.250	717	23.829
62089190	Women's or girls' singlets and other vests, briefs, panties, negligees, bathrobes, dressing gowns and similar articles; of cotton; other than printed by traditional batik process	3.105	141.726	68.990	3.984.812
62089210	Women's or girls' singlets and other vests, briefs, panties, negligees, bathrobes, dressing gowns and similar articles; of man-made fibres; printed by traditional batik process	86	12.041	6.100	149.146

Tabel 3 : Ekspor Indonesia menurut Komoditi (Kode HS 8 digit)

Mei 2022

Kode H S	Uraian golongan barang	Berat bersih (Kg)		Nilai F.O.B. (U S \$)	
		Bulan ini	Kumulatif	Bulan ini	Kumulatif
(1)	(2)	(3)	(4)	(5)	(6)
62089290	Women's or girls' singlets and other vests, briefs, panties, negligees, bathrobes, dressing gowns and similar articles; of man-made fibres; other than printed by traditional batik process	23.269	117.152	580.197	3.924.478
62089910	Women's or girls' singlets and other vests, briefs, panties, negligees, bathrobes, dressing gowns and similar articles; of wool or fine animal hair	478	485	26.235	26.826
62089990	Women's/girls' singlets and other vests, briefs, panties, negligees, bathrobes, dressing gowns & similar articles; of oth textile materials (oth than of cotton, man-made fibres, wool/fine animal hair)	664	20.229	10.388	410.469
62092030	Babies' t-shirts, shirts, pyjamas and similar articles; of cotton	82.681	1.042.739	1.520.404	17.600.351
62092040	Babies' suits, pants and similar articles; of cotton	48.639	307.348	674.182	2.967.456
62092090	Babies' garments and clothing accessories (other than t-shirts, shirts, pyjamas, suits, pants and similar articles); of cotton	55.941	188.359	1.359.766	5.599.786
62093010	Babies' suits, pants and similar articles; of synthetic fibres	10.158	318.559	117.975	8.096.671
62093030	Babies' t-shirts, shirts, pyjamas and similar articles; of synthetic fibres	2.527	38.288	66.531	619.232
62093040	Babies' clothing accessories; of synthetic fibres	628	2.873	28.015	107.315
62093090	Babies' garments (other than t-shirts, shirts, pyjamas, suits, pants and similar articles); of synthetic fibres	16.175	27.363	175.833	285.860
62099000	Babies' garments and clothing accessories; of other textile materials (other than of cotton and synthetic fibres)	10.247	93.987	309.380	2.965.832
62101019	Protective work garments; other than used for protection from chemical substances, radiation or fire; made up of fabrics of heading 5602, 5603	33.684	161.999	220.951	1.114.970
62101090	Garments, other than protective work garments; made up of fabrics of heading 5602 or 5603	78.868	484.042	736.730	2.990.097
62102020	Garments used for protection from fire; of the type described in heading 6201	-	2.330	-	279.337
62102040	Other protective work garments; other than used for protection from fire, chemical substances or radiation; of the type described in heading 6201	533	14.009	34.664	816.261
62102090	Garments; other than used for protection from fire, chemical substances, radiation or for protective work; of the type described in heading 6201	24.368	134.918	1.138.379	3.084.149
62103020	Garments used for protection from fire; of the type described in heading 6202	-	8	-	188
62103090	Garments; other than used for protection from fire, chemical substances, radiation or for protective work; of the type described in heading 6202	11.278	46.503	371.012	1.232.425
62104010	Men's or boys' garments; used for protection from fire	2.587	31.627	152.255	1.294.037
62104020	Men's or boys' garments; used for protection from chemical substances or radiation	87	5.026	125	252.156
62104090	Men's or boys' garments, other than used for protection from fire or chemical substances or radiation	29.846	172.648	692.456	5.373.957
62105010	Women's or girls' garments; used for protection from fire	-	382.937	-	3.545.747
62105090	Women's or girls' garments, other than used for protection from fire or chemical substances or radiation	229.901	1.114.486	4.582.850	28.425.431
62111100	Men's or boys' swimwear	54.104	572.431	1.902.627	17.148.636
62111200	Women's or girls' swimwear	12.488	150.347	1.316.564	9.372.895
62112000	Ski suits	0	863	66	9.816
62113210	Men's or boys' garments for fencing or wrestling, of cotton	3.624	4.062	471.750	475.150
62113220	Men's or boys' pilgrimage robes (Ehram), of cotton	-	5.224	-	122.075
62113290	Men's or boys' garments of cotton, other than for fencing or wrestling or pilgrimage robes (ehram)	24.782	307.018	246.812	5.198.338
62113310	Men's or boys' garments for fencing or wrestling, of man-made fibres	1.781	135.820	88.813	2.748.240
62113320	Men's or boys' garments used for protection from fire, of man-made fibres	1.434	3.872	23.780	51.647

Tabel 3 : Ekspor Indonesia menurut Komoditi (Kode HS 8 digit)

Mei 2022

Kode H S	Uraian golongan barang	Berat bersih (Kg)		Nilai F.O.B. (U S \$)	
		Bulan ini	Kumulatif	Bulan ini	Kumulatif
(1)	(2)	(3)	(4)	(5)	(6)
62113340	Men's or boys' pilgrimage robes (Ihram); of man-made fibres	151	152	15.216	15.790
62113390	Men's or boys' garments; other than for fencing or wrestling or used for protection from fire or chemical substances or radiation or pilgrimage robes (Ihram); of man-made fibres	52.376	1.135.268	882.780	15.898.950
62113910	Men's or boys' garments for fencing or wrestling; of other textile materials (other than of cotton and man-made fibres)	-	199	-	1.455
62113920	Men's or boys' garments used for protection from fire; of other textile materials (other than of cotton and man-made fibres)	-	17	-	1.128
62113990	Men's or boys' garment, oth than pilgrimage robes (Ihram)/for fencing/wrestling/used for protection from fire/chemical substances/radiation; of oth textile material (oth than of cotton&man-made fibres)	2.066	387.557	124.238	3.445.586
62114210	Women's or girls' garments for fencing or wrestling; of cotton	680	4.446	25.200	142.876
62114220	Women's or girls' prayer cloaks; of cotton	5.803	56.728	453.146	2.620.542
62114230	Women's or girls' sarong of tubular type; of cotton	45.745	125.070	449.172	1.145.577
62114290	Women's or girls' garments, other than for fencing or wrestling or prayer cloaks or sarong of tubular type; of cotton	13.877	179.438	547.280	6.468.374
62114310	Women's or girls' surgical gowns; of man-made fibres	96.526	541.316	1.005.796	6.098.364
62114320	Women's or girls' prayer cloaks; of man-made fibres	2.354	12.975	13.143	79.539
62114330	Women's or girls' anti-explosive protective suits; of man-made fibres	-	36	-	742
62114340	Women's or girls' garments for fencing or wrestling; of man-made fibres	-	1.053	-	295.276
62114360	Women's or girls' flyers' coveralls; of man-made fibres	-	265	-	29.274
62114370	Women's or girls' sarong of tubular type; of man-made fibres	57.003	145.005	1.271.061	2.048.346
62114390	Women's or girls' garments; of man-made fibres; other than those of HS 62114310 - 62114370	127.690	1.036.188	3.326.765	27.526.689
62114910	Women's or girls' garments for fencing or wrestling; of other textile materials (other than of cotton and man-made fibres)	470	2.597	500	92.634
62114939	Women's or girls' prayer cloaks; of other than wool or fine animal hair	424	17.056	1.107	228.462
62114950	Women's or girls' sarong of tubular type; of other textile materials (other than of cotton and man-made fibres)	39.348	121.038	213.068	1.489.518
62114990	Women's or girls' garments; of other textile materials, other than those of HS 62114910 - 62114960	21.705	258.430	112.823	3.718.982
62121011	Mastectomy bra (post breast surgery bra) of cotton, whether or not knitted or crocheted	0	834	1	44.307
62121019	Brassieres of cotton, whether or not knitted or crocheted; other than mastectomy bra (post breast surgery bra)	227.871	1.363.315	9.721.651	58.082.476
62121091	Mastectomy bra (post breast surgery bra) of other textile materials (other than of cotton), whether or not knitted or crocheted	117.637	833.719	5.766.802	41.915.250
62121099	Brassieres of other textile materials (other than of cotton), whether or not knitted or crocheted; other than mastectomy bra (post breast surgery bra)	402.113	3.264.795	16.787.553	131.711.190
62122090	Girdles and panty-girdles, whether or not knitted or crocheted, of other textile materials (other than of cotton)	1.825	42.354	65.230	1.445.686
62123090	Corselettes, whether or not knitted or crocheted, of other textile materials (other than of cotton)	16.860	83.730	279.616	1.462.903
62129019	Braces, suspenders, garters and similar articles and parts thereof, whether or not knitted or crocheted, of cotton	988	18.839	48.071	914.805
62129092	Athletic supporters, whether or not knitted or crocheted, of other textile materials (other than of cotton)	163	207	810	1.073
62129099	Braces, suspenders, garters and similar articles and parts thereof, whether or not knitted or crocheted, of other textile materials (other than of cotton)	3.097	71.331	102.430	2.462.068
62132010	Handkerchiefs of cotton, printed by the traditional batik process	-	0	-	4
62132090	Handkerchiefs of cotton, other than printed by the traditional batik process	-	23	-	925

Tabel 3 : Ekspor Indonesia menurut Komoditi (Kode HS 8 digit)

Mei 2022

Kode H S	Uraian golongan barang	Berat bersih (Kg)		Nilai F.O.B. (U S \$)	
		Bulan ini	Kumulatif	Bulan ini	Kumulatif
(1)	(2)	(3)	(4)	(5)	(6)
62139019	Handkerchiefs, of silk or silk waste, other than printed by the traditional batik process	0	5	10	78
62139099	Handkerchiefs, of other textile materials (other than of cotton or silk or silk waste), other than printed by the traditional batik process	-	608	-	13.270
62141010	Shawls, scarves, mufflers, mantillas, veils and the like; of silk or silk waste; printed by the traditional batik process	78	11.615	1.625	403.737
62141090	Shawls, scarves, mufflers, mantillas, veils and the like; of silk or silk waste; other than printed by the traditional batik process	127	13.508	3.706	54.306
62142000	Shawls, scarves, mufflers, mantillas, veils and the like; of wool or fine animal hair	8	308	10.411	29.371
62143010	Shawls, scarves, mufflers, mantillas, veils and the like; of synthetic fibres; printed by the traditional batik process	-	4.518	-	6.978
62143090	Shawls, scarves, mufflers, mantillas, veils and the like; of synthetic fibres; other than printed by the traditional batik process	1.167	13.438	15.552	190.614
62144010	Shawls, scarves, mufflers, mantillas, veils and the like; of artificial fibres; printed by the traditional batik process	56	186	256	789
62144090	Shawls, scarves, mufflers, mantillas, veils and the like; of artificial fibres; other than printed by the traditional batik process	58	10.093	1.698	100.736
62149010	Shawls, scarves, mufflers, mantillas, veils&the like; of oth textile materials (oth than silk/silk waste,wool/fine animal hair,synthetic/artificial fibres); printed by the traditional batik process	-	2	-	152
62149090	Shawls,scarves,mufflers,mantillas,veils&the like; of oth textile material (oth than silk/silk waste,wool/fine animal hair,synthetic/artificial fibres);oth than printed by the traditional batik process	1.499	12.322	19.178	244.599
62151090	Ties, bow ties and cravat; of silk or silk waste; other than printed by the traditional batik process	0	35	1	2.861
62152090	Ties, bow ties and cravat; of man-made fibres; other than printed by the traditional batik process	-	2.377	-	59.579
62159090	Ties, bow ties and cravat; of other textile materials (other than of silk or silk waste and man-made fibres); other than printed by the traditional batik process	55	77	225	936
62160010	Protective work gloves, mittens and mitts	92.662	526.180	3.527.501	21.249.550
62160091	Gloves, mittens and mitts of wool or fine animal hair	-	104	-	1.422
62160092	Gloves, mittens and mitts of cotton	-	83	-	309
62160099	Gloves, mittens and mitts, of other textile materials (other than of wool or fine animal hair and cotton)	23.467	123.428	1.474.950	7.505.398
62171010	Judo belts	39	351	92	7.443
62171090	Other made up clothing accessories, other than those of heading 6212; other than judo belts	18.537	138.175	256.672	2.208.271
62179000	Parts of garments or of clothing accessories, other than those of heading 6212	736	4.714	17.612	129.541
63011000	Electric blankets	34	6.279	767	69.460
63012000	Blankets (other than electric blankets) and travelling rugs, of wool or of fine animal hair	13.530	65.504	383.805	2.113.001
63013010	Blankets (other than electric Blankets) and travelling rugs, of cotton; printed by traditional batik process	-	10	-	16
63013090	Blankets (other than electric Blankets) and travelling rugs, of cotton; other than printed by traditional batik process	652	11.759	9.090	181.550
63014010	Blankets (other than electric blankets) and travelling rugs, of synthetic fibres; of nonwoven fabrics	702	1.848	9.004	23.547
63014090	Blankets (other than electric blankets) and travelling rugs, of synthetic fibres; of other than nonwoven fabrics	10.899	84.363	81.732	567.643
63019010	Other blankets and travelling rugs; of nonwoven fabrics	-	322	-	337
63019090	Other blankets and travelling rugs; of other than nonwoven fabrics	423	14.447	4.606	228.541
63021000	Bed linen, knitted or crocheted	645	50.966	10.972	433.658

Tabel 3 : Ekspor Indonesia menurut Komoditi (Kode HS 8 digit)

Mei 2022

Kode H S	Uraian golongan barang	Berat bersih (Kg)		Nilai F.O.B. (U S \$)	
		Bulan ini	Kumulatif	Bulan ini	Kumulatif
(1)	(2)	(3)	(4)	(5)	(6)
63022100	Bed linen of cotton, printed	1.522	8.792	8.372	149.929
63022210	Bed linen of nonwoven fabrics, printed	21	1.090	125	6.541
63022290	Bed linen of man-made fibres (other than of nonwoven fabrics), printed	25	1.201	179	39.591
63022900	Bed linen of other textile materials (other than of cotton and man-made fibres), printed	52	1.145	1.955	6.243
63023100	Bed linen of cotton, not knitted/crocheted or printed	539	4.729	21.871	87.695
63023210	Bed linen of nonwoven fabrics, not knitted/crocheted or printed	-	1	-	3
63023290	Bed linen of man-made fibres (other than of nonwoven fabrics), not knitted/crocheted or printed	133	4.398	1.662	77.748
63023900	Bed linen of other textile materials (other than of cotton and man-made fibres), not knitted/crocheted or printed	57	526	846	6.594
63024000	Table linen, knitted or crocheted	4	69	8	4.693
63025190	Table linen of cotton, other than printed by traditional batik process; not knitted or crocheted	93	2.201	2.423	28.618
63025300	Table linen of man-made fibres; not knitted or crocheted	633	5.997	5.713	59.420
63025990	Table linen of other textile materials (other than of flax); not knitted or crocheted	3.079	22.692	15.817	155.991
63026000	Toilet linen and kitchen linen, of terry towelling or similar terry fabrics, of cotton	20.618	191.354	110.376	1.807.316
63029100	Toilet linen and kitchen linen, other than of terry towelling or similar terry fabrics, of cotton	48.029	269.504	383.943	2.013.359
63029300	Toilet linen and kitchen linen, other than of terry towelling or similar terry fabrics, of man-made fibres	-	532	-	6.474
63029990	Toilet linen and kitchen linen, other than of terry towelling or similar terry fabrics, of other textile materials (other than of flax)	125	4.249	195	44.818
63031200	Curtains (including drapes) and interior blinds; curtain or bed valances; knitted or crocheted; of synthetic fibres	13.975	68.028	131.723	750.466
63031910	Curtains (including drapes) and interior blinds; curtain or bed valances; knitted or crocheted; of cotton	95	577	120	9.734
63031990	Curtains (including drapes) and interior blinds; curtain or bed valances; knitted or crocheted; of other textile materials (other than of synthetic fibres and cotton)	381	6.759	4.253	258.118
63039100	Curtains (including drapes) and interior blinds; curtain or bed valances; not knitted or crocheted; of cotton	648	2.431	5.741	31.272
63039200	Curtains (including drapes) and interior blinds; curtain or bed valances; not knitted or crocheted; of synthetic fibres	41.426	174.203	401.050	1.757.188
63039900	Curtains (including drapes) and interior blinds; curtain or bed valances; not knitted or crocheted; of other textile materials (other than of cotton and synthetic fibres)	49.270	435.278	697.507	6.673.916
63041100	Bedspreads, excluding those of heading 9404; knitted or crocheted	37	552	130	19.706
63041910	Bedspreads, excluding those of heading 9404; not knitted or crocheted; of cotton	1.297	2.344	3.073	10.567
63041920	Bedspreads, excluding those of heading 9404; not knitted or crocheted; of other than cotton, nonwoven	-	200	-	56
63041990	Bedspreads, excluding those of heading 9404; not knitted or crocheted; of other than cotton, other than nonwoven	10.611	14.795	74.376	112.292
63042000	Bed nets specified in Subheading Note 1 to this Chapter	4	600	30	4.650
63049110	Mosquito nets; knitted or crocheted	4.586	7.609	65.618	84.744
63049190	Other furnishing articles, other than mosquito nets, excluding those of heading 9404; knitted or crocheted	814	189.792	6.727	92.020
63049200	Other furnishing articles, excluding those of heading 9404; not knitted or crocheted, of cotton	818	6.787	17.608	92.036
63049300	Other furnishing articles, excluding those of heading 9404; not knitted or crocheted, of synthetic fibres	1.935	8.231	29.904	253.024
63049900	Other furnishing articles, excluding those of heading 9404; not knitted or crocheted, of other textile materials (other than of cotton and synthetic fibres)	33.846	248.624	349.458	2.619.922

Tabel 3 : Ekspor Indonesia menurut Komoditi (Kode HS 8 digit)

Mei 2022

Kode H S	Uraian golongan barang	Berat bersih (Kg)		Nilai F.O.B. (U S \$)	
		Bulan ini	Kumulatif	Bulan ini	Kumulatif
(1)	(2)	(3)	(4)	(5)	(6)
63051011	New sacks and bags of jute, of a kind used for the packing of goods	262	4.077	4.288	22.804
63051019	New sacks and bags of other textile bast fibres of heading 5303, of a kind used for the packing of goods	714	3.887	2.601	36.085
63051021	Used sacks and bags of jute, of a kind used for the packing of goods	1	5	69	284
63051029	Used sacks and bags of other textile bast fibres of heading 5303, of a kind used for the packing of goods	2	137	123	596
63052000	Sacks and bags, of a kind used for the packing of goods; of cotton	17.459	48.573	135.735	384.891
63053210	Sacks and bags, of a kind used for the packing of goods; flexible intermediate bulk containers; nonwoven	48	173	1.680	7.642
63053220	Sacks and bags, of a kind used for the packing of goods; flexible intermediate bulk containers; knitted or crocheted	-	61.178	-	198.671
63053290	Sacks and bags, of a kind used for the packing of goods; flexible intermediate bulk containers; other than nonwoven, other than knitted or crocheted	315.431	2.410.456	1.534.240	11.406.411
63053310	Sacks and bags, of a kind used for the packing of goods; of polyethylene or polypropylene strip or the like; knitted or crocheted	119.538	944.282	273.200	2.264.735
63053320	Sacks and bags, of a kind used for the packing of goods; of polyethylene or polypropylene strip or the like; of woven fabrics of strip or the like	303.339	1.547.892	849.261	4.234.964
63053390	Sacks and bags, of a kind used for the packing of goods; of polyethylene or polypropylene strip or the like; other than of woven fabrics of strip or the like, other than knitted or crocheted	714.544	4.083.871	1.990.034	10.970.939
63053990	Sacks and bags, of a kind used for the packing of goods; of other man-made textile materials; other than nonwoven, other than knitted or crocheted	121.714	626.654	162.472	534.221
63059010	Sacks and bags, of a kind used for the packing of goods; of hemp of heading 5305	-	2	-	292
63059090	Sacks and bags, of a kind used for the packing of goods; of other textile materials (other than of hemp or coconut (coir) of heading 5305)	5.667	83.587	27.297	407.971
63061200	Tarpaulins, awnings and sunblinds; of synthetic fibres	1.290	6.369	43.053	170.952
63061920	Tarpaulins, awnings and sunblinds; of other textile materials; of cotton	-	200	-	741
63061990	Tarpaulins, awnings and sunblinds; of other textile materials (other than of vegetable textile fibres of heading 5305 and cotton)	96	16.757	565	46.277
63062200	Tents (including temporary canopies and similar articles); of synthetic fibres	1	1.481	30	2.516
63062990	Tents (including temporary canopies and similar articles); of other textile materials; other than of cotton	5.391	149.400	80.806	1.754.427
63063000	Sails for boats	-	62	-	298
63064010	Pneumatic mattresses; of cotton	63	359	400	2.377
63064090	Pneumatic mattresses; of other than cotton	5	185	85	1.087
63069091	Camping goods; other than of nonwoven; of cotton	131	1.239	407	5.648
63069099	Camping goods; other than of nonwoven; of other than cotton	732	741.358	24.614	2.874.247
63071010	Floor-cloths, dish-cloths, dusters and similar cleaning cloths; of nonwoven other than felt	20	884	85	3.563
63071020	Floor-cloths, dish-cloths, dusters and similar cleaning cloths; of felt	-	48	-	32
63071090	Floor-cloths, dish-cloths, dusters and similar cleaning cloths; of woven other than felt	22.540	319.109	138.145	2.129.654
63072000	Life-jackets and life-belts	280	13.867	12.674	365.017
63079030	Umbrella covers in pre-cut triangular form	2	818	1.142	17.407
63079040	Surgical masks	1.846	36.041	43.596	404.878
63079061	Safety harnesses; suitable for industrial use	-	161	-	2.598
63079069	Safety harnesses; not suitable for industrial use	10.853	58.635	133.345	919.929

Tabel 3 : Ekspor Indonesia menurut Komoditi (Kode HS 8 digit)

Mei 2022

Kode H S	Uraian golongan barang	Berat bersih (Kg)		Nilai F.O.B. (U S \$)	
		Bulan ini	Kumulatif	Bulan ini	Kumulatif
(1)	(2)	(3)	(4)	(5)	(6)
63079070	Fans and handscreens	85	3.166	1.177	69.234
63079080	Laces for shoes, boots, corsets and the like	3.182	28.202	36.502	465.590
63079090	Other made up articles, including dress patterns; other than umbrella covers in pre-cut triangular form, surgical masks, safety harnesses, fans&handscreens, laces for shoes, boots, corsets&the like	23.446	247.821	448.180	2.849.278
63080000	Sets consisting of woven fabric&yarn, whether/not with accessories for making up into rugs, tapestries, embroidered table cloths/serviettes/similar textile articles, put up in packings for retail sale	131	1.538	234	8.164
63090000	Worn clothing and other worn articles	5.651	112.676	49.401	458.557
63101090	Scrap twine, cordage, rope and cables and worn out articles of twine, cordage, rope or cables, of textile materials; sorted	26.804	363.836	12.597	138.145
63109010	Used or new rags, of textile materials; unsorted	1.000	1.000	1.500	1.500
63109090	Scrap twine, cordage, rope and cables and worn out articles of twine, cordage, rope or cables, of textile materials; unsorted	-	775	-	1.663
64011000	Waterproof footwear with outer soles and uppers of rubber or of plastics; incorporating a protective metal toe-cap	880	20.548	23.405	270.067
64019210	Waterproof footwear with outer soles and uppers of rubber or of plastics; covering the ankle but not covering the knee; incorporating a protective non-metal toe-cap	26.024	32.285	232.813	289.333
64019290	Waterproof footwear with outer soles and uppers of rubber or of plastics; covering the ankle but not covering the knee; other than incorporating a protective non-metal toe-cap	114.070	1.424.876	1.441.896	15.633.184
64019910	Waterproof footwear with outer soles and uppers of rubber or of plastics; not covering the ankle; covering the knee	-	80	-	1.544
64019990	Waterproof footwear with outer soles and uppers of rubber or of plastics; not covering the ankle; other than covering the knee	2.926	23.751	5.935	57.908
64021200	Sports footwear; ski-boots, cross-country ski footwear and snowboard boots with outer soles and uppers of rubber or plastics	-	14.015	-	437.622
64021910	Sports footwear; other than ski-boots, cross-country ski footwear and snowboard boots; wrestling footwear with outer soles and uppers of rubber or plastics	360	1.445	1.215	62.929
64021990	Sports footwear with outer soles and uppers of rubber or plastics; other than ski-boots, cross-country ski footwear and snowboard boots or wrestling footwear	1.986.228	11.866.749	37.648.514	224.980.025
64022000	Footwear with upper straps or thongs assembled to the sole by means of plugs	35.087	219.830	754.672	2.350.117
64029191	Footwear with outer soles and uppers of rubber or plastics; other than diving boots; covering the ankle; incorporating a protective metal toe-cap	6.035	53.635	49.523	452.574
64029192	Footwear with outer soles and uppers of rubber or plastics; other than diving boots; covering the ankle; incorporating a protective non-metal toe-cap	12	12	433	433
64029199	Footwear with outer soles and uppers of rubber or plastics; other than diving boots; covering the ankle; other than incorporating a protective metal or non-metal toe-cap	60.851	235.413	1.327.555	4.198.215
64029910	Footwear with outer soles and uppers of rubber or plastic; other than covering the ankle; incorporating a protective metal toe-cap	5.004	5.006	87.939	88.189
64029920	Footwear with outer soles and uppers of rubber or plastic; other than covering the ankle; incorporating a protective non-metal toe-cap	-	4.736	-	77.528
64029990	Footwear with outer soles and uppers of rubber or plastic; other than covering the ankle; other than incorporating a protective metal or non-metal toe-cap	932.291	8.039.367	16.513.313	131.071.040
64031200	Ski-boots, cross-country ski footwear and snowboard boots with outer soles of rubber, plastics, leather or composition leather and uppers of leather	-	10.597	-	225.678

Tabel 3 : Ekspor Indonesia menurut Komoditi (Kode HS 8 digit)

Mei 2022

Kode H S	Uraian golongan barang	Berat bersih (Kg)		Nilai F.O.B. (U S \$)	
		Bulan ini	Kumulatif	Bulan ini	Kumulatif
(1)	(2)	(3)	(4)	(5)	(6)
64031910	Sports footwear w/outer soles of rubber, plastics, leather/composition leather&uppers of leather; oth than ski-boots, cross-country ski footwear&snowboard boots; fitted with spikes, cleats or the like	1.424.711	7.504.315	28.552.639	142.169.524
64031920	Sports footwear w/outer soles of rubber, plastics, leather/composition leather & uppers of leather; oth than ski-boots, cross-country ski footwear & snowboard boots; riding boots; bowling shoes	0	2	31	98
64031930	Sports footwear w/outer soles of rubber,plastics,leather/composition leather&uppers of leather;oth than ski-boots,cross-country ski footwear&snowboard boots;for wrestling, weight-lifting or gymnastics	1	2.128	30	42.565
64031990	Sports footwear w/outer soles of rubber,plastics,leather/composition leather&uppers of leather;oth than ski-boots,cross-country ski footwear&snowboard boots;oth than HS 64031910 - 64031930	5.639.019	37.582.566	122.762.461	806.222.033
64032000	Footwear with outer soles of leather, and uppers which consist of leather straps across the instep and around the big toe	2.918	26.521	118.624	882.017
64034000	Footwear with outer soles of rubber, plastics, leather or composition leather and uppers of leather, incorporating a protective metal toe-cap	236.289	1.878.626	3.620.283	29.965.210
64035100	Other footwear with outer soles of leather; covering the ankle	-	109	-	13.093
64035910	Bowling shoes with outer soles of leather; other than covering the ankle	-	1	-	50
64035990	Footwear with outer soles of leather; other than bowling shoes; other than covering the ankle	36.822	374.429	470.467	7.262.523
64039110	Footwear made on a base or platform of wood, not having an inner sole or protective metal toe cap; covering the ankle	-	709	-	7.624
64039120	Riding boots with outer soles of rubber, plastics and uppers of leather; covering the ankle	-	4	-	85
64039130	Footwear with outer soles of rubber, plastics and uppers of leather, other than riding boots; covering the ankle; incorporating a protective non-metal toe-cap	3	3	287	287
64039190	Footwear with outer soles of rubber, plastics and uppers of leather, other than riding boots; covering the ankle; other than incorporating a protective non-metal toe-cap	285.702	1.198.917	7.496.160	28.078.512
64039910	Footwear made on a base or platform of wood, not having an inner sole or protective metal toe cap; other than covering the ankle	818.155	3.717.981	17.345.150	76.656.872
64039920	Bowling shoes with outer soles of rubber, plastics and uppers of leather; other than covering the ankle	-	34.439	-	743.193
64039930	Footwear with outer soles of rubber, plastics and uppers of leather, other than bowling shoes; other than covering the ankle; incorporating a protective non-metal toe-cap	-	901	-	9.205
64039990	Footwear with outer soles of rubber, plastics and uppers of leather; other than covering the ankle; other than those of HS 64039910 - 64039930	1.618.474	10.365.571	36.292.320	224.497.269
64041110	Sports footwear with outer soles of rubber or plastics; tennis shoes, basketball shoes, gym shoes, training shoes and the like; fitted with spikes, cleats or the like	6	4.354	106	51.236
64041120	Sports footwear with outer soles of rubber or plastics; tennis shoes, basketball shoes, gym shoes, training shoes and the like; for wrestling, weight-lifting or gymnastics	145	147	4.391	4.402
64041190	Sports footwear with outer soles of rubber or plastics;tennis,basketball, gym,training shoes&the like;oth than fitted with spikes,cleats/ the like & oth than for wrestling,weight-lifting or gymnastics	10.083.953	63.267.834	218.361.799	1.358.069.636

Tabel 3 : Ekspor Indonesia menurut Komoditi (Kode HS 8 digit)

Mei 2022

Kode H S	Uraian golongan barang	Berat bersih (Kg)		Nilai F.O.B. (U S \$)	
		Bulan ini	Kumulatif	Bulan ini	Kumulatif
(1)	(2)	(3)	(4)	(5)	(6)
64041910	Footwear with outer soles of rubber or plastics;other than sports footwear; incorporating a protective toe-cap	18.643	90.573	450.604	1.497.649
64041990	Footwear with outer soles of rubber or plastics; other than sports footwear; other than incorporating a protective toe-cap	876.262	5.572.844	20.752.332	127.513.462
64042000	Footwear with outer soles of leather or composition leather and uppers of textile materials	3.977	9.971	109.792	398.846
64051000	Footwear with uppers of leather or composition leather	8.976	122.946	359.064	5.062.683
64052000	Footwear with uppers of textile materials	6.017	38.482	233.060	702.222
64059000	Footwear with uppers of other than leather or composition leather or textile materials	171.022	722.038	2.594.978	14.053.660
64061010	Uppers and parts thereof, other than stiffeners; with metal toe-cap	1.931	17.590	33.635	409.731
64061090	Uppers and parts thereof, other than stiffeners; other than metal toe-cap	71.449	545.548	3.677.144	26.294.991
64062010	Outer soles and heels; of rubber	46.155	195.486	528.611	2.485.326
64062020	Outer soles and heels; of plastics	10.970	44.506	153.765	765.660
64069010	Parts of footwear; removable in-soles, heel cushions and similar articles; gaiters, leggings and similar articles, and parts thereof; of wood	164	59.660	1.280	235.017
64069021	Parts of footwear; removable in-soles, heel cushions and similar articles; gaiters, leggings and similar articles, and parts thereof; of metal; of iron or steel	-	7.744	-	19.729
64069029	Parts of footwear; removable in-soles, heel cushions and similar articles; gaiters, leggings and similar articles, and parts thereof; of metal; other than of iron or steel or copper or aluminium	-	129	-	990
64069041	Parts of footwear; removable in-soles, heel cushions and similar articles; gaiters, leggings and similar articles, and parts thereof; of rubber; in-soles	1.853	4.323	53.788	102.331
64069042	Parts of footwear; removable in-soles, heel cushions and similar articles; gaiters, leggings and similar articles, and parts thereof; of rubber; complete soles	-	3	-	7
64069049	Parts of footwear; removable in-soles, heel cushions and similar articles; gaiters, leggings and similar articles, and parts thereof; of rubber; other than in-soles or complete soles	6.231	56.747	176.725	964.440
64069051	Parts of footwear; removable in-soles, heel cushions and similar articles; gaiters, leggings and similar articles, and parts thereof; of plastics; in-soles	21.618	164.134	406.656	2.353.611
64069059	Parts of footwear; removable in-soles, heel cushions and similar articles; gaiters, leggings and similar articles, and parts thereof; of plastics; other than in-soles or complete soles	4.799	75.937	111.053	1.910.125
64069091	Parts of footwear;removable in-soles,heel cushions&similar articles;gaiters,leggings&similar articles&parts thereof;oth than of wood/metal/rubber or plastic;for gaiters,leggings&similar articles&parts	4.570	31.910	41.869	357.066
64069099	Parts of footwear; removable in-soles, heel cushions and similar articles; other than gaiters, leggings and similar articles, and parts thereof; other than of wood or metal or rubber or plastic	26.236	236.369	566.032	4.183.110
65010000	Hat-forms, hat bodies and hoods of felt, neither blocked to shape nor with made brims; plateaux and manchons (including slit manchons), of felt	970	5.027	29.812	151.245
65020000	Hat-shapes, plaited or made by assembling strips of any material, neither blocked to shape, nor with made brims, nor lined, nor trimmed	4	2.883	741	63.407
65040000	Hats and other headgear, plaited or made by assembling strips of any material, whether or not lined or trimmed	3.141	45.014	40.633	735.849
65050010	Headgear of a kind used for religious purposes	3.220	26.335	25.862	110.733
65050020	Hair-nets of any materials	6	41	200	1.978

Tabel 3 : Ekspor Indonesia menurut Komoditi (Kode HS 8 digit)

Mei 2022

Kode H S	Uraian golongan barang	Berat bersih (Kg)		Nilai F.O.B. (U S \$)	
		Bulan ini	Kumulatif	Bulan ini	Kumulatif
(1)	(2)	(3)	(4)	(5)	(6)
65050090	Hats, knitted or crocheted, or made up from lace, felt or other textile fabric, in the piece (but not in strips), whether or not lined or trimmed; whether or not lined or trimmed	284.558	1.300.085	4.764.725	23.426.109
65061010	Helmets for motorcyclists, whether or not lined or trimmed	89.368	580.787	1.350.168	7.850.560
65061020	Industrial safety helmets and firefighters' helmets, excluding steel helmets, whether or not lined or trimmed	5	393	50	2.767
65061030	Steel helmets, whether or not lined or trimmed	-	15	-	30
65061090	Safety headgear; other than helmets for motorcyclists or Industrial safety helmets and firefighters' helmets, excluding steel helmets or steel helmets or water polo; whether or not lined or trimmed	593	8.276	33.407	364.087
65069100	Headgear; other than safety headgear, whether or not lined or trimmed; of rubber or plastic	400	1.004	45	43.124
65069990	Headgear; other than safety headgear, whether or not lined or trimmed; of other materials; other than of furskin	43.949	588.884	184.830	2.286.596
65070000	Head-bands, linings, covers, hat foundations, hat frames, peaks and chinstraps, for headgear	819	14.255	29.012	504.698
66011000	Garden or similar umbrellas	6.113	76.107	56.755	898.969
66019100	Umbrellas and sun umbrellas (including walking-stick umbrellas, garden umbrellas); having a telescopic shaft	392	1.354	3.888	19.524
66019900	Umbrellas and sun umbrellas (including walking-stick umbrellas, garden umbrellas); other than having a telescopic shaft	1.806	21.759	14.331	146.836
66020000	Walking-sticks, seat-sticks, whips, riding-crops and the like	993	30.482	9.638	63.491
66032000	Umbrella frames, including frames mounted on shafts (sticks)	86	497	1.181	9.528
66039010	Parts, trimmings and accessories; for articles of heading 6601	458	18.786	6.064	74.239
66039020	Parts, trimmings and accessories; for articles of heading 6602	80	152	1.061	3.964
67010000	Skins and other parts of birds with their feathers or down, feathers, parts of feathers, down and articles thereof (other than goods of heading 0505 and worked quills and scapes)	564	6.341	11.558	95.379
67021000	Artificial flowers, foliage, fruit and parts thereof; of plastics	3	36	13	127
67029010	Artificial flowers, foliage, fruit and parts thereof; of paper	2	24	9	90
67029020	Artificial flowers, foliage, fruit and parts thereof; of textile materials	1	4	50	171
67029090	Artificial flowers, foliage, fruit and parts thereof; of other materials; other than of paper or of textile materials	6.187	32.696	55.416	472.215
67030000	Human hair, dressed, thinned, bleached or otherwise worked; wool or other animal hair or other textile materials, prepared for use in making wigs or the like	26.031	180.980	144.952	874.216
67041100	Complete wigs; of synthetic textiles materials	487.959	3.229.607	14.414.901	85.589.270
67041900	False beards, eyebrows and eyelashes, switches and the like; of synthetic textiles materials	81.865	748.955	5.816.939	34.576.475
67042000	Wigs, false beards, eyebrows and eyelashes, switches and the like; of human hair	26.563	388.041	5.072.740	44.012.747
67049000	Wigs, false beards, eyebrows and eyelashes, switches and the like; of other materials	38.677	210.477	2.242.087	10.529.955
68010000	Setts, curbstones and flagstones, of natural stone (except slate)	547.647	3.704.285	316.408	2.005.555
68021000	Tiles, cubes & similar, whether/not rectangular (incl square) the largest face of which is capable of being enclosed in a square the side of which is <7 cm; artificially coloured granules, chippings & powder	593.751	3.475.010	568.684	3.237.070
68022100	Marble, travertine and alabaster; simply cut or sawn, with a flat or even surface	229.674	2.389.338	100.784	1.632.778
68022300	Granite; simply cut or sawn, with a flat or even surface	-	12.891	-	17.435
68022990	Other monumental or building stone and articles thereof, simply cut or sawn, with a flat or even surface; other than calcareous stone	1.114.971	7.192.334	767.262	5.703.238
68029110	Other articles monumental or building stone; marble	59.534	1.004.449	59.257	1.421.333

Tabel 3 : Ekspor Indonesia menurut Komoditi (Kode HS 8 digit)

Mei 2022

Kode H S	Uraian golongan barang	Berat bersih (Kg)		Nilai F.O.B. (U S \$)	
		Bulan ini	Kumulatif	Bulan ini	Kumulatif
(1)	(2)	(3)	(4)	(5)	(6)
68029190	Other articles monumental or building stone; travertine and alabaster	31.374	219.055	59.946	398.600
68029200	Other articles monumental or building stone; other calcareous stone	1.358	59.267	9.534	112.860
68029390	Other articles monumental or building stone; granite; other than polished slabs	62.943	186.659	75.148	247.865
68029900	Other articles monumental or building stone; other stone; other than granite or calcareous stone or marble or travertine and alabaster)	979.223	8.057.903	1.014.579	8.068.213
68030000	Worked slate and articles of slate or of agglomerated slate	63.228	63.263	7.642	7.780
68041000	Millstones and grindstones for milling, grinding or pulping	172.431	1.387.579	606.942	4.358.977
68042100	Millstones, grindstones, grinding wheels and the like; of agglomerated synthetic or natural diamond	5.743	117.719	581.960	2.989.298
68042200	Millstones, grindstones, grinding wheels and the like; of other agglomerated abrasives or of ceramics	49.146	199.198	111.619	439.507
68042300	Millstones, grindstones, grinding wheels and the like; of natural stone	8.038	53.380	9.367	87.738
68043000	Hand sharpening or polishing stones	8	403	17	3.149
68051000	Natural or artificial abrasive powder or grain on a base of woven textile fabric only	19.440	109.161	62.802	736.597
68052000	Natural or artificial abrasive powder or grain on a base of paper of paperboard only	801	22.719	8.182	133.289
68053000	Natural or artificial abrasive powder or grain on a base of other materials	572	18.400	9.653	122.959
68061000	Slag wool, rock wool and similar mineral wools in bulk or sheets or rolls	394.262	2.170.243	452.995	2.732.054
68069000	Mixture and article of heat or sound insulating or sound absorb mineral waters	17.187	89.361	36.683	182.999
68079010	Articles of asphalt or of similar material, not in rolls; tiles	-	2.331	-	916
68079090	Articles of asphalt or of similar material, not in rolls; other than tiles	10.501	682.710	14.093	407.476
68080020	Roofing tiles, of vegetable fibre, of straw or of shavings	27	52	121	183
68080040	Tiles, of vegetable fibre, of straw or of shavings; other than roofing tiles	41.497	66.079	146.149	254.404
68080091	Panels, boards, blocks and similar articles of vegetable fibre	2.941	2.941	16.335	16.335
68080099	Panels, boards, blocks and similar articles, of straw or of shavings, chips, particles, sawdust or other waste, of wood, agglomerated with cement, plaster or other mineral binders	69.607	1.095.966	37.157	1.186.421
68091100	Board, sheet, panels, tiles and similar, not ornamented, faced or reinforced with paper or paperboard only	3.598.424	14.803.138	601.744	2.510.349
68091990	Articles of plaster of compositions based on plaster; boards, sheets, panels; not ornamented	51	4.152	204	3.877
68099010	Dental moulds of plaster	22	26	1.085	1.253
68099090	Articles of plaster of compositions based on plaster; other than those of HS 68091100 - 68099010	14	25.126	241	8.713
68101100	Building blocks and bricks, of cement, of concrete or of artificial stone, whether or not reinforced	67.200	2.678.094	6.372	245.721
68101910	Tiles, of cement, of concrete or of artificial stone, whether or not reinforced	21.826	123.648	4.910	37.678
68101990	Flagstones, of cement, of concrete or of artificial stone, whether or not reinforced	181.035	1.379.584	187.988	2.057.779
68109110	Building piles of concrete	-	48	-	21
68109190	Prefabricated structural components for building or civil engineering; other than building piles of concrete	-	5.691.946	-	3.391.867
68109900	Articles of cement, of concrete, of artificial stone, whether/not reinforced; other than tiles, flagstones, bricks & similar articles other than prefabricated structural components for building/civil engineering	323.647	2.497.689	523.067	3.989.580
68114010	Corrugated sheets containing asbestos	-	1.666.173	-	289.923
68114022	Sheets, panels, tiles and similar articles containing asbestos for roofing facing or partitioning	-	326	-	2.140

Tabel 3 : Ekspor Indonesia menurut Komoditi (Kode HS 8 digit)

Mei 2022

Kode H S	Uraian golongan barang	Berat bersih (Kg)		Nilai F.O.B. (U S \$)	
		Bulan ini	Kumulatif	Bulan ini	Kumulatif
(1)	(2)	(3)	(4)	(5)	(6)
68114029	Sheets, panels, tiles and similar articles containing asbestos; other than floor or wall tiles containing plastics; other than for roofing facing or partitioning	31.380	289.956	9.072	107.248
68114030	Tubes or pipes containing asbestos	-	5	-	167
68114090	Articles of asbestos-cement, of cellulose fibre-cement or the like; containing asbestos; other than those of HS 68114010 - 68114050	-	5.530	-	4.636
68118100	Corrugated sheets not containing asbestos	766.116	5.299.334	161.657	1.091.634
68118220	Sheets, panels, tiles and similar articles not containing asbestos for roofing facing or partitioning	425.990	2.213.030	83.355	425.150
68118290	Sheets, panels, tiles and similar articles not containing asbestos; other than floor or wall tiles containing plastics; other than for roofing facing or partitioning	6.484.344	37.679.930	1.383.147	8.309.757
68118930	Articles of asbestos-cement, of cellulose fibre-cement or the like; not containing asbestos; of a kind used for building construction of containing asbestos	7.585	21.001	677	1.931
68118990	Articles of asbestos-cement, of cellulose fibre-cement or the like; not containing asbestos; n.e.c. in heading 6811	211.680	1.927.285	51.744	472.370
68128020	Clothing of crocidolite fibres	48	48	141	161
68128050	Clothing accessories, footwear & headgear; fabricated crocidolite fibre; mixt with a basis of crocidolite/crocidolite & magnesium carbonate; yarn & thread; cords & strings, whether/not plaited; woven fabrics	5	5	43	43
68128090	Fabricated asbestos fibres; of crocidolite fibres; other than those of HS 68128020 - 68128050	83	412	1.842	3.988
68129110	Clothing other than of crocidolite fibres	185	4.492	3	108.021
68129190	Clothing accessories, footwear and headgear, other than of crocidolite fibres	-	65	-	359
68129920	Floor or wall tiles, other than of crocidolite	78.624	172.702	9.881	29.295
68129930	Paper, millboard and felt, other than of crocidolite	-	64	-	1.120
68129940	Compressed asbestos fibre jointing, in sheets or rolls, other than of crocidolite	-	35	-	8.998
68129990	Fabricated asbestos fibres and other mixtures with a basis of asbestos other than of crocidolite; n.e.c. in heading 6812	283	761	1.257	9.854
68132010	Brake lining and pad of friction material and articles, containing asbestos	3	43	172	883
68138100	Brake lining and pad of friction material and articles, not containing asbestos	107.174	442.561	453.890	1.773.713
68138900	Friction material and articles thereof, not mounted; not containing asbestos; other than brake lining and pad	16.663	95.641	256.255	1.204.996
68141000	Plates, sheets, strips, of agglomerated or reconstituted mica, whether or not on a support	1.803	2.653	12.120	13.090
68149000	Worked mica and articles of mica whether or not on a support of paper, paperboard or other materials; other than plates, sheets and strips of agglomerated or reconstituted mica	1.089	4.840	3.910	13.191
68151310	Yarn or thread of carbon fibres	243	286	675	702
68151390	Other than yarn or thread of carbon fibres	500	500	431	431
68151910	Yarn or thread of other carbon fibres	-	5.507	-	3.465
68151920	Bricks, paving slabs, floor tiles and similar articles of other carbon fibres	252.100	661.890	214.875	593.153
68151990	Articles of carbon fibres for non-electrical uses; other articles of graphite or other carbon for non-electrical uses; other than those of HS 68151100 - 68151920	629	78.643	17.855	303.975
68152000	Articles of peat	-	8.500	-	304
68159900	Articles of stone or of other mineral substances not containing magnesite, magnesia in the form of periclase, dolomite including in the form of dolime, or chromite	140.354	986.730	259.493	2.929.161
69010000	Bricks, blocks, tiles and other ceramic goods of siliceous fossil meals (for example, kieselguhr, tripolite or diatomite) or of similar siliceous earths	71.550	664.688	35.590	253.521

Tabel 3 : Ekspor Indonesia menurut Komoditi (Kode HS 8 digit)

Mei 2022

Kode H S	Uraian golongan barang	Berat bersih (Kg)		Nilai F.O.B. (U S \$)	
		Bulan ini	Kumulatif	Bulan ini	Kumulatif
(1)	(2)	(3)	(4)	(5)	(6)
69021000	Refractory bricks, blocks, tiles and similar refractory ceramic constructional goods containing by weight, more than 50 % of the elements Mg, Ca or Cr, expressed as MgO, CaO or Cr2O3	-	20.130	-	157
69022000	Refractory bricks, blocks, tiles and similar refractory ceramic constructional goods containing by weight more than 50% of alumina (Al2O3), of silica (SiO2) of a mixture or compound of these products	10.680	363.080	14.500	92.460
69029000	Refractory bricks, blocks, tiles and similar refractory ceramic constructional goods, other than those of siliceous fossil meals or similar siliceous earths; n.e.c. in heading 6902	279.227	2.007.186	58.779	409.291
69032000	Other refractory ceramic goods containing by weight more than 50 % of alumina (Al2O3) or of a mixture or compound of alumina and of silica (SiO2)	1.990	8.038	7.888	32.322
69039000	Other refractory ceramic goods, other than those of siliceous fossil meals or of similar siliceous earths; n.e.c. in heading 6903	15.862	204.177	41.627	612.432
69041000	Ceramics building bricks	40.510	159.891	16.608	29.811
69049000	Flooring blocks, support or filler tiles and the like	212.207	755.186	48.713	208.536
69051000	Roofing tiles of ceramic	600	683.927	510	172.435
69059000	Chimney pot, cowl, chimney liner, architect ornament & other ceramic construction	23	15.260	21	8.986
69060000	Ceramic pipes, conduits ,guttering, pipe fittings	1	1	4	4
69072110	Lining tiles of a kind used for grinding mills, other than those of subheadings 690730 and 690740; unglazed; of a water absorption coefficient by weight not exceeding 0.5% :	-	2.811	-	13.735
69072121	Flag and paving,hearth/wall tile; unglazed other than of subheading 690730 & 690740 in a square the side of which is less than 7 cm and water absorption coefficient by weight not exceeding by 0.5%	53	62	224	378
69072122	Ceramic, wall tile, unglazed; large other than of subheading 690730 & 690740 in a square the side of which is less than 7 cm and water absorption coefficient by weight not exceeding by 0.5%	-	20.072	-	11.628
69072123	Flag and paving,hearth/wall tile; glazed other than of subheading 690730 & 690740 in a square the side of which is less than 7 cm and water absorption coefficient by weight not exceeding by 0.5%	214.217	814.520	56.969	180.910
69072124	Ceramic, wall tile, glazed; large other than of subheading 690730 & 690740 in a square the side of which is less than 7 cm and water absorption coefficient by weight not exceeding by 0.5%	-	738.975	-	170.495
69072191	Flag and paving,hearth/wall tile; unglazed other than of subheading 690730 & 690740 in a square the side of which is 7 cm or more and water absorption coefficient by weight not exceeding by 0.5%	75.058	234.679	30.685	131.406
69072192	Ceramic, wall tile, unglazed; large other than of subheading 690730 & 690740 in a square the side of which is 7 cm or more and water absorption coefficient by weight not exceeding by 0.5%	201	1.881	200	508
69072193	Flag and paving,hearth/wall tile; glazed other than of subheading 690730 & 690740 in a square the side of which is 7 cm or more and water absorption coefficient by weight not exceeding by 0.5%	1.671.896	10.468.777	1.002.229	5.907.668
69072194	Ceramic, wall tile, glazed; large other than of subheading 690730 & 690740 in a square the side of which is 7 cm or more and water absorption coefficient by weight not exceeding by 0.5%	2.788.743	13.765.683	964.391	4.261.948
69072213	Flag and paving,hearth/wall tile; glazed other than of subheading 690730 & 690740 in a square the side of which is < 7 cm and water absorption coefficient by weight exceeding 0.5% but not exceeding 10%	126.132	661.867	30.921	155.457

Tabel 3 : Ekspor Indonesia menurut Komoditi (Kode HS 8 digit)

Mei 2022

Kode H S	Uraian golongan barang	Berat bersih (Kg)		Nilai F.O.B. (U S \$)	
		Bulan ini	Kumulatif	Bulan ini	Kumulatif
(1)	(2)	(3)	(4)	(5)	(6)
69072293	Flag and paving,hearth/wall tile; glazed other than of subheading 690730 & 690740 in a square the side of which is \geq 7 cm and water absorption coefficient by weight exceeding 0.5% but not exceeding 10%	6.105.029	36.250.291	1.162.125	6.536.985
69072294	Ceramic, wall tile, glazed; large other than of subheading 690730 & 690740 in a square the side of which is \geq 7 cm and water absorption coefficient by weight exceeding 0.5% but not exceeding 10%	565.428	3.878.143	121.237	877.261
69072311	Flag and paving,hearth/wall tile; unglazed other than of subheading 690730 & 690740 in a square the side of which is less than 7 cm and water absorption coefficient by weight exceeding 10%	-	732	-	860
69072312	Ceramic, wall tile, unglazed; large other than of subheading 690730 & 690740 in a square the side of which is less than 7 cm and water absorption coefficient by weight exceeding 10%	-	31	-	371
69072313	Flag and paving,hearth/wall tile; glazed other than of subheading 690730 & 690740 in a square the side of which is less than 7 cm and water absorption coefficient by weight exceeding 10%	3.000.521	17.616.194	648.687	3.640.673
69072393	Flag and paving,hearth/wall tile; glazed other than of subheading 690730 & 690740 in a square the side of which is \geq 7 cm and water absorption coefficient bby weight exceeding 10%	526.279	2.152.743	159.932	568.173
69072394	Ceramic, wall tile, glazed; large other than of subheading 690730 & 690740 in a square the side of which is \geq 7 cm and water absorption coefficient by weight exceeding 10%	11.458.046	40.102.187	1.919.341	6.898.585
69073091	Mosaic cubes and the like, other than subheading 690740, glazed; having the largest face of which is capable of being enclosed in a square the side of which is less than 7 cm	-	25.705	-	43.683
69073099	Mosaic cubes and the like, other than subheading 690740, glazed; lhaving the largest face of which is capable of being enclosed in a square the side of which is 7 cm or more	2.600	14.190	400	2.764
69074010	Finishing ceramics of a kind used for lining grinding mills; unglazed	1.414	18.354	29.159	290.402
69074021	Finishing ceramics of other articles,having largest surface area visible after mounting is not exceeding 49 cm ² ; unglazed	95	175	299	601
69074022	Finishing ceramics of other articles,having largest surface area visible after mounting is not exceeding 49 cm ² ; glazed	45.885	262.524	14.939	84.392
69074092	Finishing ceramics of other articles,having largest surface area visible after mounting is more than 49 cm ² ; glazed	-	2	-	10
69091100	Ceramic of porcelain or china for laboratory, chemical other technical use	791.077	5.100.570	3.919.809	25.423.327
69091900	Ceramic wares for laboratory, chemical or other technical uses, other than articles having a hardness equivalent to 9 or more on the Mohs scale or of porcelain or china	827.187	3.589.673	9.688.827	38.887.530
69099000	Ceramic wares; pots, jars and similar articles of a kind used for the conveyance or packing of goods and ceramic troughs, tubs and similar receptacles used in agriculture	10.125	123.775	28.338	291.626
69101000	Ceramic sinks, wash basins, wash basin, of porcelain or china	709.667	5.310.876	1.871.499	12.802.126
69109000	Ceramic sinks, wash basins, wash basin, other than of porcelain or china	19.479	145.960	45.309	317.728
69111000	Tableware and kitchenware, of porclain or china	802.800	5.409.595	4.507.966	32.423.730
69119000	Other household articles and toilet articles, of porcelain or china	13.806	147.085	100.579	537.053
69120000	Ceramic tableware, kitchenware, other household articles and toilet articles, other than of porcelain or china	442.274	2.698.939	1.329.943	8.260.124
69131010	Ornamental cigarette box and ashtray, of porcelain or china	-	82	-	473

Tabel 3 : Ekspor Indonesia menurut Komoditi (Kode HS 8 digit)

Mei 2022

Kode H S	Uraian golongan barang	Berat bersih (Kg)		Nilai F.O.B. (U S \$)	
		Bulan ini	Kumulatif	Bulan ini	Kumulatif
(1)	(2)	(3)	(4)	(5)	(6)
69131090	Statuettes and other ornamental ceramic articles, of porcelain or china; other than ornamental cigarette boxes and ashtrays	20.077	167.090	44.480	690.321
69139010	Ornamental cigarette box and ashtray, other than of porcelain or china	38	9.492	329	58.984
69139090	Statuettes and other ornamental ceramic articles, other than of porcelain or china; other than ornamental cigarette boxes and ashtrays	38.838	448.466	218.822	1.788.534
69141000	Other ceramic articles, of porcelain or china	114.611	738.704	506.702	3.593.117
69149000	Other ceramic articles, other than of porcelain or china	143.767	1.166.827	134.746	1.077.141
70021000	Glass in balls	-	3	-	446
70022000	Glass in rods	143	147	116.052	118.438
70023190	Fused quartz or fused silica of a kind used to other than manufacture vacuum tubes	4	43	336	10.738
70023210	Tube of other glass having a linear coefficient of expansion not exceeding 5 x 10-6 per Kelvin within a temperature range of 0 oC to 300 oC of a kind used to manufacture vacuum tubes	-	5	-	29
70023230	Borosilicate glass tubes of a kind used to manufacture phial/ampoules having a linear coefficient of expansion not exceeding 5x10-6 per Kelvin within a temperature range of 0 oC to 300 oC	-	14.949	-	35.268
70023920	Glass in tubes, unworked, of clear neutral borosilicate glass, with a diameter of 3 mm or more but not more than 22 mm	-	11.873	-	3.325
70023990	Glass in tubes, unworked, n.e.c. in heading 7002	569	2.784	4.285	51.204
70031210	Cast and rolled glass in non-wired sheet; coloured; opacified; flashed reflecting or non layer; optical glass, not optically worked	-	7	-	25
70031220	Cast & rolled glass in non-wired sheet; coloured; opacified; flashed reflecting or non layer; other than optical glass; in squares or rectangular shape, whether or not one or more corners have been cut	-	2.505	-	4.044
70031290	Cast & rolled glass in non-wired sheet; coloured; opacified; flashed reflecting or non layer; other than optical glass; other than in squares or rectangular shape	803	9.564	3.056	34.231
70031910	Cast and rolled glass in non-wired sheet; not coloured, opacified, flashed reflecting or non layer; optical glass, not optically worked	18	18	1.858	1.858
70031990	Cast & rolled glass in non-wired sheet; not coloured, opacified, flashed reflecting/ non layer; other than optical glass; other than in squares or rectangular shape	160.749	160.781	130.031	130.069
70033010	Cast glass and rolled glass in profiles; in squares or rectangular shape, whether or not one or more corners have been cut	3	45	63	233
70033090	Cast glass and rolled glass in profiles; other than in squares or rectangular shape	-	1.680	-	4.896
70042020	Optical glass in squares or rectangular shape, whether or not one/more corners have been cut; coloured, opacified, flashed or having an absorbent, reflecting or non-reflecting layer; optically worked	11	11	14	14
70042090	Optical glass ; coloured throughout, opacified, flashed or having an absorbent, reflecting or non-reflecting layer; optically work; other than in squares or rectangular shape	1.080	3.085	53.278	83.401
70049010	Optical glass, not optically worked; not coloured throughout the mass (body tinted), opacified, flashed or having an absorbent, reflecting or non-reflecting layer	-	61	-	150
70049020	Optical glass in squares or rectangular shape, whether or not one/more corners have been cut; not coloured, opacified, flashed /having an absorbent, reflecting/non-reflecting layer; optically worked	23	25	55	60

Tabel 3 : Ekspor Indonesia menurut Komoditi (Kode HS 8 digit)

Mei 2022

Kode H S	Uraian golongan barang	Berat bersih (Kg)		Nilai F.O.B. (U S \$)	
		Bulan ini	Kumulatif	Bulan ini	Kumulatif
(1)	(2)	(3)	(4)	(5)	(6)
70049090	Optical glass; not coloured throughout, opacified, flashed or having an absorbent, reflecting or non-reflecting layer; optically work; other than in squares or rectangular shape	19.891	49.676	34.778	106.275
70051010	Optical float glass, not optically worked, having an absorbent, reflecting or non- reflecting layer	6.032.063	28.192.396	2.408.354	11.299.938
70051090	Non-wired glass, having an absorbent, reflecting or non- reflecting layer; other than optical float glass, not optically worked	2.017.451	13.424.980	1.504.729	9.725.136
70052110	Optical float glass, not optically worked; coloured throughout, opacified, flashed or merely surface ground; not having an absorbent, reflecting or non- reflecting layer	4.375.890	26.624.481	1.931.419	11.650.483
70052190	Other non-wired glass; coloured throughout, opacified, flashed or merely surface ground; not having an absorbent, reflecting or non- reflecting layer	9.877.131	65.215.722	3.832.225	25.776.296
70052990	Other non-wired glass; not coloured throughout, opacified, flashed or merely surface ground; not having an absorbent, reflecting or non- reflecting layer	1.215.740	4.503.859	472.239	1.775.433
70053090	Wired glass, other than in squares or rectangular shape, whether or not one or more corners have been cut	-	6.460	-	32.259
70060010	Optical glass, not optically worked	-	249	-	24.818
70060090	Glass of heading 7003, 7004 or 7005, bent, edge-worked, engraved, drilled, enamelled or otherwise worked, but not framed or fitted with other materials; other than optical glass	1.620	29.203	4.336	67.939
70071110	Toughened (tempered) safety glass suitable for vehicles of chapter 87	255.236	1.118.313	693.200	2.861.752
70071120	Toughened (tempered) safety glass suitable for aircraft, spacecraft of chapter 88	5	5	2.892	2.892
70071190	Toughened (tempered) safety glass suitable other than of chapter 87 and 88	-	250	-	1.193
70071910	Toughened (tempered) safety glass suitable for machine of heading 8429 or 8430	7	7	426	426
70071990	Toughened (tempered) safety glass suitable for other machinery	38.273	299.963	46.784	466.551
70072110	Laminated safety glass suitable for vehicles of chapter 87	378.174	2.292.348	779.814	4.903.968
70072190	Toughened (tempered) safety glass suitable other than of chapter 87 and 88	-	1	-	161
70072990	Laminated safety glass suitable for other machinery	38.076	469.517	54.852	532.480
70080000	Multiple-walled insulating units of glass	78.746	251.905	241.312	668.606
70091000	Rear-view mirrors for vehicles	11.316	110.198	615.357	2.329.388
70099100	Unframed glass mirrors	1.044.480	8.042.007	732.385	5.816.564
70099200	Framed glass mirrors	163.586	1.153.273	803.060	5.911.775
70101000	Ampoules of glass	25.882	96.016	223.751	831.275
70102000	Stoppers, lids and other closures of glass	-	2.346	-	11.808
70109040	Bottles and phials, of a kind used for antibiotics, serums and other injectable liquids; bottles of a kind used for intravenous fluids	190.439	1.253.575	1.574.024	10.271.310
70109091	Flasks, jars, pots, and other containers, of glass, of a kind used for the conveyance or packing of goods; preserving jars of glass; of a capacity exceeding 1 l	12.410	12.410	6.605	6.605
70109099	Flasks, jars, pots, and other containers, of glass, of a kind used for the conveyance or packing of goods; preserving jars of glass; of a capacity not exceeding 1 l	5.996.503	25.581.288	2.685.884	13.147.502
70111090	Glass envelops for electric lighting; other than stems	106	1.594	2.158	26.648
70112000	Glass envelops for cathode-ray tubes	19	189	239	1.675
70119000	Glass envelopes (including bulbs and tubes), open, and glass parts thereof, without fittings; other than in subheading 701110 - 701112	57	162	509	614
70131000	Glassware of a kind used for table, kitchen, toilet, office, indoor decoration or similar purposes (other than that of heading 7010 or 7018), of glass-ceramic	18.199	76.011	116.193	214.102

Tabel 3 : Ekspor Indonesia menurut Komoditi (Kode HS 8 digit)

Mei 2022

Kode H S	Uraian golongan barang	Berat bersih (Kg)		Nilai F.O.B. (U S \$)	
		Bulan ini	Kumulatif	Bulan ini	Kumulatif
(1)	(2)	(3)	(4)	(5)	(6)
70132800	Stemware drinking glasses, other than of glass ceramics; other than of lead crystal	31.424	312.960	66.771	431.699
70133300	Drinking glasses, other than glass ceramics; of lead crystal	-	2.633	-	2.365
70133700	Drinking glasses, other than of glass ceramics; other than of lead crystal	200.610	761.738	206.953	710.713
70134100	Glassware of a kind used for table (other than drinking glasses) or kitchen purposes, other than glass ceramics; of lead crystal	-	25	-	71
70134200	Glassware of a kind used for table (oth than drinking glasses)/kitchen purposes, oth than glass ceramics; of glass, linear coefficient of expansion $\leq 5 \times 10^{-6}$ per Kelvin, temperature of 0 oC to 300 oC	129	3.684	598	13.484
70134900	Glassware of a kind used for table (other than drinking glasses) or kitchen purposes, other than of glass-ceramics; other than those in HS 70134100 - 70134200	1.816.083	10.900.304	1.377.225	8.362.822
70139100	Glassware of a kind used for table, kitchen, toilet, office, indoor decoration or similar purposes; other than those of subheading 701310 - 701349; of lead crystal	4	2.144	17	5.948
70139900	Glassware of a kind used for table, kitchen, toilet, office, indoor decoration or similar purposes; other than those of subheading 701310 - 701349; other than of lead crystal	292.358	1.893.760	770.821	5.519.882
70140010	Signalling glassware and optical elements of glass (other than those of heading 7015), not optically worked, of a kind suitable for use in motor vehicles	-	1	-	8
70140090	Signalling glassware and optical elements of glass (other than those of heading 7015), not optically worked, other than of a kind suitable for use in motor vehicles	34	90	1.179	3.154
70151000	Glasses for corrective spectacles	372	433	26.831	32.423
70159010	Clock or watch glasses	0	42	35	936
70159090	Glasses for non-corrective spectacles, curved, bent, hollowed or the like, not optically worked; hollow glass spheres and their segments, for the manufacture of such glasses	3	7	165	254
70161000	Glass cubes and other glass smallwares, whether or not on a backing, for mosaics or similar decorative purposes	1.549	4.278	6.127	85.122
70169000	Paving blocks,slabs,bricks,squares,tiles&oth articles of pressed glass,whether/not wired,for building purposes;leaded lights;multicellular/foam glass in blocks,panels,plates,shells/similar forms	1.813.044	13.536.484	820.947	6.355.990
70171090	Laboratory, hygienic or pharmaceutical glassware, whether or not graduated or calibrated; of other fused silica	-	26	-	332
70172000	Laboratory, hygienic/pharmaceutical glassware,whether/not graduated/calibrated; of oth glass having a linear coefficient of expansion $\leq 5 \times 10^{-6}$ per Kelvin within a temperature range of 0 oC to 300 oC	7.319	27.969	130.734	591.154
70179000	Laboratory, hygienic or pharmaceutical glassware, whether or not graduated or calibrated; n.e.c. in heading 7017	285	89.253	40.554	1.504.110
70181010	Glass beads	240	3.422	12.349	70.588
70181090	Imitation pearls, imitation precious or semi-precious stonesand similar glass smallwares	18	3.968	8.310	35.112
70182000	Glass microspheres not exceeding 1 mm in diameter	3	31	2	405
70189010	Glass eyes other than prosthetic articles	1	4.029	58	5.552
70189090	Statuettes and other ornaments of lamp- worked glass, other than imitation jewellery	2.943	8.188	11.769	33.568
70191100	Chopped strands of a length of not more than 50 mm	-	4.621	-	19.570
70191200	Rovings	5.098	15.548	12.920	44.050
70191300	Other yarn, slivers	42	4.570	631	19.914
70191500	Chemically bonded mats	2.987	4.170	31.904	45.344
70191900	Glass fibres and articles thereof; slivers, rovings, yarn and chopped strands and mats thereof, other than in subheading 701911 to 701915	10.534	175.348	10.355	821.800

Tabel 3 : Ekspor Indonesia menurut Komoditi (Kode HS 8 digit)

Mei 2022

Kode H S	Uraian golongan barang	Berat bersih (Kg)		Nilai F.O.B. (U S \$)	
		Bulan ini	Kumulatif	Bulan ini	Kumulatif
(1)	(2)	(3)	(4)	(5)	(6)
70196400	Closed woven fabrics, plain weave, of yarns, coated or laminated; mechanically bonded fabrics	1.044	1.740	7.750	13.043
70196600	Open woven fabrics of a width exceeding 30 cm; mechanically bonded fabrics	35.283	68.335	93.765	180.284
70198010	Glass wool	-	22.553	-	177.517
70199050	Woven fabrics of rovings	-	18.100	-	27.858
70199090	Glass fibres and articles thereof; other than those of HS 70191100 - 70199050	5.738	23.398	42.444	184.048
70200011	Glass moulds, of a kind used for the manufacture of acrylic goods	3.949	8.341	26.550	43.164
70200019	Glass moulds, of a kind other than used for the manufacture of acrylic goods	21.434	102.360	53.257	292.814
70200090	Other articles of glass; n.e.c in heading 7020	32.478	187.454	71.143	561.554
71012100	Unworked cultured pearls	438	4.422	2.060.813	18.910.300
71012200	Worked cultured pearls	46	115	310.408	931.376
71022900	Industrial diamond, worked	0	1	15.430	206.090
71023900	Non-industrial diamond, worked	0	0	310.020	310.020
71031010	Rubies, unworked or simply sawn or roughly shaped	120	131	146	230
71031090	Precious stones (other than diamonds) and semi-precious stones, unworked or simply sawn or roughly shaped; other than rubies or jade	-	30.033	-	118.145
71039110	Rubies, worked	2	5	30	328
71039190	Sapphires and emeralds, worked	60	514	1.356	10.250
71039900	Precious stones (other than diamonds) and semi-precious stones, worked; other than rubies, sapphires and emeralds	7.220	68.747	75.857	498.627
71041020	Piezo-electric quartz, worked	-	0	-	42
71042900	Synthetic or reconstructed precious or semi-precious stones, other than diamonds, unworked or simply sawn or roughly shaped	51	138	1.204	2.451
71049100	Synthetic or reconstructed diamonds, worked	0	0	10	10
71049900	Synthetic or reconstructed precious or semi-precious stones, other than diamonds, worked	845	2.792	9.677	225.608
71059000	Dust and powder of natural or synthetic precious or semi- precious stones, other than of diamonds	2	93	63	4.550
71069100	Silver, unwrought	12.946	71.152	8.614.695	52.339.126
71081210	Non-monetary gold in unwrought forms; in lumps, ingots or cast bars	1.253	7.880	74.182.180	477.419.400
71081290	Non-monetary gold in unwrought forms; other than in lumps, ingots or cast bars	-	0	-	50
71110090	Base metals, other than silver or gold, clad with platinum, not further worked than semi-manufactured	-	120	-	960
71123000	Ash containing precious metal or precious metal compounds	-	17	-	1.572.274
71129100	Waste and scrap of gold, including metal clad with gold but excluding sweepings containing other precious metals	6	979	31.248	58.152.609
71129200	Waste and scrap of platinum, including metal clad with platinum but excluding sweepings containing other precious metals	759	4.258	3.797	851.597
71129910	Waste and scrap of silver, including metal clad with silver but excluding sweepings containing other precious metals	2.820	10.221	161.990	1.202.770
71129990	Waste & scrap of precious metal (oth than of gold, platinum, silver);waste&scrap containing precious metal/metal compounds,principally for the recovery of precious metal oth than goods of heading 8549	140.314	667.243	118.085.135	511.809.104
71131110	Part of silver jewellery, whether or not plated or clad with precious metal	188	1.136	529.266	2.992.007
71131190	Articles of silver jewellery other than its parts, whether or not plated or clad with precious metal	7.199	37.841	5.196.251	29.995.992
71131910	Part of other precious metal jewellery (other than of silver), whether or not plated or clad with precious metal	17	46	67.128	277.981
71131990	Articles of other precious metal jewellery (other than its parts), other than of silver, whether or not plated or clad with precious metal	2.910	42.930	103.918.390	2.169.112.364

Tabel 3 : Ekspor Indonesia menurut Komoditi (Kode HS 8 digit)

Mei 2022

Kode H S	Uraian golongan barang	Berat bersih (Kg)		Nilai F.O.B. (U S \$)	
		Bulan ini	Kumulatif	Bulan ini	Kumulatif
(1)	(2)	(3)	(4)	(5)	(6)
71132090	Articles of base metal jewellery, other than its parts, clad with precious metal	106	424	17.404	25.223
71141100	Articles of silversmiths' wares and parts there of, whether or not plated or clad with other precious metal	100	795	32.981	251.113
71141900	Articles of goldsmiths' wares and parts there of, whether or not plated or clad with other precious metal	60	60	88	100
71142000	Articles of base metal wares and parts there of, clad with precious metal	-	236	-	8.579
71151000	Catalysts in the form of wire cloth or grill, of platinum	-	68	-	33.103
71159010	Other articles of gold or silver	-	1.075	-	179.803
71159090	Other articles of precious metal or of metal clad with precious metal; other than catalysts in the form of wire cloth/grill, of platinum; other than of gold/silver, or of metal clad with gold/ silver	9	222	10.864	34.713
71161000	Articles of natural or cultured pearl	2	1.671	431	46.804
71162000	Articles of precious or semi-precious stones (natural, synthetic or reconstructed)	31	568	416	32.244
71171110	Imitation jewellery of base metal, whether or not plated with precious metal; parts of cuff-links and studs	-	1	-	150
71171190	Imitation jewellery of base metal, whether or not plated with precious metal; cuff-links and studs; other than its parts	7.859	37.192	512.183	3.062.015
71171910	Imitation jewellery of base metal, whether or not plated with precious metal; other than cuff-links and studs; bangles	35	122	434	1.875
71171920	Imitation jewellery of base metal, whether or not plated with precious metal; other than cuff-links and studs; other than bangles	5.397	54.422	664.627	3.232.042
71171990	Part of imitation jewellery of base metal, whether or not plated with precious metal; other than parts of cuff-links and studs	2.876	34.976	259.618	1.907.849
71179010	Imitation jewellery; other than of base metal; bangles	2	22.878	223	113.825
71179020	Imitation jewellery; other than of base metal; other than bangles	523	18.230	6.127	147.648
71179094	Parts of imitation jewelry;wholly of plastics,glass,wood,worked tortoise shell,ivory,bone,horn,coral,mother-of-pearl,oth animal carving material,worked vegetable/mineral carving material/of porcelain	8.803	69.757	30.361	182.350
71179099	Part of imitation jewellery, other than of base metal; other than those of HS 71179094	7.977	36.272	55.338	703.060
71181090	Coin (other than gold coin), not being legal tender; other than silver coin	59	489	1.744	11.093
71189090	Coin, whether or not legal tender; other than gold coin or silver coin	0	100	10	2.787
72015000	Alloy pig iron; spiegeleisen	-	26.801.472	-	40.510.889
72023000	Ferro-silico-manganese	758.282	4.258.512	1.354.650	7.061.831
72026000	Ferro-nickel	483.173.292	2.120.459.555	1.311.074.780	5.514.456.164
72029900	Ferro-alloys; n.e.c. in heading 7202	9.800	40.812	39.430	147.648
72041000	Waste and scrap of cast iron	8.837	588.490	3.201	411.704
72042100	Waste and scrap of alloy steel; of stainless steel	3.431.681	16.331.747	6.921.885	33.192.948
72044900	Waste and scrap of iron or steel; other than turning, shaving, chip, milling waste, sawdust, filing, trimming and stamping, whether or not in bundle	198.666	1.039.689	121.977	723.048
72051000	Granules, of pig iron, spiegeleisen, iron or steel	137	19.937	175	29.479
72052900	Powders, of pig iron, spiegeleisen, iron or steel; other than of alloy steel	-	22.042	-	27.568
72061090	Iron and non-alloy steel in ingots or other primary forms other than iron heading of 7203, containing by weight not more than 06% of carbon	-	20	-	20
72069000	Iron and non-alloy steel in primary forms other than iron heading of 7203, other than ingot	3.935	17.357	18.118	89.047

Tabel 3 : Ekspor Indonesia menurut Komoditi (Kode HS 8 digit)

Mei 2022

Kode H S	Uraian golongan barang	Berat bersih (Kg)		Nilai F.O.B. (U S \$)	
		Bulan ini	Kumulatif	Bulan ini	Kumulatif
(1)	(2)	(3)	(4)	(5)	(6)
72071100	Semi-finished products of iron or non-alloy steel; containing by weight < 0.25 % of carbon; of rectangular (including square) cross-section, the width measuring less than twice the thickness	31.907.520	349.922.040	24.294.142	215.433.820
72071210	Semi-finished products of iron or non-alloy steel slabs; containing by weight < 0.25% of carbon; of rectangular (other than square) cross-section, the width measuring less than twice the thickness	67.542.060	304.866.200	59.666.242	250.384.542
72071290	Semi-finished products of iron/non-alloy steel oth than slabs; containing by weight < 0.25% of carbon;of rectangular (other than square) cross-section,the width measuring less than twice the thickness	2.513	12.085	15.461	62.867
72071900	Semi-finished products of iron or non-alloy steel; containing by weight < 0.25 % of carbon; other than of rectangular cross-section, the width measuring less than twice the thickness	871	871	3.977	3.977
72072010	Semi-finished products of iron or non-alloy steel slabs; containing by weight ≥ 0.25 % but < 0.6 % of carbon	-	5.721.280	-	3.907.634
72072029	Other than blocks roughly shaped by forging; sheet bars, not slabs; containing by weight ≥ 0.25 % but < 0.6 % of carbon	-	231.124.540	-	147.783.602
72072092	Blocks roughly shaped by forging; sheet bars, not slabs; containing by weight ≥ 0.6 % of carbon	-	4.360	-	20.739
72082500	Flat-rolled products of iron or non-alloy steel in coils, of a width ≥ 600 mm; of a thickness ≥ 4.75 mm; not further worked than hot-rolled, pickled, not clad, plated or coated	-	27	-	542
72082600	Flat-rolled products of iron or non-alloy steel in coils, of a width ≥ 600 mm; of a thickness ≥ 3 mm but < 4.75 mm; not further worked than hot-rolled, pickled, not clad, plated or coated	120	2.234.970	115	1.943.033
72082711	Flat-rolled products of iron or non-alloy steel in coils, of a width ≥ 600mm; of a thickness < 2mm; containing carbon ≥ 0.6%; not further worked than hot-rolled, pickled, not clad, plated or coated	25	41	1.940	3.234
72082719	Flat-rolled products of iron or non-alloy steel in coils, of a width ≥ 600mm; of a thickness < 2mm; containing carbon < 0.6%; not further worked than hot-rolled, pickled, not clad, plated or coated	30	30	101	101
72082799	Flat-rolled products of iron/non-alloy steel in coils, of a width ≥ 600mm; of a thickness ≥ 2mm but < 3mm; containing carbon < 0.6%; not further worked than hot-rolled,pickled,not clad,plated/coated	555	2.547.404	2.758	2.273.318
72083600	Flat-rolled products of iron or non-alloy steel in coils, of a width ≥ 600 mm; of a thickness > 10 mm; not further worked than hot-rolled, not clad, plated or coated	-	5.694.284	-	4.604.298
72083700	Flat-rolled products of iron or non-alloy steel in coils, of a width ≥ 600 mm; of a thickness ≥ 4.75 mm but ≤ 10 mm; not further worked than hot-rolled, not clad, plated or coated	500.000	21.192.432	427.500	17.360.960
72083800	Flat-rolled products of iron or non-alloy steel in coils, of a width ≥ 600 mm; of a thickness ≥ 3 mm but < 4.75 mm; not further worked than hot-rolled, not clad, plated or coated	19.000.000	82.617.871	16.245.000	68.864.459
72083910	Flat-rolled products of iron or non-alloy steel in coils, of a width ≥ 600 mm; of a thickness ≤ 0.17mm; containing carbon < 0.6%; not further worked than hot-rolled, not clad, plated/coated	-	2	-	1
72083990	Flat-rolled products of iron or non-alloy steel in coils, of a width ≥ 600mm; of a thickness > 1,5mm but < 3mm; containing carbon ≥ 0.6%; not further worked than hot-rolled, not clad, plated/coated	10.515.206	192.460.723	8.993.926	162.496.088
72085100	Flat-rolled products of iron or non-alloy steel not in coils, of a width ≥ 600 mm; of a thickness > 10 mm; not further worked than hot-rolled, not clad, plated or coated	59.593.423	231.000.404	55.209.705	205.278.771

Tabel 3 : Ekspor Indonesia menurut Komoditi (Kode HS 8 digit)

Mei 2022

Kode H S	Uraian golongan barang	Berat bersih (Kg)		Nilai F.O.B. (U S \$)	
		Bulan ini	Kumulatif	Bulan ini	Kumulatif
(1)	(2)	(3)	(4)	(5)	(6)
72085200	Flat-rolled products of iron or non-alloy steel not in coils, of a width \geq 600 mm; of a thickness \geq 4.75 mm but \leq 10 mm; not further worked than hot-rolled, not clad, plated or coated	10.639.050	75.446.534	9.800.653	65.239.870
72085300	Flat-rolled products of iron or non-alloy steel not in coils, of a width \geq 600 mm; of a thickness \geq 3 mm but $<$ 4.75 mm; not further worked than hot-rolled, not clad, plated or coated	-	830.348	-	716.689
72085490	Flat-rolled products of iron/non-alloy steel not in coils, of a width \geq 600mm; of a thickness $>$ 0.17mm but $<$ 3mm; containing carbon $<$ 0.6%; not further worked than hot-rolled,not clad,plated/coated	17	196.725	193	164.033
72089090	Flat-rolled products of iron/non-alloy steel,other than coil and not coils, of a width \geq 600 mm; other than with of a thickness \leq 0.17mm and containing carbon $<$ 0.6%; hot-rolled,not clad,plated/coated	-	107.534	-	167.594
72091610	Flat-rolled products of iron or non-alloy steel in coil; of a width \geq 600 mm but \leq 1,250 mm; of a thickness $>$ 1 mm but $<$ 3 mm; not further worked than cold-rolled, not clad, plated or coated	2.471.865	4.136.067	2.959.968	4.650.096
72091690	Flat-rolled products of iron or non-alloy steel in coil; of a width $>$ 1,250 mm; of a thickness $>$ 1 mm but $<$ 3 mm; not further worked than cold-rolled, not clad, plated or coated	13.696	65.912	41.614	200.268
72091710	Flat-rolled products of iron or non-alloy steel in coil; of a width \geq 600 mm but \leq 1,250 mm; of a thickness \geq 0.5 but \leq 1 mm; not further worked than cold-rolled, not clad, plated or coated	2.160.930	5.457.645	2.553.007	5.822.644
72091810	Tin-mill blackplate in coil; of a width of 600 mm or more; of a thickness $<$ 0.5 mm; not further worked than cold-rolled, not clad, plated or coated,	259.035	259.035	300.549	300.549
72091899	Flat-rolled products of iron/non-alloy steel in coil, oth than tin-mil blackpate;of a width \geq 600mm;carbon $<$ 0.6%&of thickness $>$ 0.17mm but $<$ 0.5mm;not further worked than cold-rolled,not clad,plated/coated	-	446.895	-	442.881
72092610	Flat-rolled products of iron or non-alloy steel not in coil; of a width \geq 600 mm but \leq 1,250 mm; of a thickness $>$ 1 mm but $<$ 3 mm; not further worked than cold-rolled, not clad, plated or coated	-	50.450	-	57.181
72092790	Flat-rolled products of iron or non-alloy steel not in coil; of a width $>$ 1,250 mm; of a thickness \geq 0.5 mm but \leq 1 mm; not further worked than cold-rolled, not clad, plated or coated	5	1.555	35	1.880
72092890	Flat-rolled products of iron/non-alloy steel not in coil,oth than tin-mil blackpate;of width \geq 600mm;carbon $<$ 0.6%&of thickness $>$ 0.17mm but $<$ 0.5mm;not further worked than cold-rolled,not clad,plated/coated	-	85.530	-	80.313
72101190	Flat-rolled products of iron or non-alloy steel, of a width \geq 600 mm, clad, plated or coated with tin; of a thickness \geq 0.5 mm; containing by weight $<$ 0.6 % of carbon	47	59	75	4.545
72101290	Flat-rolled products of iron or non-alloy steel, of a width \geq 600 mm, clad, plated or coated with tin; of a thickness $<$ 0.5 mm; containing by weight $<$ 0.6 % of carbon	50.690	103.297	134.420	268.089
72103011	Flat-rolled products of iron or non-alloy steel, of a width \geq 600 mm, clad, electrolytically plated or coated with zinc; containing by weight $<$ 0.6 % of carbon; of a thickness \leq 1.2 mm	-	31.086	-	51.449
72103019	Flat-rolled products of iron or non-alloy steel, of a width \geq 600 mm, clad, electrolytically plated or coated with zinc; containing by weight $<$ 0.6 % of carbon; of a thickness $>$ 1.5 mm	3.302	9.466	89.344	228.566
72103099	Flat-rolled products of iron or non-alloy steel, of a width \geq 600 mm, clad, electrolytically plated or coated with zinc; containing by weight \geq 0.6 % of carbon; of a thickness $>$ 1.2 mm	-	100	-	125

Tabel 3 : Ekspor Indonesia menurut Komoditi (Kode HS 8 digit)

Mei 2022

Kode H S	Uraian golongan barang	Berat bersih (Kg)		Nilai F.O.B. (U S \$)	
		Bulan ini	Kumulatif	Bulan ini	Kumulatif
(1)	(2)	(3)	(4)	(5)	(6)
72104911	Flat-rolled products of iron/non-alloy steel,of a width ≥ 600mm,clad,plated/coated w/ zinc by the iron-zinc alloyed coating method;oth than corrugated;by weight <0,04% of carbon&of a thickness ≤ 1.2mm	-	6.882	-	18.557
72104917	Flat-rolled products of iron/non-alloy steel, of a width ≥ 600 mm, clad, plated/coated with zinc; oth than corrugated; by weight < 0.6 % of carbon & of a thickness ≤ 1.2 mm	8.152.870	24.713.624	10.488.772	30.276.509
72104919	Flat-rolled products of iron/non-alloy steel, of a width ≥ 600 mm, clad, plated/coated with zinc; oth than corrugated; by weight < 0.6 % of carbon & of a thickness > 1.5 mm	2.310	2.311	2.944	2.960
72104999	Flat-rolled products of iron/non-alloy steel, of a width ≥ 600 mm, clad, plated/coated with zinc; oth than corrugated; by weight ≥ 0.6 % of carbon & of a thickness > 1.2 mm	-	250	-	501
72105000	Flat-rolled products of iron or non-alloy steel, of a width ≥ 600 mm, clad, plated or coated with chromium oxides or with chromium and chromium oxides	357.917	2.047.836	660.928	3.412.484
72106111	Flat-rolled products of iron or non-alloy steel, of a width ≥ 600 mm, clad, plated or coated with aluminium-zinc alloys; by weight < 0.6 % of carbon; of a thickness ≤ 1.2 mm	1.769.181	12.128.200	2.185.448	15.353.284
72106199	Flat-rolled products of iron or non-alloy steel, of a width ≥ 600 mm, clad, plated or coated with aluminium-zinc alloys; by weight ≥ 0.6 % of carbon; of a thickness > 1.2 mm & other than corrugated	-	107.681	-	53.619
72107012	Flat-rolled products of iron or non-alloy steel, of a width ≥ 600 mm, clad, painted after coating with zinc; varnished or coated with plastics; by weight < 0.6 % of carbon & of a thickness ≤ 1.5 mm	8	2.214.663	15	4.024.028
72107019	Flat-rolled products of iron/non-alloy steel,of width≥ 600mm,clad,painted oth than after coating w/ zinc/aluminium-zinc alloys;varnished/coated w/ plastic;by weight<0.6% of carbon&of thickness≤ 1.5mm	498.300	917.745	887.921	1.621.660
72107021	Flat-rolled products of iron or non-alloy steel, of a width ≥ 600 mm, clad, painted, varnished or coated with plastics; by weight < 0.6 % of carbon	23	35	1.944	3.648
72107029	Flat-rolled products of iron or non-alloy steel, of a width ≥ 600 mm, clad, other than painted, varnished or coated with plastics; by weight < 0.6 % of carbon	-	1	-	0
72109090	Flat-rolled products of iron or non-alloy steel, of a width ≥ 600 mm; clad, plated or coated other than in HS 72101110 - 72107091; by weight < 0.6 % of carbon and of thickness > 15 mm	22.400	119.090	60.828	148.815
72111313	Flat-rolled products of iron/non-alloy steel,not clad, plated/coated;hot-rolled;rolled on four faces or in a closed box pass, width > 150mm, thick ≥ 4mm; weight < 0.6% carbon; hoop & strip	-	88.800	-	88.547
72111319	Flat-rolled products of iron/non-alloy steel,not clad,plated;hot-rolled;rolled 4 faces/in a closed box pass,width>150mm,thick≥4mm;weight<0.6%carbon;oth than corrugated,hoop&strip,universal plates	82.195	92.202	82.980	83.459
72111399	Flat-rolled products of iron/non-alloy steel,not clad,plated/coated;hot-rolled;rolled 4 faces/in a closed box pass,width>150mm,thick≥ 4mm; weight ≥ 0.6% carbon;oth than hoop & strip,universal plates	0	1	8	87
72111919	Flat-rolled products of iron/non-alloy steel,not clad, plated/coated,width<600mm;hot-rolled;oth than rolled on 4 faces;weight < 0.6% carbon;oth than hoop & strip,universal plates, corrugated	-	10	-	490
72119099	Flat-rolled products of iron/non-alloy steel,not clad, plated/coated; further worked than hot-rolled or cold-rolled; weight ≥ 0.6% carbon; of a thickness of > 0.17 mm	-	9.503	-	102.536

Tabel 3 : Ekspor Indonesia menurut Komoditi (Kode HS 8 digit)

Mei 2022

Kode H S	Uraian golongan barang	Berat bersih (Kg)		Nilai F.O.B. (U S \$)	
		Bulan ini	Kumulatif	Bulan ini	Kumulatif
(1)	(2)	(3)	(4)	(5)	(6)
72121019	Flat-rolled products of iron/non-alloy steel; plated/coated with tin; weight < 0.6 % of carbon; other than hoop & strip of a width ≤ 25 mm or of a width > 400 mm	345	345	676	676
72122010	Flat-rolled products of iron/non-alloy steel; electrolytically plated or coated with zinc; hoop and strip, of a width not exceeding 400 mm	-	14.784	-	74.457
72122020	Flat-rolled products of iron/non-alloy steel; electrolytically plated/coated with zinc; other than hoop&strip, of a width ≤ 400 mm; containing by weight < 0.6 % of carbon & of thick ≤ 15 mm	132	3.760	132	6.885
72122090	Flat-rolled products of iron/non-alloy steel; electrolytically plated/coated with zinc; other than hoop&strip, of a width ≤ 400 mm; other than containing by weight < 0.6 % of carbon & of thick ≤ 15 mm	8.013	13.006	1.023	1.549
72123012	Flat-rolled products of iron/non-alloy steel; otherwise plated or coated with zinc; weight < 0.6 % of carbon; hoop and strip, of a width > 25 mm and ≤ 400 mm	50.458	149.655	67.818	209.202
72123090	Flat-rolled products of iron/non-alloy steel; otherwise plated or coated with zinc; weight ≥ 0.6 % of carbon	-	1.228.291	-	1.529.004
72124019	Flat-rolled products of iron/non-alloy steel;painted, varnished/ coated with plastics;weight<0.6% of carbon;oth than hoop and strip;oth than painted after coating with zinc/with aluminium-zinc alloys	-	1	-	1
72125024	Flat-rolled products of iron/non-alloy steel; plated/coated with aluminium-zinc alloys; hoop and strip, of a width > 25 mm; universal plates	640.254	9.710.074	883.206	13.056.577
72125099	Flat-rolled products of iron/non-alloy steel; other than plated/coated with chromium oxides/with chromium&chromium oxides/with aluminium-zinc alloys;other than hoop & strip;other than universal plate	281.783	1.488.079	252.196	1.184.980
72131010	Bars & rods, hot-rolled, in irregularly wound coils, of iron or non-alloy steel; containing indentations, ribs, grooves or other deformations; of circular cross-section measuring ≤ 50 mm in diameter	4.045	8.940	2.960	4.445
72131090	Bars & rods, hot-rolled, in irregularly wound coils, of iron or non-alloy steel; containing indentations, ribs, grooves or other deformations; of circular cross-section measuring > 50 mm in diameter	-	170	-	188
72132000	Bars & rods, hot-rolled, in irregularly wound coils, of iron or non-alloy steel; other than containing indentations, ribs, grooves or other deformations; of free-cutting steel	139.418	243.326	127.492	256.690
72139110	Bars&rods,hot-rolled,irregularly wound coils;oth than contain indentations,ribs,grooves;oth than of free-cutting steel;circular cross-section<14mm diameter;for producing soldering sticks	114.513	30.477.171	104.246	22.120.653
72139120	Bars&rods,hot-rolled,irregularly wound coils;oth than contain indentations,ribs,grooves;oth than of free-cutting steel;circular cross-section<14mm diameter;for concrete reinforcement/rebars	285.631	9.589.391	207.103	6.817.133
72139190	Bars&rods,hot-rolled,irregularly wound coils;oth than contain indentations,ribs,grooves;oth than of free-cutting steel;circular cross-section<14mm diameter; other than those of HS 72139110 - 72139130	64.134.674	282.427.933	51.050.456	209.625.148
72139990	Bars&rods,hot-rolled,irregularly wound coils;oth than indentations;oth than free-cutting steel;circular cross-section≥14mm diameter;oth than for produce soldering sticks;oth than for concrete rebars	265	37.525	132	25.506
72141019	Other bars&rods of iron/non-alloy steel,not further worked than forged,hot-rolled,hot-drawn,but including those twisted after rolling;forged;weight < 0.6% carbon;oth than of circular cross-section	31.226	121.379	89.103	412.696

Tabel 3 : Ekspor Indonesia menurut Komoditi (Kode HS 8 digit)

Mei 2022

Kode H S	Uraian golongan barang	Berat bersih (Kg)		Nilai F.O.B. (U S \$)	
		Bulan ini	Kumulatif	Bulan ini	Kumulatif
(1)	(2)	(3)	(4)	(5)	(6)
72141029	Other bars&rods of iron/non-alloy steel,not further worked than forged,hot-rolled,hot-drawn,but including those twisted after rolling;forged;weight ≥ 0.6% carbon;oth than of circular cross-section	1.015	32.365	715	27.816
72142039	Other bars&rods of iron,not further worked than forged,hot-rolled;containing indentations,ribs;weight<0.6%carbon;of circular cross-section;oth than used for concrete rebars	18.285.302	42.655.846	15.283.238	33.519.724
72142061	Other bars&rods of iron,not further worked than forged,hot-rolled;containing indentations,ribs;weight≥0.6%carbon;oth than of circular cross-section;for concrete rebars	21.010	192.635	9.708	53.653
72142069	Other bars&rods of iron,not further worked than forged,hot-rolled;containing indentations,ribs;weight≥0.6%carbon;oth than of circular cross-section;oth than for concrete rebars	-	166.838	-	45.412
72143090	Other bars&rods of iron,not further worked than forged,hot-rolled; oth than containing indentations,ribs; of free-cutting steel; oth than of circular cross-section	11.080	20.818	1.995	5.099
72149119	Other bars&rods of iron,not further worked than forged,hot-rolled;of rectangular/oth than square cross-section;weight<0.6% carbon; other than those of HS 72149111 - 72149112	221.087	221.087	172.448	172.448
72149919	Other bars&rods of iron,not further worked than forged,hot-rolled;oth than of rectangular;weight≥0.6% carbon,oth than of circular cross-section;oth than weight < 1.15% of manganese	7.820	50.761	5.538	26.325
72149991	Other bars&rods of iron,not further worked than forged,hot-rolled;oth than of rectangular/oth than square cross-section;weight< 0.6% carbon;weight <0.38% carbon, ≤0.05% phosphorus & ≤ 0.05% sulphur	743.922	3.020.629	796.800	2.713.136
72149992	Other bars&rods of iron,not further worked than forged,hot-rolled;oth than of rectangular/oth than square cross-section;weight< 0.6% carbon;weight ≥ 0.38 % carbon & < 1.15 % manganese	-	69.822	-	72.423
72149999	Other bars&rods of iron,not further worked than forged,hot-rolled;oth than of rectangular/oth than square cross-section;weight<0.6% carbon; other than those of HS 72149991 - 72149993	400.323	2.156.406	373.235	1.871.297
72151090	Other bar & rod iron/non-alloy steel; of free-cutting steel,not furtherwork than cold finished; oth than of circular cross-section	-	17	-	3.507
72155099	Other bar & rod iron/non-alloy steel; other than of free-cutting steel,not furtherwork than cold finished; weight < 0.6%carbon; other than of a kind used for concrete reinforcement (rebars)	-	179	-	1.187
72159099	Other bar & rod iron/non-alloy steel; other than of free-cutting steel; other than of a kind used for concrete reinforcement (rebars); other than of circular cross-section	215	8.553	257	23.832
72161000	Angles, shapes & sections of iron/non-alloy steel; U, I or H sections, not further worked than hot-rolled, hot-drawn/extruded, of a height < 80 mm	30	1.180	14	327
72162190	Angles, shapes & sections of iron/non-alloy steel; L sections, not further worked than hot-rolled, hot-drawn/extruded, of a height < 80 mm; weight ≥ 0.6 % of carbon	2.875.085	6.258.352	2.670.713	5.571.417
72162200	Angles, shapes & sections of iron/non-alloy steel; T sections, not further worked than hot-rolled, hot-drawn/extruded, of a height < 80 mm	-	118	-	199
72163190	Angles, shapes & sections of iron/non-alloy steel; U sections, not further worked than hot-rolled, hot-drawn/extruded, of a height ≥ 80 mm; weight < 0.6 % of carbon	140.000	211.176	14.220	59.469
72163290	Angles, shapes & sections of iron/non-alloy steel; I sections, not further worked than hot-rolled, hot-drawn/extruded, of a height ≥ 80 mm; of a thickness of more than 5 mm	16.961	24.467	14.073	20.709

Tabel 3 : Ekspor Indonesia menurut Komoditi (Kode HS 8 digit)

Mei 2022

Kode H S	Uraian golongan barang	Berat bersih (Kg)		Nilai F.O.B. (U S \$)	
		Bulan ini	Kumulatif	Bulan ini	Kumulatif
(1)	(2)	(3)	(4)	(5)	(6)
72163311	Angles, shapes & sections of iron/non-alloy steel;H sections, not further worked than hot-rolled, hot-drawn/extruded, of a height ≥ 80 mm;weight < 0.6% of carbon;thickness of flange ≥ thickness of web	-	260	-	3.625
72163319	Angles, shapes & sections of iron/non-alloy steel;H sections, not further worked than hot-rolled, hot-drawn/extruded, of a height ≥ 80 mm;weight < 0.6% of carbon;thickness of flange < thickness of web	-	38.614	-	20.255
72163390	Angles, shapes & sections of iron/non-alloy steel;H sections, not further worked than hot-rolled, hot-drawn/extruded, of a height ≥ 80 mm;weight ≥ 0.6% of carbon	-	169	-	77
72164090	Angles, shapes & sections of iron/non-alloy steel; L or T sections, not further worked than hot-rolled, hot-drawn/extruded, of a height ≥ 80 mm;weight < 0.6% of carbon	357.754	1.687.319	337.493	1.538.094
72165019	Angles, shapes & sections of iron/non-alloy steel; other angles, shapes and sections, not further worked than hot-rolled, hot-drawn/extruded, of a height < 80 mm; weight < 0.6% of carbon	1.574	669.947	797	514.440
72165099	Angles, shapes & sections of iron/non-alloy steel; other angles, shapes and sections, not further worked than hot-rolled, hot-drawn/extruded, of a height ≥ 80 mm; weight < 0.6% of carbon	-	10.813	-	1.899
72166900	Angles, shapes & sections of iron/non-alloy steel; not further worked than cold- formed or cold-finished; other than obtained from flat-rolled products	-	29.718	-	100.992
72169900	Angles, shapes & sections of iron/non-alloy steel; other than cold-formed or cold-finished from flat-rolled products	285	9.245	845	7.552
72171010	Wire of iron or non-alloy steel; not plated or coated, whether or not polished; containing by weight < 0.25 % of carbon	19.746	78.686	23.893	118.569
72171022	Reed wire; wire of a kind used for making strands for prestressing concrete; free-cutting steel wire; not plated or coated, whether or not polished; weight ≥ 0.25 % but < 0.6 % of carbon	-	1	-	75
72171029	Other than reed wire; wire of a kind used for making strands for prestressing concrete; free-cutting steel wire; not plated or coated, whether or not polished; weight ≥ 0.25 % but < 0.6 % of carbon	17	397	19	119
72171032	Spokes wire; reed wire; free-cutting steel wire; not plated or coated, whether or not polished; weight ≥ 0.6% of carbon	-	50	-	160
72171033	Wire of a kind used for making strands for prestressing concrete; not plated or coated, whether or not polished; weight ≥ 0.6% of carbon	20	275	12	142
72171039	Wire of iron/non-alloy steel;not plated/coated,whether/not polished;weight≥0.6% of carbon;oth than spokes wire,reed wire,free-cutting steel wire;oth than for making strands for prestressing concrete	58.304	334.657	139.356	750.123
72172010	Wire iron/non-alloy steel; plated/coated with zinc; weight < 0.25 % carbon	373	11.665	1.138	23.174
72172091	Steel core wire of a kind used for steel reinforced aluminium conductors (ACSR); plated/coated with zinc; weight ≥ 0.45 % of carbon	-	0	-	350
72172099	Wire iron/non-alloy steel; plated/coated with zinc; weight ≥ 0.45 % of carbon; other than steel core wire of a kind used for steel reinforced aluminium conductors (ACSR)	47.640	3.249.000	68.912	4.209.382
72173019	Wire iron/non-alloy steel; plated/coated with other base metals other than tin; weight < 0.25 % carbon	328.231	1.581.910	488.803	2.384.917
72173033	Brass coated steel wire of a kind used in the manufacture of pneumatic rubber tyres; weight ≥ 0.6 % carbon	-	61.262	-	128.509
72173034	Other copper alloy coated steel wire of a kind used in the manufacture of pneumatic rubber tyres; weight ≥ 0.6 % carbon	82.308	552.000	28.900	293.891

Tabel 3 : Ekspor Indonesia menurut Komoditi (Kode HS 8 digit)

Mei 2022

Kode H S	Uraian golongan barang	Berat bersih (Kg)		Nilai F.O.B. (U S \$)	
		Bulan ini	Kumulatif	Bulan ini	Kumulatif
(1)	(2)	(3)	(4)	(5)	(6)
72173039	Wire iron/non-alloy steel; plated/coated with other base metals; weight ≥ 0.6 % carbon; other than those of HS 72173033 - 72173035	-	10	-	52
72179090	Wire iron/non-alloy steel; other than plated/coated with zinc or with other base metals; weight ≥ 0.25 % carbon	-	3.172	-	14.107
72181000	Stainless steel in ingots and other primary forms	30.141	136.090	66.618	299.888
72189100	Semi- finished products of stainless steel; of rectangular (other than square) cross-section	33.547.250	282.962.000	89.905.628	690.796.332
72189900	Semi- finished products of stainless steel; other than of rectangular (other than square) cross-section	161.512.928	521.995.502	415.313.604	1.239.756.976
72191100	Flat-rolled products of stainless steel, of a width of 600 mm or more; not further worked than hot-rolled, in coils; of a thickness exceeding 10 mm	1.300.365	10.778.665	3.651.756	29.871.948
72191200	Flat-rolled products of stainless steel, of a width of 600 mm or more; not further worked than hot-rolled, in coils; of a thickness of 4.75 mm or more but not exceeding 10 mm	38.564.680	237.407.586	110.709.485	641.881.032
72191300	Flat-rolled products of stainless steel, of a width of 600 mm or more; not further worked than hot-rolled, in coils; of a thickness of 3 mm or more but less than 4.75 mm	99.896.030	453.158.645	281.085.407	1.198.562.082
72191400	Flat-rolled products of stainless steel, of a width of 600 mm or more; not further worked than hot-rolled, in coils; of a thickness of less than 3 mm	25.485.110	118.587.900	70.204.409	311.186.087
72192100	Flat-rolled products of stainless steel, of a width of 600 mm or more; not further worked than hot-rolled, not in coils; of a thickness exceeding 10 mm	-	25.527	-	10.435
72193200	Flat-rolled products of stainless steel, of a width of 600 mm or more; not further worked than cold-rolled (cold-reduced); of a thickness of 3 mm or more but less than 4.75 mm	9.278.663	75.390.621	24.902.930	184.827.159
72193300	Flat-rolled products of stainless steel, of a width of 600 mm or more; not further worked than cold-rolled (cold-reduced), not in coils; of a thickness exceeding 1 mm but less than 3 mm	39.654.703	262.978.854	109.128.988	671.394.533
72193400	Flat-rolled products of stainless steel, of a width of 600 mm or more; not further worked than cold-rolled (cold-reduced), not in coils; of a thickness of 0.5 mm or more but not exceeding 1 mm	8.553.194	36.109.092	24.985.654	103.362.597
72193500	Flat-rolled products of stainless steel, of a width of 600 mm or more; not further worked than cold-rolled (cold-reduced), not in coils; of a thickness of less than 0.5 mm	1.536.626	5.976.962	4.582.392	17.944.793
72199000	Flat-rolled products of stainless steel, of a width of 600 mm or more; other than not further worked than hot-rolled or cold-rolled	235	10.123	11.280	136.121
72201290	Flat-rolled products of stainless steel, of a width < 600 mm; not further worked than hot-rolled; of a thickness of < 4.75 mm; hoop and strip, of a width > 400 mm	35.551	454.969	95.181	1.089.903
72202010	Flat-rolled products of stainless steel, of a width < 600 mm; not further worked than cold-rolled (cold-reduced); hoop and strip, of a width ≤ 400 mm	21.634	161.329	121.234	1.013.055
72202090	Flat-rolled products of stainless steel, of a width < 600 mm; not further worked than cold-rolled (cold-reduced); hoop and strip, of a width > 400 mm	3.628	3.798	24.612	24.815
72209090	Flat-rolled products of stainless steel, of a width < 600 mm; other than not further worked than hot-rolled or cold-rolled; hoop and strip, of a width > 400 mm	248.877	1.635.657	1.354.766	7.555.152
72210000	Bars and rods, hot-rolled, in irregularly wound coils, of stainless steel	77	591	932	116.630
72221100	Bars and rods, not further worked than hot-rolled, hot-drawn or extruded; of circular cross-section	0	12.744	33	43.767
72221900	Bars and rods, not further worked than hot-rolled, hot-drawn or extruded; other than of circular cross-section	21.102	162.366	65.569	273.559
72222090	Bars and rods, not further worked than cold-formed or cold- finished; other than of circular cross-section	5.620	5.851	76.547	81.667

Tabel 3 : Ekspor Indonesia menurut Komoditi (Kode HS 8 digit)

Mei 2022

Kode H S	Uraian golongan barang	Berat bersih (Kg)		Nilai F.O.B. (U S \$)	
		Bulan ini	Kumulatif	Bulan ini	Kumulatif
(1)	(2)	(3)	(4)	(5)	(6)
72223090	Other bars and rods of stainless steel; other than not further worked than hot-rolled or cold-formed; other than of circular cross-section	51.409	101.051	494.954	1.257.484
72224090	Angles, shapes and sections of stainless steel; other than not further worked than hot-rolled, hot-drawn or extruded	10.455	48.742	85.692	184.682
72230010	Wire of stainless steel, of cross-section exceeding 13 mm	257	707	16.481	52.480
72230090	Wire of stainless steel, of cross-section not exceeding 13 mm	506.999	2.835.233	2.107.502	11.598.530
72249000	Semi- finished products of other alloy steel	-	11.732	-	26.512
72253090	Flat-rolled products of other alloy steel, of a width ≥ 600 mm; other than of silicon-electrical steel; not further worked than hot-rolled, in coils; other than of high speed steel	-	38.840	-	43.695
72255090	Flat-rolled products of other alloy steel, of a width ≥ 600 mm; other than of silicon-electrical steel; not further worked than cold-rolled (cold-reduced); other than of high speed steel	-	8.465	-	16.946
72259190	Flat-rolled products of other alloy steel, width ≥ 600mm; oth than of silicon-electrical steel; electrolytically plated or coated with zinc; other than of high speed steel	-	5.469	-	16.934
72259290	Flat-rolled products of other alloy steel, width ≥ 600mm; otherwise plated or coated with zinc; other than of high speed steel; other than plated or coated with zinc-aluminium-magnesium alloys	203.260	1.102.942	236.699	1.249.543
72259990	Flat-rolled products of other alloy steel, width ≥ 600mm; other than of high speed steel; other than those of subheadings 722591, 722592	2.830	46.748	11.773	89.603
72261190	Flat-rolled products of other alloy steel, width < 600 mm; of silicon-electrical steel; grain-oriented; hoop and strip, of a width > 400 mm	-	40.026	-	129.084
72261910	Flat-rolled products of other alloy steel, width < 600 mm; of silicon-electrical steel; other than grain-oriented; hoop and strip, of a width ≤ 400 mm	2.160	3.049	2.033	2.859
72261990	Flat-rolled products of other alloy steel, width < 600 mm; of silicon-electrical steel; other than grain-oriented; hoop and strip, of a width > 400 mm	-	74.150	-	68.939
72262010	Flat-rolled products of other alloy steel, width < 600 mm; of high speed steel; hoop and strip, of a width ≤ 400 mm	-	52.970	-	54.220
72269919	Hoop and strip, of a width ≤ 400 mm, of other alloy steel; other than plated or coated with zinc; other than not futher worked than hot-rolled or cold-rolled (cold-reduced)	-	27	-	69
72269999	Hoop and strip, of a width > 400 mm, of other alloy steel; other than plated or coated with zinc; other than not futher worked than hot-rolled or cold-rolled (cold-reduced)	-	57.275	-	186.175
72272000	Bars and rods, hot-rolled, in irregularly wound coils, of other alloy steel; of silico-manganese steel	-	2	-	1
72279090	Bars and rods, hot-rolled, in irregularly wound coils, of other alloy steel; other than of high speed steel or of silico-manganese steel; containing by weight less than 0.5 % of chromium	-	437.322	-	331.448
72281090	Bars and rods of other alloy steel, of high speed steel; other than of circular cross-section	1.353	9.210	6.850	50.845
72283010	Other bars and rods of other alloy steel, not further worked than hot-rolled, hot- drawn or extruded; of circular cross-section	-	20.746	-	29.471
72283090	Other bars and rods of other alloy steel, not further worked than hot-rolled, hot- drawn or extruded; other than of circular cross-section	-	60.924	-	295.080
72285010	Other bars and rods of other alloy steel, not further worked than cold-formed or cold-finished; of circular cross-section	41.782	354.986	44.626	369.229
72286090	Other bars and rods of other alloy steel, other than of circular cross-section; other than those of subheading 722810-722850	897	1.509	2.711	5.435

Tabel 3 : Ekspor Indonesia menurut Komoditi (Kode HS 8 digit)

Mei 2022

Kode H S	Uraian golongan barang	Berat bersih (Kg)		Nilai F.O.B. (U S \$)	
		Bulan ini	Kumulatif	Bulan ini	Kumulatif
(1)	(2)	(3)	(4)	(5)	(6)
72287090	Angles, shapes and sections, of other alloy steel; other than not further worked than hot-rolled, hot-drawn or extruded	-	468	-	69
72288019	Hollow drill bars and rods, of alloy or non-alloy steel; containing by weight 0.6 % or more of carbon; other than of circular cross-section	-	6	-	2.097
72292000	Wire of other alloy steel; of silico-manganese steel	-	81	-	4.815
72299021	Wire of other alloy steel; other than of silico-manganese steel; of cross-section not exceeding 5.5 mm; containing by weight 0.5 % or more of chromium	417.804	771.141	1.253.258	2.276.626
72299029	Wire of other alloy steel; other than of silico-manganese steel; of cross-section not exceeding 5.5 mm; containing by weight less than 0.5 % of chromium	-	996.598	-	2.925.360
72299030	Wire of other alloy steel; other than of silico-manganese steel; of cross-section exceeding 5.5 mm, of high speed steel	-	120	-	120
72299091	Wire of other alloy steel; other than of silico-manganese steel; of cross-section exceeding 5.5 mm; containing by weight 05 % or more of chromium	90.190	641.648	290.162	2.018.327
72299099	Wire of other alloy steel; other than of silico-manganese steel; of cross-section exceeding 5.5 mm; containing by weight less than 0.5 % of chromium	39.711	450.307	119.914	1.429.092
73011000	Sheet piling of iron or steel, whether or not drilled, punched or made from assembled elements	-	1.569.230	-	8.046.869
73012000	Welded angles, shapes and sections, of iron or steel	70	9.240	2.709	43.753
73021000	Railway or tramway track construction material of iron or steel, the following: rails	-	32	-	3
73024000	Railway or tramway track construction material of iron or steel, the following: fish-plates and sole plates (base plates)	-	56	-	136
73029090	Railway/tramway track construction material of iron/steel, the following: check-rails & rack rails, chairs, chair wedges, rail clips, bedplates, ties & other material specialized for jointing/fixing rails	9.593	434.109	34.069	698.692
73030011	Hubless tubes and pipes, of cast iron	3.539	70.294	39.127	219.764
73030019	Tubes and pipes, of cast iron; other than hubless tubes and pipes	421	209.216	3.950	250.384
73030099	Hollow profiles, of cast iron with external diameter exceeding 100 mm	69.727	522.190	38.507	122.350
73041100	Line pipe of a kind used for oil or gas pipelines; of stainless steel	2.942	592.351	34.295	1.034.834
73041900	Line pipe of a kind used for oil or gas pipelines; other than of stainless steel	518.455	17.815.838	2.506.071	53.290.773
73042290	Drill pipe, of stainless steel, of a kind used in drilling for oil or gas; other than with yield strength less than 80,000 psi, without threaded end	214.595	300.832	91.545	323.463
73042390	Drill pipe, of iron/other than cast iron, of a kind used in drilling for oil or gas; with yield strength < 80,000 psi, with threaded end; or with yield strength ≥ 80,000 psi, whether/not with threaded end	100	25.157	1.252	14.421
73042430	Casing and tubing with yield strength 80,000 psi or more, whether or not with threaded end; of stainless steel	510.960	5.689.493	3.385.563	39.237.148
73042910	Casing and tubing with yield strength less than 80,000 psi, without threaded end; other than of stainless steel	215.660	1.025.243	528.833	1.965.520
73042920	Casing and tubing with yield strength less than 80,000 psi, with threaded end; other than of stainless steel	-	113.090	-	213.494
73042930	Casing and tubing with yield strength 80,000 psi or more, whether or not with threaded end; other than of stainless steel	819.877	9.328.024	6.298.661	38.291.626
73043110	Drillrod casing and tubing with pin and box threads; cold-drawn or cold-rolled (cold-reduced); of circular cross-section, of iron or non-alloy steel	-	1	-	3
73043120	High-pressure pipe capable of withstanding a pressure of not less than 42,000 psi; cold-drawn or cold-rolled (cold-reduced); of circular cross-section, of iron or non-alloy steel	-	7.268	-	20.731

Tabel 3 : Ekspor Indonesia menurut Komoditi (Kode HS 8 digit)

Mei 2022

Kode H S	Uraian golongan barang	Berat bersih (Kg)		Nilai F.O.B. (U S \$)	
		Bulan ini	Kumulatif	Bulan ini	Kumulatif
(1)	(2)	(3)	(4)	(5)	(6)
73043190	Tubes, pipes & hollow profiles, seamless, of circular cross-section, of iron/ non-alloy steel; cold-drawn/ cold-rolled; other than those of HS 73043110 - 73043140	-	4.703	-	23.699
73043920	High-pressure pipe capable of withstanding a pressure of not less than 42,000 psi; other than cold-drawn or cold-rolled (cold-reduced); of circular cross-section, of iron or non-alloy steel	5	17	160	607
73043940	Tubes, pipes & hollow profiles, seamless, of circular cross-section, of iron/ non-alloy steel; other than cold-drawn/ cold-rolled; having an external diameter < 140 mm and < 0.45 % by weight of carbon	820	820	815	815
73043990	Tubes, pipes & hollow profiles, seamless, of circular cross-section, of iron/ non-alloy steel; cold-drawn/ cold-rolled; other than those of HS 73043920 - 73043940	1.456	246.237	47.206	323.097
73044100	Tubes, pipes & hollow profiles, seamless, of circular cross-section, of stainless steel; cold-drawn or cold-rolled (cold-reduced)	-	20.198	-	478.333
73044900	Tubes, pipes & hollow profiles, seamless, of circular cross-section, of stainless steel; other than cold-drawn or cold-rolled (cold-reduced)	1.177	84.799	4.130	95.214
73045190	Tubes, pipes & hollow profiles, seamless, of circular cross-section, of other alloy steel; cold-drawn or cold-rolled (cold-reduced)	-	20	-	1.401
73045910	High-pressure pipe with a yield strength not less than 42,000 psi; other than cold-drawn or cold-rolled (cold-reduced); of circular cross-section, of other alloy steel	-	6	-	340
73045990	Tubes, pipes & hollow profiles, seamless, of circular cross-section, of other alloy steel; other than cold-drawn or cold-rolled; other than high-pressure pipe with a yield strength \geq 42,000 psi	747	8.021	4.546	96.907
73049010	High-pressure pipe with a yield strength not less than 42,000 psi; other than those of subheading 730411 - 730459	-	8	-	423
73049090	Tubes, pipes & hollow profiles, seamless, of iron/ steel; oth than high-pressure pipe; oth than having an external diameter <140 mm & <0.45% by weight of carbon; oth than in subheading 730411 - 730459	939.938	1.055.428	9.309.387	9.493.557
73051100	Line pipe of a kind used for oil or gas pipelines; longitudinally submerged arc welded	24.404.320	52.294.825	16.762.217	36.201.768
73051290	Line pipe of a kind used for oil or gas pipelines; longitudinally welded; other than Electric resistance welded (ERW)	23	1.007.206	262	8.542.012
73051910	Line pipe of a kind used for oil or gas pipelines; other than longitudinally submerged arc welded; spiral or helical submerged arc welded	-	2.175.353	-	2.891.624
73051990	Line pipe of a kind used for oil or gas pipelines; other than longitudinally submerged arc welded; other than spiral or helical submerged arc welded	8.900	235.511	25.702	612.606
73052000	Casing of a kind used in drilling for oil or gas	309.852	3.633.210	86.508	2.287.170
73053110	Line pipe of a kind used other than for oil or gas pipelines, welded; longitudinally welded; stainless steel pipes and tubes	103.781	841.364	523.259	4.119.912
73053190	Line pipe of a kind used other than for oil or gas pipelines, welded; longitudinally welded; other than stainless steel pipes and tubes	2	96.138	6	506.763
73059000	Other tubes & pipes (ie welded, riveted or similarly closed), having circular cross-sections, the external diameter of which exceeds 406.4 mm, of iron/ steel; n.e.c. in heading 7305	-	187.112	-	255.569
73061190	Line pipe of a kind used for oil or gas pipelines; welded, of stainless steel; other than longitudinally electric resistance welded (ERW)	1.924	9.069	2.009	39.602

Tabel 3 : Ekspor Indonesia menurut Komoditi (Kode HS 8 digit)

Mei 2022

Kode H S	Uraian golongan barang	Berat bersih (Kg)		Nilai F.O.B. (U S \$)	
		Bulan ini	Kumulatif	Bulan ini	Kumulatif
(1)	(2)	(3)	(4)	(5)	(6)
73061910	Line pipe of a kind used for oil or gas pipelines; other than welded, of stainless steel; longitudinally electric resistance welded (ERW)	531.825	570.888	832.956	892.067
73061990	Line pipe of a kind used for oil or gas pipelines; other than welded, of stainless steel; other than longitudinally electric resistance welded (ERW); other than spiral or helical submerged arc welded	148.972	2.265.133	101.508	22.295.038
73062900	Casing and tubing of a kind used in drilling for oil or gas; other than welded, of stainless steel	-	1.839	-	5.866
73063019	Boiler tubes, welded, of circular cross-section, of iron or non-alloy steel; with an external diameter not less than 12.5 mm	-	3.335	-	4.728
73063029	Copper-plated, fluororesin-coated/ zinc-chromated steel tubes; welded, of circular cross-section, of iron or non-alloy steel; with an external diameter not less than 12.5 mm	336.355	4.115.296	488.768	6.016.602
73063049	Other tubes, pipes and hollow profiles, welded, of circular cross-section, of iron or non-alloy steel; high-pressure pipe with a yield strength \geq 42,000 psi; with an external diameter \geq 12.5 mm	-	1	-	5
73063091	Other tubes, pipes, welded, of circular cross-section, of iron/non-alloy steel; high-pressure pipe yield strength < 42,000 psi; internal diameter \geq 12.5 mm, external diameter < 140 mm, weight < 0.45% carbon	70.639	361.659	184.903	916.120
73063092	Other tubes, pipes and hollow profiles, welded, of circular cross-section, of iron or non-alloy steel; high-pressure pipe with a yield strength < 42,000 psi; with an internal diameter < 12.5 mm	-	28.409	-	97.549
73063099	Other tubes, pipes and hollow profiles, welded, of circular cross-section, of iron or non-alloy steel; high-pressure pipe with a yield strength < 42,000 psi; other than in HS 73063091 - 73063092	79.093	485.007	141.215	808.607
73064090	Other tubes, pipes and hollow profiles; welded, of circular cross-section, of stainless steel; other than those of HS 73064011 - 73064030	39.669	327.701	198.815	1.716.683
73065099	Other tubes, pipes and hollow profiles; welded, of circular cross-section, of other alloy steel; with an external diameter not less than 12.5 mm	83.310	418.710	199.980	939.036
73066110	Other tubes, pipes and hollow profiles; welded, of non-circular cross-section; of square or rectangular cross-section; with an external diagonal cross-section less than 12.5 mm	18.750	37.500	10.000	20.000
73066190	Other tubes, pipes and hollow profiles; welded, of non-circular cross-section; of square or rectangular cross-section; with an external diagonal cross-section not less than 12.5 mm	24.374	184.763	55.564	453.981
73066990	Other tubes, pipes and hollow profiles; welded, of non-circular cross-section; of other non-circular cross-section; with an external diagonal cross-section not less than 12.5 mm	-	6.386	-	9.895
73069019	Copper brazed pipes and tubes; with an external diagonal cross-section not less than 12.5 mm	-	18.965	-	84.787
73069094	Other tubes, pipes and hollow profiles of iron or steel; high pressure pipes, with an external diameter of less than 12.5 mm	-	2.990	-	406
73069099	Other tubes, pipes and hollow profiles of iron or steel; n.e.c. in heading 7306	250	339	75	294
73071110	Cast fittings, of non-malleable cast iron; hubless tube or pipe fittings	-	2	-	4
73071190	Cast fittings, of non-malleable cast iron; other than hubless tube or pipe fittings	27.425	35.551	173.916	182.369
73071900	Cast fittings, other than of non-malleable cast iron;	409.879	3.192.092	1.350.734	9.911.652
73072110	Flanges; of stainless steel; having an internal diameter of less than 15 cm	273	13.066	3.357	90.731

Tabel 3 : Ekspor Indonesia menurut Komoditi (Kode HS 8 digit)

Mei 2022

Kode H S	Uraian golongan barang	Berat bersih (Kg)		Nilai F.O.B. (U S \$)	
		Bulan ini	Kumulatif	Bulan ini	Kumulatif
(1)	(2)	(3)	(4)	(5)	(6)
73072190	Flanges; of stainless steel; having an internal diameter of not less than 15 cm	57.819	672.907	268.747	2.579.342
73072210	Threaded elbows, bends and sleeves; of stainless steel; having an internal diameter of less than 15 cm	923	31.719	15.737	499.956
73072290	Threaded elbows, bends and sleeves; of stainless steel; having an internal diameter of not less than 15 cm	8.495	204.993	298.308	1.428.439
73072310	Butt welding fittings; of stainless steel; having an internal diameter of less than 15 cm	3.128	12.493	32.926	38.581
73072390	Butt welding fittings; of stainless steel; having an internal diameter of not less than 15 cm	1.727	22.048	44.593	347.927
73072910	Tube or pipe fittings; of stainless steel; other than flanges or threaded elbows, bends and sleeves or butt welding fittings; having an internal diameter of less than 15 cm	-	48.702	-	197.637
73072990	Tube or pipe fittings; of stainless steel; other than flanges or threaded elbows, bends and sleeves or butt welding fittings; having an internal diameter of not less than 15 cm	557	434.520	41.118	1.928.585
73079110	Flanges of iron or steel; other than of stainless steel; having an internal diameter of less than 15 cm	8.626	58.465	30.000	253.222
73079190	Flanges of iron or steel; other than of stainless steel; having an internal diameter of not less than 15 cm	180.702	842.239	622.320	2.641.984
73079210	Threaded elbows, bends and sleeves of iron or steel; other than of stainless steel; having an internal diameter of less than 15 cm	20	2.496	1.380	139.176
73079290	Threaded elbows, bends and sleeves of iron or steel; other than of stainless steel; having an internal diameter of not less than 15 cm	361.603	2.685.529	379.951	2.125.596
73079310	Butt welding fittings of iron or steel; other than of stainless steel; having an internal diameter of less than 15 cm	482	482	1.112	1.112
73079390	Butt welding fittings of iron or steel; other than of stainless steel; having an internal diameter of not less than 15 cm	101.718	497.479	1.048.160	5.013.352
73079910	Tube or pipe fittings of iron or steel; other than of stainless steel; other than flanges or threaded elbows, bends and sleeves or butt welding fittings; having an internal diameter of less than 15 cm	6.263	39.878	92.123	689.764
73079990	Tube/pipe fittings of iron or steel; oth than of stainless steel; other than flanges or threaded elbows, bends and sleeves or butt welding fittings; having an internal diameter of not less than 15 cm	199.401	2.620.419	1.857.770	19.561.202
73081090	Bridges and bridge-sections, of iron or steel; other than prefabricated modular type joined by shear connectors	116.921	2.593.906	422.201	3.479.033
73082011	Towers, of iron or steel; prefabricated modular type joined by shear connectors	-	20.928	-	368.000
73082019	Towers, of iron or steel; other than prefabricated modular type joined by shear connectors	-	485.971	-	699.068
73082029	Lattice masts, of iron or steel; other than prefabricated modular type joined by shear connectors	6.093.548	22.889.839	17.870.776	72.128.809
73083010	Doors, of iron or steel, of a thickness of 6 mm or more but not exceeding 8 mm	430	3.240	3.250	11.907
73083090	windows and their frames and thresholds for doors, of iron or steel	9.650	34.440	2.634	103.756
73084090	Equipment for scaffolding, shuttering, propping or pit-propping, of iron or steel; other than prefabricated modular type joined by shear connectors	1.792.019	6.279.401	18.208.986	58.096.602
73089020	Structures&parts of iron/steel;oth than bridges&bridge-sections/towers&lattice masts/ equipment for scaffolding,shuttering,propping /pit-propping;prefabricated modular type joined by shear connectors	30.838	79.295	167.816	333.743
73089040	Structures and parts of structures, of iron or steel; corrugated and curved galvanised plates or sheets prepared for use in conduits, culverts or tunnels	-	103	-	277
73089050	Structures and parts of structures, of iron or steel; rails for ships	-	9	-	335

Tabel 3 : Ekspor Indonesia menurut Komoditi (Kode HS 8 digit)

Mei 2022

Kode H S	Uraian golongan barang	Berat bersih (Kg)		Nilai F.O.B. (U S \$)	
		Bulan ini	Kumulatif	Bulan ini	Kumulatif
(1)	(2)	(3)	(4)	(5)	(6)
73089060	Structures and parts of structures, of iron or steel; perforated cable trays	-	11.709	-	55.659
73089092	Guardrails of iron or steel	-	6.290	-	11.669
73089099	Plates, rods, angles, shapes, sections, tubes and the like, prepared for use in structures, of iron or steel	1.237.846	27.668.143	1.519.438	76.445.696
73090011	Reservoirs, tanks, vats and similar containers for any material of iron or steel, of a capacity > 300 l; of a kind used for the conveyance or packing of goods; lined or heat-insulated	-	5.510	-	62.689
73090019	Reservoirs, tanks, vats and similar containers for any material of iron or steel, of a capacity > 300 l; of a kind used for the conveyance or packing of goods; not lined or heat-insulated	41.347	206.756	22.918	94.595
73090091	Reservoirs, tanks, vats and similar containers for any material of iron or steel, of a capacity > 300 l; other than of a kind used for the conveyance or packing of goods; lined or heat-insulated	6.592	7.902	15.260	21.060
73090099	Reservoirs, tanks, vats and similar containers for any material of iron or steel, of a capacity > 300 l; other than of a kind used for the conveyance or packing of goods; not lined or heat-insulated	19.040	300.604	37.534	797.464
73101010	Tanks, casks, drums, cans, boxes and similar containers, for any material, of iron or steel; of a capacity ≥ 50 l but ≤ 300 l; of tinplate	33.116	82.522	1.702	31.383
73101091	Tanks, casks, drums, cans, boxes and similar containers, for any material, of iron or steel; of a capacity ≥ 50 l but ≤ 300 l; casting, forging or stamping, in the rough state	1	1.304	8	1.324
73101099	Tanks, casks, drums, cans, boxes and similar containers, for any material, of iron or steel; of a capacity ≥ 50 l but ≤ 300 l; other than casting, forging or stamping, in the rough state	491.868	836.477	914.268	1.509.664
73102119	Cans which are to be closed by soldering or crimping, of iron or steel; of a capacity < 1 l; other than of tinplate	4.717	138.385	18.018	597.901
73102191	Cans which are to be closed by soldering or crimping, of iron or steel; of a capacity ≥ 1 l but < 50 l; of tinplate	1.125	15.206	135	63.987
73102199	Cans which are to be closed by soldering or crimping, of iron or steel; of a capacity ≥ 1 l but < 50 l; other than of tinplate	17	39.177	70	131.508
73102911	Tanks, casks, drums, cans, boxes and similar containers, for any material, of iron or steel; other than cans which are to be closed by soldering/crimping; of a capacity < 1 l; of tinplate	131	131	816	816
73102919	Tanks, casks, drums, cans, boxes and similar containers, for any material, of iron or steel; other than cans which are to be closed by soldering/crimping; of a capacity < 1 l; other than of tinplate	44.043	168.593	174.375	674.692
73102991	Tanks, casks, drums, cans, boxes and similar containers, for any material, of iron or steel; other than cans which are to be closed by soldering/crimping; of a capacity ≥ 1 l but < 50 l; of tinplate	-	25.888	-	112.886
73102999	Tanks, casks, drums, cans, boxes & similar, for any material, of iron/steel; other than cans which are to be closed by soldering; of a capacity ≥ 1 l but < 50 l; n.e.c. in heading 7310	435	98.073	3.336	392.547
73110024	Seamless steel cylinders; of a capacity of 30 l or more, but less than 110 l, for Liquefied Petroleum Gas (LPG)	-	54.350	-	41.665
73110025	Seamless steel cylinders; of a capacity of 30 l or more, for Liquefied Petroleum Gas (LPG)	-	13.421	-	19.485
73110026	Seamless steel cylinders; of a capacity of less than 30 l	12.536	24.636	34.063	66.179
73110027	Seamless steel cylinders; of a capacity of ≥ 30 l but < 110 l; other than for Automotive Compressed Natural Gas (CNG) or Liquefied Natural Gas (LNG); other than for Liquefied Petroleum Gas (LPG)	-	47.005	-	144.830
73110029	Seamless steel cylinders; other than those of HS 73110021 - 73110027	20.131	195.733	1.373	113.724

Tabel 3 : Ekspor Indonesia menurut Komoditi (Kode HS 8 digit)

Mei 2022

Kode H S	Uraian golongan barang	Berat bersih (Kg)		Nilai F.O.B. (U S \$)	
		Bulan ini	Kumulatif	Bulan ini	Kumulatif
(1)	(2)	(3)	(4)	(5)	(6)
73110091	Containers for compressed or liquefied gas, of iron or steel; other than seamless steel cylinders; of a capacity not exceeding 7.3 l	10	10	938	938
73110094	Containers for compressed or liquefied gas, of iron or steel; other than seamless steel cylinders; of a capacity of 30 l or more, but less than 110 l	-	9.840	-	21.800
73110099	Containers for compressed or liquefied gas, of iron or steel; other than seamless steel cylinders; of a capacity of 110 l or more	36.006	188.381	78.912	226.696
73121010	Stranded wire, ropes and cables, of iron or steel, not electrically insulated; locked coils, flattened strands and non-rotating wire ropes	107.651	403.140	127.028	442.286
73121020	Stranded wire, ropes and cables, of iron or steel, not electrically insulated; plated or coated with brass and of a diameter not exceeding 3 mm	5.019.545	25.738.677	9.763.789	50.965.666
73121030	Stranded wire, ropes and cables, of iron or steel, not electrically insulated; plated or coated with aluminium	82	686	2.401	15.502
73121091	Stranded wire, ropes and cables, of iron or steel, not electrically insulated; other than subheading 731210; stranded steel wire for prestressing concrete	-	546.825	-	646.901
73121099	Stranded wire, ropes and cables, of iron or steel, not electrically insulated; other than subheading 731210; other than stranded steel wire for prestressing concrete	2.113	180.367	18.223	840.827
73129000	Plaited bands, slings and the like, of iron or steel, not electrically insulated	789.348	4.917.871	2.583.695	16.119.970
73130000	Barbed wire of iron or steel; twisted hoop or single flat wire, barbed or not, and loosely twisted double wire, of a kind used for fencing, of iron or steel	201.956	1.237.944	375.771	2.298.059
73141200	Woven cloth; endless bands for machinery, of stainless steel	-	87	-	10.070
73141400	Other woven cloth, of stainless steel	267	1.255	8.711	40.994
73141990	Other woven cloth, other than of stainless steel	148	220	1.392	4.228
73142000	Grill, netting and fencing cloth, welded at the intersection, of wire with a maximum cross-sectional dimension of 3 mm or more and having a mesh size of 100 cm ² or more	2	22.294	0	150.223
73143900	Other grill, netting and fencing cloth of iron or steel wire, welded at the intersection; other than plated or coated with zinc	1	372	706	3.732
73144100	Other cloth, grill, netting and fencing of iron or steel wire; plated or coated with zinc	53.084	861.662	92.955	1.511.598
73144200	Other cloth, grill, netting and fencing of iron or steel wire; coated with plastics	27.669	85.985	54.221	167.996
73144900	Other cloth, grill, netting and fencing of iron or steel wire; other than plated or coated with zinc; other than coated with plastic	25.191	472.102	43.243	484.657
73151110	Articulated link chain and parts thereof; bicycle or motorcycle roller chain of iron or steel	646	11.800	11.413	77.323
73151191	Articulated link chain and parts thereof; transmission type roller chain, of a pitch length of not less than 6 mm and not more than 32 mm of iron or steel	-	260	-	22.308
73151199	Articulated link chain and parts thereof; transmission type roller chain, of a pitch length more than 32 mm of iron or steel	78	9.147	2.257	117.371
73151210	Articulated link chain and parts thereof; bicycle or motorcycle non roller chain of iron or steel	-	55	-	172
73151290	Articulated link chain and parts thereof; other than bicycle or motorcycle non roller chain of iron or steel	-	7.736	-	61.113
73151910	Articulated link chain and parts thereof; parts of bicycle or motorcycle chain	2	24	111	1.281
73151990	Articulated link chain and parts thereof; parts of other than bicycle or motorcycle chain	-	29	-	3.316
73152000	Skid chain of iron or steel	-	2.655	-	20.228
73158100	Stud-link chain of iron or steel	-	233.212	-	484.351

Tabel 3 : Ekspor Indonesia menurut Komoditi (Kode HS 8 digit)

Mei 2022

Kode H S	Uraian golongan barang	Berat bersih (Kg)		Nilai F.O.B. (U S \$)	
		Bulan ini	Kumulatif	Bulan ini	Kumulatif
(1)	(2)	(3)	(4)	(5)	(6)
73158200	Chain of iron or steel; other than articulated link chain; other than stud-link chain; welded link	-	203	-	30.288
73158910	Chain of iron or steel; other than articulated link chain; other than in subheading of 731581 and 731582; bicycles or motorcycle chain	-	395	-	2.675
73158990	Chain of iron or steel; other than articulated link chain; other than in subheading of 731581 and 731582; other than bicycles or motorcycle chain	824	4.115	5.303	12.864
73159020	Parts of bicycle or motorcycle chain of iron or steel	-	10	-	18
73159090	Parts of chain of iron or steel; other than parts of bicycle or motorcycle chain	329.740	2.181.019	1.218.922	7.151.228
73160000	Anchors, grapnels and parts thereof, of iron or steel	2.360	434.508	5.763	491.461
73170010	Wire nails of iron or steel	-	86	-	637
73170020	Staples of iron or steel	-	85	-	91
73170030	Dog spikes for rail sleepers; gang nails, of iron or steel	2.500	2.500	16.250	16.250
73170090	Nails, tacks, drawing pins, corrugated nails, staples & similar articles, of iron/ steel, whether/ not with heads of other material; other than wires nails, staples, dog spikes for sleepes, gang nails	127	54.161	491	59.698
73181100	Threaded articles; coach screws	27	322	176	8.539
73181210	Threaded articles; other wood screws having a shank of an external diameter not exceeding 16 mm	-	13	-	6
73181290	Threaded articles; other wood screws having a shank of an external diameter exceeding 16 mm	2.124	9.907	9.606	41.362
73181300	Threaded articles; screw hooks and screw rings	116	504	39	8.132
73181410	Threaded articles; self-tapping screws, having a shank of an external diameter not exceeding 16 mm	11.325	29.154	36.764	123.142
73181490	Threaded articles; self-tapping screws, having a shank of an external diameter exceeding 16 mm	1.223	22.304	10.990	111.790
73181510	Threaded articles; other screws and bolts, whether or not with their nuts or washers, having a shank of an external diameter not exceeding 16 mm	238.163	1.348.578	774.949	4.629.288
73181590	Threaded articles; other screws and bolts, whether or not with their nuts or washers, having a shank of an external diameter exceeding 16 mm	651.460	3.902.165	3.387.003	24.035.002
73181610	Threaded articles; nuts, whether or not with their nuts or washers, having a shank of an external diameter not exceeding 16 mm	148.153	826.872	1.278.184	7.007.927
73181690	Threaded articles; nuts, whether or not with their nuts or washers, having a shank of an external diameter exceeding 16 mm	34.953	206.219	264.704	1.607.446
73181910	Threaded articles; having a shank of an external diameter not exceeding 16 mm; other than those of subheading 731811 - 731816	361.570	2.216.546	38.061	262.826
73181990	Threaded articles; having a shank of an external diameter exceeding 16 mm; other than those of subheading 731811 - 731816	1.051	16.300	52.301	212.730
73182100	Non-threaded articles; spring washers and other lock washers	1.293	6.785	8.440	174.400
73182200	Non-threaded articles; other washers	12.590	89.941	199.068	1.223.411
73182310	Non-threaded articles; rivets having an external diameter not exceeding 16 mm	14	1.616	1.299	9.255
73182390	Non-threaded articles; rivets having an external diameter exceeding 16 mm	88	1.716	3.015	43.193
73182400	Non-threaded articles; cotters and cotter-pin	3.622	20.339	37.391	228.609
73182910	Non-threaded articles; having a shank of an external diameter not exceeding 16 mm; other than those of subheading 731821 - 731824	13.999	48.122	114.677	365.104
73182990	Non-threaded articles; having a shank of an external diameter exceeding 16 mm; other than those of subheading 731821 - 731824	49.389	465.872	332.236	2.330.028
73194010	Safety pins	3.401	24.017	4.546	32.222

Tabel 3 : Ekspor Indonesia menurut Komoditi (Kode HS 8 digit)

Mei 2022

Kode H S	Uraian golongan barang	Berat bersih (Kg)		Nilai F.O.B. (U S \$)	
		Bulan ini	Kumulatif	Bulan ini	Kumulatif
(1)	(2)	(3)	(4)	(5)	(6)
73194020	Other pins	740	3.856	10.117	48.547
73199010	Sewing, darning or embroidery needles	4	77	328	16.953
73199090	Other sewing needles, knitting needles, bodkins, crochet hooks, embroidery stilettos and similar articles, for use in the hand, of iron or steel; safety pins and other pins of iron or steel, NEC	-	1.647	-	51.375
73201011	Leaf-springs and leaves; suitable for use on motor vehicles of heading 8702, 8703 or 8704	3.652.948	18.877.086	6.678.020	34.559.412
73201012	Leaf-springs and leaves; suitable for use on other motor vehicles	94.620	850.970	236.049	2.113.192
73201019	Springs and leaves for springs suitable for use on machinery of heading 8429 or 8430	32.118	146.344	54.550	231.762
73201090	Other leaf-springs and leaves	263.176	1.229.061	434.084	2.173.832
73202011	Helical springs for motor vehicles	42.688	311.480	285.029	1.824.978
73202012	Helical springs for earth-moving machinery	-	177	-	1.444
73202019	Helical springs; suitable for use on motor vehicles or machinery of heading 8429 or 8430; other than for motor vehicles or earth-moving machinery	1.997	7.833	36.575	118.163
73202090	Helical springs; not suitable for use on motor vehicles or machinery of heading 8429 or 8430	124.847	496.878	405.189	1.599.913
73209010	Other springs and leaves for springs, of iron or steel; suitable for use on motor vehicles	1.112	8.111	13.278	95.244
73209090	Other springs and leaves for springs, of iron or steel; not suitable for use on motor vehicles	128.226	579.840	383.227	1.750.824
73211100	Cooking appliances and plate warmers; for gas fuel or for both gas and other fuels	54.938	393.978	401.341	2.773.398
73211200	Cooking appliances and plate warmers; for liquid fuel	7.110	34.661	38.277	176.724
73211990	Cooking appliances and plate warmers; other than for gas/gas and both gas & other/liquid/solid fuel	2.613	10.707	2.533	64.137
73218200	Other appliances; for gas liquid fuel	5	887	5	2.225
73218900	Other appliances; other than for gas fuel or for both gas and other fuels/liquid fuel; including appliances for solid fuel	-	15	-	35
73219010	Parts of kerosene stoves	2.452	30.449	2.074	104.968
73219021	Parts of cooking appliances and plate warmers using gas fuel; burner; components made by stamping or pressing processes	-	185	-	2.389
73219029	Parts Of cooking appliances and plate warmers using gas fuel; other than burner; components made by stamping or pressing processes	424	68.823	7.758	175.524
73219090	Other parts of stoves, ranges, grates, cookers, barbecues, braziers, gas-rings, plate warmers & similar non-electric domestic appliances, of iron/steel	205	5.312	8.792	48.061
73221900	Radiators and parts thereof; other than cast iron	6	36	20	535
73229000	Air heaters & hot air distributors (incl distributors which can also distribute fresh/conditioned air), not electrically heated, incorporating a motor-driven fan/blower, & parts thereof, of iron/steel	22	5.871	415	15.140
73231000	Iron or steel wool; pot scourers and scouring or polishing pads, gloves and the like	10.042	57.193	40.544	263.870
73239110	Kitchenware and parts thereof; of cast iron, not enamelled	8.928	64.216	11.456	91.818
73239120	Ashtrays and parts thereof; of cast iron, not enamelled	1	1	30	30
73239190	Household articles other than kitchenware and ashtrays and parts thereof; of cast iron, not enamelled	37	9.088	72	130.655
73239200	Household articles and parts thereof; of cast iron, enamelled	4.924	56.023	55.294	466.981
73239310	Kitchenware and parts thereof; of stainless steel	25.095	281.851	322.647	3.023.866
73239390	Household articles other than kitchenware and ashtrays and parts thereof; of stainless steel	116.747	294.904	693.427	3.490.641
73239400	Household articles and parts thereof; of iron (other than cast iron) or steel, enamelled	89.210	420.450	616.052	3.083.586
73239910	Kitchenware; of iron other than stainless steel and cast iron	5.129	64.707	5.811	100.512

Tabel 3 : Ekspor Indonesia menurut Komoditi (Kode HS 8 digit)

Mei 2022

Kode H S	Uraian golongan barang	Berat bersih (Kg)		Nilai F.O.B. (U S \$)	
		Bulan ini	Kumulatif	Bulan ini	Kumulatif
(1)	(2)	(3)	(4)	(5)	(6)
73239990	Tableware, kitchenware or other household articles and parts thereof; of iron other than stainless steel and cast iron	80.747	694.742	365.928	3.210.077
73241010	Kitchen sinks; of stainless steel	300	5.144	2.514	35.447
73241090	Wash basins; of stainless steel	9.220	38.058	88.703	355.321
73242110	Bathtubs having rectangular or oblong interior shape; of cast iron, whether or not enamelled	224	420	1.658	3.338
73242190	Bathtubs having other than rectangular or oblong interior shape; of cast iron, whether or not enamelled	0	112	21	173
73242990	Bathtubs having other than rectangular or oblong interior shape; of not cast iron, whether or not enamelled	172	10.749	1.584	151.835
73249010	Flushing water closets or urinals (fixed type)	-	1.798	-	13.363
73249091	Parts of kitchen sinks or bathtubs	-	4	-	5
73249099	Other sanitary ware and parts thereof; of iron or steel other than sinks and wash basins, baths, flushing water closets (fixed type)	1.580	17.499	24.020	253.150
73251020	Manhole covers, gratings and frames therefor; of non-malleable cast iron	-	36.428	-	71.598
73251090	Other cast articles of iron or steel; of non-malleable iron other than manhole covers, gratings, frames therefor, spouts and cups for latex collection	51.944	80.712	127.397	350.702
73259990	Manhole covers, gratings and frames therefor; of malleable cast iron	161.807	448.947	435.078	1.183.415
73261100	Grinding balls and similar articles for mills forged or stamped, but not further worked	1.374.788	1.374.788	2.056.157	2.056.157
73261900	Other articles of iron or steel, other than grinding balls and similar articles for mills, forged or stamped but not further worked	873.951	4.832.837	7.535.219	46.007.203
73262050	Poultry cages and the like; of iron or steel wire	27	30.712	63	52.080
73262060	Rat traps; of iron or steel wire	8	33	10	52
73262070	Wire mesh curtain and blinds; of iron or steel wire	160	1.424	1.120	8.807
73262090	Articles of iron or steel wire other than poultry cages and the like or rat traps or wire mesh curtain and blinds	2.018.633	9.680.676	3.318.845	16.459.024
73269010	Ships' rudders; of iron or steel	7	2.898	720	11.283
73269020	Spouts and cups for latex collection; of iron or steel	-	58	-	5.283
73269030	Stainless steel clamp assemblies with rubber sleeves of a kind used for hubless cast iron pipes and pipe fittings; of iron or steel	52.817	66.481	478.189	670.191
73269060	Bunsen burners ; of iron or steel	-	10	-	25
73269070	Horseshoes; riding boot spurs; of iron or steel	2.830	4.577	280.827	448.131
73269091	Cigarette cases and boxes; of iron or steel	48.000	262.005	52.228	505.859
73269099	Other articles of iron or steel, n.e.c. in heading 7326	1.306.349	6.762.551	3.863.003	27.168.831
74010010	Copper mattes	606.856	7.381.540	680.549	7.717.901
74031100	Cathodes and sections of cathodes; of refined copper	20.611.833	83.520.488	192.323.076	819.945.761
74031900	Copper alloys; unwrought	50.259	75.673	463.865	742.029
74032100	Copper-zinc base alloys (brass)	720.101	6.289.314	8.406.456	41.405.068
74032200	Copper-tin base alloys (bronze)	128.128	586.912	1.153.148	5.167.847
74032900	Copper alloys; other than brass or bronze or master alloys of heading 7405	21.092	21.092	269.700	269.700
74040000	Copper waste and scrap	3.427.932	13.965.346	31.102.162	127.829.920
74061000	Copper powders; of non-lamellar structure	-	1	-	11
74062000	Copper flakes; of lamellar structure	9.493	28.349	82.587	249.775
74071030	Profiles; of refined copper	-	43.371	-	464.786
74071049	Bars and rods other than square or rectangular cross-section; of refined copper	314.179	1.989.925	3.109.497	19.749.962
74072100	Bars, rods and profiles, of copper-zinc base alloys (brass)	550.812	3.085.345	5.069.013	27.775.086
74072900	Bars, rods and profiles, of copper alloys other than copper-zinc base alloys (brass)	426	96.985	12.756	777.108
74081120	Copper wire which the maximum cross-sectional dimension does not exceed 8 mm; of refined copper	50.203	6.466.005	485.838	65.753.049
74081130	Copper wire which the maximum cross-sectional dimension exceed 8 mm but not exceed 14 mm; of refined copper	2.138.058	3.792.624	22.648.684	40.482.656

Tabel 3 : Ekspor Indonesia menurut Komoditi (Kode HS 8 digit)

Mei 2022

Kode H S	Uraian golongan barang	Berat bersih (Kg)		Nilai F.O.B. (U S \$)	
		Bulan ini	Kumulatif	Bulan ini	Kumulatif
(1)	(2)	(3)	(4)	(5)	(6)
74081190	Copper wire which the maximum cross-sectional dimension does exceed 14 mm; of refined copper	1.274.000	5.798.901	11.657.727	54.024.726
74081910	Copper wire plated or coated with gold or silver; of refined copper	-	0	-	5
74081990	Copper wire of refined copper of which the maximum cross-sectional dimension ≤ 6 mm other than plated or coated with gold or silver	1.489.745	12.265.636	15.727.460	125.908.198
74082100	Copper wire of copper-zinc base alloys (brass); of cooper alloys	158.606	744.067	1.429.936	6.657.214
74082200	Copper wire of copper-nickel base alloys (cupro-nickel)/copper-nickel-zinc base alloys (nickel silver); of cooper alloys	-	1	-	36
74082910	Copper wire of copper-tin base alloys (brass); of cooper alloys	-	3	-	20
74082990	Copper wire of cooper alloys other than brass or cupro-nickle or nickle-silver or bronze	60.000	425.932	561.531	3.710.974
74091100	Copper plates, sheets and strip of a thickness exceeding 0.15 mm; of refined copper, in coils	-	420	-	14.619
74091900	Copper plates, sheets and strip of a thickness exceeding 0.15 mm; of refined copper, not in coils	571	5.354	13.083	68.752
74092100	Copper plates, sheets and strip of a thickness exceeding 0.15 mm; of copper-zinc base alloys (brass), in coils	42.015	341.557	409.377	3.276.809
74092900	Copper plates, sheets and strip of a thickness exceeding 0.15 mm; of copper-zinc base alloys (brass), not in coils	1.470	7.458	24.984	102.904
74093900	Copper plates, sheets and strip of a thickness exceeding 0.15 mm; of copper-tin base alloys (bronze), not in coils	2.119	12.444	20.838	123.837
74094000	Copper plates, sheets and strip of a thickness exceeding 0.15mm; of copper-nickel base alloys (cupro-nickel) or copper-nickel-zinc base alloys (nickel silver)	78	373	26.700	134.205
74099000	Copper plates, sheets and strip, of a thickness exceeding 0.15mm; of copper alloys	7	17	13.202	57.709
74101110	Copper clad laminate for manufacturing printed circuit boards of a thickness (excluding any backing) not exceeding 015 mm; of refined copper, not backed	570	570	2.679	2.679
74102200	Copper foil (whether or not printed or backed with paper, paperboard, plastics or similar backing materials), of a thickness (excluding any backing) not exceeding 015 mm; of copper alloys, backed	-	48.864	-	361.715
74111000	Copper tubes and pipes; of refined copper	2.800	76.544	2.961	1.024.363
74112100	Copper tubes and pipes of copper alloys; of copper-zinc base alloys (brass)	-	2	-	11.409
74112900	Copper tubes and pipes; of copper alloys of other than copper-zinc, copper-nickel base alloys (cupro-nickel) or copper-nickel-zinc base alloys (nickel-silver))	-	6.733	-	7.293
74121000	Copper tube or pipe fittings; of refined copper	-	5	-	572
74122020	Hose fittings, copper tube or pipe fittings; of copper alloys	1	3.029	6	4.626
74122091	Tube or pipe fittings of copper-zinc base alloys (brass), other than hose fittings	128	81.401	1.926	1.343.337
74122099	Tube or pipe fittings other than of copper-zinc base alloys (brass), other than hose fittings	61.994	347.738	290.768	1.620.265
74130011	Cables; of copper not electrically insulated of a diameter not exceeding 2828 mm	-	890	-	9.763
74130019	Stranded wire, plaited bands and the like; of copper not electrically insulated Of a diameter not exceeding 2828 mm	17.966	17.966	104.342	104.342
74130091	Cables; of copper electrically insulated of a diameter exceeding 2828 mm	2	18	163	1.256
74130099	Stranded wire, plaited bands and the like; of copper electrically insulated of a diameter exceeding 2828 mm	13	68	145	1.559
74151010	Nails (other than those of heading 8305); of copper or of iron or steel with heads of copper	3	1.026	41	371
74151020	Staples (other than those of heading 8305); of copper or of iron or steel with heads of copper	-	8	-	29

Tabel 3 : Ekspor Indonesia menurut Komoditi (Kode HS 8 digit)

Mei 2022

Kode H S	Uraian golongan barang	Berat bersih (Kg)		Nilai F.O.B. (U S \$)	
		Bulan ini	Kumulatif	Bulan ini	Kumulatif
(1)	(2)	(3)	(4)	(5)	(6)
74151090	Tacks, drawing pins (other than those of heading 8305); of copper or of iron or of steel with heads of copper	50	535	65	43.118
74152100	Washers (including spring washers) not threaded (other than those of heading 8305); of cooper	4	588	189	1.971
74152900	Rivets, cotters, cotter-pins and similar articles, not threaded (other than those of heading 8305); of cooper	517	16.214	2.177	25.211
74153310	Screws threaded (other than those of heading 8305); of copper	4.629	7.621	144.034	482.368
74153320	Bolts and nuts threaded (other than those of heading 8305); of copper	3.489	39.948	7.836	69.804
74153900	Other threaded articles (other than those of heading 8305 and 7514); of copper	5.331	16.511	8.724	43.029
74181010	Pot scourers and scouring or polishing pads, gloves and the like; of copper	10	49	643	689
74181030	Cooking or heating apparatus of a kind used for household purposes, non-electric and parts thereof; of copper	31	2.553	42	3.120
74181090	Other household articles and parts thereof; of copper	398	5.799	10.558	110.302
74182000	Sanitary ware and parts thereof; of copper	465	88.825	30.946	1.472.277
74192010	Chain and parts thereof, cast, moulded, stamped or forged, but not further worked; of copper	-	805	-	2.346
74192020	Reservoirs, tanks, vats and similar containers not fitted with mechanical or thermal equipment, cast, moulded, stamped or forged, but not further worked; of copper	-	2	-	404
74192090	Articles of copper oth than chain & parts thereof or reservoirs or tanks or vats & similar containers not fitted with mechanical/thermal equipment; cast/moulded/stamped/forged, but not further worked	13	7.851	122	95.930
74198010	Chain and parts thereof of copper; other than cast, moulded, stamped or forged, but not further worked	-	4	-	3.253
74198021	Endless belt for machinery; of copper wire	1.751	9.438	48.757	234.051
74198029	Grill and netting; of copper wire	428	477	14.803	16.737
74198030	Springs of copper	21	1.279	248	13.018
74198040	Cigarette cases or boxes; of expanded metal of copper	-	1	-	825
74198050	Cooking or heating apparatus, other than of a kind used for domestic purposes, and parts thereof; of expanded metal of copper	-	607	-	3.596
74198060	Articles specially designed for use during religious rites; of expanded metal of copper	-	279	-	1.948
74198070	Electroplating anodes; capacity measures (other than for domestic use); of expanded metal of copper	-	38	-	2.293
74198080	Reservoirs, tanks, vats and similar containers not fitted with mechanical or thermal equipment of a capacity of 300 l or less; of expanded metal of copper	-	1	-	360
74198090	Other articles of copper n.e.c. of heading 7419	170	12.687	4.934	162.700
75011000	Nickel mattes	19.299.676	68.730.780	343.543.547	1.117.815.002
75012000	Nickel oxide sinters and other intermediate products; of nickel metallurgy	46.751.092	142.309.658	246.881.307	726.209.738
75030000	Nickel waste and scrap	67.093	446.652	263.061	2.177.472
75051200	Bars, rods and profiles; of nickel alloyed	-	757	-	21.539
75052200	Wire; of nickel alloys	23.180	38.410	278.160	460.920
75062000	Plates, sheets, strip and foil; of nickel alloyed	-	32	-	1.826
75071200	Tubes and pipes; of nickel alloyed	-	197	-	24.877
75072000	Tube or pipe fittings; of nickel	1	2.975	3	3.929
75089030	Bolts and nuts; of nickel	501	1.663	61	8.052
75089050	Electroplating anodes, including those produced by electrolysis; of nickel	159	1.243	85.975	688.392
75089090	Other articles of nickel	449	894.678	27.710	3.647.484
76011000	Unwrought aluminium, not alloyed	347	10.476.378	2.274	37.318.166
76012000	Unwrought aluminium, alloyed	7.256.451	40.423.193	21.359.528	134.765.614
76020000	Aluminium waste and scrap	1.008.288	4.187.464	1.603.033	8.095.427
76031000	Aluminium powders; of non-lamellar structure	-	0	-	7
76032020	Aluminium powders; of lamellar structure	80.000	760.000	5.480	52.882

Tabel 3 : Ekspor Indonesia menurut Komoditi (Kode HS 8 digit)

Mei 2022

Kode H S	Uraian golongan barang	Berat bersih (Kg)		Nilai F.O.B. (U S \$)	
		Bulan ini	Kumulatif	Bulan ini	Kumulatif
(1)	(2)	(3)	(4)	(5)	(6)
76041010	Bars and rods; of aluminium not alloyed	293	2.490	3.366	15.749
76041090	Profiles of aluminium not alloyed	61.381	1.094.063	352.857	4.484.498
76042110	Hollow profiles of a kind suitable for making cooling coils of motor vehicle air conditioning machines; of aluminium alloys	65	148	2.796	6.004
76042120	Aluminium spacers for doors and windows; of aluminium alloys	5	7	1.594	2.646
76042190	Other hollow profiles of aluminium alloys	965.764	5.259.564	4.619.063	22.762.167
76042910	Extruded bars and rods; of aluminium alloys	2.838.104	17.668.108	13.301.341	77.062.783
76042930	Y-shaped profiles for zip fasteners, in coils; of aluminium alloys	1	32	1	1.230
76042990	Other extruded bars, rods and profiles; of non aluminium alloys	56.961	207.585	198.657	790.558
76051100	Aluminium wire of which the maximum cross-sectional dimension exceeds 7 mm; of aluminium not alloyed	692.274	1.814.093	2.427.201	6.438.338
76051990	Other aluminium wire of aluminium not alloyed	79.844	554.240	398.248	2.453.509
76052100	Aluminium wire of which the maximum cross-sectional dimension exceeds 7 mm; of aluminium alloyed	800	6.343	4.049	25.269
76052990	Other aluminium wire; of aluminium alloyed	6.678	47.169	31.018	214.137
76061110	Aluminium plates, sheets and strip, of a thickness exceeding 0.2 mm; rectangular (including square) plain or figured by rolling or pressing, not otherwise surface treated; of aluminium not alloyed	705.311	4.715.345	2.781.101	19.426.377
76061190	Aluminium plates, sheets and strip, of a thickness not exceeding 0.2 mm; rectangular (including square) plain or figured by rolling or pressing, not otherwise surface treated; of aluminium not alloyed	98.731	280.322	410.493	1.165.800
76061220	Aluminium plates, not sensitised, of a kind used in the printing industry; of aluminium alloys, of a thickness exceeding 0.2 mm	21	789	1.082	8.127
76061233	Aluminium sheet, 5082 or 5182, exceeding 1 m in width in coils; of aluminium alloy, of a thickness exceeding 0.2 mm	-	52	-	180
76061239	Rectangular aluminium sheet of alloys, not surface worked, of a thickness exceeding 0.2 mm	-	50	-	249
76061290	Rectangular aluminium strip of alloys, of a thickness exceeding 0.2 mm	234.845	709.409	980.151	2.733.771
76069100	Aluminium plates, sheets and strip, thickness exceeding 0.2mm, not rectangular, not alloyed	165	516	13.586	24.052
76069200	Aluminium plates, sheets and strip, thickness exceeding 0.2mm, not rectangular, of aluminium alloys	685.190	2.794.955	2.581.037	10.295.691
76071100	Aluminium foil rolled but not further worked of a thickness (excluding any backing) not exceeding 0.2 mm, not backed	528.672	3.983.861	2.532.303	17.695.434
76071900	Aluminium foil rolled but not further worked of a thickness (excluding any backing) exceeding 0.2 mm, not backed	23.982	207.582	207.628	1.177.184
76072010	Aluminium foil for thermal insulation, backed	74.895	564.997	441.164	3.068.337
76072099	Aluminium foil not for thermal insulation, backed	2.536	67.626	20.477	440.469
76081000	Aluminium tubes and pipes; of aluminium, not alloyed	47	162	853	3.589
76082000	Aluminium tubes and pipes; of aluminium, alloys	187.557	921.161	1.100.224	5.386.685
76090000	Aluminium tube or pipe fittings (for example, couplings, elbows, sleeves)	7.502	72.222	33.872	336.197
76101010	Aluminium structure for doors & their frames & thresholds for doors	68.483	408.580	467.257	2.988.118
76101090	Aluminium structure for windows & their frames & thresholds for windows	80.013	607.918	296.767	2.677.254
76109030	Aluminium structure for internal or external floating roofs for petroleum storage tanks	-	3	-	1
76109091	Aluminium structure for Bridges and bridge-sections; towers or lattice masts	7.912	40.876	46.613	241.304
76109099	Other aluminium plates, rods, profiles, tubes and the like, prepared for use in structures	157.905	1.293.208	702.007	5.982.047

Tabel 3 : Ekspor Indonesia menurut Komoditi (Kode HS 8 digit)

Mei 2022

Kode H S	Uraian golongan barang	Berat bersih (Kg)		Nilai F.O.B. (U S \$)	
		Bulan ini	Kumulatif	Bulan ini	Kumulatif
(1)	(2)	(3)	(4)	(5)	(6)
76110000	Aluminium reservoirs,tanks,vats&similar containers,for any material oth than compressed/liquefied gas, of a capacity>300 l, whether/not lined/ heat- insulated, not fitted wh mechanical/thermal equip	3.369	7.560	3.557	14.628
76121000	Aluminium collapsible tubular containers	4.788	28.685	75.208	364.256
76129010	Aluminium seamless containers of a kind suitable for fresh milk	-	78	-	501
76129090	Other aluminium casks, drums, cans, boxes and containersfor any material	903.138	3.857.850	4.241.590	19.085.592
76130000	Aluminium containers for compressed or liquefied gas	10.836	50.239	133.962	384.333
76141011	Cables with steel core of a diameter not exceeding 253 mm	-	9	-	53
76141019	Cables of aluminium not electrically insulated with steel core a diameter exceeding 28.28 mm	8.806	34.317	330.424	1.361.288
76141090	Stranded wire plaited bands and the like of aluminium not electrically insulated with steel core	5	1.271	18	11.536
76149019	Cables of aluminium not electrically insulated without steel core of a diameter exceeding 28.28 mm	-	54	-	4.368
76149090	Stranded wire plaited bands and the like of aluminium not electrically insulated without steel core	61.295	413.275	385.857	1.927.571
76151010	Pot scourers and scouring or polishing pads, gloves and the like; of aluminium	0	10	2	12
76151090	Tableware, kitchenware or Other household articles and parts thereof; of aluminium	69.518	656.132	663.995	5.410.278
76152020	Bedpans, urinals and chamber-pots; of aluminium	2	14	69	435
76152090	Other sanitary ware and parts thereof; of aluminium	13.380	40.026	35.143	137.674
76161010	Nails (other than those of heading 8305); of aluminium	-	350	-	4.804
76161020	Staples (other than those of heading 8305), hooks, bolts and nuts; of aluminium	33	376	629	4.488
76161090	tacks, screws,screw hooks, rivets, cotters, cotter-pins, washers and similar articles :of aluminium	1.211	8.691	47.120	259.877
76169100	Cloth, grill, netting and fencing; of aluminium wire	-	14.530	-	100.785
76169920	Ferrules of a kind suitable for use in the manufacture of pencils; of aluminium	-	2	-	994
76169930	Aluminium Slugs, round, of such dimension that the thickness exceeds one-tenth of the diameter	-	26	-	280
76169940	Bobbins, spools, reels and similar supports for textile yarn; of aluminium	38.774	248.205	7.793	45.956
76169951	Venetian blinds of aluminium	1.936	12.942	19.494	110.335
76169959	Blinds other than venetian blinds of aluminium	51	119	2.673	5.500
76169970	Cigarette cases or boxes; of aluminium	0	1	20	99
76169980	Expanded metal; of aluminium	15.385	43.013	122.395	349.639
76169990	Other articles of aluminium	134.143	626.171	886.725	4.698.443
78019900	Unrefined lead containing by weight antimony not as the principal other elemen	-	250.852	-	691.527
78041190	Lead sheets, strip and foil of a thickness exceeding 015 mm	-	17	-	1.910
78041900	Lead plates	-	22.129	-	68.342
78060020	Lead bars, rods, profiles and wire	20.827	144.722	452.685	3.101.335
78060030	Lead tubes, pipes and tube or pipe fittings (for example, couplings, elbows, sleeves)	-	0	-	950
78060040	Lead wool; washers; electroplating anodes	-	1.359	-	18.544
78060090	Other articles of lead	-	2.347	-	31.079
79011200	Unwrought zinc, not alloyed containing by weight less than 9999 % of zinc	-	258.360	-	789.497
79012000	Zinc alloys	118.590	422.870	302.828	1.274.361
79020000	Zinc waste and scrap	654.975	3.006.974	1.618.940	6.851.792
79031000	Zinc dust	405.022	2.585.980	1.529.441	8.431.208
79040000	Zinc bars, rods, profiles and wire	624	101.254	1.250	263.148
79050040	Zinc plates, sheets, strip and foil of a thickness not exceeding 015 mm	256	296	115	135
79050090	Zinc plates, sheets, strip and foil of a thickness exceeding 015 mm	-	2.737	-	8.891

Tabel 3 : Ekspor Indonesia menurut Komoditi (Kode HS 8 digit)

Mei 2022

Kode H S	Uraian golongan barang	Berat bersih (Kg)		Nilai F.O.B. (U S \$)	
		Bulan ini	Kumulatif	Bulan ini	Kumulatif
(1)	(2)	(3)	(4)	(5)	(6)
79070030	Gutters, roof capping, skylight frames and other fabricated building components; of zinc	525	12.833	240	13.173
79070092	Other household articles; of zinc	1.345	17.986	2.884	42.875
79070093	Electroplating anodes; stencil plates; nails, tacks, nuts, bolts, screws, rivets and similar fastening; zinc calots for the manufacture of batteries of zinc	300	4.352	1.142	11.413
79070099	Other articles of zinc n.e.c. of subheading 7907	371.508	1.891.477	314.672	1.902.719
80011000	Unwrought tin, not alloyed	4.858.172	28.481.746	168.957.551	1.179.895.267
80030010	Tin bars and rods for soldering	30.133	287.597	1.885.149	12.309.196
81019600	Wire; of tungsten (wolfram)	-	204	-	2.325
81019700	Waste and scrap; of tungsten (wolfram)	4.004	68.836	102.759	861.904
81019910	Bars and rods, other than those obtained simply by sintering; profiles, sheets, strip and foil; of tungsten (wolfram)	-	4	-	562
81021000	Powders of molybdenum	2	2	3	3
81029400	Unwrought molybdenum, including bars and rods obtained simply by sintering	-	7.560	-	130.410
81029600	Wire; of molybdenum	-	25	-	119
81033000	Waste and scrap; of tantalum	13.850	130.874	280.112	2.957.258
81042000	Waste and scrap of magnesium	-	278.106	-	866.084
81083000	Waste and scrap; of titanium	-	28.928	-	147.219
81089000	Other articles of titanium	1	13.185	1.121	27.282
81110010	Waste and scrap; of manganese	4.001.005	23.660.114	8.732.253	97.974.587
81122200	Waste and scrap; of chromium	-	160.970	-	364.607
81130000	Cermets and articles thereof, including waste and scrap	-	12	-	1.776
82011000	Hand tools; Spades and shovels	10	9.679	26	8.500
82013010	Hand tools; Hoes and rakes	-	6	-	44
82013090	Hand tools; Mattocks, picks	964	34.003	14.447	44.657
82014000	Hand tool; axes, bill hooks and similar hewing tools	-	20	-	584
82015000	Hand tool; Secateurs and similar one-handed pruners and shears (including poultry shears)	10	134	61	145
82016000	Hand tool; Hedge shears, two-handed pruning shears and similar two-handed shears	-	1	-	9
82019000	hand tools; forks, scythes, sickles, hay knives, timber wedges, and other hand tools of a kind used in agriculture, horticulture or forestry n.e.c. in heading 8201	133	3.971	6.020	50.787
82021000	Hand saws	59	446	487	1.688
82022000	Band saw blades	56	1.183	1.812	16.386
82023100	Circular saw blades (including slitting or slotting saw blades) with working part of steel	1.714	9.274	53.796	396.666
82023900	Circular saw blades (including slitting or slotting saw blades) with working part of materials other than steel	13.835	57.343	490.333	2.024.993
82024000	Chain saw blades	5	8	25	35
82029100	Straight saw blades, for working metal	-	72	-	1.409
82029910	Straight saw blades, not for working metal	-	1	-	1
82029990	Saw blades parts	94.249	351.328	985.886	4.133.687
82031000	Files, rasps and similar tools	3.051	96.397	50.695	717.422
82032000	Pliers (including cutting pliers), pincers, tweezers and similar tools	1.896	7.602	49.237	134.986
82033000	Metal cutting shears and similar tools	44	1.751	410	1.314
82034000	Pipe-cutters, bolt croppers, perforating punches and similar tools	55	1.429	2.517	26.830
82041100	Hand-operated spanners and wrenches; non-adjustable	674	4.839	10.029	89.221
82041200	Hand-operated spanners and wrenches; adjustable	132	3.159	1.489	38.554
82042000	Interchangeable spanner sockets, with or without handles	525	4.379	3.363	34.902
82051000	Drilling, threading or tapping tools, hand operated	11	60.478	238	330.229
82052000	Hammers and sledge hammers	49.726	55.784	433.101	435.972
82053000	Planes, chisels, gouges and similar cutting tools for working wood	4	20	12	220
82054000	Screwdrivers	92	1.225	1.968	13.178
82055100	Household tools	-	4.003	-	35.694
82055900	Glaziers' diamondstools	1.442	37.883	66.440	613.890

Tabel 3 : Ekspor Indonesia menurut Komoditi (Kode HS 8 digit)

Mei 2022

Kode H S	Uraian golongan barang	Berat bersih (Kg)		Nilai F.O.B. (U S \$)	
		Bulan ini	Kumulatif	Bulan ini	Kumulatif
(1)	(2)	(3)	(4)	(5)	(6)
82056000	Blow lamps	7	7	242	242
82057000	Vices, clamps and the like	5.361	27.590	46.131	474.131
82059000	Other hand tool including sets of articles of two or more subheadings of this heading	85	3.292	1.572	28.922
82060000	Tools of two or more of the headings 8202 to 8205, put up in sets for retail sale	2.890	12.873	16.783	97.449
82071300	Rock drilling or earth boring tools with working part of cermets Interchangeable tools for hand tools	60	1.169	5.136	43.893
82071900	Rock drilling or earth boring tools without working part of cermets, Interchangeable tools for hand tools including parts	11.890	45.474	184.235	868.295
82072000	Dies for drawing or extruding metal Interchangeable tools for hand tools	23.005	33.677	247.747	583.648
82073000	Tools for pressing, stamping or punching Interchangeable tools for hand tools	6.342	476.592	221.993	5.516.378
82074000	Tools for tapping or threading Interchangeable tools for hand tools	439	1.144	6.490	68.756
82075000	Tools for drilling, other than for rock drilling Interchangeable tools for hand tools	14.993	230.484	737.243	4.830.349
82076000	Tools for boring or broaching Interchangeable tools for hand tools	59	451	18.378	156.074
82077000	Tools for milling Interchangeable tools for hand tools	4.161	24.517	955.551	5.688.922
82078000	Tools for turning Interchangeable tools for hand tools	1	103	1	33.671
82079000	Screw driving, interchangeable tools	90.464	498.963	1.444.084	4.809.923
82081000	Knives and cutting blades for metal working	0	14	259	3.686
82082000	Knives and cutting blades for wood working	100.575	618.499	822.313	5.448.684
82083000	Knives and cutting blades for kitchen appliances or for machines used by the food industry	357	2.245	18	15.769
82084000	Knives and cutting blades for agricultural, horticultural or forestry machines	-	480	-	800
82089000	Knives and cutting blades, other than for metal working or wood working or for kitchen appliances or machines used by the food industry or agricultural, horticultural or forestry machines	625	6.608	52.160	378.531
82090000	Plates, sticks, tips and the like for tools, unmounted, of cermets	246	1.529	17.965	153.019
82100000	Hand-operated mechanical appliances, weighing 10 kg or less, used in the preparation, conditioning or serving of food or drink	-	375	-	4.070
82111000	Sets of assorted articles knives with cutting blades, serrated or not other than knives of heading 8208	-	75	-	60
82119100	Table knives having fixed blades serrated or not other than knives of heading 8208	914	22.006	19.046	292.750
82119250	Knives having fixed blades of a kind used for agriculture, horticulture or forestry serrated or not other than knives of heading 8208	7	570	35	4.576
82119292	Hunting knives, diving knives and scouts' knives serrated or not other than knives of heading 8208	4	78.646	62	906.670
82119299	Knives having fixed blades excluding table knives or of a kind used for agriculture, horticulture or forestry or hunting, diving, and scouts' knives	95	481	451	1.886
82119321	Knives having other than fixed blades of a kind used for agriculture, horticulture or forestry with handle of base metal	2	24	2.345	11.935
82119329	Knives having other than fixed blades of a kind used for agriculture, horticulture or forestry with handle other than of base metal	271	720	1.270	4.056
82119330	Flick knives or spring knives; penknives with blades of 15 cm or more in length	-	6	-	57
82119390	Flick knives or spring knives; penknives with blades of 15 cm less in length	11	116	156	6.531

Tabel 3 : Ekspor Indonesia menurut Komoditi (Kode HS 8 digit)

Mei 2022

Kode H S	Uraian golongan barang	Berat bersih (Kg)		Nilai F.O.B. (U S \$)	
		Bulan ini	Kumulatif	Bulan ini	Kumulatif
(1)	(2)	(3)	(4)	(5)	(6)
82119490	Blades for knives of a kind used other than for agriculture, horticulture or forestry	14	286	9.238	16.780
82119500	Knife handles of base metal	37	3.810	136	2.841
82121000	Razors	11	128	100	17.393
82122010	Double-edged razor blades	76	1.094	1.937	31.410
82122090	Safety razor blade blanks in strips	3	450	68	1.033
82130000	Scissors, tailors' shears and similar shears, and blades therefor	5	1.017	42	4.341
82141000	Paper knives, letter openers, erasing knives, pencil sharpeners and blades therefor	25	8.997	20	61.519
82142000	Manicure or pedicure sets and instruments (including nail files)	354	462	5.659	8.960
82149000	Hair clippers, butchers' or kitchen cleavers, choppers and mincing knives	377	1.224	1.061	8.940
82151000	Sets of assorted articles of kitchen and tableware containing at least one article plated with precious metal	0	927	32	6.440
82152000	Sets of assorted articles similar kitchen or tableware	7.459	51.047	74.347	616.930
82159100	Spoons, forks, ladles, skimmers, cake-servers, fish-knives, butter-knives, sugar tongs and similar kitchen or tableware plated with precious metal	-	160	-	616
82159900	Spoons, forks, ladles, skimmers, cake-servers, fish-knives, butter-knives, sugar tongs and similar kitchen or tableware not plated with precious metal	128.352	884.445	1.776.714	10.951.483
83011000	Padlocks (key, combination or electrically operated); of base metal	567	6.470	12.784	107.617
83012000	Locks of a kind used for motor vehicles; of base metal	44.951	249.793	546.335	3.411.978
83013000	Locks of a kind used for furniture; of base metal	15	998	267	4.149
83014010	Handcuffs; of base metal	3	3	136	136
83014020	Door locks; of base metal	134	2.255	253	15.970
83014090	Locks not used for motor vehicles or furniture other than handcuffs or door locks	710	3.600	9.281	75.566
83015000	Clasps and frames with clasps, incorporating locks; of base metal	40	6.459	460	3.616
83016000	Parts of padlocks and locks; of base metal	25.593	134.896	229.407	1.298.162
83017000	Keys presented separately of padlocks and lock; of base metal	727	5.722	32.755	387.793
83021000	Hinges; of base metal	14.927	74.980	155.213	950.081
83022010	Castors with mounting of base metal of a diameter (including tyres) exceeding 100 mm, but not exceeding 250 mm	0	0	2	2
83022090	Castors with mounting of base metal of a diameter (including tyres) exceeding 250 mm	1.516	16.563	18.974	147.651
83023010	Hasps suitable for motor vehicles; of base metal	31	70	81	423
83023090	mountings, fittings and similar articles suitable for motor vehicles; of base metal	117.622	849.496	621.132	3.935.434
83024131	Hasps suitable for building; of base metal	-	11	-	1.120
83024139	Bolts, hooks and eyes, staples of base metal, a kind suitable for building	34	112.164	403	558.636
83024190	Other mountings, fittings and similar articles of base metal suitable for buildings	224.063	1.358.664	1.016.603	5.964.523
83024220	Hasps; of base metal of a kind suitable for furniture	-	11	-	1.132
83024290	Bolts, hook and eyes, staples; of base metal, a kind suitable for furniture	100.565	570.029	467.202	2.718.362
83024910	Mountings, fittings and similar articles; of base metal of a kind suitable for saddlery	6	16	132	337
83024991	Hasps of base metal a kind suitable for trunks, chests, caskets or the like	-	36	-	155
83024999	Base metal fittings and similar articles of a kind suitable for trunks, chests, caskets or the like	92.021	351.594	393.627	1.435.454
83025000	Hat-racks, hat-pegs, brackets and similar fixtures; of base metal	24.342	119.841	268.091	1.158.631
83026000	Automatic door closers; of base metal	166	95.582	606	544.804

Tabel 3 : Ekspor Indonesia menurut Komoditi (Kode HS 8 digit)

Mei 2022

Kode H S	Uraian golongan barang	Berat bersih (Kg)		Nilai F.O.B. (U S \$)	
		Bulan ini	Kumulatif	Bulan ini	Kumulatif
(1)	(2)	(3)	(4)	(5)	(6)
83030000	Armoured or reinforced safes, strong-boxes and doors and safe deposit lockers for strong-rooms, cash or deed boxes and the like; of base metal	245.944	1.432.895	671.831	3.256.897
83040010	Filing cabinets and card-index cabinets; of base metal	472	43.190	3.524	61.236
83040091	Paper trays, paper rests, pen trays, office-stamp stands and similar office or desk equipment; of aluminium, other than office furniture of heading 9403	1.128	12.454	6.539	53.615
83040099	Paper trays, paper rests, pen trays, office-stamp stands and similar office or desk equipment; of base metal, other than office furniture of heading 9403	3.354	4.802	26.522	34.739
83051010	Fittings for double loop wire binders; of base metal	50	50	60	60
83051090	Fittings for loose-leaf binders or files other than for double loop wire binder; of base metal	315	522	1.220	2.722
83052010	Staples in strips of a kind for office use; of base metal	-	24	-	90
83052020	Staples in strips other than for office use (example, upholstery, packaging); of iron or steel	5	3.289	27	22.484
83052090	Staples in strips of base metal other than iron or steel, not a kind for office use	1	188	28	3.104
83059010	Paper clips; of base metal	39	104	86	889
83059090	Letter clips, letter corners, indexing tags and similar office articles, of base metal, including parts	1	7.511	1	20.576
83061000	Bells, gongs and the like, non-electric; of base metal	2.988	15.245	45.774	243.584
83062100	Statuettes and other ornaments plated with precious metals	505	8.238	12.884	53.690
83062910	Statuettes and other ornaments; of copper or of lead	13.572	128.321	173.015	1.215.272
83062920	Statuettes and other ornaments; of nickel	-	2	-	32
83062930	Statuettes and other ornaments; of aluminium	4.342	30.549	115.362	716.115
83062990	Statuettes and other ornaments; of iron or steel	56.249	479.083	433.002	4.473.868
83063010	Photograph, picture or similar frames, mirrors; of copper	1.173	4.462	2.054	21.656
83063099	Photograph, picture or similar frames; mirrors made of basemetal other than copper	10.254	75.299	48.037	443.195
83071000	Flexible tubing with or without fittings; of iron or steel	483	79.687	18.635	564.199
83079000	Flexible tubing with or without fittings; of base metal other than of iron or steel	-	160	-	1.408
83081000	Hooks, eyes, eyelets used for clothing/clothingacc, footwear, jewellery, watches, books, awnings and leather; of base metal	2.538	21.232	76.766	504.610
83082000	Tubular or bifurcated rivets; of base metal	22	38	11.288	23.967
83089010	Beads including parts; of base metal	2.477	6.669	27.357	62.091
83089090	Clasps, frames with clasps, buckles, buckle-clasps; of base metal	8.333	52.000	145.958	1.131.118
83091000	Crown corks; of base metal	-	2.694	-	8.972
83099020	Top ends; of aluminium cans	20.122	149.176	199.932	950.393
83099060	Aerosol can ends; of tinplate	10	24	116	641
83099070	Other caps for cans; of base metal	127.783	271.368	363.550	828.182
83099081	Bottle caps, screw caps; of aluminium	-	57	-	770
83099089	Bungs for metal drums; bung covers; seals; case corner protectors; of aluminium	46	3.069	257	40.550
83099091	Bottle caps, screw caps; of base metal other than aluminium	6.168	6.168	33.795	33.795
83099092	Bungs for metal drums; bung covers; seals; case corner protectors; of base metal other than aluminium	3.146	24.967	20.136	139.659
83099099	Other packing accessorie; of base metal	6.654	49.914	178.159	755.070
83100000	Sign-plates, name-plates, address-plates and similar plates, numbers, letters and other symbols, of base metal, excluding those of heading 9405	469	3.880	8.241	36.161
83111010	Coated electrodes for electric arc-weldin; of base metal, in rolls	26.520	103.099	42.718	166.555
83111090	Coated electrodes , for electric arc-welding; of base metal in a forms other than rolls	619.714	2.653.537	1.461.724	6.099.475
83112029	Cored wire for electric arc-welding containing by weight 45 % or more of carbon and 20 % or more of chromium; of alloy steel, other than in rolls	-	382	-	19.326

Tabel 3 : Ekspor Indonesia menurut Komoditi (Kode HS 8 digit)

Mei 2022

Kode H S	Uraian golongan barang	Berat bersih (Kg)		Nilai F.O.B. (U S \$)	
		Bulan ini	Kumulatif	Bulan ini	Kumulatif
(1)	(2)	(3)	(4)	(5)	(6)
83112090	Cored wire for electric arc-welding made of base metal other than alloy steel	-	19.802	-	645.678
83113021	Cored wire for soldering, brazing or welding by flame containing by weight 45 % or more of carbon and 20 % or more of chromium; of alloy steel, in rolls	3	3	1	1
83113029	Cored wire for soldering, brazing or welding by flame containing by weight 45 % or more of carbon and 20 % or more of chromium; of alloy steel, other than in rolls	380	630	1.486	6.902
83119000	Wire and rods of agglomerated base metal powder used for metal spraying	241	4.344	8.961	170.347
84021219	Watertube boilers with a steam production not exceeding 15 t per hour electrically operated other than central heating hot water	10.180	58.690	113.430	699.885
84021229	Watertube boilers with a steam production not exceeding 15 t per hour not electrically operated other than central heating hot water	-	10.710	-	32.345
84021919	Other vapour generating boilers including hybrid boilers other than central heating hot water with a steam production not exceeding 15 t per hour electrically operated	-	3	-	281
84021929	Other vapour generating boilers including hybrid boilers other than central heating hot water with a steam production not exceeding 15 t per hour not electrically operated	-	44.586	-	146.048
84029090	Parts for steam or other vapour generating boilers other than boiler bodies, shells or casings	796	532.171	26.450	2.065.264
84031000	Boilers of central heating boilers other than those of heading 8402	1.116	91.644	24.004	700.717
84039090	Parts for central heating boilers other than Boiler bodies, shells or casings than those of heading 8402	-	928.091	-	5.089.999
84041019	Economisers, super-heaters and gas recoverers for steam or other vapour power units for use with boilers of heading 8402	-	494	-	12.337
84042000	Condensers for steam or other vapour power units for use with boilers of heading 8402 or 8403	-	725	-	8.798
84049019	Parts of auxiliary plant of goods of subheadings 84041011 and 84041019 other than bodies, shells or casings	-	4.550	-	12.948
84049090	Part for use condensers or Auxiliary plant of subheadings 8404.20.00	3.808	8.417	7.460	29.580
84059000	Parts of producer gas or water gas generators, with or without purifiers; acetylene gas generators and similar	1	9	260	430
84068290	Steam turbines and other vapour turbines of an output exceeding 5 MV but not exceeding 40 MW other than for marine propulsion	8.500	8.500	30.000	30.000
84069000	Parts of steam turbines and other vapour turbines	267	118.108	15.011	172.183
84071000	Spark-ignition reciprocating or rotary internal combustion piston engines for Aircraft	2.268	12.548	170.000	1.592.920
84072110	Spark-ignition reciprocating or rotary internal combustion a power not exceeding 2238 kW for outboard motors	-	98	-	250
84072190	Spark-ignition reciprocating or rotary internal combustion a power exceeding 2238 kW for outboard motors	30	160	100	850
84072920	Spark-ignition reciprocating or rotary internal combustion a power not exceeding 2238 kW for marine propulsion engine	3.536	46.665	40.293	720.513
84073211	Spark-reciprocating piston engines of a kind used for the propulsion for vehicles of heading 8701 a cylinder capacity exceeding 50 cc but not exceeding 110 cc	-	2	-	10
84073212	Spark-reciprocating piston engines of a kind used for the propulsion for vehicles of heading 8711 of a cylinder capacity exceeding 50 cc but not exceeding 110 cc	70	54.790	798	1.240.914
84073222	Spark-reciprocating piston engines of a kind used for the propulsion for vehicles of heading 8711 a cylinder capacity exceeding 110 cc but not exceeding 250 cc	587.454	4.510.126	7.747.610	61.245.782

Tabel 3 : Ekspor Indonesia menurut Komoditi (Kode HS 8 digit)

Mei 2022

Kode H S	Uraian golongan barang	Berat bersih (Kg)		Nilai F.O.B. (U S \$)	
		Bulan ini	Kumulatif	Bulan ini	Kumulatif
(1)	(2)	(3)	(4)	(5)	(6)
84073229	Spark-reciprocating piston engines of a kind used for the propulsion for vehicles of Chapter 87 other than of heading 8701 and 8711 of a cylinder capacity exceeding 110 cc but not exceeding 250 cc	-	3.180	-	26.858
84073320	Spark-reciprocating piston engines of a kind used for the propulsion for vehicles of heading 8711 a cylinder capacity exceeding 250 cc but not exceeding 1,000 cc	68.400	539.245	1.637.184	11.529.567
84073390	Spark-reciprocating piston engines of a kind used for the propulsion for vehicles of Chapter 87 other than of heading 8701 and 8711 of a cylinder capacity exceeding 250 cc but not exceeding 1,000 cc	-	2	-	6
84073471	Full assembled spark- reciprocating piston engines of cylinder capacity not exceeding 2,000cc, for vehicles of Chapter 87	407.558	2.920.427	7.279.813	45.337.769
84073472	Full assembled spark- reciprocating piston engines of cylinder capacity exceeding 2,000cc but not exceeding 3,000 cc for vehicles of Chapter 87	128.704	1.139.492	1.176.406	10.427.122
84073473	Full assembled spark- reciprocating piston engines of cylinder capacity exceeding 3,000cc for vehicles of Chapter 87	55.080	192.795	520.045	1.863.332
84073494	Assembled not complete, spark-reciprocating piston engines cylinder capacity not exceeding 2,000 cc for vehicles of chapter 87	677.875	4.712.073	5.407.534	35.596.991
84079010	Other engines ; of a power not exceeding 1865 kw	-	50.082	-	38.059
84079090	Other engines ; otherthan of a power not exceeding 1865 and of a power exceeding 1865 kw but not exceeding 2238 kw	102	620	344	7.594
84081020	Marine propulsion engines ; of a power exceeding 2238 kw but not exceeding 100 kw	-	1.790	-	7.451
84081090	Marine propulsion engines ; otherthan of a power not exceeding 2238,exceeding 2238 kw but not exceeding 100 kw and exceeding 100 kw but not exceeding 750 kw	10	3.258	100	74.073
84082010	Fully assembled for vehicles of subheading 870110	-	9.536	-	96.329
84082022	Fully assembled other ; of a cylinder capacity exceeding 2,000 cc but not exceeding 3500 cc	-	360	-	6.941
84082023	Fully assembled other ; of a cylinder capacity exceeding 3,500 cc	-	1.188	-	140
84082096	Engines of a kind used for the propulsion of vehicles of Chapter 87 ; other of a cylinder capacity exceeding 3500 cc	-	69.020	-	893.204
84089010	Other engines ; of a power not exceeding 1865 kw	-	4.330	-	52.930
84089051	Other engines ; of a power exceeding 100 kw of a kind used for machinery of heading 8429 or 8430	155.177	755.571	2.592.049	13.304.109
84089059	Other engines ; of a power exceeding 100 kw otherthan of a kind used for machinery of heading 8429 or 8430 and of a kind used for railway locomotives or tramway vehicles	31.784	122.827	289.504	1.056.864
84089091	Other engines ; For machinery of heading 8429 or 8430	20	20	557	557
84089099	Other engines ; otherthan For machinery of heading 8429 or 8430 and of a kind used for railway locomotives or tramway vehicles	133.669	751.867	1.240.104	9.677.762
84091000	For aircraft engines	2.356	24.890	686.201	6.413.174
84099111	Carburettos and parts thereof ; for machinery of heading 8429 or 8430	152	1.955	7.764	49.078
84099112	Cylinder blocks ; crank cases ; for machinery of heading 8429 or 8430	82.775	680.319	524.693	4.298.656
84099113	Cylinder liners, with an internal diameter of 50 mm or more, but not exceeding 155 mm ; for machinery of heading 8429 or 8430	275	8.238	4.028	60.432
84099114	Other cylinder liners ; for machinery of heading 8429 or 8430	1	119	2	35.612
84099115	Cylinder heads and head covers ; for machinery of heading 8429 or 8430	2.732	17.874	21.404	166.691
84099117	Other pistons ; for machinery of heading 8429 or 8430	24.971	50.989	666.195	1.112.522

Tabel 3 : Ekspor Indonesia menurut Komoditi (Kode HS 8 digit)

Mei 2022

Kode H S	Uraian golongan barang	Berat bersih (Kg)		Nilai F.O.B. (U S \$)	
		Bulan ini	Kumulatif	Bulan ini	Kumulatif
(1)	(2)	(3)	(4)	(5)	(6)
84099118	Pistons rings and gudgeon pins ; for machinery of heading 8429 or 8430	18.042	90.090	989.411	5.296.236
84099119	Part of For machinery of heading 8429 or 8430	100.254	492.958	577.388	3.026.614
84099121	Carburettors and parts thereof ; for vehicles of heading 8701	59	698	1.210	5.101
84099129	Part of For vehicles of heading 8701	6	650	666	14.189
84099131	Carburettors and parts thereof ; for vehicles of heading 8711	3.585	32.485	59.417	887.177
84099132	Cylinder blocks crank cases ; for vehicles of heading 8711	4.880	33.884	48.992	380.675
84099134	Cylinder liners ; for vehicles of heading 8711	-	2.000	-	1.486
84099135	Cylinder heads and head covers ; for vehicles of heading 8711	19.333	176.425	236.522	2.278.160
84099137	Pistons For vehicles of heading 8711	7.078	42.669	302.259	1.601.408
84099138	Pistons rings and gudgeon pins ; for vehicles of heading 8711	869	5.877	82.884	364.110
84099139	Part of For vehicles of heading 8711	141.710	800.432	2.731.737	14.454.052
84099141	Carburettors and parts thereof ; for other vehicles of chapter 87	42.736	148.932	3.308.004	11.869.884
84099142	Cylinder blocks; crank cases ; for other vehicles of chapter 87	372.467	3.641.098	1.541.015	13.250.931
84099143	Cylinder liners, with an internal diameter of 50 mm or more, but not exceeding 155 mm ; for other vehicles of chapter 87	14	14	238	238
84099144	Other cylinder liners ; for other vehicles of chapter 87	1.094	40.170	7.649	318.247
84099145	Cylinder heads and head covers ; for other vehicles of chapter 87	131.437	1.070.488	1.285.688	8.542.165
84099146	Pistons, with an external diameter of 50 mm or more, but not exceeding 155 mm ; for other vehicles of chapter 87	13	14.502	136	173.014
84099147	Other pistons ; for other vehicles of chapter 87	3.978	7.514	76.131	146.203
84099148	Piston rings and gudgeon pins ; for other vehicles of chapter 87	30.243	157.867	2.565.877	14.588.817
84099149	Part of for other vehicles of chapter 87	103.536	757.407	1.576.826	10.261.671
84099151	cylinder blocks ; crank cases ; For marine propulsion engines of a power not exceeding 2238 kW	-	88	-	421
84099152	Cylinder liners, with an internal diameter of 50 mm or more, but not exceeding 155 mm ; for marine propulsion engines of a power not exceeding 2238 kw	-	36	-	754
84099155	Other pistons ; For marine propulsion engines of a power not exceeding 2238 kW	1	25	59	864
84099159	Part of For marine propulsion engines ; of a power not exceeding 2238 kW	33.410	203.442	93.324	580.977
84099164	Pistons, with an external diameter of 50 mm or more, but not exceeding 155 mm ; for marine propulsion engines of a power exceeding 2238 kw	-	13.964	-	20.006
84099171	Carburettors and parts thereof ; for other engines	16	68	883	4.789
84099172	Cylinder blocks; crank cases for other engines	528	11.722	3.822	91.651
84099177	Other pistons ; for other engines	720	3.997	1.041	36.403
84099179	Part of for other engines	55.047	320.182	717.816	4.274.670
84099912	Cylinder blocks; crank cases ; for engines of machinery of heading 8429 or 8430	-	40	-	1.419
84099913	Cylinder liners, with an internal diameter of 50 mm or more, but not exceeding 155 mm ; for engines of machinery of heading 8429 or 8430	-	267	-	7.035
84099914	Other cylinder liners ; for engines of machinery of heading 8429 or 8430	-	312	-	2.824
84099915	Cylinder heads and head covers ; for engines of machinery of heading 8429 or 8430	-	1.865	-	26.680
84099917	Other pistons ; for engines of machinery of heading 8429 or 8430	-	164	-	7.435
84099918	Piston rings and gudgeon pins ; for engines of machinery of heading 8429 or 8430	170	2.259	19.556	137.188
84099919	Part of For engines of machinery of heading 8429 or 8430	5.982	18.963	33.742	110.406
84099921	Carburettors and parts thereof ; for engines of vehicles of heading 8701	2	2	1.899	1.899
84099925	Cylinder heads and head covers ; for engines of vehicles of heading 8701	114.935	578.662	352.612	1.742.309
84099929	Part of For engines of vehicles of heading 8701	10.310	291.776	108.551	2.990.278

Tabel 3 : Ekspor Indonesia menurut Komoditi (Kode HS 8 digit)

Mei 2022

Kode H S	Uraian golongan barang	Berat bersih (Kg)		Nilai F.O.B. (U S \$)	
		Bulan ini	Kumulatif	Bulan ini	Kumulatif
(1)	(2)	(3)	(4)	(5)	(6)
84099931	Carburettors and parts thereof ; for engines of vehicles of heading 8711	1.800	6.607	33.621	122.739
84099932	Cylinder blocks; crank cases ; for engines of vehicles of heading 8711	164	339	824	3.035
84099936	Piston rings and gudgeon pins ; for engines of vehicles of heading 8711	4.833	29.916	59.187	5.429.547
84099938	Other cylinder liners and piston ; for engines of vehicles of heading 8711	5	133	25	3.790
84099939	Part of For engines of vehicles of heading 8711	15	697	60	10.473
84099941	Carburettors and parts thereof ; for engines of other vehicles of chapter 87	225	1.089	6.238	21.370
84099942	Cylinder blocks; crank cases ; for engines of other vehicles of chapter 87	1.573.959	8.415.868	4.940.767	29.506.750
84099944	Other cylinder liners ; for engines of other vehicles of chapter 87	-	49	-	85
84099945	Cylinder heads and head covers ; for engines of other vehicles of chapter 87	36.342	621.159	206.603	3.436.667
84099948	Piston rings and gudgeon pins ; for engines of other vehicles of chapter 87	9.848	50.817	783.829	4.313.114
84099949	Part of For engines of other vehicles of Chapter 87	259.355	1.647.227	3.885.049	28.763.489
84099953	Other cylinder liners ; for marine propulsion engines of a power not exceeding 2238 kw	-	14	-	95
84099954	Pistons, with an external diameter of 50 mm or more, but not exceeding 155 mm ; for marine propulsion engines of a power not exceeding 2238 kw	-	8	-	324
84099955	Other pistons ; for marine propulsion engines of a power not exceeding 2238 kw	-	861	-	1.785
84099959	Part of For marine propulsion engines of a power not exceeding 2238 kW ; for engines of vessels of chapter 89	-	175	-	1.971
84099961	Cylinder blocks ; crank cases ; For marine propulsion engines of a power exceeding 2238 kW	-	400	-	7.217
84099962	Cylinder liners, with an internal diameter of 50 mm or more, but not exceeding 155 mm ; for marine propulsion engines of a power exceeding 2238 kw	1.427.785	10.784.352	3.410.937	26.659.354
84099965	Other piston ; For marine propulsion engines of a power exceeding 2238 kW	-	50	-	52
84099969	Part of For marine propulsion engines of a power exceeding 2238 kW	224.934	874.434	2.603.622	9.096.723
84099971	Carburettors and parts thereof ; for other engines	394	592	3.288	4.976
84099972	Cylinder blocks; crank cases ; for other engines	449	1.665	7.230	20.108
84099974	Other cylinder liners ; for other engines	-	32	-	730
84099975	Cylinder heads and head covers ; for other engines	28.132	452.212	365.562	7.498.834
84099977	Other pistons ; for other engines	449	1.137	6.074	20.718
84099979	Part of for other engines	46.454	376.189	622.438	4.837.268
84101100	Hydraulic turbines and water wheels ; Of a power not exceeding 1,000 kW	-	2.480	-	70.690
84109000	Parts, including regulators	123	259	4.192	15.630
84111200	Turbo-jets ; Of a thrust exceeding 25 kN	26.806	60.546	4.000	112.000
84112100	Turbo propellers ; Of a power not exceeding 1,100 kW	-	696	-	176.540
84112200	Turbo propellers ; Of a power exceeding 1,100 kW	-	4.692	-	28.190
84118100	Other gas turbines ; Of a power not exceeding 5,000 kW	-	6.920	-	1.249.099
84118200	Other gas turbines ; Of a power exceeding 5,000 kW	878	14.014	164.814	3.524.867
84119100	Parts Of turbo-jets or turbo-propellers	361	2.925	473.826	3.300.572
84119900	Otherthan part Of turbo-jets or turbo-propellers	9.861	104.040	1.218.704	8.289.359
84122100	Hydraulic power engines and motors ; linear acting (cylinders)	117.869	845.482	495.928	4.120.712
84122900	Hydraulic power engines and motors ; otherthan linear acting (cylinders)	15.422	65.317	314.487	1.042.260
84123100	Pneumatic power engines and motors ; linear acting (cylinder)	2.400	3.761	82.189	119.701
84123900	Pneumatic power engines and motors ; otherthan linear acting (cylinder)	4.255	7.817	16.910	99.348

Tabel 3 : Ekspor Indonesia menurut Komoditi (Kode HS 8 digit)

Mei 2022

Kode H S	Uraian golongan barang	Berat bersih (Kg)		Nilai F.O.B. (U S \$)	
		Bulan ini	Kumulatif	Bulan ini	Kumulatif
(1)	(2)	(3)	(4)	(5)	(6)
84128000	Other engines and motors	7	1.934	6.350	10.736
84129010	Parts ; Of engines of subheading 841210	5.000	9.239	75.000	79.581
84129020	Parts ; For steam or other vapour power units incorporating boilers	1.301	5.885	73.119	334.398
84129090	Parts otherthan	21.196	62.081	561.681	1.536.773
84131100	Pumps for dispensing fuel or lubricants, of the type used in filling-stations or in garages ; with a measuring device	47	3.967	12.397	81.497
84131910	Pumps fitted or designed to be fitted with a measuring device ; other electrically operated	2.491	4.642	5.398	69.240
84131920	Pumps fitted or designed to be fitted with a measuring device ; other not electrically operated	2.127	4.620	1.299	2.314
84132010	Hand pumps, other than those of subheading 841311 or 841319 ; water pumps	2.681	70.283	5.420	713.816
84132020	Hand pumps, other than those of subheading 841311 or 841319 ; breast pumps	5	491	35	10.499
84132090	Other Hand pumps, other than those of subheading 841311 or 841319	626	3.338	8.709	73.558
84133030	Fuel, lubricating or cooling medium pumps for internal combustion piston engines ; of motor vehicles of heading 8702,8703 or 8704	7.637	38.143	539.838	2.643.913
84133040	Fuel, lubricating or cooling medium pumps for internal combustion piston engines ; for water pump of motor vehicles of heading 8702,8703 or 8704	1.557	3.307	58.179	177.760
84133051	Fuel, lubricating Other, centrifugal type ; with an inlet diameter not exceeding 200 mm	-	0	-	28
84133052	Fuel, lubricating Other, centrifugal type ; with an inlet diameter exceeding 200 mm	1.058	3.931	5.573	20.878
84133090	Fuel, lubricating Other, centrifugal type other	56.037	397.202	1.845.721	11.084.234
84134000	Concrete pumps	-	12.287	-	36.646
84135031	Water pumps, with a flow rate not exceeding 8,000 m3/h ; electrically operated	-	3.500	-	17.341
84135040	Other reciprocating positive displacement pumps ; Water pumps, with a flow rate exceeding 8,000 m3/h but not exceeding 13,000 m3/h	-	495	-	34.676
84135090	Other reciprocating positive displacement pumps otherthan water pumps with a flow rate not exceeding 8000 m3/h and exceeding 8000 m3/h but not exceeding 13000 m3/h	81	67.290	70.735	639.548
84136031	Water pumps, with a flow rate not exceeding 8,000 m3/h ; electrically operated	780	7.440	557	38.182
84136040	Other rotary positive displacement pumps ; Water pumps, with a flow rate exceeding 8,000 m3/h but not exceeding 13,000 m3/h	-	1.505	-	6.264
84136090	Other rotary positive displacement pumps otherthan water pumps with a flow rate not exceeding 8000 m3/h and exceeding 8000 m3/h but not exceeding 13000 m3/h	2.153	5.187	62.642	177.404
84137011	Single stage, single suction horizontal shaft water pumps suitable for belt drive or direct coupling, other than pumps w/ shafts common w/ the prime mover ; w/ an inlet diameter not exceeding 200 mm	-	450	-	4.729
84137019	Single stage, single suction horizontal shaft water pumps suitable for belt drive or direct coupling, other than pumps with shafts common with the prime mover ; other	126.233	427.772	731.811	2.356.834
84137031	Submersible water pumps ; With an inlet diameter not exceeding 200 mm	-	490	-	4.639
84137039	Submersible water pumps otherthan With an inlet diameter not exceeding 200 mm	5.578	43.713	77.689	344.231
84137042	Other water pumps, with a flow rate not exceeding 8,000 m3/h ; with inlet diameter not exceeding 200 mm, electrically operated	2.475	49.048	21.370	297.119
84137049	Other water pumps, with a flow rate not exceeding 8,000 m3/h ; otherthan with inlet diameter not exceeding 200 mm, electrically operated and not electrically operated	1.685	11.805	8.988	76.232

Tabel 3 : Ekspor Indonesia menurut Komoditi (Kode HS 8 digit)

Mei 2022

Kode H S	Uraian golongan barang	Berat bersih (Kg)		Nilai F.O.B. (U S \$)	
		Bulan ini	Kumulatif	Bulan ini	Kumulatif
(1)	(2)	(3)	(4)	(5)	(6)
84137099	Other centrifugal pumps otherthan With an inlet diameter not exceeding 200 mm	13	23.294	267	133.136
84138113	Water pumps with a flow rate not exceeding 8,000 m3/h,electrically operated	259.745	1.461.531	1.336.522	7.465.837
84138114	Water pumps with a flow rate not exceeding 8,000 m3/h, not electrically operated	-	120	-	630
84138115	Water pumps, with a flow rate exceeding 8,000 m3/h but not exceeding 13,000 m3/h	-	161	-	3.311
84138119	Other water pumps	18.847	123.093	232.052	2.020.609
84138210	liquid elevators ; Electrically operated	1.320	1.357	50.182	51.007
84138220	liquid elevators ; not Electrically operated	-	45	-	3.165
84139110	Part ; Of pumps of subheading 84132010	3	15.249	810	8.744
84139120	Part ; Of pumps of subheadings 84132020 and 84132090	712	168.697	6.676	701.293
84139130	Part ; Of pumps of subheadings 84137011 and 84137019	-	602	-	62.158
84139140	Part ; Of other centrifugal pumps	61.097	269.744	123.207	679.693
84139190	Part ; Of other pumps	145.486	906.715	2.243.641	14.891.106
84141000	Vacuum pumps	54	14.551	10.475	129.702
84142010	Hand- or foot-operated air pumps ; bicycle pumps	1	59	5	553
84142090	Other Hand- or foot-operated air pumps	20	7.348	5.074	49.172
84143040	Compressors of a kind used in refrigerating equipment ; With a refrigeration capacity exceeding 2110 kW, or with a displacement per revolution of 220 cc or more	5.586	44.807	132.599	1.070.029
84143090	Other Compressors of a kind used in refrigerating equipment	32.298	98.725	499.594	1.322.262
84144000	Air compressors mounted on a wheeled chassis for towing	12.644	312.499	75.998	1.361.844
84145110	Table fans and box fans ; with a self-contained electric motor of an output not exceeding 125 w	1.200	51.429	919	106.275
84145191	Other floor, wall, window, ceiling or roof fans, with a self- contained electric motor of an output not exceeding 125 W	7.303	14.820	64.227	104.906
84145199	Other table fans with fan guard	1.380	25.168	3.547	158.329
84145910	Fans of a kind used solely/principally for cooling microprocessors, telecommunication apparatus, automatic data processing machines/units of automatic data processing machines ; of a capacity < 125 kw	-	2	-	962
84145920	Explosion-proof air fans, of a kind used in underground mining ; of a capacity not exceeding 125 kw	63	522	518	6.125
84145930	Blowers ; Of a capacity not exceeding 125 kW	6.985	40.831	132.426	536.434
84145941	Other with fan guard Of a capacity not exceeding 125 kW	1	23	11	171
84145949	Other fans	48.858	286.180	1.091.501	6.372.617
84145950	Other blower otherthan Of a capacity not exceeding 125 kW	2.190	5.985	27.207	92.357
84145991	Table fans other With fan guard	346	346	3.629	3.629
84145992	Table fans ; Explosion-proof air fans, of a kind used in underground mining	4.691	12.496	204.501	585.476
84145999	Other table fans otherthan with fan guard and Explosion-proof air fans, of a kind used in underground mining	1.310	28.042	22.800	389.205
84146011	Laminar airflow cabinets ; fitted with filter	14.168	127.402	61.646	560.873
84146019	Hoods fitted with filter otherthan Laminar airflow cabinets	2.703	18.101	14.714	164.133
84146091	Suitable for industrial use ; not fitted with a filter	-	20	-	80
84146099	Hoods not fitted with a filter otherthan suitable for industrial use	105	940	874	11.757
84147019	Safety cabinet fitted with filters otherthan having a hood with maximum horizontal side not exceeding 120 cm	-	576	-	7.996
84148011	Laminar airflow cabinets ; fitted with filters	172.785	1.219.630	815.980	5.839.911
84148019	Other fitted with filters otherthan laminar airflow cabinets	46	2.182	70	515.559
84148021	Suitable for industrial use ; not fitted with a filter	-	4.810	-	5.036
84148029	Other not fitted with filters otherthan Suitable for industrial use	-	75	-	362
84148030	Free-piston generators for gas turbines	-	30	-	465
84148041	Gas compression modules suitable for use in oil drilling operations ; compressor otherthan those of subheading 841430 or 841440	7.200	886.954	73.400	13.056.012
84148042	Of a kind used for automotive air conditioners ; compressors otherthan those of subheading 841430 or 841440	433.214	2.975.911	6.714.716	48.125.335

Tabel 3 : Ekspor Indonesia menurut Komoditi (Kode HS 8 digit)

Mei 2022

Kode H S	Uraian golongan barang	Berat bersih (Kg)		Nilai F.O.B. (U S \$)	
		Bulan ini	Kumulatif	Bulan ini	Kumulatif
(1)	(2)	(3)	(4)	(5)	(6)
84148043	Sealed units for air conditioning machines ; compressors otherthan those of subheading 841430 or 841440	-	1.748	-	2.200
84148049	Other Compressors other than those of subheading 841430 or 841440	175.839	672.931	838.135	3.661.449
84148050	Air pumps	97.797	467.494	1.129.341	5.275.782
84148090	Air/vacuum pumps, air/oth gas compressors & fans; ventilating/recycling hoods incorporating a fan, whether/not fitted w/filters; gas-tight biological safety cabinets, whether/not fitted w/filters oth	1.057	26.116	3.578	100.996
84149021	Parts ; Of fans of goods of heading 8415, 8418, 8509 or 8516	1.497	4.324	14.172	73.516
84149022	Parts ; Of fans of blowers	61	1.574	10.381	57.661
84149029	Other parts of fans	16.739	96.010	425.600	1.815.469
84149031	Parts ; of hoods Of goods of subheading 841460	1.530	25.529	100.565	887.035
84149032	Parts ; of hoods Of goods of subheading 841480	-	1.410	-	12.650
84149041	Parts ; of goods of subheading 841410 For electrically operated machines	-	3.347	-	477.586
84149050	Parts ; Of goods of subheading 841420	-	36	-	752
84149060	Parts ; Of goods of subheading 841430	8.098	42.369	340.043	1.211.939
84149070	Parts ; Of goods of subheading 841440	-	2	-	5
84149090	Part ; Of other pumps or compressors	23.537	71.140	498.133	1.335.514
84151020	Air conditioning machines Of a kind designed to be fixed to a window, wall, ceiling or floor, self-contained or "split-system" ; of a cooling capacity not exceeding 2110 kw	878	7.756.137	9.927	50.489.836
84151030	Air conditioning machines Of a kind designed to be fixed to a window, wall, ceiling or floor, self-contained or "split-system" ; of a cooling capacity exceeding 2110 kw but not exceeding 2638 kw	1.293.984	2.597.774	8.498.832	17.339.613
84151090	Air conditioning machines Of a kind designed to be fixed to a window, wall, ceiling or floor, self-contained or "split-system" other	5.177	30.645	65.255	360.674
84152010	Explosion-proof air fans, of a kind used in underground mining ; of a capacity not exceeding 125 kw	17.291	37.627	473.353	1.022.293
84152090	Air conditioning machines Of a kind used for persons, in motor vehicles ; otherthan of a cooling capacity not exceeding 2638 kw	108	1.776	76	34.344
84158119	Air conditioning machine of a kind used in aircraft other	-	38	-	400
84158129	Air conditioning machines of a kind used in railway rolling stock ; otherthan Of a cooling capacity not exceeding 2638 kW	-	3	-	16
84158131	Air conditioning machines Of a kind used in motor vehicles (other than those of subheading 841520) ; of a cooling capacity not exceeding 2638	6	6	25	25
84158139	Air conditioning machines Of a kind used in motor vehicles (other than those of subheading 841520) ; otherthan of a cooling capacity not exceeding 2638	-	88	-	5.100
84158196	Incorporating a refrigerating unit and a valve for reversal of the cooling/heat cycle (reversible heat pumps); Of a cooling capacity exceeding 2638 kW and with an air flow rate of each evaporator unit exceeding 6796 m3/min	-	229	-	3.029
84158197	Incorporating a refrigerating unit and a valve for reversal of the cooling/heat cycle (reversible heat pumps) ; of a cooling capacity not exceeding 2110 kw	-	38	-	86
84158199	Incorporating a refrigerating unit and a valve for reversal of the cooling/heat cycle (reversible heat pumps) ; otherthan of a cooling capacity not exceeding 2110 kw and but not exceeding 2638	43	928	645	9.503
84158219	Of a kind used in aircraft ; otherthan Of a cooling capacity exceeding 2110 kW and with an air flow rate of each evaporator unit exceeding 6796 m3/min	-	4.600	-	2.000
84158239	Of a kind used in motor vehicles (other than those of subheading 841520) ; otherthan of a cooling capacity not exceeding 2638	13	1.785	48	31.859

Tabel 3 : Ekspor Indonesia menurut Komoditi (Kode HS 8 digit)

Mei 2022

Kode H S	Uraian golongan barang	Berat bersih (Kg)		Nilai F.O.B. (U S \$)	
		Bulan ini	Kumulatif	Bulan ini	Kumulatif
(1)	(2)	(3)	(4)	(5)	(6)
84158291	Incorporating a refrigerating unit Of a cooling capacity not exceeding 2638 kW	83	5.478	2.591	52.331
84158299	Other, incorporating a refrigerating unit otherthan of a cooling capacity not exceeding 2638 kw	48	190	550	3.711
84158319	Of a kind used in aircraft otherthan Of a cooling capacity exceeding 2110 kW and with an air flow rate of each evaporator unit exceeding 6796 m3/min	7	598	161	2.664
84158391	Not incorporating a refrigerating unit ; other of a cooling capacity not exceeding 2638 kw	-	3.430	-	50.571
84158399	Not incorporating a refrigerating unit ; otherthan of a cooling capacity not exceeding 2638 kw	17	32	63	113
84159013	Parts Of a kind used in aircraft or railway rolling stock of machines with a cooling capacity not exceeding 2110 kw	124	1.440	920	7.828
84159014	Parts Evaporators or condensers for air conditioning machines for motor vehicles ; of machines with a cooling capacity not exceeding 2110 kw	42.582	180.878	792.561	3.803.367
84159015	Parts Chassis, welded and painted, other than of subheading 84159013 ; of machines with a cooling capacity not exceeding 2110 kw	6.270	17.177	120.737	284.685
84159019	Other parts Of machines with a cooling capacity not exceeding 2110 kW	51.367	459.861	959.689	8.247.115
84159029	Parts Of machines with a cooling capacity exceeding 2110 kW but not exceeding 2638 kW ; otherthan of a kind used in aircraft or railway rolling stock	12	565	228	7.716
84159034	Parts Of a kind used in aircraft or railway rolling stock ; with an airflow rate of each evaporator unit exceeding 6796 m3/min	139	397	7.337	20.747
84159045	Parts With an air flow rate of each evaporator unit exceeding6796 m3/min otherthan of a kind used in aircraft or railway rolling stock	57.715	377.762	764.396	4.090.377
84159049	Part Of machines with a cooling capacity exceeding 5275 kW ; otherthan of a kind used in aircraft or railway rolling stock	19.962	97.085	182.952	1.595.927
84162000	Other furnace burners, including combination burners	4	630	1.163	34.225
84163000	Mechanical stokers, including their mechanical grates, mechanical ash dischargers and similar appliances	-	7	-	609
84169000	Part Furnace burners for liquid fuel, for pulverised solid fuel or for gas; mechanical stokers, including their mechanical grates, mechanical ash dischargers and similar appliances	-	3.839	-	8.175
84171000	Furnaces and ovens for the roasting, melting or other heat- treatment of ores, pyrites or of metals	7.860	19.630	40.000	235.683
84172000	Bakery ovens, including biscuit ovens	9.502	39.235	58.969	244.078
84178010	Parts other Waste incinerators	-	8.000	-	10.000
84178090	Parts otherthan Waste incinerators	-	19.274	-	86.629
84179000	Parts Industrial or laboratory furnaces and ovens, including incinerators, non-electric	32.694	33.305	80.014	98.342
84181031	Household type, of a capacity not exceeding 230 l ; fitted with separate external doors only	2.182.430	10.801.353	10.686.592	52.733.729
84181032	Other household type, of a capacity exceeding 230 l ; fitted with separate external doors only	3.198.246	19.564.614	15.665.155	99.034.793
84181039	Fitted with separate external doors only ; otherthan household type, of capacity not exceeding 230l; other household type, of a capacity exceeding 230l	12.190	166.253	101.576	850.560
84181040	Combined refrigerator Other, of a kind suitable for medical, surgical or laboratory use	6.466	7.403	58.904	70.645
84181099	Combined refrigerator ; otherthan Display counters, show-cases and the like, incorporating refrigerating equipment, of a capacity exceeding 200 l other	149	2.532	256	4.017
84182110	Compression type ; Of a capacity not exceeding 230 l	775.299	3.988.749	2.764.153	14.128.997
84182190	Compression type ; otherthan Of a capacity not exceeding 230 l	-	800	-	4.850
84182900	Refrigerators, household type ; other	36	10.539	2.153	35.169

Tabel 3 : Ekspor Indonesia menurut Komoditi (Kode HS 8 digit)

Mei 2022

Kode H S	Uraian golongan barang	Berat bersih (Kg)		Nilai F.O.B. (U S \$)	
		Bulan ini	Kumulatif	Bulan ini	Kumulatif
(1)	(2)	(3)	(4)	(5)	(6)
84183010	Freezers of the chest type, not exceeding 800 l capacity ; of a capacity not exceeding 200 l	-	2.867	-	11.602
84183090	Freezers of the chest type, not exceeding 800 l capacity ; other	9.303	31.382	55.592	155.720
84184010	Freezers of the upright type, not exceeding 900 l capacity ; of a capacity not exceeding 200 l	86.308	839.232	480.787	4.306.030
84184090	Freezers of the upright type, not exceeding 900 l capacity ; other	25.828	56.560	285.292	758.968
84185011	Display counters, show-cases and the like, incorporating refrigerating equipment, of a capacity exceeding 200 l ; of a kind suitable for medical, surgical or laboratory use	-	3.705	-	34.406
84185019	Display counters, show-cases and the like, incorporating refrigerating equipment, of a capacity exceeding 200 l ; otherthan of a kind suitable for medical, surgical or laboratory use	285.898	799.844	1.552.654	4.052.643
84185099	Other furniture ; otherthan Of a kind suitable for medical, surgical or laboratory use	-	20.773	-	78.653
84186910	Other refrigerating or freezing equipment; beverage coolers	4	12.894	61	159.032
84186930	Other refrigerating or freezing equipment; cold water dispenser	-	2	-	1.102
84186941	Water chillers with a refrigeration capacity exceeding 2110 kW ; for air conditioning machines	-	430	-	1.816
84186949	Water chillers with a refrigeration capacity exceeding 2110 kW ; otherthan for air conditioning machines	-	328	-	26.971
84186950	Other refrigerating or freezing equipment; scale ice-maker units	-	0	-	1
84186990	Other refrigerating or freezing equipment; otherthan beverage coolers ; cold water dispenser ; water chillers with a refrigeration capacity exceeding 2110 kw and scale ice-maker units	59.908	264.226	737.235	3.982.136
84189100	Parts of Furniture designed to receive refrigerating or freezing equipment	25	239	168	3.142
84189910	Parts of Evaporators or condensers	485.744	2.078.620	5.986.418	25.137.200
84189940	Parts of Aluminium roll-bonded panels of a kind used for the goods of subheading 84181031, 84181032, 84182110, 84182190 or84182900	903	26.339	24.113	1.009.117
84189990	Parts of ; otherthan evaporators or condensers ; Aluminium roll-bonded panels of a kind used for the goods of subheading 84181031, 84181032, 84182110, 84182190 or84182900	220.701	1.105.838	3.225.986	15.863.787
84191190	Instantaneous gas water heaters ; otherthan household type	4.538	47.880	20.445	93.267
84191910	Instantaneous or storage water heaters, non-electric ; other household type	-	28	-	107
84191990	Instantaneous or storage water heaters, non-electric ; otherthan household type	415	535	625	1.965
84192000	Medical, surgical or laboratory sterilisers	296	297	18.421	18.834
84193390	lyophilisation apparatus, freeze drying units and spray dryers ; otherthan For agricultural products; for wood, paper pulp, paper or paperboard	-	14	-	1.287
84193420	Other, for agricultural products ; electrically operated	-	294	-	16.784
84193490	Other for agricultural products otherthan evaporators and electrically operated	-	558	-	182.690
84193520	Other, for wood, paper pulp, paper or paperboard ; not electrically operated	1	1	7	7
84193930	Dryers Machinery for the treatment of materials by a process involving heating, for the manufacture of printed circuit boards,	244	3.834	17.118	94.930
84193990	Other printed wiring boards or printed circuit assemblies, electrically operated	50.224	110.707	340.358	1.276.248
84194010	Distilling or rectifying plant ; electrically operated	11.696	87.839	92.411	715.367
84195010	Heat exchange units ; cooling towers	9.046	9.490	104.649	116.687

Tabel 3 : Ekspor Indonesia menurut Komoditi (Kode HS 8 digit)

Mei 2022

Kode H S	Uraian golongan barang	Berat bersih (Kg)		Nilai F.O.B. (U S \$)	
		Bulan ini	Kumulatif	Bulan ini	Kumulatif
(1)	(2)	(3)	(4)	(5)	(6)
84195020	Heat exchange units made of tubes of fluoropolymers, with both inlet and outlet tubes having an inside diameter measuring 3 cm or less	78	78	1.674	1.674
84195091	Heat exchange units ; electrically operated	67	5.012	2.033	62.070
84195092	Heat exchange units ; not electrically operated	-	4.321	-	77.281
84196000	Machinery for liquefying air or other gases	954.590	7.448.851	3.023.814	40.707.184
84198110	Other machinery For making hot drinks or for cooking or heating food ; electrically operated	118.310	336.630	688.996	2.151.685
84198120	Other machinery For making hot drinks or for cooking or heating food ; not electrically operated	68.429	318.271	165.966	860.195
84198913	Oth Machinery for the treatment of materials by a process involving heating, for the manufacture of printed circuit boards, printed wiring boards or printed circuit assemblies ; electrically operated	-	660	-	275
84198919	Other machinery electrically operated	2.985.533	5.003.942	44.420.743	69.692.353
84198920	Other machinery not electrically operated	4.195	122.779	107.833	629.394
84199012	Parts of machinery for the treatment of materials by a process involving heating, for the manufacture of printed circuit boards, wiring boards/ circuit assemblies ; of electrically operated articles	63	6.992	4.454	90.700
84199013	Parts Casings for cooling towers ; of electrically operated articles	2.795	17.310	22.379	123.636
84199019	Parts other Of electrically operated articles	11.108	35.311	51.312	332.829
84199029	Parts Of non-electrically operated articles ; otherthan of instantaneos gas water heaters, household type	841	29.751	8.014	212.920
84201010	Calendering or other rolling machines ; Of a kind used solely or principally for the manufacture of printed circuit substrates or printed circuits	-	23	-	1.165
84201020	Calendering or other rolling machines ; Ironing machines or wringers suitable for domestic use	-	688	-	1.970
84201090	Calendering/other rolling machines ; oththan Of a kind used solely/principally for the manufacture of printed circuit substrates/printed circuits ; ironing machines/wringers suitable for domestic use	-	133	-	1.019
84209190	Parts of cylinders; otherthan Of goods of subheading 84201010	72	3.245	1.730	6.164
84209990	Parts otherthan ; Of goods of subheading 84201010	130	519	6.902	32.129
84211100	Centrifuges, including centrifugal dryers ; cream separators	-	55	-	775
84211200	Centrifuges, including centrifugal dryers ; clothes dryers	-	5.370	-	20.705
84211910	Centrifuges, including centrifugal dryers ; of a kind used for sugar manufacture	-	7	-	100
84211990	Centrifuges, including centrifugal dryers ; otherthan of a kind used for sugar manufacture	599	5.429	23.705	111.463
84212111	Machinery for filtering or purifying water and apparatus for domestic use ; of a capacity not exceeding 500 l/h	-	11.836	-	80.262
84212119	Machinery for filtering or purifying water otherthan apparatus for domestic use ; of a capacity not exceeding 500 l/h	22.169	259.274	143.692	2.630.164
84212122	Filtering machinery of a capacity exceeding 500 l/h ; electrically operated	463	15.222	4.832	136.048
84212123	Filtering machinery of a capacity exceeding 500 l/h ; not electrically operated	-	7.428	-	112.709
84212290	Machinery For filtering or purifying beverages other than water ; otherthan electrically operated of a capacity exceeding 500 l/h	27	506	479	14.576
84212311	Oil filter For machinery of heading 8429 or 8430 :	1.121	4.563	37.289	169.590
84212319	Machinery of heading 8429 or 8430 ; otherthan oil filter	37	17.780	1.697	156.860
84212321	For motor vehicles of Chapter 87 ; oil filters	1.508.118	9.225.508	7.952.535	48.823.514
84212329	For motor vehicles of Chapter 87 ; otherthan oil filters	8.463	48.515	288.524	1.583.521
84212391	Oil or petrol-filters for internal combustion engines ; oil filters	138	445	12.707	62.819

Tabel 3 : Ekspor Indonesia menurut Komoditi (Kode HS 8 digit)

Mei 2022

Kode H S	Uraian golongan barang	Berat bersih (Kg)		Nilai F.O.B. (U S \$)	
		Bulan ini	Kumulatif	Bulan ini	Kumulatif
(1)	(2)	(3)	(4)	(5)	(6)
84212399	Oil or petrol-filters for internal combustion engines ; otherthan oil filters	118	662	7.934	41.801
84212910	Filtering or purifying machinery and apparatus for liquids ; of a kind suitable for medical, surgical or laboratory use	-	1.610	-	171.102
84212930	Filtering or purifying machinery and apparatus for liquids ; of a kind used in oil drilling operations	-	17.550	-	106.050
84212940	Filtering or purifying machinery and apparatus for liquids ; other petrol-filters	17.400	17.645	54.654	58.167
84212950	Filtering or purifying machinery and apparatus for liquids ; other oil filters	139	1.544	12.995	154.836
84212960	Filtering or purifying machinery and apparatus for liquids ; other of fluoropolymers and with filter or purifier membrane thickness not exceeding 140 microns	-	1	-	3
84212990	Filtering or purifying machinery and apparatus for liquids other	584	54.161	12.705	674.148
84213110	Intake air filters for internal combustion engines ; for machinery of heading 8429 or 8430	-	70	-	300
84213120	Intake air filters for internal combustion engines ; for motor vehicles of chapter 87	396.550	2.105.832	4.519.721	20.892.295
84213190	Intake air filters for internal combustion engines ; otherthan for machinery of heading 8429 or 8430 and motor vehicles of chapter 87	980	5.252	19.088	104.587
84213200	Machinery and apparatus for gases ; Catalytic converters or particulate filters, whether or not combined, for purifying or filtering exhaust gases from internal combustion engines	2.804	4.332	257.350	400.647
84213920	Filtering or purifying machinery and apparatus for gases ; air purifiers	407	7.989	1.650	73.352
84213930	Filtering or purifying machinery and apparatus for gases ; Other, with stainless steel housing, and with inlet and outlet tube bores with inside diameters not exceeding 13 cm	1.865	1.865	3.118	3.118
84213990	Filtering or purifying machinery and apparatus for gases ; other	19.366	406.361	1.165.587	9.742.397
84219110	Part Of centrifuges, including centrifugal dryers ; of goods of subheading 84211200	-	4.479	-	19.482
84219190	Part Of centrifuges, including centrifugal dryers ; of goods of subheading 84211100 or 84211990	3	165	24	2.050
84219921	Part other Filtering cartridges for filters of subheading 842123 ; for subheading 84212311 or 84212321	-	89	-	1.515
84219929	Part other Filtering cartridges for filters of subheading 842123 ; otherthan subheading 84212311 or 84212321	18.219	215.651	183.978	1.678.405
84219930	Part other ; Of goods of subheading 842131	4.703	38.494	24.729	303.375
84219950	Part other ; Of goods of subheading 84212960	105	110	1.473	1.653
84219960	Part other ; Of goods of subheading 84213930	197	197	414	414
84219970	Part other ; Of goods of subheading 84213990	-	5.371	-	155.719
84219994	Part other ; Of goods of subheading 84212111	3	14	145	166
84219996	Part other ; Of goods of subheading 84212311 or 84212391	-	1	-	15
84219997	Part other ; Of goods of subheading 84212319 or 84212399	2	2	13	13
84219999	Part other ; otherthan of goods of subheading 84212920 ; 84212111 ; 84212311 or 84212391 ; and 84212319 or 84212399	18.152	110.651	285.737	1.596.260
84221100	Dish washing machines ; of the household type	169	5.508	760	30.791
84221900	Dish washing machines ; otherthan of the household type	-	14	-	140
84223000	Machinery for filling, closing, sealing/labelling bottles, cans, boxes, bags or other containers; machinery for capsuling bottles, jars, tubes & similar containers; machinery for aerating beverages	2.030	167.060	21.993	2.137.084
84224000	Other packing or wrapping machinery (including heat-shrink wrapping machinery)	85.978	276.037	870.983	7.556.406
84229010	Part Dish washing machines of subheading 842211	3	8	17	209
84229090	Part Dish washing machines ; otherthan of subheading 842211	8.931	49.842	243.083	775.905

Tabel 3 : Ekspor Indonesia menurut Komoditi (Kode HS 8 digit)

Mei 2022

Kode H S	Uraian golongan barang	Berat bersih (Kg)		Nilai F.O.B. (U S \$)	
		Bulan ini	Kumulatif	Bulan ini	Kumulatif
(1)	(2)	(3)	(4)	(5)	(6)
84231010	Personal weighing machines, including baby scales; household scales ; electrically operated	105	178	859	2.232
84231020	Personal weighing machines, including baby scales; household scales ; not electrically operated	538	3.276	3.897	5.135
84232010	weighing machines Scales for continuous weighing of goods on conveyors ; using electronic means for gauging weight	-	2.561	-	2.869
84232090	weighing machines Scales for continuous weighing of goods on conveyors ; otherthan using electronic means for gauging weight	8	8	338	338
84233010	Constant weight scales and scales for discharging a predetermined weight of material into a bag or container, including hopper scales ; using electronic means for gaging weight	20	45	1.298	9.410
84233090	Constant weight scales and scales for discharging a predetermined weight of material into a bag or container, including hopper scales ; otherthan using electronic means for gaging weight	123	327	2.015	6.283
84238110	Other weighing machinery ; Having a maximum weighing capacity not exceeding 30 kg ; using electronic means for gauging weight	36.126	173.092	1.260.468	7.855.044
84238190	Other weighing machinery ; Having a maximum weighing capacity not exceeding 30 kg ; otherthan using electronic means for gauging weight	20	46	51	916
84238239	Oth weight machinery ; having a maximum weighing capacity not exceeding 1000 kg ; other	-	27	-	330
84238242	Other weight machinery ; having a maximum weighing capacity exceeding 1000 kg ; other using electronic means for gauging weight	101	15.659	16.895	97.557
84238249	Oth weight machinery ; having a maximum weighing capacity exceeding 1000 kg other	8	218	38	277
84238910	Other weight machinery ; Using electronic means for gauging weight	527	1.245	1.375	9.619
84238990	Other weight machinery ; otherthan Using electronic means for gauging weight	20	846	2.500	35.860
84239010	Weighing machine weights of all kinds	680	2.392	1.615	13.485
84239040	Other weighing machinery of part	2.314	24.054	128.863	856.865
84241010	Mechanical appliances ; Fire extinguishers of a kind suitable for aircraft use whether or not charged	2	19	1.309	2.604
84241090	Mechanical appliances ; Fire extinguishers otherthan of a kind suitable for aircraft use, whether or not charged	20	1.836	1.295	192.238
84242019	Mechanical appliances ; spray guns and similar appliances ; otherthan agricultural or horticultural with electrically operated	748	8.196	44.971	503.377
84242021	Mechanical appliances ; spray guns and similar appliances ; agricultural or horticultural with not electrically operated	-	25	-	50
84242029	Mechanical appliances ; spray guns and similar appliances ; otherthan agricultural or horticultural with not electrically operated	92	148	3.115	3.808
84243000	Mechanical appliances ; Steam or sand blasting machines and similar jet projecting machines	1	24.647	15	299.393
84244110	Agricultural or horticultural ; portable sprayers ; Hand-operated insecticide sprayers	58.884	223.174	492.208	1.830.642
84244190	Agricultural or horticultural ; portable sprayers ; otherthan ; Hand-operated insecticide sprayers and other not electrycally operated	5	22	40	71
84244910	Machines Agricultural or horticultural sprayers ; electrically operated	-	12	-	500
84244920	Machines Agricultural or horticultural sprayers ; not electrically operated	7.500	7.500	8.500	8.500
84248230	Mechanical Other appliances ; agricultural or hortikultural ; other not electrically operated	150	150	1.800	1.800

Tabel 3 : Ekspor Indonesia menurut Komoditi (Kode HS 8 digit)

Mei 2022

Kode H S	Uraian golongan barang	Berat bersih (Kg)		Nilai F.O.B. (U S \$)	
		Bulan ini	Kumulatif	Bulan ini	Kumulatif
(1)	(2)	(3)	(4)	(5)	(6)
84248910	Mechanical other appliances ; Hand-operated household sprayers of a capacity not exceeding 3 l	1	26.708	5	113.316
84248920	Mechanical other appliances ; Spray heads with dip tubes	-	24.000	-	1.481
84248940	Mechanical other appliances ; Other, of a kind used solely or principally for the manufacture of printed circuit boards or printed wiring boards substrates or their components	66	734	1.480	12.350
84248950	Mechanical other appliances ; Other, electrically operated	3.633	31.840	110.153	600.813
84248990	Mechanical other appliances ; Other not electrically operated	13.223	167.490	262.353	2.041.825
84249010	Part Of fire extinguishers	536	4.998	31.324	249.500
84249021	Part electrically operated ; Of goods of subheading 84242011	-	14	-	34
84249023	Part electrically operated ; otherthan Of goods of subheading 84242011	372	4.695	6.486	46.899
84249029	Part not electrically operated ; otherthan Of goods of subheading 84242021	74	76	220	223
84249030	Part ; Of steam or sand blasting machines and similar jet projecting machines	3.139	35.931	30.343	193.744
84249096	Part of other appliances ; Of goods of subheading 84248940	-	3	-	129
84249099	Part of other appliances ; otherthan Of goods of subheading 84248210 ; 84244110, 84244120, 84244920, or 84248230 ; 84244190, 84244910, or 84248220 ; 84248940	8.631	45.111	83.384	488.395
84251100	Pulley tackle and hoists other than skip hoists ; powered by electric motor	436	41.629	44.472	341.912
84251900	Pulley tackle and hoists other than skip hoists ; and otherthan powered by electric motor	5.875	15.058	23.640	97.813
84253100	Winches ; capstans ; Powered by electric motor	8.300	157.801	48.267	972.415
84253900	Winches ; capstans ; otherthan Powered by electric motor	96.342	1.084.109	438.134	7.561.514
84254100	Jacks; hoists of a kind used for raising vehicles ; built-in jacking systems of type used in garages	-	6.066	-	3.063
84254210	Other Jacks and hoists ; hydraulic of a kind used in tipping mechanisms for lorries	2	8.595	60	23.572
84254290	Other Jacks and hoists ; hydraulic otherthan of a kind used in tipping mechanisms for lorries	32.491	129.122	4.343.020	5.157.966
84254910	Jacks; hoists of a kind used for raising vehicles ; electrically operated	171	171	297	297
84254920	Jacks; hoists of a kind used for raising vehicles ; not electrically operated	2.400	45.998	16.034	478.552
84261930	Ships' derricks ; Gantry cranes	56.762	174.922	73.874	183.237
84261990	Ship's derricks ; otherthan ; bridge cranes and gantry cranes	15.800	240.797	5.306	427.724
84262000	Tower cranes	-	56.685	-	250.450
84264100	Ships' derrickcs ; Portal or pedestal jib cranes ; on tyres	1	132.636	1	840.736
84269100	Other machinery ; Designed for mounting on road vehicles	39.750	79.650	253.064	509.862
84269900	Other machinery ; otherthan ; Designed for mounting on road vehicles	-	20.389	-	164.508
84271000	Fork- lift trucks ; Self-propelled trucks powered by an electric motor	5.740	36.100	29.353	86.151
84272000	Fork- lift trucks ; other self-propelled trucks	94.330	135.264	42.500	168.971
84279000	Other fork- lift trucks	250	118.437	2.142	791.321
84281039	Lifts ; otherthan For passengers	-	36.672	-	211.939
84281040	Skip hoists	-	2.002	-	2.508
84282010	Pneumatic elevators and conveyors ; of a kind used for agriculture	-	21.234	-	90.290
84282090	Pneumatic elevators and conveyors ; otherthan of a kind used for agriculture	6.435	60.872	4.829	410.617
84283290	Other continuous-action elevators and conveyors, for goods or materials ; other bucket type ; otherthan ; of a kind used for agriculture	2.430	20.573	30.924	195.116
84283990	Other continuous-action elevators and conveyors, for goods or materials ; otherthan of a kind used for agriculture	37	26.400	1.454	132.371
84287000	Industrial robots	5	5	692	692
84289090	Other machinery ; otherthan	3.085	72.584	6.257	275.599

Tabel 3 : Ekspor Indonesia menurut Komoditi (Kode HS 8 digit)

Mei 2022

Kode H S	Uraian golongan barang	Berat bersih (Kg)		Nilai F.O.B. (U S \$)	
		Bulan ini	Kumulatif	Bulan ini	Kumulatif
(1)	(2)	(3)	(4)	(5)	(6)
84291100	Bulldozers and angledozers ; track laying	251.780	286.230	351.521	547.066
84291900	Bulldozers and angledozers ; otherthan track laying	378.224	1.502.444	190.757	1.316.562
84292000	Graders and levellers	113.056	131.856	107.000	159.000
84293000	Scrapers	0	0	13	14
84294030	Tamping machines	1.525	2.715	4.369	9.910
84294040	Machinery road roller ; Vibratory smooth drum rollers, with a centrifugal force drum not exceeding 20 t by weight	679.285	2.640.637	3.084.616	12.316.703
84294050	Tamping machines ; Other vibratory road rollers	-	94.070	-	183.000
84294090	Other Tamping machines and road rollers	10.613	130.658	216.760	926.685
84295100	Mechanical shovels, excavators ; front- end shovel loaders	17	12.017	1.837	21.837
84295200	Mechanical shovels ; escavators ; Machinery with a 360o revolving superstructure	4.724.127	29.972.497	25.033.823	166.863.523
84295900	Mechanical shovels ; escavators ; otherthan ; front-end shovel loaders ; and Machinery with a 360o revolving superstructure	299.158	2.007.576	340.016	1.071.276
84301000	Pile-drivers and pile-extractors	-	117	-	1.140
84303900	Coal or rock cutters and tunnelling machinery ; otherthan self-propelled	19.001	221.613	99.000	2.017.091
84304100	Other boring or sinking machinery ; self-propelled	800	456.200	8.000	389.326
84304990	Other boring or sinking machinery ; otherthan ; Wellhead platforms with integrated production modules suitable for use in drilling operations	36.854	304.639	448.620	3.122.787
84305000	Other machinery ; self-propelled	-	18.050	-	4.688.000
84306100	Other machinery, not self-propelled ; tamping or compacting machinery	-	150	-	300
84306900	Other machinery, not self-propelled ; otherthan ; tamping or compacting machinery	15	20.015	450	27.376
84311013	Machinery of heading 8425 ; of goods subheading 84251100 ; 84253100 ; or 84254910	-	133.059	-	896.467
84311019	Machinery of heading 8425 ; of electrically operated of goods subheading 84251100 ; 84253100 ; or 84254910	24	200.059	31	59.770
84311022	Machinery of heading 8425 ; of good subheading 84251900; 84253900; 84254100; 84254210; 84254290; of non electrically operated	30	6.030	1.656	55.685
84311029	Machinery of heading 8425 ; otherthan of good subheading 84251900; 84253900; 84254100; 84254210; 84254290; of non electrically operated	1.847	18.745	5.952	57.049
84312010	Machinery of heading 8427; subheading 842710 or 842720	-	1.657	-	30.706
84312090	Machinery of heading 8427; otherthan subheading 842710 or 842720	8.680	43.791	142.473	944.229
84313110	Of goods subheading 84281039 or 84281040 of lifts; skip hoists or escalators	3	272	12	5.436
84313120	Of goods subheading 84281031 or 84284000 of lifts; skip hoists or escalators	38.780	136.534	183.572	655.367
84313910	Machinery of heading 8428 ; of good subheading 84282010; 84283310; 84283910	-	573	-	7.304
84313990	Machinery of heading 8428 other	31.358	472.382	237.941	1.567.281
84314190	Machinery of heading 8426; 8429 or 8430 ; bucket; shovels; grabs; and grips; otherthan for machinery of heading 8426	494.051	1.333.440	3.223.866	9.157.032
84314200	Machinery of heading 8426; 8429 or 8430 ; buldozer or angledozer blades	-	519	-	4.632
84314300	Machinery of heading 8426; 8429 or 8430 ; part for boring or sinking machinery of subheading 843041 or 843049	1.002.120	1.981.550	9.851.639	24.952.152
84314910	Machinery of heading 8426; 8429 or 8430 ; parts of machinery of heading 8426	323.124	2.423.670	610.868	5.330.435
84314920	Machinery of heading 8426 ; 8429; or 8430; Cutting edges or end bits of a kind used for scrapers, graders or levellers	2.215.180	12.577.115	9.507.705	52.739.068
84314940	Machinery of heading 8426; 8429; or 8430 ; Cutting edges or end bits of a kind used for bulldozer or angledozer blades	1.121	7.002	1.527	13.638
84314950	Parts of road rollers	182.241	465.721	516.442	1.421.722
84314990	Oth parts suitable use of oth moving, grading, levelling,scraping, excavating, tamping, compacting	2.243.189	18.206.675	7.807.565	66.555.340

Tabel 3 : Ekspor Indonesia menurut Komoditi (Kode HS 8 digit)

Mei 2022

Kode H S	Uraian golongan barang	Berat bersih (Kg)		Nilai F.O.B. (U S \$)	
		Bulan ini	Kumulatif	Bulan ini	Kumulatif
(1)	(2)	(3)	(4)	(5)	(6)
84321000	Ploughs Machinery	-	4.400	-	35.000
84322900	Harrows, Scarifiers, cultivators, weeders and hoes, other than disc harrows machine	-	15.718	-	113.482
84323100	No-till direct seeders, planters and transplanters	-	720	-	1.168
84323900	Indirect seeders, planters and transplanters	39	290	18	220
84328010	Other Agricultural or horticultural machinery for soil preparation or cultivation	5.933	21.458	41.400	174.557
84328090	Other than other agricultural machine for soil preparation or cultivation, other horticultural machine for soil preparation or cultivation, lawn rollers, and sports-ground rollers.	425	37.921	1.375	638.106
84329010	Parts of other than other agricultural machine for soil preparation or cultivation, other horticultural machine for soil preparation or cultivation.	2.645	15.688	70.681	413.978
84329090	Other parts of other than other agricultural machine for soil preparation or cultivation, other horticultural machine for soil preparation or cultivation, lawn rollers, and sports-ground rollers.	2.595	3.620	12.740	24.544
84331100	Mowers for lawns, parks or sports-grounds, powered with the cutting device rotating in a horizontal plane.	66	281	480	880
84331990	Mowers for lawns, parks or sports-grounds, not powered without the cutting device rotating in a horizontal plane.	10	1.779	50	5.715
84332000	Other mowers, including cutter bars for tractor mounting	-	849	-	4.025
84333000	Other haymaking machinery	100	100	68	68
84334000	Straw or fodder balers, including pick-up balers	-	8	-	210
84335100	Combine harvester-threshers machinery	7.373	10.693	59.413	91.017
84336010	Machines for cleaning, sorting or grading eggs, fruit or other agricultural produce, electrically operated	-	35	-	300
84339090	Parts of oth harvesting/threshing machinery	1.289	6.059	13.691	98.307
84349000	Parts of Milking machines and dairy machinery	311	766	87.996	277.277
84351010	Electrically operated machines for pressing, crushing and manufacturing of wine, cider, fruit juices or similar beverages.	-	1	-	20
84351020	Non-electrically operated machines for pressing, crushing and manufacturing of wine, cider, fruit juices or similar beverages.	-	1	-	5
84359010	Parts of electrically operated machines for pressing, crushing and manufacturing of wine, cider, fruit juices or similar beverages.	-	18	-	1.359
84361010	Electrically operated machines for preparing of animal feeding stuffs	-	3.686	-	12.344
84362110	Electrically operated machines for incubating and brooding of poultry	56	9.252	230	1.359
84362120	Non-electrically operated machines for incubating and brooding of poultry	40	89	40	230
84362910	Electrically operated machines for keeping of poultry	1.770	17.615	15.573	34.589
84362920	Non-electrically operated machines for keeping of poultry	-	15	-	40
84368019	Other electrically operated machines for forestry	-	36.400	-	190.353
84368021	Other non-electrically operated machines for agricultural or horticultural	9	32	112	757
84369100	Parts of poultry-keeping machinery or poultry incubators and brooders	49	107	2.749	3.752
84369911	Parts of other electrically operated machines and equipment for agricultural or horticultural	18.721	81.294	128.550	321.045
84369919	Parts of oth forestry, poultry-keep/bee-keep machinery electrically operated & equipments	-	12	-	1.286
84369929	Parts of oth forestry, poultry-keep/bee-keep machinery non-electrically operated & equipments	-	3.397.302	-	1.184.811
84371010	Electrically operated machine for cleaning, winnowing, sorting or grading of grains or dried leguminous vegetable, other than farm-type machinery	-	2.404	-	9.426

Tabel 3 : Ekspor Indonesia menurut Komoditi (Kode HS 8 digit)

Mei 2022

Kode H S	Uraian golongan barang	Berat bersih (Kg)		Nilai F.O.B. (U S \$)	
		Bulan ini	Kumulatif	Bulan ini	Kumulatif
(1)	(2)	(3)	(4)	(5)	(6)
84371020	Non-electrically operated machine for cleaning, winnowing, sorting or grading of grains or dried leguminous vegetable, other than farm-type machinery	130	430	700	2.400
84371030	Electrically operated machine for cleaning, winnowing, sorting or grading of seed, other than farm-type machinery	140	140	140	140
84371040	Non-electrically operated machine for cleaning, winnowing, sorting or grading of seed, other than farm-type machinery	15	450	150	1.308
84378010	Electrically operated machine for hulling of rice and milling of cone type rice, other than farm-type machinery	1.000	1.200	3.638	3.913
84378020	Non-electrically operated machine for hulling of rice and milling of cone type rice, other than farm-type machinery	680	2.906	7.859	16.723
84378030	Electrically operated machine for milling of industrial type coffe and rice, other than farm-type machinery	510	612	916	2.056
84378040	Non-electrically operated machine for milling of industrial type coffe and rice, other than farm-type machinery	50	59	400	430
84378059	Other machine used in the milling indust or working of cerals, electrically operated	1.265	1.748	1.788	15.354
84378061	Non-electrically operated machine for polishing of rice, sifting and sieving, cleaning of bran, and husking, other than farm-type machinery	1.650	2.170	4.577	6.127
84378069	Other machine used in the milling indust or working of cerals, not electrically operated	545	5.743	2.058	15.184
84379011	Parts of electrically operated machine for cleaning, winnowing, sorting or grading of seed, grains or dried leguminous vegetable, other than farm-type machinery	-	20	-	84
84379019	Parts of elect operated machines for used in the milling industry/for the working of cereals/dried vegetables	1	329	1.170	187.335
84379021	Parts of non-electrically operated machine for cleaning, winnowing, sorting or grading of seed, grains or dried leguminous vegetable, other than farm-type machinery	-	10	-	3
84379029	Parts of non elect operated machinesfor used in the milling industry/for the working of cereals/dried vegetables	14.011	65.810	71.066	247.416
84381000	Bakery machinery and machinery for the manufacture of macaroni, spaghetti or similar products	331	31.739	1.847	775.091
84382010	Electrically operated machine for manufacturing of confectionery, cocoa or chocolate	4.200	11.550	43.250	156.750
84382020	Non-electrically operated machine for manufacturing of confectionery, cocoa or chocolate	-	292	-	335
84383010	Electrically operated machine for manufacturing of sugar	15	95	43	356
84385000	Machinery for the preparation of meat or poultry	17.372	18.941	73.286	84.321
84386000	Machinery for the preparation of fruits, nuts or vegetables	15	6.140	36	19.614
84388011	Electrically operated machine for pulpering of coffee	76	1.200	1.197	8.271
84388021	Electrically operated machine for the preparation of fish, crustaceans or molluscs	-	150	-	1.650
84388091	Other machine for the industrial preparation/manufacture,electrically operated	97	432	1.781	6.119
84388092	Other machine for the industrial preparation/manufacture,not electrically operated	25	129	268	3.160
84389019	Parts of goods of oth elect machinesfor industrial preparationor manufacture of food/drink, oth than sugar &coffee pulper	1.550	480.198	31.401	801.820
84389029	Parts of goods of oth non elect machinesfor industrialprep/manufact of food/drink, oth than sugar &coffee pulper	612	2.378	822	4.825
84392000	Machinery for making paper or paperboard	-	1.255	-	1.472
84399100	Parts of machinery for making pulp of fibrous cellulosic material	2.992	3.921	46.672	74.829
84399900	Parts of machinery for making or finishing paper or paperboard	457	5.973	13.624	186.452
84401010	Electrically operated machine for binding book	-	110	-	6.080
84401020	Non-electrically operated machine for binding book	-	8.550	-	240

Tabel 3 : Ekspor Indonesia menurut Komoditi (Kode HS 8 digit)

Mei 2022

Kode H S	Uraian golongan barang	Berat bersih (Kg)		Nilai F.O.B. (U S \$)	
		Bulan ini	Kumulatif	Bulan ini	Kumulatif
(1)	(2)	(3)	(4)	(5)	(6)
84409000	Parts of book-binding machinery and parts of book-sewing machines	2.419	4.557	255.919	348.137
84411010	Electrically operated machine for cutting	163	38.944	27.366	323.614
84411020	Non-electrically operated machine for cutting	1	50	5	180
84414000	Machines for moulding articles in paper pulp, paper or paperboard	-	1.600	-	13.396
84418010	Oth machinery for making up paper pulp,paper/paperboardelectrically operated	-	7.996	-	249.991
84418020	Oth machinery for making up paper pulp,paper/paperboardnot electrically operated	3.547	3.567	3.160	3.314
84419000	Parts of other machinery for making up paper pulp, paper or paperboard, including parts of cutting machines of all kinds	-	5.331	-	46.787
84423000	Machinery, apparatus and equipment for preparing or making plate	-	485	-	5.691
84424000	Parts of machinery, apparatus and equipment for preparing or making plate	180	1.049	1.998	30.672
84425000	Plates, cylinders and other printing components; plates, cylinders and lithographic stones, prepared for printing purposes (for example, planed, grained or polished)	562	8.544	6.377	125.477
84431100	Offset printing machinery, reel-fed	7.150	42.190	30.800	354.048
84431300	Offset printing machinery, sheet-fed, office type (using sheets with one side exceeding 22 cm and the other side exceeding 36 cm in the unfolded state)	16	89.056	136	629.452
84431400	Letterpress printing machinery, reel-fed, excluding flexographic printing	-	5.674	-	11.256
84431600	Flexographic printing machinery	400	29.691	816	431.768
84431700	Gravure printing machinery	-	10	-	20
84431900	Printing machinery; used for printing by means of plates, cylinders and other printing components of heading 84.42, n.e.c. in item no. 8443.1	51.162	145.950	225.478	1.417.019
84433111	Colour Printer-copiers, printing by the ink-jet process	1.040	23.636	33.100	329.879
84433119	Non-colour Printer-copiers, printing by the ink-jet process	716	4.821	3.618	43.605
84433121	Colour Printer-copiers, printing by the laser process	17	17	275	275
84433129	Non-colour Printer-copiers, printing by the laser process	-	175	-	1.804
84433131	Combination of colour printer-copier-facsimile machines	-	5.676	-	5.496
84433139	Combination of non-colour printer-copier-facsimile machines	-	26	-	19.000
84433191	Combination printer-copier-scanner-facsimile machines	2.159.086	17.312.283	55.017.223	511.911.259
84433199	Oth machineswhich perform >= 2 function of printing, copying/facs, capable of connect to an auto data proccess/network	344	2.227	2.053	29.859
84433211	Colour dot matrix printers	-	3	-	1
84433219	Non-colour dot matrix printers	245.907	1.838.030	4.690.414	35.524.740
84433221	Colour ink-jet printers	234.550	1.805.718	5.205.936	42.205.643
84433229	Non-colour ink-jet printers	951	31.974	7.903	216.039
84433239	Non-colour laser printers	-	2	-	169
84433240	Facsimiles machines	-	91	-	53.695
84433250	Screen printing machinery for the manufacture of printed circuit boards or printed wiring boards	-	4	-	655
84433290	Oth printers,copying machines& facsimile, not combined;capable to connect to network	157.341	1.030.732	5.460.007	31.963.317
84433910	Electrostatic photocopying apparatus, operating by reproducing the original image directly onto the copy (direct process)	114	114	136	136
84433920	Electrostatic photocopying apparatus, operating by reproducing the original image via an intermediate onto the copy (indirect process)	750	1.065	4.500	9.736
84433940	Ink-jet printer, not capable of connect to a network	101	526	1.457	11.105
84433990	Oth printers,copying machines& facsimile, not capable to connect to a network	17	13.682	2.987	156.201

Tabel 3 : Ekspor Indonesia menurut Komoditi (Kode HS 8 digit)

Mei 2022

Kode H S	Uraian golongan barang	Berat bersih (Kg)		Nilai F.O.B. (U S \$)	
		Bulan ini	Kumulatif	Bulan ini	Kumulatif
(1)	(2)	(3)	(4)	(5)	(6)
84439100	Parts and accessories of printing machinery used for printing by means of plates, cylinders and other printing components of heading 8442	151.742	769.308	10.909.496	51.333.807
84439910	Parts of screen printing machinery for the manufacture of printed circuit boards or printed wiring boards	36	81	240	7.587
84439920	Ink-filled printer cartridges	358.681	2.042.865	7.865.408	44.778.851
84439990	Parts and accessories of other printing machinery	170.133	806.552	2.003.379	8.796.585
84451110	Electrically operated machines for textile carding	-	116.761	-	257.100
84451300	Drawing or roving machines	-	32.540	-	162.450
84452010	Electrically operated machines for spinning textile	-	44.191	-	59.010
84454010	Electrically operated machines for winding or reeling textile	1.442	85.511	24.691	291.673
84454020	Non-electrically operated machines for winding or reeling textile	-	3.790	-	28.969
84459010	Electrically operated machines for preparing textile yarn	25.037	37.295	21.864	44.232
84461020	Non-electrically operated machines for weaving fabrics of a width not exceeding 30 cm	-	12.450	-	5.928
84463000	Machines for weaving fabrics of a width exceeding 30 cm, shuttleless type	-	550	-	9.176
84471100	Circular knitting machines with cylinder diameter not exceeding 165 mm	-	759	-	1.101
84471200	Circular knitting machines with cylinder diameter exceeding 165 mm	-	26.211	-	183.690
84472010	Flat knitting machines and stitch-bonding machines, electrically operated	-	54.135	-	329.237
84472020	Flat knitting machines and stitch-bonding machines, non-electrically operated	1.500	9.750	1.051	6.833
84479010	Electrically operated machines for making gimped yarn, tulle, lace, embroidery, trimmings, braid or net and for tufting	5.200	25.809	49.998	64.122
84479020	Non-electrically operated machines for making gimped yarn, tulle, lace, embroidery, trimmings, braid or net and for tufting	-	2	-	35
84481110	Electrically operated dobbies ana jackquards and electrically operated machines for card reducing, copying, punching or assembling for use therewith	-	12	-	294
84482000	Parts and accessories of machines of heading 8444 or of their auxiliary machinery	2.541	23.047	325.830	2.313.247
84483200	Part & acc of machines for preparing textile fibres, oth than card clothing	-	368	-	114.627
84483300	Spindles, spindle flyers, spinning rings and ring travellers	2	179	5	422
84483900	Combs, extruding nipples, shuttles, healds and heald-frames, hosiery needles	56	485	242	21.892
84484200	Reeds for looms, healds and heald-frames	1.035	4.930	59.556	298.768
84484911	Shuttles for electrically operated machines	-	240	-	300
84484912	Shuttles for non-electrically operated machines	-	8	-	75
84484990	Other parts and accessories of weaving machines (looms) or of their auxiliary machinery, other than Shuttles	3.518	24.227	159.912	1.318.970
84485900	Parts and accessories of machines of heading 8447 or of their auxiliary machinery other than sinkers, needles and other articles used in forming stitches	6.803	38.178	11.441	83.567
84490000	Machinery for the manufacture or finishing of felt or nonwovens in the piece or in shapes, including machinery for making felt hats; blocks for making hats	61	97.003	210	627.126
84501110	Fully-automatic household or laundry-type machines, each of dry linen capacity not exceeding 6 kg	359	1.472	315	2.380
84501190	Fully-automatic household or laundry-type machines, each of dry linen capacity exceeding 6 kg but not exceeding 10 kg	118.421	570.570	534.053	2.511.490
84501210	Household or laundry-type machines with built in centrifugal drier, each of dry linen capacity not exceeding 6 kg	-	22.651	-	63.361
84501290	Household or laundry-type machines with built in centrifugal drier, each of dry linen capacity exceeding 6 kg but not exceeding 10 kg	5.738	128.872	21.101	712.311

Tabel 3 : Ekspor Indonesia menurut Komoditi (Kode HS 8 digit)

Mei 2022

Kode H S	Uraian golongan barang	Berat bersih (Kg)		Nilai F.O.B. (U S \$)	
		Bulan ini	Kumulatif	Bulan ini	Kumulatif
(1)	(2)	(3)	(4)	(5)	(6)
84501999	Other household or laundry-type machines, non-electrically operated, with a dry linen capacity exceeding 6 kg but not exceeding 6 kg	-	75	-	255
84502000	Householde or laundry-type machines, each of dry linen capacity exceeding 10 kg	91.172	431.839	427.854	2.072.132
84509010	Parts of householde or laundry-type machines, each of dry linen capacity exceeding 10 kg	-	6.574	-	211.450
84509020	Parts of machines of subheading 845011, 845012 or 845019	1.534	10.336	9.113	63.464
84511000	Dry-cleaning machines	19	1.790	50	12.673
84512100	Drying-machines each of a dry linen capacity not exceeding 10 kg	-	265	-	1.391
84512900	Drying-machines each of a dry linen capacity exceeding 10 kg	500	5.255	5.228	53.277
84513090	Presses machines including fusing presses	592	1.132	9.520	10.645
84514000	Washing, bleaching or dyeing machines	-	1.920	-	51.977
84515000	Machines for reeling, unreeling, folding, cutting or pinking textile fabrics	1	2	4	54
84518000	Machines for dressing, finishing, coating or impregnating textile yarns, fabrics or made up textile articles; for applying the paste to the base fabric or other support used in the manufacture of floor coverings such as linoleum	44.651	47.260	103.450	138.337
84519090	Parts of machines of a dry linen capacity exceeding 10 kg	730	2.181	2.000	53.829
84521000	Sewing machines of the household type	181	4.288	1.076	40.127
84522100	Other sewing machines, other than book-sewing machines, with automatics unit	-	26.194	-	124.603
84522900	Other sewing machines, other than book-sewing machines, with non-automatics unit	703	22.258	6.018	219.951
84523000	Sewing machine needles	1	44	87	341
84529011	Arms and beds; stands with or without centre frames; flywheels; belt guards; treadles or pedals of machinery of subheading 84521000	-	14.280	-	28.084
84529012	Furniture, bases and covers and parts thereof of machinery of subheading 84521000	38	633	901	3.546
84529019	Other parts of sewing machines of subheading 84521000	33	235	288	4.345
84529091	Arms and beds; stands with or without centre frames; flywheels; belt guards; treadles or pedals of other than machinery of subheading 84521000	-	1.500	-	16.800
84529092	Furniture, bases and covers and parts thereof of other than machinery of subheading 84521000	-	8	-	16
84529099	Other parts of sewing machines of other than machinery of subheading 84521000	5.209	6.243	3.766	23.245
84531010	Electrically operated machines for preparing, tanning or working hides, skins or leather, other than sewing machines	21.064	21.064	276.580	276.580
84532010	Electrically operated machines for making or repairing footwear, other than sewing machines	-	2	-	66
84538010	Electrically operated machines for making or repairing other articles of hides, skins or leather, other than sewing machines	2	2.378	100	15.491
84538020	Non-electrically operated machines for making or repairing other articles of hides, skins or leather, other than sewing machines	101	151	705	1.088
84539000	Parts of machinery of subheading 8453	142	149	8.983	9.966
84541000	Converters of a kind used in metallurgy or in metal foundries	-	26	-	3.242
84542000	Ingot moulds and ladles of a kind used in metallurgy or in metal foundries	1.080	4.417	13.845	57.010
84543000	Casting machines of a kind used in metallurgy or in metal foundries	-	240	-	18.919
84549000	Partrs of converts, ladles, ingot moulds & casting machines	84.392	344.194	478.459	2.017.514
84552200	Cold metal-rolling mills	9.020	9.020	10.000	10.000
84559000	Other parts of metal-rolling mills	-	492	-	675
84561110	Operated by laser machine for the manufacture of printed circuits, printed circuit assemblies, parts of heading 8517, or parts of automatic data processing machines	-	186	-	159.468

Tabel 3 : Ekspor Indonesia menurut Komoditi (Kode HS 8 digit)

Mei 2022

Kode H S	Uraian golongan barang	Berat bersih (Kg)		Nilai F.O.B. (U S \$)	
		Bulan ini	Kumulatif	Bulan ini	Kumulatif
(1)	(2)	(3)	(4)	(5)	(6)
84561190	Other operated by laser machine-tools for working any material by removal of material	77	3.367	30.355	305.740
84562000	Machine-tools for working any material by removal of material, by ultrasonic process	-	550	-	28.573
84563000	Machine-tools for working any material by removal of material, by electro-discharge process	-	4.235	-	72.500
84564010	Machine-tools, numerically controlled, for working any material by removal of material, by plasma arc processes, for the manufacture of printed circuit boards or printed wiring boards	-	86	-	7.659
84564090	machinestool for work any material by removal material,by plasma arc processes, for oth than manufact of PCB/PWB	-	95	-	4.220
84569020	Wet processing equipments for the application by immersion of electrochemical solutions, for the purpose of removing material on printed circuit boards or printed wiring boards	-	52	-	11.315
84569090	Machine-tools for working any material by removal of material, by ionic-beam process	-	1.991	-	12.381
84571010	Machining centres of spindle power not exceeding 4 kW for working metal	213	442	29.468	49.573
84571090	Machining centres of spindle power exceeding 4 kW for working metal	-	87.787	-	513.510
84573000	Multi-station transfer machines for working metal	11.400	22.314	152.080	1.138.532
84581190	Horizontal lathes for removing metal, numerically controlled of spindle exceeding 4 kW	250	21.229	680	230.117
84581990	Horizontal lathes for removing metal, non-numerically controlled with the distance between the main spindle centre and the bed exceeding 300 mm	-	9.500	-	8.847
84589990	Other lathes for removing metal, non-numerically controlled, with the distance between the main spindle centre and the bed exceeding 300 mm	-	23.460	-	21.762
84591000	Way-type unit head machines for drilling, boring, milling, threading or tapping by removing metal, other than lathes (including turning centres) of heading 8458	-	185	-	629
84592910	Other drilling machines that non-numerically controlled and electrically operated	250	627	2.142	127.446
84592920	Other drilling machines that non-numerically controlled and non-electrically operated	20	35	319.845	321.544
84594100	Other boring machines that numerically controlled	-	10	-	696
84594910	Other boring machines that non-numerically controlled and electrically operated	-	7	-	23
84595100	Knee-type milling machines that numerically controlled	224	224	173	173
84595910	Knee-type milling machines that non-numerically controlled and electrically operated	37	37	20.007	20.007
84596100	Other milling machines that numerically controlled	2	2	21	21
84596910	Other milling machines that non-numerically controlled and electrically operated	2	2	90	90
84596920	Other milling machines that non-numerically controlled and non-electrically operated	-	150	-	75
84597010	Other threading or tapping machines that electrically operated	-	4.260	-	5.632
84601200	Numerically controlled flat-surface grinding machines	1	10	10	75
84601900	Non-numerically controlled flat-surface grinding machines	-	121	-	1.129
84602200	Centreless grinding machines, numerically controlled	-	119	-	290.533
84602300	Other cylindrical grinding machines, numerically controlled	4.706	15.793	58.385	243.761
84602400	Other of other grinding machines, numerically controlled	9.200	9.232	113.761	114.958
84602910	Other grinding machines, not numerically controlled,electrically operated	5.400	5.430	75.199	75.440
84602920	Other grinding machines, not numerically controlled,not electrically operated	0	27	2	4.999

Tabel 3 : Ekspor Indonesia menurut Komoditi (Kode HS 8 digit)

Mei 2022

Kode H S	Uraian golongan barang	Berat bersih (Kg)		Nilai F.O.B. (U S \$)	
		Bulan ini	Kumulatif	Bulan ini	Kumulatif
(1)	(2)	(3)	(4)	(5)	(6)
84603110	machinestools, numerically controlled, for sharpening drillingbits,shank diameter<=3,175mm, fixed collets, power<=0.74kW	-	1	-	5
84603190	machinestools, numeric controlled, for sharpen drill bits oththan shank diameter<=3,175mm, fixed collets, power<=0.74kW	3	20	52	501
84603910	Oth sharpening (tool/cutter grinding) mach, not numericallycontrolled, electrically operated	1	65	34	1.859
84603920	Oth sharpening (tool/cutter grinding) mach, not numericallycontrolled, not electrically operated	90	101	1.094	1.169
84604000	Honing or lapping machines	-	1.004	-	154.041
84609010	Oth mach-tools for deburring, sharpening, grinding, honing, lapping, or similar, electrically operated	-	1	-	20
84609020	Oth mach-tools for deburring, sharpening, grinding, honing, lapping, or similar, not electrically operated	30	50	1.488	1.503
84612000	Shaping or slotting machines	1.450	1.450	8.988	8.988
84615000	Sawing or cutting-off machines	236	6.462	9.382	197.483
84619020	Planing machines	60	60	299	299
84619090	Other machine-tools working by removing metal or cermets, not elsewhere specified or included	1.198	5.085	82.556	219.789
84621100	Closed die forging machines	22.000	22.000	128.657	128.657
84621900	Other hot forming machines for forging and hot hammers	-	80.023	-	407.330
84622600	Other numerically controlled bending, folding, straightening or flattening machines	-	19.950	-	15.000
84622900	Bending, folding, straightening or flattening machines (including press brakes) for flat products other than HS Code 84622210-84622600	0	0	11.782	11.782
84623290	Non-numerically controlled machine for slitting lines and cut-to-length lines for flat product, other than combined punching and shearing machines	-	6.150	-	6.000
84623900	Non-numerically controlled shearing machines	-	1	-	105
84624900	Non-numerically controlled machines for punching, notching or nibbling (excluding presses) for flat products and combine both of punching and shearing	1	43.862	70	67.540
84625100	Numerically controlled machines for working tube, pipe, hollow section and bar (excluding presses)	5.648	5.648	37.211	37.211
84626199	Other non-numerically controlled hydraulic presses machines	-	43.017	-	63.400
84626219	Other numerically controlled mechanical presses machines	-	9.350	-	6.396
84629090	Machine tools, other die forging or die stamping machines	107	11.876	1.251	656.430
84631010	Draw-benches for bars, tubes, profiles, wire/the like,electrically operated	-	21.909	-	140.223
84632010	Thread rolling machines, electrically operated	-	82.310	-	156.825
84639010	Other mach-tools for working metals/cermets, w/o removingmaterial, electrically operated	-	1.526	-	14.367
84641010	Sawing machines for working stone, ceramics/like mineralmaterials/for cold-working glass, electrically operated	-	1.160	-	222.096
84642010	Grinding/polishing machinesfor working stone, ceramics/likemineral material/for cold-work glass,electric operated	-	2	-	2
84649010	Oth machines for working stone, ceramics/like mineralmaterials/for cold-working glass, electrically operated	1.400	3.787	4.493	9.165
84649020	Oth machines for working stone, ceramics/like mineralmaterials/for cold-working glass, not electrically operated	-	2	-	47
84651000	machineswhich can carry out diff types of machining operationsw/o tool change between such operations	9.240	21.754	28.718	163.160
84659110	Sawing machines for scoring PCB/ PWB or PCB/PWB substrateselectrically operated	-	50.023	-	273.987

Tabel 3 : Ekspor Indonesia menurut Komoditi (Kode HS 8 digit)

Mei 2022

Kode H S	Uraian golongan barang	Berat bersih (Kg)		Nilai F.O.B. (U S \$)	
		Bulan ini	Kumulatif	Bulan ini	Kumulatif
(1)	(2)	(3)	(4)	(5)	(6)
84659190	Sawing machines other than of a kind used for scoring printed circuit boards or printed wiring boards or printed circuit board or printed wiring board substrates	-	2.419	-	52.321
84659210	Planing, milling/moulding machines for routing PCB/PWB or PCB/PWB substrates, accepting router bits with shank D<=3.175mm	-	2	-	157
84659290	Planing, milling or moulding (by cutting) machines for routing PCB/PWB or PCB/PWB substrates, accepting router bits with a shank diameter exceeding 3175 mm, for scoring PCB/PWB or PCB/PWB substrates	5.000	5.000	6.700	6.700
84659310	Grinding, sanding or polishing machines, for working wood/cork, bone/similar hard materials, electrically operated	-	19	-	553
84659320	Grinding, sanding or polishing machines, for working wood/cork, bone/similar hard materials, not electrically operated	-	96	-	73.037
84659510	Drilling machines for manufacture of PCB/PWB, with a spindle speed >50,000rpm and accept drill bits of shank D<=3.175mm	-	115	-	130
84659600	Splitting, slicing or paring machines	25	2.031	22	33.189
84659910	Lathes	-	700	-	248
84659950	machines for deburring the surfaces of PCB/PWB during manufacture, machines for scoring & laminating presses for PCB/PWB/substrates,	-	45	-	327
84659960	Oth machine tools for working wood, cork, bone/similar hard materials, electrically operated	724	1.587	20.457	34.043
84659990	Oth machine tools for working wood, cork, bone/similar hard materials, not electrically operated	-	22	-	150
84661010	Tool holder & self-opening diehead for machines of 84569010, 84569020/84603110/84659110/84659210/84659510/84659950	6.985	15.553	56.985	132.024
84661090	Tool holder & self-opening diehead for machines of 8456901084569020/84603110/84659110/84659210/84659510/84659950	2.447	26.939	50.481	725.354
84662010	Work holders for machines of 85469010, 84569020, 84603110, 84659110, 84659210, 84659510, 84659950	-	7	-	200
84662090	Work holders for machines other than of 85469010, 84569020, 84603110, 84659110, 84659210, 84659510, 84659950	168.324	297.075	1.233.281	1.832.404
84663000	Dividing heads and other special attachments for machines	1.018	1.684	20.092	40.448
84669100	Parts for machines of heading 8464	0	6.941	1.401	21.810
84669200	Parts for machines of heading 8465	-	12	-	4.001
84669330	Parts for machines of subheading 84561110, 84561210, 84562000, or 84563000, of a kind used solely or principally for the manufacture of printed circuits, printed circuit assemblies, parts of machines of heading 8517, or parts of automatic data processing machines of heading 8471; for machines of subheading 845710, 84589100, 84592100, 84592910, 84596100, 84596910, or 84615000, of a kind used solely or principally for the manufacture of parts of machines of heading 8517, or parts of automatic data processing machines of heading 8471	-	2	-	98
84669340	Parts for machines of subheading 84565000	-	12	-	19
84669390	Oth parts & accessories for machines of head 8456 to 8461 other than subhead 84564010, 84569020 or 84603110	5.739	27.750	234.042	1.133.994
84669400	Machine-tools; parts and accessories, for the machines of heading no. 8462 or 8463, n.e.c. in heading no. 8466	1	66.337	973	843.289
84671100	Tools for working in the hand pneumatic rotary type (including combined rotary-percussion)	193	1.906	28.176	202.827

Tabel 3 : Ekspor Indonesia menurut Komoditi (Kode HS 8 digit)

Mei 2022

Kode H S	Uraian golongan barang	Berat bersih (Kg)		Nilai F.O.B. (U S \$)	
		Bulan ini	Kumulatif	Bulan ini	Kumulatif
(1)	(2)	(3)	(4)	(5)	(6)
84671900	Tools for working in the hand pneumatic other rotary tipe (including combined rotary-percussion)	33.578	34.840	227.104	272.530
84672100	Drills of all kinds with self-contained electric motor	492	3.812	1.963	22.312
84672200	Saws with self-contained electric motor	40	146	100	1.319
84672900	Tools; for working in the hand, with self-contained electric motor; other than saws and drills	32.756	163.737	703.789	3.435.444
84678100	Chains saws with self-contained electric motor	500	4.519	829	3.246
84678900	Tools; for working in the hand, (other than chain saws), hydraulic or with self-contained non-electric motor, (not pneumatic)	405	62.053	59.148	928.688
84679110	Part of chains saws of electro-mechanical type	-	4	-	270
84679190	Other part of chains saws of electro-mechanical type	-	108	-	344
84679200	Parts of tools working in the hand of pneumatic	1	58	30	3.050
84679910	Other parts of tools of goods of drills, saws & all kinds non-electric motor	954	14.186	4.869	68.952
84679990	Other parts of tools of goods of other than drills, saws and all kinds, non-electric motor	1.660	23.170	9.118	58.711
84682010	Hand-operated (not hand-held) gas welding or brazing appliances for metal	-	2.899	-	4.577
84682090	Other hand-operated (not hand-held) gas welding or brazing appliances for other than metal	42	113	8.663	10.067
84688000	Machinery and apparatus; for soldering, brazing or welding, whether or not capable of cutting, n.e.c. in heading no. 8468	-	2	-	265
84689090	Parts of goods of gas welding or brazing appliances for other than metal	1.220	6.849	50.203	301.274
84701000	Electronic calc,pocket-size data recording, reproducing and displaying machines with calculating functions	57	4.756	623	5.054
84702900	Calculating machines; electronic, (not incorporating a printing device), needing an external power source	1	96	10	174
84703000	Calculating machines; non-electronic	-	545	-	22.290
84705000	Cash register	4.620	54.461	122.861	1.487.503
84709090	Ticket-issuing machines and similar machines	12.411	79.807	942.696	6.398.448
84713020	Laptops including notebooks and subnotebooks	5.448	185.231	617.583	18.621.420
84713090	Oth portable automatic data processing machines, weighting<= 10 kg	1.772	7.574	134.286	648.483
84714110	Personal computers exclud portable computer,CPU& I/O unitwhether or not combined	352	1.829	5.710	65.553
84714190	Other PC excluding portable computer,CPU& I/O unit whether or not combined	258.237	1.308.442	12.446.930	60.997.187
84714910	Personal computers in the form of systems exclud portablecomputers (laptop/notebook)	55	1.890	11.553	49.585
84714990	Other personal computers in the form of systems excluding portable computers (laptop/notebook)	346	3.680	63.204	539.297
84715010	Processing units for personal (incl. portable) computersnot comprising & not presented in the form systems systems	2.315	22.866	217.796	1.507.533
84715090	Oth processing unit for personal comp.(excl.portable comp) not comprising & not presented in the form systems systems	19.520	33.805	2.635.143	4.157.839
84716030	Computer keyboards	456	5.570	61.910	439.120
84716040	Mouses, light pens, joysticks, track balls, and touch sensitive screens	33.873	181.357	1.809.812	9.997.213
84716090	Other input or output units, whether or not containing storage units in the same housing	5.136	113.394	331.842	4.545.367
84717020	Hard disk drive	491	4.896	47.087	490.577
84717030	Tape drive	11	213	8.619	103.205
84717040	Optical disk drives, including CD-ROM drives, DVD drives and CD-R drives	685	995	31.307	75.016
84717090	Storage units other than hard disk drives, tape drives, optical disk drives, including CD-ROM drives, DVD drives and CD-R drives	424	3.133	101.314	780.255

Tabel 3 : Ekspor Indonesia menurut Komoditi (Kode HS 8 digit)

Mei 2022

Kode H S	Uraian golongan barang	Berat bersih (Kg)		Nilai F.O.B. (U S \$)	
		Bulan ini	Kumulatif	Bulan ini	Kumulatif
(1)	(2)	(3)	(4)	(5)	(6)
84718010	Control and adaptor units	1.000	1.966	96.069	280.168
84718070	Sound cards or video cards	25	763	12.135	124.992
84718090	Other control units	276	1.390	44.214	243.510
84719010	Bar code readers	19.636	214.901	483.289	6.310.093
84719030	Electronic fingerprint identification systems	318	627	34.386	92.289
84719040	Other optical character readers	9	814	1.122	70.084
84719090	Other units of automatic data processing machines :	33.129	130.287	8.221.033	38.115.680
84721000	Duplicating machines	-	19	-	201
84729010	Automatic teller machines	-	20.035	-	722.772
84729049	Oth typewriters auto oth than printers of heading 8443	8.751	17.193	191.875	446.755
84729050	Word-processing machines	1.735	5.025	31.732	99.837
84729060	Other word-processing machines with electrically operated	110	134	8.628	9.072
84729090	Other word-processing machineswith not electrically operated	0	1.784	3	2.084
84732100	Parts of the electronic calculating machines of subheading 84701000, 84702100 or 84702900	60	856	1.319	20.347
84732900	Parts of the electronic calculating machines oth thansubheading 84701000, 84702100 or 84702900	889	17.413	125.719	1.386.554
84733010	Parts and accessories assembled printed circuit boards of the machines of heading 8471	60.934	360.613	7.509.124	39.728.229
84733090	Parts and accessories assembled other thanprinted circuit boards of the machines of heading 8471	626.380	3.432.830	5.440.049	37.229.241
84734000	Parts and accessories of the machines of heading 8472	2.262	28.718	1.057.103	5.840.648
84735010	Parts and accessories suitable for use with the machines of heading 8471	-	1	-	27
84735090	Parts and accessories suitable for use with the machines of heading 8470 and 8472	1.848	122.124	26.275	4.208.648
84741010	Sorting, screening, separating or washing machines electrically operated	12.946	18.544	51.262	66.529
84741020	Sorting, screening, separating or washing machines non electrically operated	-	2.302	-	75.002
84742019	Crushing or grinding machines stone electrically operatedfor other than stone	-	6.653	-	26.444
84742029	Crushing or grinding machines stone not electrically operated for other than stone	155	155	253	253
84743110	Concrete or mortar mixers electrically operated	2.955	32.703	7.880	59.297
84743120	Concrete or mortar mixers not electrically operated	7	4.013	7	4.257
84743219	Machines for mixing mineral substances with bitumen electrically operated of an output capacity > 80 t/h	-	150	-	800
84743229	Machines for mixing mineral substances with bitumen not electrically operated of an output capacity > 80 t/h	-	282	-	400
84743910	Other machines for mixing mineral substances with bitumen electrically operated	-	5.691	-	17.073
84748010	Machinery for agglomerating, shaping or moulding, for forming foundry moulds of sand electrically operated	1.790	5.985	200.465	227.920
84748020	Machinery for agglomerating, shaping or moulding, for forming foundry moulds of sand not electrically operated	-	20	-	22.050
84749000	Parts of machines of subheading 8474	3.040.498	19.377.716	9.431.858	57.229.155
84751000	Machines for assembling electric or electronic lamps, tubes or valves or flashbulbs, in glass envelopes	-	173	-	8.011
84752900	Machines; for manufacturing or hot working glass or glassware, not for making optical fibres and preforms thereof	4.182	4.182	217.170	217.170
84759090	Parts of machines of subheading 8475 other than subheading 84752100	320	320	378	378
84762100	Automatic beverage-vending machines incorporating heating or refrigerating devices	3.500	10.500	27.270	81.810
84762900	Machines; automatic beverage-vending machines, not incorporating heating or refrigerating devices	1	1	20	20
84769090	Parts of automatic goods-vending machines other than money changing machines	196.895	914.287	1.379.129	7.245.498
84771010	Injection machines for moulding rubber	327	20.327	3.082	105.711

Tabel 3 : Ekspor Indonesia menurut Komoditi (Kode HS 8 digit)

Mei 2022

Kode H S	Uraian golongan barang	Berat bersih (Kg)		Nilai F.O.B. (U S \$)	
		Bulan ini	Kumulatif	Bulan ini	Kumulatif
(1)	(2)	(3)	(4)	(5)	(6)
84771031	Injection machines for palstics, poly (vinyl chloride)	89.680	135.049	220.708	300.450
84771039	Other injection machines for palstics	2.910	129.682	3.086	954.148
84772020	Extruders machine for plastics	1.200	4.077	10.714	13.411
84773000	Blow moulding machines	2.053	3.126	47.040	93.374
84774010	Vacuum machines for moulding or forming rubber	-	109.792	-	618.264
84775910	Other machines for moulding or forming rubber	207	5.843	488	174.003
84775920	Other machines for moulding or forming plastics	-	210	-	295
84778010	Other machine for working rubber/products from rubber, electrically operated	-	26.020	-	86.441
84778031	Lamination presses for the manufacture of PCB/PWBelectrically operated	-	325	-	289
84778039	Oth lamination presses for plastics/products from plastics, electrically operated	9.661	54.607	52.680	287.229
84779010	Parts of machine for working rubber/products from rubber, electrically operated	981	18.992	18.923	212.185
84779020	Parts of machine for working rubber/products from rubber, not electrically operated	305	437	7.448	12.707
84779032	Parts of lamination presses for the manufacture of PCB/PWBelectrically operated	692	5.633	45.865	211.921
84779039	Parts of electric machine for working plastic&productsoth than lamination presses for manufacture of PCB/PWB	316	23.980	46.546	300.413
84779040	Parts of non-electric machine for working plastics/products from plastics materials	600	2.254	26.198	30.591
84781010	Machines for preparing or making up tobacco,electrically operated	17.342	113.442	542.629	7.232.594
84781020	Machines for preparing or making up tobacco, not electrically operated	675	88.339	6.750	1.034.938
84789000	Parts of machinery for preparing or making up tobacco that not specified or included machines elsewhere in this Chapter	1.860	13.481	151.264	446.610
84791010	Machines for public works/building/the like, electrically operated	5.172	66.982	233.425	992.979
84791020	Machines for public works/building/the like, not electrically operated	-	1.860	-	15.925
84792010	Machines for the extraction/preparation of animal/fixed vegetable fats or oils, electrically operated	18.833	18.841	76.160	76.460
84793000	Presses for the manufacture of particle board or fibre building board of wood or other ligneous materials and other machinery for treating wood or cork	14.470	30.511	45.359	59.013
84794020	Rope or cable-making machines, not electrically operated	20	20	7.408	7.408
84795000	Industrial robots machines,not elsewhere specified/included	-	1.193	-	33.426
84796000	Machines evaporative air coolers	55	5.555	1	68.671
84797100	Passenger boarding bridges of kind a used in airports	-	123.360	-	663.000
84797900	Machinery and mechanical appliances; passenger boarding bridges, other than of a kind used in airports	-	130.699	-	1.298.595
84798110	Machines for treating metal, including electric wire coilwinders, electrically operated	776.316	777.952	14.215.146	14.234.573
84798120	Machines for treating metal, including electric wire coilwinders, not electrically operated	66.752	120.522	302.196	758.196
84798210	Mixing, kneading, crushing, grinding, screening, sifting, homogenising, emulsifying/stirring machines, electically operated	26.667	85.577	262.260	1.511.687
84798220	Mixing, kneading, crushing, grinding, screening, sifting, homogenising, emulsifying/stirring machines, not elect. operated	20.001	20.395	10.010	13.028
84798910	Automated machines for the placement or the removal of components or contact elements of a kind used solely or principally for the manufacture of printed circuit assemblies	3.330	9.333	9.397	63.935

Tabel 3 : Ekspor Indonesia menurut Komoditi (Kode HS 8 digit)

Mei 2022

Kode H S	Uraian golongan barang	Berat bersih (Kg)		Nilai F.O.B. (U S \$)	
		Bulan ini	Kumulatif	Bulan ini	Kumulatif
(1)	(2)	(3)	(4)	(5)	(6)
84798950	Machines for assembling CPU daughter boards in plastic cases or housings; apparatus for the regeneration of chemical solutions used in the manufacture of PCB; equipment for mechanically cleaning the surfaces of PCB during manufacturing; registration equipment for the alignment of PCB or PCA in the manufacturing process	-	4.054	-	41.622
84798961	Electrically operated automatic service-vending machines	-	1.672	-	76.179
84798969	Electrically operated non-automatic service-vending machines	56.279	6.984.122	989.791	5.943.058
84798970	Non-electrically operated automatic service-vending machines	15.922	585.875	233.242	14.600.497
84799010	Non-electrically operated non-automatic service-vending machines	3	14.687	165	126.833
84799050	Parts of goods of subheading 84798910	5	24.113	19.353	363.253
84799090	Parts of goods of subheading 84798950	102.330	502.862	2.254.353	12.093.031
84801000	Moulding boxes for metal foundry	5	3.825	20	127.177
84802000	Mould bases	4.904	39.043	110.026	293.045
84803090	Moulding patterns of other materials	1.317	19.915	249.463	1.079.169
84804100	Moulds for metal/metal carbides injection or compression types	8.919	43.306	420.471	1.451.112
84804900	Moulds; for metal or metal carbides, other than injection or compression types	12.764	41.463	206.429	1.143.447
84806000	Moulds for mineral materials	25.801	787.402	21.325	666.822
84807110	Moulds for footwear soles, injection or compression types	744	9.404	852	225.259
84807190	Other moulds for rubber plastics, injections types	7.377	301.910	288.809	1.394.475
84807910	Moulds for footwear soles, not injection/compression types	193	36.400	280	485.799
84807990	Other moulds for rubber plastics, not injections types	7.821	69.320	265.784	1.333.022
84811011	Sluice / gate valves with 5 cm ? internal diameter ? 40 cm	114	115	165	488
84811019	Other sluice / gate valves of iron or steel	1.196	21.947	33.837	434.326
84811021	Sluice / gate valves of copper/copper alloy an internal diameter<= 2,5 cm	268	2.607	290	133.751
84811022	Sluice / gate valves of copper/copper alloy an internal diameter > 2,5 cm	-	2	-	268
84811091	Sluice / gate valves of plastics, 1 cm<=internal diameter<=2,5 cm	0	2	14	85
84811099	Other taps, cocks, valves & similar appliances for pipes, boiler shells, tanks, vats or the like	79.061	590.067	1.297.857	9.119.400
84812011	Manually operated sluice or gate valves of iron or steel with inlet or outlet of an internal diameter exceeding 5 cm but not exceeding 40 cm	20	87	3.384	19.647
84812019	Manually operated sluice or gate valves of other than iron or steel with inlet or outlet of an internal diameter exceeding 5 cm but not exceeding 40 cm	3	40	2.042	2.503
84812020	Sluice/gate valves of copper/alloy 1 cm ? int.diam ? 2,5 cm of plastics 1 cm<=int.diam<=2,5 cm for oleohydr/pneumatic	-	3.245	-	46.270
84812090	Other sluice/gate valves for oleohydraulic or pneumatic	135.694	801.059	1.636.110	11.332.566
84813010	Swing check-valves, of cast iron, with 4 cm<=an inlet of internal diameter ?60 cm	238.446	1.312.049	3.032.657	16.828.486
84813020	Swing check-valves of copper or copper alloys, with an internal diameter<= 2.5 cm	-	49	-	387
84813040	Swing check-valves of plastics, with 1 cm<=internal diameter<=2,5 cm	-	10	-	187
84813090	Other swing check-valves, of cast iron, with 4 cm<=an inlet of internal diameter ?60 cm	101	15.459	8.639	472.522
84814010	Safety or relief valves of copper or copper alloys,with an internal diameter of<=2.5 cm	-	1.004	-	14.635
84814090	Other safety or relief valves	3.949	26.093	107.949	899.872
84818011	Valves for inner tubes of copper or copper alloys	7.662	35.439	71.485	356.726
84818012	Valves for inner tubes of other materials	48	32.747	1.141	233.855
84818013	Valves for tubeless tyres of copper or copper alloys	19	19	113	113
84818014	Valves for tubeless tyres of other materials	77	137	23.569	26.125

Tabel 3 : Ekspor Indonesia menurut Komoditi (Kode HS 8 digit)

Mei 2022

Kode H S	Uraian golongan barang	Berat bersih (Kg)		Nilai F.O.B. (U S \$)	
		Bulan ini	Kumulatif	Bulan ini	Kumulatif
(1)	(2)	(3)	(4)	(5)	(6)
84818021	Liquefied Petroleum Gas (LPG) cylinder valves of copper or copper alloys with inlet/outlet internal diameters<=2.5 cm	-	1.376	-	12.203
84818022	Liquefied Petroleum Gas (LPG) cylinder valves of copper or copper alloys with inlet/outlet internal diameters > 2.5 cm	-	2	-	300
84818030	Cocks and valves, whether or not fitted with piezo-electric igniters, for gas stoves or ranges	435	3.696	3.910	47.448
84818049	Aerated or carbonated liquid bottle valves; valves for gas operated beer dispensing units, of other than plastics, with an internal diameter of not less than 1 cm and not more than 25 cm	250	554	2.155	33.530
84818059	Mixing taps and valves, of other than plastics, with an internal diameter of not less than 1 cm and not more than 25 cm	3.947	107.700	130.417	1.667.431
84818061	Manually operated gate valves of cast iron with 5 cm<=an internal diameter<=40 cm	-	122	-	11.783
84818062	Butterfly valves, of cast iron, with an internal diameter of 8 cm or more	94.607	380.826	1.513.158	5.815.267
84818063	Other water pipeline valves	1.444	6.377	3.107	10.703
84818065	Hog nipple waterers; of plastics and more than 25 cm in internal diameter	-	158	-	6.768
84818067	Nipple joint valves; of plastics and more than 25 cm in internal diameter	315	838	1.611	27.869
84818072	Ball valves; of plastics and more than 25 cm in internal diameter	443	3.564	10.363	29.643
84818073	Gate valves, manually operated, of iron or steel; having inlet and outlet internal diameters of more than 5 cm but not more than 40 cm	39.545	562.707	506.185	4.486.894
84818077	Gate valves, manually operated, of iron or steel; having inlet and outlet internal diameters of not more than 5 cm	1.778	6.050	55.729	192.602
84818079	Manifold valves; of plastics and more than 25 cm in internal diameter	-	1.012	-	7.915
84818081	Pneumatically controlled valves; of plastics and of not less than 1 cm and not more than 25 cm in internal diameter	-	528	-	20.357
84818082	Pneumatically controlled valves; of plastics and more than 25 cm in internal diameter	303	1.049	8.604	34.970
84818083	Fuel cut-off valves for vehicles of heading 8702, 8703 or 8704, with an inlet internal diameter of less than 1 cm of plastic	13	34	4.638	5.730
84818093	Fuel cut-off valves for vehicles of heading 8702, 8703 or 8704, of other material	11	37	52	4.039
84818094	Other valves of plastics; with an inlet internal diameter of less than 1 cm	-	185	-	24.003
84818095	Other valves of plastics; with an inlet internal diameter not less than 1 cm and not more than 25 cm	-	4	-	1.715
84818097	Other valves of plastics, manually operated, weighing less than 3 kg, surface treated or made of stainless steel or nickel	-	859	-	152.717
84818098	Water taps of copper or copper alloy with an internal diameter 25 cm or less	235	1.449	5.178	29.632
84818099	Water taps of copper or copper alloy with an internal diameter more than 25 cm	59.791	471.287	1.501.792	6.657.887
84819010	Housings for sluice or gate valves with inlet or outlet of an internal diameter exceeding 50 mm but not exceeding 400 mm	6.996	87.128	125.442	1.080.586
84819021	Bodies, for water taps	13.851	136.145	178.742	1.174.863
84819023	Bodies, other than for water taps and LPG cylinder valves	2.111	12.101	27.281	153.577
84819029	Other parts for taps, cocks, valves (excluding inner tube valves and valves for tubeless tyres) and similar appliances of 25 mm or less in internal diameter	1.854	14.172	93.125	403.466
84819039	Valve bodies or stems of inner tube or tubeless tyre valves; other than of copper or copper alloys	8.901	91.998	191.939	1.905.257
84819049	Valve cores of inner tube or tubeless tyre valves; other than of copper or copper alloys	432	10.622	10.268	92.687

Tabel 3 : Ekspor Indonesia menurut Komoditi (Kode HS 8 digit)

Mei 2022

Kode H S	Uraian golongan barang	Berat bersih (Kg)		Nilai F.O.B. (U S \$)	
		Bulan ini	Kumulatif	Bulan ini	Kumulatif
(1)	(2)	(3)	(4)	(5)	(6)
84819090	Other valve cores of inner tube or tubeless tyre valves	31.388	290.424	702.955	4.185.995
84821000	Ball bearings	479.447	3.158.859	9.789.845	65.912.301
84822000	Tapered roller bearings, including cone and tapered roller assemblies	39	685	66.548	398.852
84823000	Spherical roller bearings	1.403	7.244	10.971	103.833
84824000	Needle roller bearings, including cage and needle roller assemblies	106	390	10.306	12.383
84825000	Other cylindrical roller bearings, including cage and roller assemblies	247	682	12.207	46.169
84828000	Other bearings, including combined ball/roller bearings	95.548	612.422	177.957	1.643.386
84829100	Parts of ball/roller bearings; balls, needles and rollers	330.103	1.668.832	1.779.944	8.507.473
84829900	Parts of ball/roller bearings; other than balls, needles and rollers	5.655	67.422	193.467	1.127.621
84831010	Transmission shafts and cranks; for machinery of heading 8428 or 8430	6.870	27.703	31.805	619.074
84831024	Cam shafts and crank shafts for engines of vehicles of Chapter 87; for vehicles of heading 8711	83.908	803.220	1.137.908	19.049.942
84831025	Cam shafts and crank shafts for engines of vehicles of Chapter 87; for vehicles other than heading 8711 of a cylinder capacity <= 2.000 cc	18.673	743.507	215.252	5.903.582
84831026	Cam shafts and crank shafts for engines of vehicles of Chapter 87; for vehicles other than heading 8711 of a 2.000 cc < cylinder capacity <= 3.000 cc	118.992	254.530	832.472	1.787.287
84831027	Cam shafts and crank shafts for engines of vehicles of Chapter 87; for vehicles other than heading 8711 of a cylinder capacity > 2.000 cc	25.148	514.570	148.448	1.875.310
84831031	Transmission shafts and cranks; of an output <= 2.238 kW	-	3	-	424
84831039	Other transmission shafts and cranks	1.711	2.133	5.386	9.598
84831090	Other transmission shafts and cranks; for marine propulsion engines	92.984	558.289	1.232.890	7.303.769
84832020	Bearing housings, incorporating ball or roller bearings; for machinery of heading 8429 or 8430	-	360	-	2.493
84832030	Bearing housings, incorporating ball or roller bearings; for engines of vehicles of Chapter 87	14	21	5.631	5.717
84832090	Bearing housings, incorporating ball or roller bearings; other than for machinery of heading 8429/8430 and engines of vehicles of Chapter 87	1.722	9.316	4.864	50.907
84833030	Bearing housings, not incorporating ball or roller bearings; plain shaft bearings; for engines of vehicles of Chapter 87	16.110	88.954	230.926	1.451.131
84833090	Bearing housings, not incorporating ball or roller bearings; plain shaft bearings; other than for engines of vehicles of Chapter 87	72.123	348.599	826.431	3.431.023
84834020	Gears and gearing/wheels/chain sprockets & other transmission elements; ball/roller screws; gear boxes & other speed changers, including torque converters; for marine vessels	-	11.390	-	13.465
84834030	Gears and gearing/wheels/chain sprockets & other transmission elements; ball/roller screws; gear boxes & other speed changers, including torque converters; for machinery of heading 8429/8430	133.209	624.209	2.181.328	11.153.441
84834040	Gears and gearing/wheels/chain sprockets & other transmission elements; ball/roller screws; gear boxes & other speed changers, including torque converters; for engines of vehicles of Chapter 87	47.850	190.650	332.284	3.376.009
84834090	Other gears and gearing/wheels/chain sprockets & other transmission elements; ball/roller screws; gear boxes & other speed changers, including torque converters	180.985	774.660	753.334	5.010.841
84835000	Flywheels and pulleys, including pulley blocks	545.290	2.740.431	1.341.924	7.276.540
84836000	Clutches and shaft couplings (including universal joints)	26.595	118.131	414.079	1.342.139

Tabel 3 : Ekspor Indonesia menurut Komoditi (Kode HS 8 digit)

Mei 2022

Kode H S	Uraian golongan barang	Berat bersih (Kg)		Nilai F.O.B. (U S \$)	
		Bulan ini	Kumulatif	Bulan ini	Kumulatif
(1)	(2)	(3)	(4)	(5)	(6)
84839011	Toothed wheels, chain sprockets and other transmission elements presented separately; parts of goods of subheading 848310; for tractors of subheading 870110 or 870191 to 870195	12.216	28.509	29.732	81.850
84839013	Toothed wheels, chain sprockets and other transmission elements presented separately; parts of goods of subheading 848310; for other tractors of heading 8701	49.350	257.254	23.750	193.155
84839014	Toothed wheels, chain sprockets and other transmission elements presented separately; parts of goods of subheading 848310; for goods of heading 8711	61.858	490.632	795.191	15.190.214
84839015	Toothed wheels, chain sprockets and other transmission elements presented separately; parts of goods of subheading 848310; for other goods of Chapter 87	1	41	76	358
84839019	Toothed wheels, chain sprockets and other transmission elements presented separately; parts of goods of subheading 848310 other than of HS 84839011 - 84839015	11.662	59.348	70.919	403.464
84839091	Toothed wheels, chain sprockets and other transmission elements presented separately; parts of goods of subheading 848310; for tractors of subheading 870110 or 870191 to 870195	2.980	9.913	31.396	91.786
84839093	Toothed wheels, chain sprockets and other transmission elements presented separately; other than parts of goods of subheading 848310; for other tractors of heading 8701	-	11	-	72
84839095	Toothed wheels, chain sprockets and other transmission elements presented separately; other than parts of goods of subheading 848310; for other goods of Chapter 87	19.000	108.880	150.109	1.131.827
84839099	Toothed wheels, chain sprockets and other transmission elements presented separately; other than parts of goods of subheading 848310 other than of HS 84839091 - 84839055	187.515	952.758	1.640.032	8.914.029
84841000	Gaskets and similar joints of metal sheeting combined with other material or of two or more layers of metal	33.116	235.300	783.753	5.195.638
84842000	Mechanical seals	126.892	669.431	2.118.529	12.171.101
84849000	Other gaskets and similar joints of metal sheeting combined with other material or of two or more layers of metal; sets or assortments of gaskets and similar joints, dissimilar in composition, put up in pouches, envelopes or similar packings; mechanical seals	23.120	71.215	651.323	1.366.027
84859010	Parts of machines for additive manufacturing; of subheading 84852000	2	2	105	105
84861090	Machines and apparatus for the manufacture of boules or wafers n.e.c. in subheading 848610	3.530	3.704	90	127
84862039	Other etching and stripping equipment	1	2	15	19
84862099	Other machines and apparatus for the manufacture of semiconductor devices or of electronic integrated circuits	188	517	69.645	220.114
84863010	Apparatus for dry etching patterns on flat panel display substrates	-	18	-	50
84864020	Die attach apps,tape automated bonders,wire bonders&encapsulation equipt for the assem of semiconductors;automated machines for transport,handling&storage of semiconductor wafers,wafer cassettes,wafer box&oth materials for semiconductor devices	-	23	-	221
84864030	Moulds for manufacture of semiconductor devices	3	66	58	4.058
84864050	Photomicrographic microscopes fitted with equipment specifically designed for the handling and transport of semiconductor wafers or reticles	-	2	-	85
84864090	Other machines and apparatus specified in Note 11 ©	2	2	2.176	2.176
84869014	Tool holders and self-opening dieheads; work holders; dividing heads and other special attachments for machine-tools	-	20	-	19.558

Tabel 3 : Ekspor Indonesia menurut Komoditi (Kode HS 8 digit)

Mei 2022

Kode H S	Uraian golongan barang	Berat bersih (Kg)		Nilai F.O.B. (U S \$)	
		Bulan ini	Kumulatif	Bulan ini	Kumulatif
(1)	(2)	(3)	(4)	(5)	(6)
84869015	Other parts and accessories of machines for sawing monocrystal semiconductor boules into slices, or wafers into chips	-	250	-	180.551
84869019	Parts and accessories of machines and apparatus for the manufacture of semiconductor devices or of electronic integrated circuits other than of hs codes 84869021-84869028	-	60	-	2.640
84869024	Tool holders and self-opening dieheads; work holders; dividing heads and other special attachments for machine-tools of of spraying appliances for etching, stripping or cleaning	-	45	-	175
84869025	Oth parts and accessories of spraying appliances for etching, stripping/cleaning semiconductor wafers; of apps for wet etching, developing, stripping/cleaning semiconductor wafers; of dry etching patterns on semiconductor materials	-	4	-	189
84869026	Tool holders and self-opening dieheads; workholders; dividing heads and other special attachments for machine-tools of dicing machines for scribing or scoring semiconductor wafers	-	102	-	783
84869027	Other parts and accessories of dicing machines for scribing or scoring semiconductor wafers; of lasercutters for cutting tracks in semiconductor production by laser beam; of machines for bending, folding and straightening semiconductor leads	-	1.230	-	16.475
84869033	Other parts and accessories of apparatus for wet etching, developing, stripping or cleaning flat panel displays	-	509	-	1.077
84869042	Parts and accessories of die attach apparatus, tape automated bonders, wire bonders and of encapsulation equipment for assembly of semiconductors	131	236	57.806	119.585
84869043	Parts and accessories of automated machines for the transport, handling and storage of semiconductor wafers, wafer cassettes, wafer boxes and other materials for semiconductor devices	-	1	-	53
84869049	Parts and accessories of machines or apparatus specified in Note 11 (C) to this Chapter, n.e.c. in subheading 848690.4	1.357	10.914	597.029	1.999.274
84871000	Ships' or boats' propellers and blades therefor	1.481	84.461	57.003	2.885.229
84879000	Other machinery parts, not containing electrical connectors, insulators, coils, contacts or other electrical features, not specified or included elsewhere in this Chapter	61.034	327.809	320.888	3.532.546
85011021	Of a kind used for the goods of heading 8415, 8418, 8450, 8509 or 8516 parts and accessories of machines for sawing monocrystal semiconductor boules into slices, or wafers into chips	1.529	4.426	14.498	68.526
85011022	Other, of an output not exceeding 5 W parts and accessories of machines for sawing monocrystal semiconductor boules into slices, or wafers into chips	10	200	2.862	13.840
85011029	Other stepper motors of an output not exceeding 375 W	71.997	449.415	2.199.776	14.271.749
85011041	Of a kind used for the goods of heading 8415, 8418, 8450, 8509 or 8516 parts and accessories of machines for sawing monocrystal semiconductor boules into slices, or wafers into chips	24	895	541	21.286
85011049	Other DC motors; other than used for the goods of heading 8415, 8418, 8450, 8509 or 8516; of an output not exceeding 375 W	612.289	4.020.400	9.510.125	63.987.511
85011051	Of a kind used for the goods of heading 8415, 8418, 8450, 8509 or 8516 parts and accessories of machines for sawing monocrystal semiconductor boules into slices, or wafers into chips	-	1	-	2
85011059	Stepper motors; other than used for the goods of heading 8415, 8418, 8450, 8509 or 8516	-	653	-	94.960

Tabel 3 : Ekspor Indonesia menurut Komoditi (Kode HS 8 digit)

Mei 2022

Kode H S	Uraian golongan barang	Berat bersih (Kg)		Nilai F.O.B. (U S \$)	
		Bulan ini	Kumulatif	Bulan ini	Kumulatif
(1)	(2)	(3)	(4)	(5)	(6)
85011060	Other motors including universal (AC/DC) motors; spindle motors	13.568	82.877	377.754	2.473.234
85011091	Of a kind used for the goods of heading 8415, 8418, 8450, 8509 or 8516 parts and accessories of machines for sawing monocrystal semiconductor boules into slices, or wafers into chips	12	25	14	469
85011099	Other motors including universal (AC/DC) motors; other than used for the goods of heading 8415, 8418, 8450, 8509 or 8516	641	56.558	20.672	1.105.765
85012019	Universal AC/DC motors of an output not exceeding 1 kW other than; of a kind used for the goods of heading 8415, 8418, 8450, 8509 or 8516	42.000	42.000	126.427	126.427
85012029	Universal AC/DC motors of an output exceeding 1 kW other than; of a kind used for the goods of heading 8415, 8418, 8450, 8509 or 8516	180	229	8.471	8.819
85013130	Parts and accessories motors of a kind used for the goods of heading 8415, 8418, 8450, 8509 or 8516	919	2.044	15.461	37.136
85013160	Parts and accessories motors of a kind used for vehicles in chapter 87	3.731	6.685	68.106	119.781
85013170	DC motors of an output not exceeding 750 W of a kind used other than for HS Codes 85013130 & 85013160	163.085	1.246.650	1.882.075	15.014.016
85013180	Parts and accessories generators	31.510	40.863	15.357	68.154
85013221	Motors of a kind used for the goods of heading 8415, 8418, 8450, 8509 or 8516 parts and accessories of machines for sawing monocrystal semiconductor boules into slices, or wafers into chips	46	92	735	1.470
85013225	Other motors of an output exceeding 750 W but not exceeding 375 kW	201	6.365	6.876	164.538
85013226	Generators parts and accessories of machines for sawing monocrystal semiconductor boules into slices, or wafers into chips	-	808	-	5.320
85013232	Other motors of an output exceeding 375 kW but not exceeding 75 kW	-	58	-	200
85013233	Generators parts and accessories of machines for sawing monocrystal semiconductor boules into slices, or wafers into chips	-	198	-	1.180
85013390	Parts and accessories of an output exceeding 75 kW but not exceeding 375 kW other than used for vehicles in chapter 87	2	2	1.601	1.601
85014011	AC motors, single-phase of an output not exceeding 1 kW; of a kind used for the goods of heading 8415, 8418, 8450, 8509 or 8516	-	1	-	2
85014019	AC motors, single-phase of an output not exceeding 1 kW other than; of a kind used for the goods of heading 8415, 8418, 8450, 8509 or 8516	43	291	1.811	4.364
85014021	AC motors, single-phase of an output exceeding 1 kW of a kind used for the goods of heading 8415, 8418, 8450, 8509 or 8516	37	618	364	15.863

Tabel 3 : Ekspor Indonesia menurut Komoditi (Kode HS 8 digit)

Mei 2022

Kode H S	Uraian golongan barang	Berat bersih (Kg)		Nilai F.O.B. (U S \$)	
		Bulan ini	Kumulatif	Bulan ini	Kumulatif
(1)	(2)	(3)	(4)	(5)	(6)
85014029	AC motors, single-phase of an output exceeding 1 kW other than; of a kind used for the goods of heading 8415, 8418, 8450, 8509 or 8516	232.964	1.030.393	1.263.339	5.384.410
85015111	AC motors, multi-phase; of an output not exceeding 750 W of a kind used for the goods of heading 8415, 8418, 8450, 8509 or 8516	125	4.885	1.058	24.547
85015119	AC motors, multi-phase; of an output not exceeding 750 W other than of a kind used for the goods of heading 8415, 8418, 8450, 8509 or 8516	900	1.031	100	17.320
85015219	AC motors, multi-phase; of an output not exceeding 1k W other than of a kind used for HS Codes 85015211 & 85015212	9	159	71	19.368
85015229	AC motors, multi-phase; of an output exceeding 1 kW but not exceeding 375 kW of a kind used for HS Codes 85015221 & 85015222	3.415	3.536	34.565	43.243
85015231	AC motors, multi-phase; of an output exceeding 375 kW but not exceeding 75 kW of a kind used for the goods of heading 8415, 8418, 8450	-	18	-	5.197
85015239	AC motors, multi-phase; of an output exceeding 375 kW but not exceeding 75 kW other than of a kind used for HS Code 85015231 & 85015232	20	665	10	3.811
85015310	AC motors, multi-phase; of an output not exceeding 75 kW of a kind used for vehicles in Chapter 87	-	25	-	8.274
85015390	AC motors, multi-phase; of an output not exceeding 75 kW other than of a kind used for vehicles in Chapter 87	433	1.556	2.904	12.057
85016120	AC generators (alternators), other than photovoltaic generators of an output exceeding 125 kVA	-	1.100	-	2.158

Tabel 3 : Ekspor Indonesia menurut Komoditi (Kode HS 8 digit)

Mei 2022

Kode H S	Uraian golongan barang	Berat bersih (Kg)		Nilai F.O.B. (U S \$)	
		Bulan ini	Kumulatif	Bulan ini	Kumulatif
(1)	(2)	(3)	(4)	(5)	(6)
85016300	AC generators (alternators), other than photovoltaic generators of an output exceeding 375 kVA but not exceeding 750 kVA	-	8.432	-	401.999
85021100	Generating sets with compression- ignition internal combustion piston engines (diesel or semi-diesel engines) of an output not exceeding 75 kVA	15.882	220.085	91.196	1.728.309
85021210	Generating sets with compression- ignition internal combustion piston engines (diesel or semi-diesel engines) of an output exceeding 75 kVA but not exceeding 125 kVA	-	7.330	-	36.780
85021220	Generating sets with compression- ignition internal combustion piston engines (diesel or semi-diesel engines) of an output exceeding 125 kVA but not exceeding 375 kVA	-	33.080	-	233.012
85021390	Generating sets with compression- ignition internal combustion piston engines (diesel or semi-diesel engines) of an 375 kVA < output < 12,500 kVA	52.947	184.396	60.423	470.253
85022010	Generating sets with spark -ignition internal combustion piston engines ; of an output not exceeding 75 kVA	-	268	-	426
85022030	Generating sets with spark -ignition internal combustion piston engines ; of an output exceeding 100 kVA but not exceeding 10,000 kVA	59.400	176.583	235	234.254
85022049	Generating sets with spark -ignition internal combustion piston engines ; of an 10,000 kVA < output < 12,500 kVA	18	2.506	509	6.855
85023920	Other generating sets ; other of an output exceeding 10 kVA but not exceeding 10,000 kVA	-	35.700	-	88.877
85023939	Other generating sets; other than wind-powered; of an 10.000 kVA < output <= 12.500 kVA	1.360	3.387	11.994	24.420
85024000	Electric rotary converters	6	31	2.700	3.411
85030090	Other parts suitable for use solely or principally with the machines of heading 8501 or 8502	71.189	771.876	2.061.034	18.609.994
85041000	Ballasts for discharge lamps or tubes	-	425	-	5.206
85042111	Instrument transformers with a power handling capacity <= 1 kVA and of a high side voltage of 110 kV or more; liquid dielectric transformers	12.751	60.489	171.595	809.694
85042119	Instrument transformers with a 1 kVA < power handling capacity <= 5 kVA and of a high side voltage of 110 kV or more; liquid dielectric transformers	-	210	-	2.479
85042193	Instrument transformers with a 5 kVA < power handling capacity <= 10 kVA and of a high side voltage of 66 kV or more, but less than 110 kV; liquid dielectric transformers	-	150	-	6.210
85042199	Instrument transformers with a 5 kVA < power handling capacity <= 10 kVA and of a high side voltage of less than 66 kV; liquid dielectric transformers	2.446	96.004	16.628	633.191
85042211	Of a high side voltage of 66 kV or more parts and accessories of machines for sawing monocrystal semiconductor boules into slices, or wafers into chips	-	576	-	59
85042219	Liquid dielectric transformers; having a power handling capacity exceeding 650 kVA but not exceeding 10,000 kVA; of a high side voltage of less than 66 kV	12	5.103	20	46.773
85042292	Of a high side voltage of 110 kV or more parts and accessories of machines for sawing monocrystal semiconductor boules into slices, or wafers into chips	33.567	189.963	739.198	4.090.645
85042299	Liquid dielectric transformers; having a power handling capacity exceeding 650 kVA but not exceeding 10,000 kVA; other than step-voltage regulators; of a high side voltage of less than 66 kV	62.224	268.976	349.248	1.391.381
85042310	Parts and accessories having a power handling capacity not exceeding 15,000 kva	36.676	105.753	324.022	832.767

Tabel 3 : Ekspor Indonesia menurut Komoditi (Kode HS 8 digit)

Mei 2022

Kode H S	Uraian golongan barang	Berat bersih (Kg)		Nilai F.O.B. (U S \$)	
		Bulan ini	Kumulatif	Bulan ini	Kumulatif
(1)	(2)	(3)	(4)	(5)	(6)
85042329	Liquid dielectric transformers having a power handling capacity exceeding 15,000 kVA ; otherthan not exceeding 20,000 kVA and exceeding 20,000 kVA but not exceeding 30,000 kVA	241.150	971.894	1.817.517	7.497.732
85043111	With a voltage rating of 110 kV or more parts and accessories of machines for sawing monocrystal semiconductor boules into slices, or wafers into chips	5.943	24.453	157.659	658.385
85043113	With a voltage rating of 1 kV or more, but less than 66 kV parts and accessories of machines for sawing monocrystal semiconductor boules into slices, or wafers into chips	3.156	19.309	32.451	193.456
85043119	Other transformers instrument potential transformers otherthan with a voltage rating of 110 kV or more ; 66 kV or more but less than 110 kV and 1 kV or more but less than 66 kV	3.067	22.104	98.369	825.765
85043121	Other transformers instrument current transformers ; Ring type current transformers with a voltage rating not exceeding 220 kV	254	2.187	29.778	163.780
85043122	Other transformers instrument current transformers ; otherthan Ring type current transformers with a voltage rating not exceeding 220 kV	-	14	-	110
85043124	With a voltage rating of 1 kV or more, but less than 66 kV parts and accessories of machines for sawing monocrystal semiconductor boules into slices, or wafers into chips	8.613	49.559	98.242	491.939
85043129	Other transformers instrument current transformers ; otherthan with a voltage rating of 110 kV or more ; of 66 kV or more but less than 110 kV and of 1 kV or more but less than 66 kV	54	131	3.174	16.063
85043140	Parts and accessories intermediate frequency transformers	29.383	144.756	267.760	1.761.055
85043191	Of a kind used with toys, scale models or similar recreational models parts and accessories of machines for sawing monocrystal semiconductor boules into slices, or wafers into chips	2	26	34	426
85043193	Step up/down transformers; slide regulators parts and accessories of machines for sawing monocrystal semiconductor boules into slices, or wafers into chips	558	3.118	13.193	70.425
85043199	Other transformers otherthan of a kind used with toys, scale models or similar recreational models ; other matching transformers and step up/down transformers ; slide regulators	37.681	277.728	718.838	7.666.067
85043219	Other transformers instrument transformer (potential and current) of a power handling capacity not exceeding 5 kVA ; otherthan matching transformers	59	611	1.073	8.188
85043220	Parts and accessories other, of a kind used with toys, scale models or similar recreational models	60	62	64	127
85043249	Other, of a power handling capacity not exceeding 10 kVA otherthan matching transformers	48	48	762	762
85043259	Other, of a power handling capacity exceeding 10 kVA otherthan matching transformers	5	5	420	420
85043399	Other transformers having a power handling capacity exceeding 16 kVA but not exceeding 500 kVA ; otherthan matching transformers	1.170	1.189	8.000	9.532
85043413	Other transformers having a power handling capacity exceeding 10,000 kVA and of a high side voltage of 66 kV or more ; otherthan matching transformers ; explosion proof dry type transformers	-	7.260	-	114.125
85043415	Explosion proof dry type transformers having a power handling capacity not exceeding 15,000 kVA	40	40	72	72
85043423	Explosion proof dry type transformers of a high side voltage of 66 kV or more	-	40	-	196
85043424	Other transformers of a high side voltage of 66 kV or more ; otherthan matching transformers ; explosion proof dry type transformers	39.677	248.342	633.179	3.892.838

Tabel 3 : Ekspor Indonesia menurut Komoditi (Kode HS 8 digit)

Mei 2022

Kode H S	Uraian golongan barang	Berat bersih (Kg)		Nilai F.O.B. (U S \$)	
		Bulan ini	Kumulatif	Bulan ini	Kumulatif
(1)	(2)	(3)	(4)	(5)	(6)
85044011	Parts and accessories uninterruptible power supplies (ups)	22	8.996	5.617	277.593
85044019	Static converters Inverters ; for automatic data processing machines and units thereof and telecommunications apparatus otherthan uninterruptible power supplies (UPS)	42.406	266.323	2.013.910	12.152.164
85044020	Static converters battery chargers having a rating exceeding 100 kVA	1.683	27.269	301.287	3.142.934
85044030	Static converters other rectifiers	4.009	22.942	331.842	1.528.311
85044040	Static converters Inverters	32.473	201.023	1.256.100	7.575.367
85044090	Other static converters other than of subheading 85044011, 85044019, 85044020, 85044030, 85044040	515.558	2.898.088	17.013.026	101.845.641
85045010	Inductors for power supplies for automatic data processing machines and units thereof, and for telecommunications apparatus	171.060	789.755	6.488.235	31.957.990
85045020	Chip type fixed inductors	6.193	29.132	1.655.335	7.969.488
85045093	Parts and accessories having a power handling capacity not exceeding 2,500 kva	269	3.160	39.032	331.420
85045094	Parts and accessories having a power handling capacity exceeding 2,500 kva but not exceeding 10,000 kva	-	1.182	-	27.772
85049010	Parts of goods of subheading 850410	433	443	47.482	48.227
85049020	Printed circuit assemblies for the goods of subheading 85044011, 85044019 or 85045010	146	689	128.085	184.692
85049031	Radiator panels; flat tube radiator assemblies of a kind used for distribution and power transformers for electrical transformers of a capacity not exceeding 10,000 kVA	12	102	2.800	5.771
85049039	Parts for electrical transformers of a capacity not exceeding 10000 kVA other than subheading 85049041	507	7.507	102.272	1.165.979
85049041	Radiator panels; flat tube radiator assemblies of a kind used for distribution and power transformers for electrical transformers of a capacity exceeding 10,000 kVA	76	6.207	4.982	78.586
85049049	Parts for electrical transformers of a capacity exceeding 10000 kVA other than subheading 85049049	25	26	505	585
85049090	Other parts of electrical transformers, static converters and inductors	109.411	536.413	3.181.739	18.893.945
85051100	Permanent magnets and articles intended to become permanent magnets after magnetisation of metal	333.174	1.399.915	2.602.876	11.663.773
85051900	Permanent magnets and articles intended to become permanent magnets after magnetisation of other than metal	1.871	9.505	9.499	68.968
85052000	Electro-magnetic couplings, clutches and brakes	63	1.450	2.684	24.168
85059010	Electro-magnets of a kind used solely or principally for magnetic resonance imaging apparatus other than electromagnets of heading 9018	1.552	3.888	20.621	55.420
85059090	Other electro-magnets, including parts	25.749	159.879	233.661	1.553.336
85061011	Primary cells and primary batteries; manganese dioxide; having an external volume <= 300 cm3; zinc-carbon	1.394.696	6.519.659	5.337.110	26.881.429
85061012	Primary cells and primary batteries; manganese dioxide; having an external volume <= 300 cm3; alkaline	778.084	1.938.447	4.641.581	11.021.003
85061019	Primary cells and primary batteries; manganese dioxide; having an external volume <= 300 cm3; other than zinc-carbon/alkaline	828.408	11.852.922	3.517.750	44.714.100
85061091	Primary cells and primary batteries; manganese dioxide; having an external volume > 300 cm3; zinc-carbon	-	1	-	1
85061099	Primary cells and primary batteries; manganese dioxide; having an external volume > 300 cm3; other than zinc-carbon	358	3.242	44.369	196.665
85063000	Primary cells and primary batteries; mercuric oxide	139	873	1.475	9.384
85064000	Primary cells and primary batteries; silver oxide	4.002	19.444	1.005.903	4.882.022
85065000	Primary cells and primary batteries; lithium	375.837	1.946.626	19.207.647	95.819.669
85066090	Primary cells and primary batteries; air-zinc; having an external volume > 300 cm3	1.989	16.698	7.440	20.933
85068030	Other primary cells and primary batteries; having an external volume <= 300 cm3	8	71.274	52	451.028
85068090	Other primary cells and primary batteries; having an external volume > 300 cm3	33.681	164.679	3.288.218	18.312.699

Tabel 3 : Ekspor Indonesia menurut Komoditi (Kode HS 8 digit)

Mei 2022

Kode H S	Uraian golongan barang	Berat bersih (Kg)		Nilai F.O.B. (U S \$)	
		Bulan ini	Kumulatif	Bulan ini	Kumulatif
(1)	(2)	(3)	(4)	(5)	(6)
85069000	Parts of primary cells and primary batteries	114.911	615.914	1.581.466	8.385.481
85071010	Lead-acid, used for starting piston engines; used for aircraft	68	130	632	669
85071092	Lead-acid, used for starting piston engines; other than for aircraft; nominal voltage of 6 V or 12 V, with a discharge capacity <= 200 Ah; of a height (excluding terminals and handles) <= 13 cm	1.650	13.719	10.904	1.067.776
85071095	Lead-acid, used for starting piston engines; other than for aircraft; nominal voltage of 6 V or 12 V, with a discharge capacity <= 200 Ah; 13 < height (excluding terminals and handles) <= 23 cm	116.865	1.316.703	351.973	3.585.566
85071096	Lead-acid, used for starting piston engines; other than for aircraft; nominal voltage of 6 V or 12 V, with a discharge capacity <= 200 Ah; of a height (excluding terminals and handles) > 23 cm	517.786	6.038.391	1.371.899	15.136.834
85071097	Lead-acid, used for starting piston engines; other than for aircraft; nominal voltage of 6 V or 12 V, with a discharge capacity > 200 Ah; of a height (excluding terminals and handles) <= 13 cm	5.167	32.563	34.574	197.471
85071098	Lead-acid, used for starting piston engines; other than for aircraft; nominal voltage of 6 V or 12 V, with a discharge capacity > 200 Ah; 13 < height (excluding terminals and handles) <= 23 cm	-	69	-	1.475
85071099	Lead-acid, used for starting piston engines; other than for aircraft; nominal voltage of 6 V or 12 V, with a discharge capacity > 200 Ah; of a height (excluding terminals and handles) > 23 cm	1.575.360	12.627.294	4.577.471	31.220.067
85072010	Other lead-acid accumulators; used for aircraft	-	24	-	500
85072094	Other lead-acid accumulators; other than for aircraft; nominal voltage of 6 V or 12 V, with a discharge capacity <= 200 Ah; of a height (excluding terminals and handles) <= 13 cm	64.039	363.662	168.485	919.678
85072095	Other lead-acid accumulators; other than for aircraft; nominal voltage of 6 V or 12 V, with a discharge capacity <= 200 Ah; 13 < height (excluding terminals and handles) <= 23 cm	220.357	1.140.425	596.162	2.991.130
85072098	Other lead-acid accumulators; other than for aircraft; nominal voltage of 6 V or 12 V, with a discharge capacity > 200 Ah; 13 < height (excluding terminals and handles) <= 23 cm	-	129	-	54.940
85072099	Other lead-acid accumulators; other than for aircraft; nominal voltage of 6 V or 12 V, with a discharge capacity > 200 Ah; of a height (excluding terminals and handles) > 23 cm	388	1.125	2.865	26.615
85073010	Nickel-cadmium; used for aircraft	-	62	-	1.200
85073090	Nickel-cadmium; used other than for aircraft	0	1.207	15	3.878
85075010	Nickel-metal hydride; used for aircraft	-	1	-	1
85075020	Nickel-metal hydride; used for vehicles in Chapter 87	20	20	40	40
85075090	Nickel-metal hydride; used other than for aircraft/vehicles in Chapter 87	739	7.702	18.725	127.779
85076031	Lithium-ion battery pack; used for laptops including notebooks and subnotebooks	1.289	6.822	357.442	1.759.212
85076032	Lithium-ion battery pack; used for aircraft	-	21	-	1.859
85076033	Lithium-ion battery pack; used for vehicles in Chapter 87	30	30	1.490	1.490
85076039	Lithium-ion battery pack; used other than for laptops including notebooks and subnotebooks/aircraft/vehicles in Chapter 87	45	46	75	80
85076090	Lithium-ion other than battery pack	230	67.150	40.494	1.043.182
85078019	Other accumulators; used for aircraft; other than nickel-iron	-	1.005	-	756
85078020	Other accumulators; used for laptops including notebooks and subnotebooks	2.825	40.279	46.619	242.399
85078091	Other accumulators; used for aircraft/laptops including notebooks and subnotebooks; nickel-iron	-	31	-	149

Tabel 3 : Ekspor Indonesia menurut Komoditi (Kode HS 8 digit)

Mei 2022

Kode H S	Uraian golongan barang	Berat bersih (Kg)		Nilai F.O.B. (U S \$)	
		Bulan ini	Kumulatif	Bulan ini	Kumulatif
(1)	(2)	(3)	(4)	(5)	(6)
85078099	Other accumulators; used for aircraft/laptops including notebooks and subnotebooks; other than nickel-iron	710.016	3.112.074	4.881.294	20.887.944
85079011	Parts of electric accumulators; plates; of goods of subheading 85071092, 85071095, 85071096, 85071097, 85071098 or 85071099	96	116	300	361
85079019	Parts of electric accumulators; plates; other than of goods of subheading 85071092/85071095/85071096/85071097/85071098/85071099/used for aircraft	151.722	721.153	467.894	2.180.889
85079092	Parts of electric accumulators; other than plates; battery separators, ready for use, of materials other than poly(vinyl chloride)	252.177	1.839.246	971.980	6.383.261
85079093	Parts of electric accumulators; other than plates; of goods of subheading 85071092, 85071095, 85071096, 85071097, 85071098 or 85071099	-	5	-	88
85079099	Parts of electric accumulators; other than plates	30.852	127.984	117.210	552.752
85081100	Vacuum cleaners; with self-contained electric motor; of a power <= 1,500 W and having a dust bag or other receptacle capacity not exceeding 20 l	897.907	5.060.003	6.332.034	35.991.350
85081910	Vacuum cleaners; with self-contained electric motor; of a kind suitable for domestic use	10	233	436	4.159
85081990	Vacuum cleaners; with self-contained electric motor; not suitable for domestic use	34	129	35	1.404
85086000	Other vacuum cleaners	204	27.607	6.584	225.066
85087010	Parts of vacuum cleaners of subheading 85081100 or 85081910	-	140	-	103
85087090	Parts of vacuum cleaners other than subheading 85081100 or 85081910	12.786	31.475	70.551	256.096
85094000	Food grinders and mixers; fruit or vegetable juice extractors	34.125	165.256	149.959	774.262
85098090	Electro-mechanical domestic appliances; other than floor polishers/kitchen waste disposers	84.174	546.677	6.435.906	41.039.211
85099010	Parts of floor polishers	-	8.305	-	77.679
85099090	Parts of electro-mechanical domestic appliances other than floor polishers	15.107	115.950	131.628	2.694.228
85101000	Shavers	217.972	1.127.842	8.447.036	43.632.123
85102000	Hair clippers	250.066	1.268.429	8.555.863	41.056.185
85103000	Hair-removing appliances	0	2	21	121
85109000	Parts of shavers, hair clippers and hair-removing appliances, with self-contained electric motor	59.537	460.554	2.088.729	13.601.979
85111010	Sparkling plugs suitable for aircraft engines	4	10	2.812	9.012
85111020	Sparkling plugs suitable for motor vehicles engines	11.208	76.859	224.434	1.772.190
85111090	Sparkling plugs suitable for other than aircraft/motor vehicle engines	67.279	436.455	1.694.955	12.381.096
85112010	Ignition magnetos; magneto-dynamos; magnetic flywheels; suitable for aircraft engines	3	55	93	4.267
85112021	Ignition magnetos; magneto-dynamos; magnetic flywheels; suitable for motor vehicle engines; unassembled	7.757	23.899	106.596	369.714
85112029	Ignition magnetos; magneto-dynamos; magnetic flywheels; suitable for motor vehicle engines; assembled	9.002	34.489	104.290	405.256
85112099	Ignition magnetos; magneto-dynamos; magnetic flywheels; suitable for other than aircraft/motor vehicle engines; assembled	-	7	-	57
85113041	Distributors; ignition coil; suitable for motor vehicle engines; unassembled	327	1.162	25.271	63.580
85113049	Distributors; ignition coil; suitable for motor vehicle engines; assembled	3.458	47.002	103.873	1.071.395
85113091	Distributors; ignition coil; suitable for other than aircraft/motor vehicle engines; unassembled	131	562	2.745	11.921
85113099	Distributors; ignition coil; suitable for other than aircraft/motor vehicle engines; assembled	405	5.439	8.778	133.343
85114010	Starter motors and dual purpose starter-generators; used for aircraft engines	28	56	41.000	41.200

Tabel 3 : Ekspor Indonesia menurut Komoditi (Kode HS 8 digit)

Mei 2022

Kode H S	Uraian golongan barang	Berat bersih (Kg)		Nilai F.O.B. (U S \$)	
		Bulan ini	Kumulatif	Bulan ini	Kumulatif
(1)	(2)	(3)	(4)	(5)	(6)
85114021	Other unassembled starter motors for engines of vehicles of heading 8702/8703/8704/8705	-	10	-	374
85114029	Other unassembled starter motors for engines of vehicles other than heading 8702/8703/8704/8705	503	2.753	36.759	189.976
85114032	Assembled starter motors for engines of vehicles of headings 8702/8703/8704	66.302	398.256	713.655	5.221.870
85114091	Dual purposes starter-generators for engines of vehicles of heading 8702/8703/8704/8705	-	5	-	112
85114099	Dual purposes starter-generators for engines of vehicles other than heading 8702/8703/8704/8705	7.911	105.356	88.854	1.384.543
85115010	Other generators used for aircraft engines	-	676	-	3.600
85115021	Other unassembled alternators for engines of vehicles of heading 8702/8703/8704/8705	8	50	63	2.477
85115029	Other unassembled alternators for engines of vehicles other than heading 8702/8703/8704/8705	4.189	8.002	5.059	11.012
85115032	Assembled alternators for engines of vehicles of heading 8702/8703/8704	37.460	312.590	594.953	3.741.562
85115091	Other generators for engines of vehicles of heading 8702/8703/8704/8705	195	1.104	2.615	14.784
85115099	Other generators for engines of vehicles other than heading 8702/8703/8704/8705	10.563	46.665	88.871	465.367
85118020	Other equipment used for motor vehicles engines	545	3.323	26.636	136.483
85118090	Other equipment used for other than aircraft or motor vehicles engines	3.421	17.190	79.326	459.104
85119010	Parts of electrical ignition/starting equipment/generators; used for aircraft engines	5	13	194	7.394
85119020	Parts of electrical ignition/starting equipment/generators; suitable for motor vehicles engines	110.896	613.186	1.217.676	6.673.040
85119090	Parts of electrical ignition/starting equipment/generators; other than for aircraft/motor vehicles engines	32.820	194.914	399.290	2.022.026
85121000	Lighting or visual signalling equipment of a kind used on bicycles	7	103	364	3.657
85122020	Unassembled lighting or visual signalling equipment	10.887	144.256	254.940	2.311.406
85122091	Assembled lighting or visual signalling equipment; for motorcycles	82.435	498.826	2.441.679	15.085.030
85122099	Assembled lighting or visual signalling equipment; other than for motorcycles	177.234	588.791	1.115.486	6.312.243
85123010	Horns and sirens, assembled	132.005	1.279.052	1.472.223	14.460.112
85123020	Unassembled sound signalling equipment	692	6.090	94.432	737.409
85123091	Assembled sound signalling equipment; obstacle detection (warning) devices for vehicles	773	5.140	72.255	519.055
85123099	Assembled sound signalling equipment; other than obstacle detection (warning) devices for vehicles	9.632	78.905	725.018	3.483.010
85124000	Windscreen wipers, defrosters and demisters	111.290	749.562	1.280.889	9.279.034
85129010	Parts of windscreen wipers/defrosters/demisters of goods subheading 851210	4.483	22.259	20.525	124.951
85129020	Parts of windscreen wipers/defrosters/demisters of goods subheading 851220/851230/851240	484.378	3.119.020	5.843.041	62.888.661
85131030	Miners' helmet lamps and quarrymen's lamps	-	96	-	75
85131090	Portable electric lamps; other than miners' helmet lamps and quarrymen's lamps	43.000	281.921	562.456	3.429.650
85139010	Parts of miners' helmet lamps or quarrymen's lamps	240	243	17.673	20.973
85139030	Parts of flashlight reflectors; flashlight switch slides of plastics	30	78	22	104
85139090	Parts of other portable electric lamps	14.424	27.052	59.463	85.639
85141900	Resistance heated furnaces and ovens; other than hot isostatic presses	798	3.278	9.431	42.356
85142020	Electric furnaces or ovens for the manufacture of printed circuit boards/printed wiring boards or printed circuit assemblies	-	1.613	-	15.520

Tabel 3 : Ekspor Indonesia menurut Komoditi (Kode HS 8 digit)

Mei 2022

Kode H S	Uraian golongan barang	Berat bersih (Kg)		Nilai F.O.B. (U S \$)	
		Bulan ini	Kumulatif	Bulan ini	Kumulatif
(1)	(2)	(3)	(4)	(5)	(6)
85142090	Furnaces and ovens functioning by induction or dielectric loss; other than electric furnaces or ovens for the manufacture of printed circuit boards/printed wiring boards or printed circuit assemblies	-	428	-	10.639
85143190	Electron beam furnaces other than for the manufacture of printed circuit boards/printed wiring boards or printed circuit assemblies	40	2.923	3.593	156.775
85143910	Other furnaces and ovens; for the manufacture of printed circuit boards/printed wiring boards or printed circuit assemblies	578	578	8.031	8.031
85143990	Other furnaces and ovens; other than for the manufacture of printed circuit boards/printed wiring boards or printed circuit assemblies	0	0	18	18
85144000	Other equipment for the heat treatment of materials by induction or dielectric loss	109	8.599	362	133.646
85149090	Parts of other equipment for the heat treatment of materials by induction or dielectric loss	0	444	160	7.919
85151100	Soldering irons and guns	8	222	88	1.250
85151919	Other machines and apparatus for soldering components on printed circuit boards/printed wiring boards :	-	13	-	290
85151990	Other brazing or soldering machines and apparatus	7	5.053	3.041	12.843
85152900	Machines and apparatus for resistance welding of metal; non-automatic	-	12.597	-	209.829
85153100	Machines and apparatus for arc (including plasma arc) welding of metals; fully or partly automatic	166	608	13.036	53.581
85153910	AC arc welders, transformer type	-	4.276	-	84.115
85153990	Machines and apparatus for arc (including plasma arc) welding of metals; non-automatic	20	5.773	150	140.656
85158010	Electric machines and apparatus for hot spraying of metals or sintered metal carbides	-	750	-	10.000
85158090	Other machines and apparatus	79	572	402	31.893
85159010	Parts of AC arc welders, transformer type	1.976	7.324	151.758	185.560
85159021	Parts of wave soldering machines	-	1	-	8
85159029	Parts of machines and apparatus for soldering components on printed circuit boards/printed wiring boards; other than parts of wave soldering machines	1	681	3	26.783
85159090	Other parts of machines and apparatus for soldering components on printed circuit boards/printed wiring boards	3.885	57.316	95.017	1.607.916
85161011	Water dispenser fitted only with water heater, for domestic use	5.522	37.314	11.192	45.818
85161019	Water dispenser fitted only with water heater; other than for domestic use	1.835	37.047	39.404	428.482
85161030	Immersion heaters	9	1.572	30	39.962
85162100	Storage heating radiators	14	23	300	310
85162900	Other electric space heating apparatus and electric soil heating apparatus	25.664	121.435	268.576	1.436.857
85163100	Hair dryers	9	227	177	1.558
85163200	Other hair-dressing apparatus	35	2.062	283	3.147
85164010	Electric smoothing irons; of a kind designed to use steam from industrial boilers	-	4	-	29
85164090	Other electric smoothing irons	375.713	2.493.847	5.028.076	34.390.833
85165000	Microwave ovens	28.840	88.337	145.247	1.356.599
85166010	Rice cookers	51.434	161.978	266.226	792.674
85166090	Other ovens; cookers, cooking plates, boiling rings, grillers and roasters :	141.646	677.578	877.465	5.155.789
85167100	Coffee or tea makers	1.109.943	7.315.699	15.530.470	100.918.947
85167200	Toasters	6	2.876	72	2.401
85167910	Kettles	41	2.130	617	1.166
85167990	Other electro-thermic appliances	4.539	98.024	133.895	3.057.398
85168010	Electric heating resistors for type-founding or type-setting machines; for industrial furnaces	1	79	11	3.377
85168030	Electric heating resistors for domestic appliances	3	2.841	20	1.356

Tabel 3 : Ekspor Indonesia menurut Komoditi (Kode HS 8 digit)

Mei 2022

Kode H S	Uraian golongan barang	Berat bersih (Kg)		Nilai F.O.B. (U S \$)	
		Bulan ini	Kumulatif	Bulan ini	Kumulatif
(1)	(2)	(3)	(4)	(5)	(6)
85168090	Other electric heating resistors	273	2.116	36.847	112.688
85169021	Sealed hotplates for domestic appliances	4	57	140	746
85169029	Other parts of goods of subheading 851633, 851650, 851660, 851671or 85167910 :	11.754	45.796	425.984	1.637.189
85169030	Parts of goods of subheading 851610	-	12	-	15
85169040	Parts of electric heating resistors for type-founding or type-setting machines	-	15	-	439
85169090	Other parts of electric heater appliances	102.634	546.028	1.251.585	7.439.808
85171100	Line telephone sets with cordless handsets	44.888	215.831	1.067.651	5.785.660
85171300	Smartphones	10.588	178.788	6.181.253	76.891.431
85171400	Other telephones for cellular networks or for other wireless networks	85	126	20.006	25.109
85171800	Other telephone sets	1.900	32.060	232.313	4.680.530
85176100	Base stations	2	131	20	28.694
85176210	Radio transmitters and radio receivers of a kind used for simultaneous interpretation at multilingual conferences	1.300	23.998	272.818	976.604
85176230	Telephonic or telegraphic switching apparatus	120.413	232.724	11.638.854	21.134.560
85176241	Modems including cable modems and modem cards	232.580	1.558.049	26.331.061	164.069.833
85176242	Concentrators or multiplexers	-	126	-	29.200
85176243	Control and adaptor units, including gateways, bridges, routers and other similar apparatus designed only for connection with automatic data processing machines of heading 8471	190.330	1.594.251	17.329.333	152.064.385
85176249	Other apparatus for carrier-current line systems or for digital line systems	6.461	55.037	1.571.742	13.043.519
85176251	Wireless LANs	300	6.058	762.051	5.012.469
85176252	Transmission and reception apparatus of a kind used for simultaneous interpretation at multilingual conferences	1	7	5	53
85176253	Other transmission apparatus incorporating reception apparatus for radio-telephony or radio- telegraphy	-	4	-	1.047
85176259	Other transmission apparatus incorporating reception apparatus other than of subheading 85176251, 85176252, 85176253, 85176259	5.491	22.425	1.057.442	4.340.164
85176261	Other transmission apparatus for radio-telephony or radio- telegraphy	-	991	-	207.728
85176269	Other transmission apparatus other than for radio-telephony or radio-telegraphy	24	6.352	6.311	923.126
85176291	Portable receivers for calling, alerting or paging and paging alert devices, including pagers	3.772	3.953	226.482	253.510
85176292	Portable receivers for radio-telephony or radio-telegraphy	-	24	-	12.544
85176299	Other portable receivers	78.369	356.467	17.503.081	62.019.082
85176900	Other apparatus for transmission or reception of voice, images or other data	11.943	50.779	2.749.875	11.038.677
85177100	Aerials and aerial reflectors of all kinds; parts suitable for use therewith	30	2.371	404	71.003
85177910	Parts of control and adaptor units including gateways, bridges and routers	39.109	133.479	5.810.155	20.049.498
85177921	Parts of transmission apparatus, oth than radio-broadcasting or TV transmission apparatus, or of portable receivers for calling, alerting/paging & paging alert devices; of cellular telephones	63.951	150.968	602.659	2.549.563
85177929	Parts of transmission apparatus, oth than radio-broadcasting or TV transmission apparatus, or of portable receivers for calling, alerting/paging & paging alert devices; oth than of cellular telephones	2.433	16.559	149.038	2.094.126
85177931	Other printed circuit boards, assembled; of goods for line telephony or line telegraphy	876	9.602	150.420	1.170.472
85177939	Other printed circuit boards, assembled; other than of goods for line/radio-telephony or line/radio-telegraphy	499	4.047	163.100	1.801.920
85177991	Other printed circuit boards, unassembled; of goods for line telephony or line telegraphy	-	488	-	23.546

Tabel 3 : Ekspor Indonesia menurut Komoditi (Kode HS 8 digit)

Mei 2022

Kode H S	Uraian golongan barang	Berat bersih (Kg)		Nilai F.O.B. (U S \$)	
		Bulan ini	Kumulatif	Bulan ini	Kumulatif
(1)	(2)	(3)	(4)	(5)	(6)
85177992	Other printed circuit boards, unassembled; of goods for radio-telephony or radio-telegraphy	4	15	234	342
85177999	Other printed circuit boards, unassembled; other than of goods for line/radio-telephony or line/radio-telegraphy	16.358	95.622	1.330.389	9.089.397
85181011	Microphones having a frequency range of 300 Hz to 3,400 Hz, with a diameter not exceeding 10 mm and a height not exceeding 3 mm, for telecommunication use	-	107	-	4.971
85181019	Other microphones, whether or not with their stands	2.511	18.173	91.800	524.189
85181090	Microphone stands	139	946	9.931	54.157
85182110	Single loudspeakers, mounted in their enclosures; box speaker type	311.993	1.681.544	2.762.901	15.539.466
85182190	Single loudspeakers, mounted in their enclosures; other than box speaker type	115.700	553.929	605.472	3.161.368
85182210	Multiple loudspeakers, mounted in the same enclosure; box speaker type	264.759	2.065.689	2.965.464	23.918.825
85182290	Multiple loudspeakers, mounted in the same enclosure; other than box speaker type	8.115	95.111	94.885	994.240
85182920	Loudspeakers, without enclosure, having a frequency range of 300 Hz to 3,400 Hz, with a diameter not exceeding 50 mm, for telecommunication use	11.701	104.165	196.627	1.702.438
85182990	Loudspeakers, without enclosure, having a frequency range of 300 Hz to 3,400 Hz, with a diameter exceeding 50 mm, for telecommunication use	535.647	4.057.463	3.916.382	29.479.888
85183010	Headphones	50	15.691	10.089	358.180
85183020	Earphones	1.460	22.461	55.709	1.312.108
85183040	Line telephone handsets	11.135	106.684	358.078	4.154.118
85183059	Other combined microphone/speaker sets; for goods other than subheading 85171300 and 85171400	54	177	838	10.684
85183090	Other than headphones/earphones/line telephone handsets/combined microphone and speaker sets	859	40.031	46.565	1.583.769
85184020	Audio-frequency electric amplifiers; used as repeaters in line telephony	2.334	53.208	90.329	2.461.566
85184030	Audio-frequency electric amplifiers; used as repeaters in telephony other than line telephony	-	1	-	6
85184040	Other audio-frequency electric amplifiers; having 6 or more input signal lines, with or without elements for capacity amplifiers	71	71	1.522	1.522
85184090	Other audio-frequency electric amplifiers	150.758	867.671	2.055.372	10.596.951
85185010	Electric sound amplifier sets; having a power rating of 240 W or more	38.465	208.908	500.083	2.906.908
85185020	Electric sound amplifier sets with loudspeakers, of a kind suitable for broadcasting, having a voltage rating of 50 V or more but not exceeding 100 V	-	610	-	24.585
85185090	Other electric sound amplifier sets	13.108	107.045	718.613	5.998.821
85189010	Parts of goods of subheading 85181011, 85182920, 85183040 or 85184020, including printed circuit assemblies	3	65	256	2.958
85189020	Parts of goods of subheading 85184040	263	789	98.880	356.141
85189030	Parts of goods of subheading 851821 or 851822	13.149	42.451	477.404	1.323.077
85189040	Parts of goods of subheading 85182990	-	15	-	124
85189090	Other parts of microphones&stands therefor; loudspeakers; headphones&earphones, and sets consisting of a microphone&loudspeakers; audio-frequency electric amplifiers; electric sound amplifier sets	40.583	179.953	1.257.328	5.993.253
85192010	Apparatus for sound recording or reproducing operated by coins, tokens, disc operated record players	3	52	1.564	3.237
85192090	Apparatus for sound recording or reproducing operated by banknotes, bank cards.	3	32	38	2.627
85193000	Turntables (record-decks)	125	2.016	235	7.915
85198110	Pocket-size cassette recorders, the dimensions of which do not exceed 170 mm x 100 mm x 45 mm	21	21	1.954	1.954

Tabel 3 : Ekspor Indonesia menurut Komoditi (Kode HS 8 digit)

Mei 2022

Kode H S	Uraian golongan barang	Berat bersih (Kg)		Nilai F.O.B. (U S \$)	
		Bulan ini	Kumulatif	Bulan ini	Kumulatif
(1)	(2)	(3)	(4)	(5)	(6)
85198120	Cassette recorders, with built-in amplifiers and one or more built-in loudspeakers, operating only with an external source of power	-	10	-	1.253
85198130	Compact disc players	516	1.139	20.615	35.164
85198149	Transcribing machines; other than for cinematography or broadcasting	125	560	7.104	43.383
85198162	Telephone answering machines	-	116	-	119
85198169	Other magnetic tape recorders incorporating sound reproducing apparatus, digital audio type	-	1	-	8
85198179	Other sound reproducing apparatus, cassette type; other than for cinematography or broadcasting	-	11	-	54
85198199	Other sound recording or reproducing apparatus; other than for cinematography or broadcasting	1	1	48	48
85198910	Cinematographic sound reproducers	2	15	55	734
85198940	Other sound reproducing apparatus	-	4	-	2.351
85198990	Sound recording or reproducing apparatus n.e.c. in heading 8519	1	97	243	1.280
85211090	Magnetic tape-type; ther than used in cinematography or television broadcasting	62	261	400	6.722
85219019	Laser disc players; other than used in cinematography or television broadcasting	15.012	67.606	338.483	2.122.045
85219099	Video recording or reproducing apparatus, whether or not incorporating a video tuner n.e.c. in heading 8521	628	814	34.174	40.959
85221000	Pick-up cartridges	4.563	85.585	323.930	3.082.282
85229030	Printed circuit board assemblies for cinematographic sound recorders or reproducers	-	1.939	-	102.670
85229040	Audio or video tapedecks and compact disc mechanisms	6.369	46.876	384.512	1.282.174
85229050	Audio or video reproduction heads, magnetic type; magnetic erasing heads and rods	98	716	5.014	38.291
85229091	Parts and accessories for cinematographic sound recorders or reproducers other than pick-up cartridges or PCB	34.357	157.279	13.260.606	69.289.609
85229092	Parts and accessories for answering machines other than pick-up cartridges or PCB	544	2.571	3.698	17.438
85229093	Other parts and accessories for goods of subheading 851981 or heading 8521	2	2	9	22
85229099	Other parts and accessories suitable for use solely or principally with the apparatus of heading 8519	2.434	13.078	22.250	93.743
85232110	Magnetic media; cards incorporating a magnetic stripe; unrecorded	40	263	679	6.468
85232190	Magnetic media; cards incorporating a magnetic stripe; recorded	24	1.040	703	16.235
85232911	Magnetic media; computer tapes; of a width <= 4mm; unrecorded	2	5	59	273
85232919	Magnetic media; other than computer tapes; of a width <= 4mm; unrecorded	10.121	57.131	74.831	452.291
85232929	Magnetic media; other than video tapes; of a width <= 4mm; recorded	1	31	90	3.011
85232931	Magnetic media; computer tapes; of a 4mm < width <= 65mm; unrecorded	-	70	-	808
85232939	Magnetic media; other than computer & video tapes; of a 4mm < width <= 65mm; unrecorded	-	1	-	20
85232949	Other magnetic tape; of a 4mm < width <= 65mm; recorded	1	14	46	1.159
85232969	Other magnetic tape > 65mm; unrecorded	-	1	-	4.701
85232971	Magnetic discs; unrecorded; computer hard disks and diskettes	234	466	35.668	99.335
85232979	Magnetic discs; unrecorded; other than computer hard disks and diskettes	8	104	449	2.026
85232981	Magnetic discs; recorded; used for reproducing phenomena other than sound or image; suitable for computer use	1	35	15	1.225
85232982	Magnetic discs; recorded; used for reproducing phenomena other than sound or image; not suitable for computer use	-	30	-	551

Tabel 3 : Ekspor Indonesia menurut Komoditi (Kode HS 8 digit)

Mei 2022

Kode H S	Uraian golongan barang	Berat bersih (Kg)		Nilai F.O.B. (U S \$)	
		Bulan ini	Kumulatif	Bulan ini	Kumulatif
(1)	(2)	(3)	(4)	(5)	(6)
85232983	Recorded magnetic discs for reproducing representations of instructions, data, sound and image, recorded in a machine readable binary form, and capable of being manipulated or providing interactivity to a user, by means of an automatic data processing machine; proprietary format storage (recorded) media	-	26	-	1.055
85232989	Recorded magnetic discs for other purpose	-	2	-	15
85232991	Other unrecorded magnetic media of a kind suitable for computer use	-	215	-	1.657
85232993	Other recorded magnetic media for reproducing phenomena other than sound or image of a kind suitable for computer use	-	17	-	223
85232995	Oth recorded magnetic media for reproducing representations of instructions/data/sound/image,recorded in a machine readable binary form,capable of being manipulated/providing interactivity,of an auto data processing machine	-	1	-	131
85232999	Other recorded magnetic media for other purpose	-	25	-	402
85234110	Unrecorded optical media of a kind suitable for computer use	71	114	86	2.982
85234190	Unrecorded optical media of a kind not suitable for computer use	66	500	1.127	20.973
85234913	Disc for laser reading systems for reproducing sound only for other purpose other than for educational, technical, scientific, historical or cultural	29	176	1.836	10.267
85234914	Disc for laser reading systems for reproducing representations of instructions, data, sound and image, recorded in a machine readable binary form, and capable of being manipulated or providing interactivity to a user, by means of an automatic data processing machine; proprietary format storage (recorded) media	35	169	899	9.426
85234915	Oth discs for laser reading system,containing cinematographic movies oth than newsreels/travelogues/technical/scientific/other documentary movies	-	0	-	3
85234919	Disc for laser reading systems for other purpose	8	29	131	734
85234999	Other recorded optical media for other purpose	25	92	928	20.587
85235111	Of a kind suitable for computer use parts and accessories of machines for sawing monocrystal semiconductor boules into slices, or wafers into chips	8	90	1.966	58.178
85235119	Unrecorded Solid-state non-volatile storage devices of a kind not suitable for computer use	419	482	74.316	114.291
85235121	Recorded Solid-state non-volatile storage devices for reproducing phenomena other than sound or image of a kind suitable for computer use	1	10	40	4.479
85235129	Recorded Solid-state non-volatile storage devices for reproducing phenomena other than sound or image of a kind not suitable for computer use	-	129	-	2.368
85235130	Recorded Solid-state non-volatile storage devices for reproducing representations of instructions, data, sound and image, recorded in a machine readable binary form, and capable of being manipulated or providing interactivity to a user, by means of an automatic data processing machine; proprietary format storage (recorded) media	11	178	200	7.379
85235192	Recorded Solid-state non-volatile storage devices of a kind suitable for cinematography	-	2	-	17
85235199	Recorded Solid-state non-volatile storage devices for other purpose	2	1.279	905	103.260
85235200	Semiconductor media; "Smart cards"	20.588	105.888	1.228.850	5.962.827
85235910	Semiconductor media; proximity cards and tags	1.888	7.547	3.577	15.755
85235921	Semiconductor media; unrecorded; of a kind suitable for computer use	-	9	-	225

Tabel 3 : Ekspor Indonesia menurut Komoditi (Kode HS 8 digit)

Mei 2022

Kode H S	Uraian golongan barang	Berat bersih (Kg)		Nilai F.O.B. (U S \$)	
		Bulan ini	Kumulatif	Bulan ini	Kumulatif
(1)	(2)	(3)	(4)	(5)	(6)
85235929	Semiconductor media; unrecorded; other than a kind suitable for computer use	-	1	-	10
85235930	Semiconductor media; recorded; of a kind used for reproducing phenomena other than sound or image	1	4	30	406
85235940	Semiconductor media; recorded; for reproducing representations of instructions/data/sound/image, recorded in a machine readable binary form, capable of being manipulated/providing interactivity to a user, of an automatic data processing machine; proprietary format storage media	6	19	623	1.385
85235990	Other semiconductor media	-	352	-	33.532
85238040	Gramophone records	14	65	266	1.130
85238051	Other media for recording of sound or of other phenomena, unrecorded, of a kind suitable for computer use	67	696	4.815	53.417
85238059	Other media for recording of sound or of other phenomena, unrecorded, of a kind not suitable for computer use	1	8	35	129
85238091	Parts and accessories of a kind used for reproducing phenomena other than sound or image	-	164	-	230
85238092	Oth media for recording of sound/phenomena,recorded,for reproducing representations of instructions/data/sound/image, recorded in a machine readable binary form, and capable of being manipulated or providing interactivity,of an auto data processing machine	-	21	-	1.257
85238099	Other media for recording of sound or of other phenomena for other purpose	111	414	3.138	45.051
85241100	Flat panel display modules of liquid crystals, whether or not incorporating touch-sensitive screens; without drivers or control circuits	30	1.069	8.413	73.109
85241900	Flat panel display modules of other than liquid crystal and OLED, whether or not incorporating touch-sensitive screens; without drivers or control circuits	-	6	-	21
85249100	Flat panel display modules of liquid crystals, whether or not incorporating touch-sensitive screens; with drivers or control circuits	3	147	478	5.740
85249900	Flat panel display modules of other than liquid crystal and OLED, whether or not incorporating touch-sensitive screens; with drivers or control circuits	-	2	-	3.603
85255000	Transmission apparatus for radio-broadcasting or television, not incorporating reception apparatus or sound recording or reproducing apparatus	-	226	-	22.856
85256000	Transmission apparatus for radio-broadcasting or television, incorporating reception apparatus or sound recording or reproducing apparatus	80	694	17.001	354.645
85258110	Video camera recorders; high-speed goods as specified in Subheading Note 1 to this Chapter	4	41	2.641	10.073
85258120	Television cameras; high-speed goods as specified in Subheading Note 1 to this Chapter	16	26	1.460	1.500
85258190	Digital cameras; high-speed goods as specified in Subheading Note 1 to this Chapter	6.448	13.013	292.888	602.813
85258210	Video camera recorders; radiation-hardened or radiation-tolerant goods as specified in Subheading Note 2 to this Chapter	-	2	-	14
85258220	Television cameras; radiation-hardened or radiation-tolerant goods as specified in Subheading Note 2 to this Chapter	-	4	-	60
85258290	Digital cameras; radiation-hardened or radiation-tolerant goods as specified in Subheading Note 2 to this Chapter	3	17	241	516
85258310	Video camera recorders; night vision goods as specified in Subheading Note 3 to this Chapter	1	1	10	10
85258390	Digital cameras; night vision goods as specified in Subheading Note 3 to this Chapter	-	54	-	179.185

Tabel 3 : Ekspor Indonesia menurut Komoditi (Kode HS 8 digit)

Mei 2022

Kode H S	Uraian golongan barang	Berat bersih (Kg)		Nilai F.O.B. (U S \$)	
		Bulan ini	Kumulatif	Bulan ini	Kumulatif
(1)	(2)	(3)	(4)	(5)	(6)
85258910	Video camera recorders; other than high-speed goods & radiation-hardened or radiation-tolerant goods & night vision goods as specified in Subheading Note 1-3 to this Chapter	99	66.540	24.893	3.885.564
85258920	Television cameras; other than high-speed goods & radiation-hardened or radiation-tolerant goods & night vision goods as specified in Subheading Note 1-3 to this Chapter	-	3.933	-	293.649
85258930	Web cameras	14.138	72.467	2.974.698	15.236.601
85258990	Digital cameras; other than high-speed goods & radiation-hardened or radiation-tolerant goods & night vision goods as specified in Subheading Note 1-3 to this Chapter	14.973	73.839	3.613.962	20.063.460
85261010	Radar apparatus, ground based, or of a kind for use in civil aircraft, or of a kind used solely on sea-going vessels	54	3.404	604	80.866
85261090	Radar apparatus of a kind used for military purpose	4.159	8.937	50.058	131.606
85269110	Radio navigational aid apparatus of a kind for use in civil aircraft, or of a kind used solely on sea-going vessels	64	340	3.333	40.733
85269190	Radio navigational aid apparatus, of a kind used for military purpose	57.333	395.873	5.043.328	34.302.249
85269200	Radio remote control apparatus	128	23.132	18.718	668.686
85271200	Pocket-size radio cassette-players	31	59.556	2.285	1.651.539
85271310	Portable radio-broadcast receivers capable of operating without an external source of power, combined with sound recording or reproducing apparatus; other than pocket-size radio cassette-players	291	6.282	3.958	90.248
85271920	Portable radio-broadcast receivers capable of operating without an external source of power, not combined with sound recording or reproducing; other than pocket-size radio cassette-player	46.578	272.513	689.281	4.315.697
85271990	Nonportable radio-broadcast receivers capable of operating without an external source of power, not combined with sound recording or reproducing	-	1.533	-	7.367
85272110	Radio-broadcast receivers combined with sound recording/reproducing apparatus, used in motor vehicles, capable of receiving & decoding digital radio data system signals	90.851	274.908	3.895.446	11.630.700
85272190	Radio-broadcast receivers combined with sound recording/reproducing apparatus, used in motor vehicles; not capable of receiving & decoding digital radio data system signals	6.142	413.740	278.113	17.521.968
85272900	Radio-broadcast receivers not capable of operating without an external source of power, used in motor vehicles, not combined with sound recording or reproducing apparatus	15.115	135.409	658.272	6.442.799
85279190	Nonportable radio-broadcast receivers not capable of operating without an external source of power, of a kind not used in motor vehicles, combined with sound recording or reproducing apparatus	-	5.836	-	42.893
85279920	Mains operated reception apparatus for radio-broadcasting, not else where clasified in 8527	-	6	-	435
85279990	Not mains operated reception apparatus for radio-broadcasting, not elsewhere clasified in 8527	10	18	674	4.522
85284200	Cathode-ray tube monitors; capable of directly connecting to and designed for use with an automatic data processing machine of heading 8471	49	1.903	27	174.006
85284910	Colour cathode-ray tube monitors; not capable of directly connecting to and designed for use with an automatic data processing machine of heading 8471	1.382	5.756	2.972	144.482
85284920	Monochrome cathode-ray tube monitors; not capable of directly connecting to and designed for use with an automatic data processing machine of heading 8471	12	25	334	2.759

Tabel 3 : Ekspor Indonesia menurut Komoditi (Kode HS 8 digit)

Mei 2022

Kode H S	Uraian golongan barang	Berat bersih (Kg)		Nilai F.O.B. (U S \$)	
		Bulan ini	Kumulatif	Bulan ini	Kumulatif
(1)	(2)	(3)	(4)	(5)	(6)
85285200	Monitors other than cathode-ray tube, capable of directly connecting to and designed for use with an automatic data processing machine of heading 8471	24.209	165.103	946.564	6.917.555
85285910	Colour monitors other than cathode-ray tube; not capable of directly connecting to and designed for use with an automatic data processing machine of heading 8471	116.080	1.073.423	5.474.002	46.879.746
85285920	Monochrome monitors other than cathode-ray tube; not capable of directly connecting to and designed for use with an automatic data processing machine of heading 8471	92	1.964	1.100	27.437
85286200	Projectors; capable of directly connecting to and designed for use with an automatic data processing machine of heading 8471	1	135	75	29.396
85286910	Projectors;not capable of directly connect & designed for use w/ an automatic data processing machine of heading 8471; having capability of projecting onto a screen diagonally measuring ≥ 300 inches	102	104	4.375	4.417
85286990	Projectors;not capable of directly connect & designed for use w/ an automatic data processing machine of heading 8471; having capability of projecting onto a screen diagonally measuring < 300 inches	234	5.101	16.250	103.032
85287111	Mains operated set top boxes which have a communications function for television, not designed to incorporate a video display or screen	100.360	675.834	5.315.038	38.962.098
85287119	Not mains operated set top boxes which have a communications function for television, not designed to incorporate a video display or screen	26.972	187.689	3.454.241	25.580.803
85287191	Mains operated reception apparatus for television, not designed to incorporate a video display or screen, other than set top boxes which have a communications function	4.130	121.941	103.197	4.712.900
85287199	Not mains operated reception apparatus for television, not designed to incorporate a video display or screen, other than set top boxes which have a communications function	7.820	9.099	126.865	157.982
85287210	Battery operated monitors for colour television, designed to incorporate a video display or screen	0	403	13	1.070
85287292	Liquid crystal devices (LCD), light-emitting diodes (LED) and other flat panel display type for colour television; designed to incorporate a video display or screen	3.112.655	19.018.198	76.610.112	512.503.128
85287299	Monitors for colour television oth than cathode-ray tube, LCD, LED, and other flat panel display type; designed to incorporate a video display or screen	80	7.748	5.391	169.700
85287300	Monitors for monochrome television	251	5.668	18.028	90.858
85291021	Parabolic aerial reflector dishes for television reception and parts thereof	43	3.499	120	19.846
85291029	Parabolic aerial reflector dishes for direct broadcast multi- media systems other than for television reception, and parts thereof	1.227	18.825	205.485	1.239.358
85291030	Telescopic, rabbit and dipole antennae for television or radio receivers; parts suitable for use therewith	161.347	745.103	1.397.204	6.986.021
85291040	Aerial filters and separators; parts suitable for use therewith	0	14	7	387
85291093	Aerials & aerial reflectors oth than parabolic/telescopic/aerial filters & separators/feed horns, of a kind used with transmission apparatus for radio-broadcasting; parts suitable for use therewith	4.918	34.608	42.700	292.580
85291099	Aerials&aerial reflectors oth than parabolic/telescopic/aerial filter & separator/feed horn,used w/ transmission apparatus oth than for radio-broadcasting/television;parts suitable for use therewith	3.333	30.347	66.670	421.732
85299020	Parts of decoders	2.445	12.397	123.780	585.311
85299040	Parts of digital cameras or video camera recorders	525	4.344	39.128	392.041
85299051	Printed circuit boards, assembled; for goods of subheading 852550 or 852560	-	4.091	-	112

Tabel 3 : Ekspor Indonesia menurut Komoditi (Kode HS 8 digit)

Mei 2022

Kode H S	Uraian golongan barang	Berat bersih (Kg)		Nilai F.O.B. (U S \$)	
		Bulan ini	Kumulatif	Bulan ini	Kumulatif
(1)	(2)	(3)	(4)	(5)	(6)
85299052	Printed circuit boards, assembled; for goods of subheading 852713, 852719, 852721, 852729, 852791 or 852799	49.121	218.077	2.039.254	9.601.815
85299053	Printed circuit boards, assembled, for flat panel displays	93.485	386.096	8.654.798	31.192.419
85299054	Printed circuit boards, assembled, for television receivers	131	1.066	5.496	88.505
85299055	Printed circuit boards, assembled; for goods of heading 8528; other than for flat panel displays or television receivers	2.250	17.835	1.836	64.562
85299059	PCB, assembled; other than for goods of subheading 852550,852560,852713,852719,852721,852729,852791,852799,8528	102	4.061	36.997	1.282.091
85299091	Parts for television receivers other than aerial and PCB	87.660	468.074	2.561.301	15.981.628
85299094	Parts for flat panel display other than aerial and PCB	1.004.188	4.954.994	24.843.346	120.309.464
85299099	Parts suitable for use solely or principally with the apparatus of headings 8524 to 8528; other than aerials and PCB, not for television receivers or flat panel display	80.235	384.662	759.300	3.319.089
85308000	Electrical signalling, safety or traffic control equipment for roads, inland waterways, parking facilities, port installations or airfields (other than those of heading 8608)	-	79	-	6.681
85309000	Part of electrical signalling, safety or traffic control equipment for railways, tramways, roads, inland waterways, parking facilities, port installations or airfields (oth than heading 8608)	-	2	-	201
85311010	Burglar alarms	33.427	171.444	4.586.595	22.931.720
85311020	Fire alarms	-	9	-	5.270
85311030	Smoke alarms; portable personal alarms (shrill alarms)	4	169	400	5.056
85311090	Alarms except burglar or fire alarms or smoke alarm; portable personal alarm (shrill alarms)	50.792	261.718	2.028.274	10.093.321
85312000	Indicator panels incorporating liquid crystal devices (LCD) or light-emitting diodes (LED)	596.747	2.715.857	10.907.716	55.320.637
85318011	Eletronic door bells and other door sound signalling apparatus	158	160	5.723	5.749
85318019	Electronic bells and other sound signalling apparatus other than door bells	2.753	21.341	131.617	1.190.681
85318029	Flat panel displays (including electro-luminescence, plasma and other technologies) other than vacuum fluorescent display panels	200	1.305	8.256	63.819
85318090	Electric sound or visual signalling apparatus (bells, sirens), other than electronic bells or flat panel displays	43.503	294.566	966.103	6.425.863
85319010	Part of electric sound or visual signalling apparatus, including printed circuit assemblies of subheading 853120, 85318021 or 85318029	-	13	-	90
85319030	Part of electric sound signalling other than door bells or door sound signalling apparatus	5	10	575	740
85319090	Part of visual signalling apparatus	6.499	52.778	114.053	941.727
85321000	Electrical capacitors, fixed, designed for use in 50/60 Hz circuits and having a reactive power handling capacity of not less than 05 kvar (power capacitors)	3	11	62	2.316
85322100	Tantalum capacitors	14.978	90.989	15.837.762	85.744.090
85322200	Aluminium electrolytic capacitors	818.265	4.336.483	20.527.485	105.722.457
85322300	Ceramic dielectric, single layer capasitors	48.501	294.680	914.746	5.622.398
85322400	Ceramic dielectric, multilayer capacitors	978	5.897	71.945	189.723
85322500	Dielectric of paper or plastics capasitors	3.593	24.662	199.505	1.387.935
85322900	Electrical capacitors, fixed, other than tantalum or aluminium electrolytic or ceramic dielectric or dielectric of paper/plastics	74.249	475.180	18.737.187	96.807.969
85323000	Variable or adjustable (pre-set) capacitors	249	1.419	32.434	44.822
85329000	Parts of electrical capacitors, fixed, variable or adjustable (pre-set)	27	143	992	23.359
85331010	Electrical resistors, fixed carbon, composition or film type; surface mounted	19.939	117.965	579.535	1.651.433
85331090	Electrical resistors, fixed carbon, composition or film type; non surface mounted	5	222	920	38.273

Tabel 3 : Ekspor Indonesia menurut Komoditi (Kode HS 8 digit)

Mei 2022

Kode H S	Uraian golongan barang	Berat bersih (Kg)		Nilai F.O.B. (U S \$)	
		Bulan ini	Kumulatif	Bulan ini	Kumulatif
(1)	(2)	(3)	(4)	(5)	(6)
85332100	Electrical resistors, fixed non carbon resistors; for a power handling capacity ≤ 20 W	233.424	1.401.379	8.551.599	50.163.481
85332900	Electrical resistors, fixed non carbon resistors; for a power handling capacity > 20 W	15.964	143.388	584.575	4.874.632
85333100	Wirewound variable resistors, including rheostats and potentiometers; for a power handling capacity ≤ 20 W	5	15	298	1.251
85333900	Wirewound variable resistors, including rheostats and potentiometers; for a power handling capacity > 20 W	7	330	1.226	3.659
85334000	Variable resistors other than wirewound, including rheostats and potentiometers	58.756	333.335	1.892.687	8.403.566
85339000	Parts electrical resistors (including rheostats and potentiometers), other than heating resistors.	305	4.396	135.817	850.494
85340010	Printed circuits, single-sided	98.054	528.768	2.125.513	10.141.980
85340020	Printed circuits, double-sided	589	8.114	595.708	2.985.857
85340030	Printed circuits, multi-layer	67	2.226	4.655	246.318
85340090	Printed circuits, other than single/double-sided or multi-layer	8.934	41.756	1.004.158	7.024.547
85351000	Fuses, for a voltage > 1,000 volts	10	1.667	886	34.041
85352110	Automatic circuit breakers, moulded case type, for a voltage > 1 kV but < 725 kV	-	34	-	1.523
85352190	Automatic circuit breakers other than moulded case type or earth leakage circuit breaker, for a voltage > 1kV but < 725 kV	714	2.337	25.517	136.709
85352990	Automatic circuit breakers other than earth leakage circuit breaker, for a voltage ≥ 725 kV	-	12	-	233
85353011	Isolating switches and make-and-break switches, disconnectors having a voltage > 1 kV but < 36 kV	-	20	-	40
85353019	Isolating switches and make-and-break switches, disconnectors having a voltage of ≥ 36 kV but ≤ 40 kV	181	822	48.246	62.779
85353090	Isolating switches and make-and-break switches, suitable for a voltage > 40 kV but < 66 kV	267	3.256	12.991	124.280
85354000	Lightning arresters, voltage limiters and surge suppressors, for a voltage > 1,000 volts	1.194	6.981	262.768	1.117.051
85359010	Bushing assemblies and tap changer assemblies for electricity distribution or power transformers, for a voltage > 1,000 volts	616	4.421	14.232	127.854
85359020	Change-over switches of a kind used for starting electric motors; for a voltage > 1,000 volts	-	388	-	1.500
85359090	Electrical apparatus for switching or protecting electrical circuits, or for making connections to or in electrical circuits, for a voltage > 1,000 volts, not elsewhere classified in heading 8535	6.907	295.540	38.711	2.485.372
85361011	Thermal fuses; glass type fuses, suitable for use in electric fans, for a voltage ≤ 1,000 volts	-	80	-	236
85361012	Thermal fuses; glass type fuses, not suitable for use in electric fans, for a current < 16 A and voltage ≤ 1,000 volts	276	3.460	25.447	148.670
85361013	Fuse blocks, of a kind used for motor vehicles, for a voltage ≤ 1,000 volts	17	8.765	2.523	141.226
85361019	Thermal fuses; glass type fuses, voltage ≤ 1,000 volts, not elsewhere classified or include in subheading 853610	19.159	96.634	1.284.440	6.128.363
85361092	Fuses other than thermal fuses and glass type fuses; not suitable for use in electric fans; for a current less than 16 A and voltage not exceeding 1,000 volts	1	83	112	933
85361093	Fuse blocks other than thermal and glass type fuse, of a kind used for motor vehicles; for a voltage not exceeding 1,000 volts	13	759	842	23.388
85361099	Fuses other than thermal fuses and glass type fuses, voltage ≤ 1,000 volts, not elsewhere classified or include in subheading 853610	389	4.511	18.857	136.529
85362011	Automatic circuit breakers, moulded case type, for a voltage ≤ 1,000 volts and current < 16 A	0	13	39	335
85362012	Automatic circuit breakers, moulded case type, for a voltage ≤ 1,000 volts and current ≥ 16 A but ≤ 32 A	283	604	11.236	24.303

Tabel 3 : Ekspor Indonesia menurut Komoditi (Kode HS 8 digit)

Mei 2022

Kode H S	Uraian golongan barang	Berat bersih (Kg)		Nilai F.O.B. (U S \$)	
		Bulan ini	Kumulatif	Bulan ini	Kumulatif
(1)	(2)	(3)	(4)	(5)	(6)
85362013	Automatic circuit breakers, moulded case type, for a voltage \leq 1,000 volts and current $>$ 32 A but \leq 1,000 A	3.792	17.653	66.601	304.533
85362019	Automatic circuit breakers, moulded case type, for a voltage \leq 1,000 volts and current $>$ 1,000 A	15.211	106.061	1.124.946	5.637.486
85362020	Automatic circuit breakers; non moulded case type, of a kind incorporated into electro-thermic domestic appliances of heading 8516; for a voltage \leq 1,000 volts;	515	846	2.681	12.150
85362091	Automatic circuit breakers, non-moulded case type; not incorporated into electro-thermic domestic appliances of heading 8516; for a current $<$ 16 A and voltage \leq 1,000 volts;	2	22	80	384
85362099	Automatic circuit breakers, non-moulded case type, not incorporated into electro-thermic domestic appliances of heading 8516; for a current \geq 16 A and voltage \leq 1,000 volts;	366	1.882	33.186	84.587
85363010	Lightning arresters for protecting electrical circuits, for a voltage \leq 1,000 volts	6	9	5.399	5.426
85363020	Electrical apparatus for protecting electrical circuits other than fuses or automatic circuit breakers, of a kind used in radio equipment or in electric fans, for a voltage \leq 1,000 volts	-	32	-	430
85363090	Electrical apparatus for protecting electrical circuits oth than fuses or auto circuit breakers; except lighting arresters or of a kind used in radio equipment/in electric fans; voltage \leq 1,000 volts	89.338	516.231	1.559.045	8.571.594
85364110	Digital relays; for a voltage \leq 60 V	5.808	55.689	131.540	1.278.956
85364120	Relays of a kind used in radio equipment; for a voltage \leq 60 V	2	2	590	590
85364140	Relays other than digital relays or of a kind used in radio equipment/electric fans, for a current $<$ 16 A and voltage \leq 60 V	18.258	170.051	751.751	4.946.957
85364191	Semiconductor or electro-magnetic relays of voltage \leq 28 V	84.034	454.129	2.925.050	16.114.903
85364199	Semiconductor or electro-magnetic relays of voltage $>$ 28 V but \leq 60 V	54.204	274.108	1.323.757	8.354.382
85364910	Digital relays; for a voltage exceeding 60 V but not exceeding 1,000 V	2.842	17.053	36.242	330.467
85364990	Relay other than digital; for a voltage exceeding 60 V but not exceeding 1,000 V	395.886	1.938.593	8.924.824	43.748.431
85365020	Over-current and residual-current automatic switches, for a voltage not exceeding 1,000 volts	27.416	186.992	547.181	3.853.351
85365032	Switches for electric fans; power switches for radio receivers; for a voltage \leq 1,000 volts	2	2	20	20
85365033	High inrush switches; power switches for TV; rotary, slide, see-saw & magnetic switches for AC; commutators for stoves & ranges; microphone switches; current capacity $<$ 16 A & voltage \leq 1 kV	465	2.556	109.725	851.257
85365039	High inrush switches; power switches for TV; rotary, slide, see-saw & magnetic switches for AC; commutators for stoves & ranges; microphone switches; current capacity \geq 16 A & voltage \leq 1 kV	429	2.475	34.848	230.916
85365051	Insulated thyristor AC switches; electronics switches, consisting of chip-on-chip technology, voltage \leq 1,000 V; electro-mechanical snap-action switches for current $<$ 16 A	500	3.041	9.900	45.041
85365059	Insulated thyristor AC switches; electronics switches, consisting of chip-on-chip technology, voltage \leq 1,000 V; electro-mechanical snap-action switches for current \geq 16 A but \leq 11 A	-	746	-	14.960
85365061	Make-and-break switches of a kind used in domestic electrical wiring, voltage \leq 500 V & rated current carrying capacity $<$ 16 A	13.596	243.921	482.571	8.115.105
85365069	Make-and-break switches of a kind used in domestic electrical wiring, voltage \leq 500 V & rated current carrying capacity \geq 16 A but \leq 20 A	5	989	30	2.325
85365095	Change-over switches of a kind used for starting electric motors; fuse switches, voltage \leq 1,000 V	733	2.456	11.479	70.313

Tabel 3 : Ekspor Indonesia menurut Komoditi (Kode HS 8 digit)

Mei 2022

Kode H S	Uraian golongan barang	Berat bersih (Kg)		Nilai F.O.B. (U S \$)	
		Bulan ini	Kumulatif	Bulan ini	Kumulatif
(1)	(2)	(3)	(4)	(5)	(6)
85365096	Electrical apparatus for switching or protecting electrical circuits n.e.c. in subheading 853650, voltage ≤ 1,000 V & current < 16 A, not suitable for use in electric fans & starting motors	64.412	134.991	3.562.273	7.324.735
85365099	Electrical apparatus for switching or protecting electrical circuits n.e.c. in subheading 853650, voltage ≤ 1,000 V & current ≥ 16 A, not suitable for use in electric fans & starting motors	203.128	1.264.192	8.686.034	56.284.649
85366111	Lamp-holders of a kind used for compact lamps or halogen lamps, for a current < 16 A and voltage ≤ 1,000 volts	-	95	-	486
85366119	Lamp-holders of a kind used for compact lamps or halogen lamps, for a current ≥ 16 A and voltage ≤ 1,000 volts	-	9	-	460
85366191	Lamp-holders not used for compact lamps or halogen lamps; for a current < 16 A and voltage ≤ 1,000 volts	-	258	-	18.278
85366199	Lamp-holders not used for compact lamps or halogen lamps; for a current ≥ 16 A and voltage ≤ 1,000 volts	4.051	4.082	63.097	76.685
85366910	Telephone plugs, for a voltage ≤ 1,000 volts	1	37.908	254	1.189.589
85366924	Audio/video sockets and cathode ray tube sockets for television or radio receivers, current > 15 A but < 16 A and a voltage ≤ 1,000 volts	-	1	-	15
85366929	Audio/video sockets and cathode ray tube sockets for television or radio receivers, current ≥ 16 A and voltage ≤ 1,000 volts	53	994	1.530	44.504
85366932	Sockets and plugs for co-axial cables and printed circuits, current < 16 A and voltage ≤ 1,000 volts	26	471	9.318	93.437
85366939	Sockets and plugs for co-axial cables and printed circuits, current ≥ 16 A and voltage ≤ 1,000 volts	3.650	8.318	232.715	326.767
85366992	Plugs and sockets not for telephone or television or radio receivers or co-axial cables and printed circuits; for a current < 16 A and voltage ≤ 1,000 volts	744	15.209	11.051	153.205
85366999	Plugs and sockets not for telephone or television or radio receivers or co-axial cables and printed circuits; for a current of ≥ 16 A and voltage ≤ 1,000 volts	49.979	312.575	1.650.147	10.766.790
85367010	Connectors for optical fibres, optical fibre bundles or cables, of ceramics, for a voltage not exceeding 1,000 volts	8.460	19.553	308.789	715.381
85367020	Connectors for optical fibres, optical fibre bundles or cables, of copper, for a voltage not exceeding 1,000 volts	-	500	-	224
85367090	Connectors for optical fibres, optical fibre bundles or cables, of other than ceramics or copper, for a voltage not exceeding 1,000 volts	2.995	20.450	928.952	3.682.354
85369012	Connection and contact elements for wires and cables; contact probes for wafer, for a current of less than 16 A and voltage not exceeding 1,000 volts	5	2.133	1.629	180.970
85369019	Connection and contact elements for wires and cables; contact probes for wafer, for a current of 16 A or more and voltage not exceeding 1,000 volts	20.505	80.925	1.266.163	5.002.953
85369022	Junction boxes, for a current of less than 16 A and voltage not exceeding 1,000 volts	-	7	-	797
85369029	Junction boxes, for a current of 16 A or more and voltage not exceeding 1,000 volts	2.984	46.016	91.555	1.888.053
85369032	Cable connectors consisting of a jack plug, terminal with or without pin, connector, or adaptor for co-axial cable, for a current of less than 16 A and voltage not exceeding 1,000 volts;	29.280	128.222	2.896.044	13.742.513
85369039	Cable connectors consisting of a jack plug, terminal with or without pin, connector, or adaptor for co-axial cable, for a current of 16 A or more and voltage not exceeding 1,000 volts;	233.326	1.308.592	5.580.677	31.410.355
85369040	Battery clamps, of a kind used for motor vehicles of heading 8702, 8703, 8704 or 8711, for a voltage not exceeding 1,000 volts	1	1	2.181	2.258

Tabel 3 : Ekspor Indonesia menurut Komoditi (Kode HS 8 digit)

Mei 2022

Kode H S	Uraian golongan barang	Berat bersih (Kg)		Nilai F.O.B. (U S \$)	
		Bulan ini	Kumulatif	Bulan ini	Kumulatif
(1)	(2)	(3)	(4)	(5)	(6)
85369093	Telephone patch panels, for a current of less than 16 A and voltage not exceeding 1,000 volts	-	12	-	121.496
85369094	Electrical apparatus for making connections to or in electrical circuits not elsewhere clasified in 8536, for a current < 16 A and voltage ≤ 1,000 volts	5.189	31.423	97.900	725.651
85369099	Electrical apparatus for making connections to or in electrical circuits not elsewhere spesified in 8536, for a current ≥ 16 A and voltage ≤ 1,000 volts	187.120	979.582	8.180.666	43.543.498
85371011	Control panels of a kind suitable for use in distributed control systems, for a voltage ≤ 1,000 V	2.254	61.352	72.517	1.485.840
85371012	Control panels fitted with a programmable processor, for a voltage ≤ 1,000 V	7	183	459	21.774
85371013	Control panels oth than a kind of for use in distributed control systems or fitted with programmable processor, suitable for goods of heading 8415, 8418, 8450, 8508, 8509 or 8516, voltage ≤ 1,000 V	1.288	5.573	41.675	252.357
85371019	Switchboards for a voltage ≤ 1,000 V	10.202	111.075	880.371	5.780.418
85371020	Distribution boards (including back panels and back planes) for use solely or principally with goods of heading 8471, 8517 or 8525, for a voltage ≤ 1,000 V	301	1.297	18.980	414.502
85371030	Programmable logic controllers for automated machines for transport, handling and storage of dies for semiconductor devices, for a voltage ≤ 1,000 V	6.068	16.514	323.097	586.909
85371040	Motor controllers with output rating of 24 V to 120 V DC and with ampere rating of 300 A to 500 A, voltage ≤ 1,000 V	1.093	2.565	42.321	99.020
85371091	Board,panel,console,desk,cabinet oth than switchboard & control panel/distribution board/programmable logic controller/motor controller; used in radio equipment/in electric fan; voltage ≤ 1,000 V	1.467	13.252	174.335	1.367.633
85371092	Board,panel,console,desk,cabinet oth than switchboard & control panel/distribution board/programmable logic controller/motor controller;suitable use in distribututed control systems;voltage ≤ 1,000 V	840	5.422	507.260	2.431.508
85371099	Board,panel,console,desk,cabinet oth than switchboard & control panel/distribution board/programmable logic controller/motor controller not elsewhere clasified in subheading 853710; voltage ≤ 1,000 V	252.103	1.685.263	12.256.050	68.525.161
85372011	Switchboards, incorporating electrical instruments for breaking, connecting or protecting electrical circuits for a voltage 66 kV or more	-	89	-	2.295
85372019	Switchboards; incorporating electrical instruments for breaking, connecting or protecting electrical circuits, for a voltage exceeding 1 kV but less than 66 kV	120	15.861	24.000	732.909
85372090	Boards, panels, consoles, desks, cabinets & other bases, not elsewhere clasified in subheading 853720, for a voltage exceeding 1,000 V	222.656	1.381.132	4.130.212	26.107.157
85381011	Parts of programmable logic controllers for automated machines for transport, handling and storage of dies for semiconductor devices, for a voltage not exceeding 1,000 V	1	16	127	3.525
85381012	Parts of boards, panels, consoles, desks, cabinets and other bases for the goods of heading 8537, not equipped with their apparatus; used in radio equipment, for a voltage not exceeding 1,000 V	-	1	-	12
85381019	Part of board,panel,console,desk,cabinet & oth base for good of head 8537,not equipped w/ their apparatus oth than part of programmable logic controller/a kind used in radio equipment,voltage ≤1,000 V	767	26.290	83.091	814.606
85381021	Parts of programmable logic controllers for automated machines for transport, handling and storage of dies for semiconductor devices, for a voltage exceeding 1,000 V	-	1	-	989

Tabel 3 : Ekspor Indonesia menurut Komoditi (Kode HS 8 digit)

Mei 2022

Kode H S	Uraian golongan barang	Berat bersih (Kg)		Nilai F.O.B. (U S \$)	
		Bulan ini	Kumulatif	Bulan ini	Kumulatif
(1)	(2)	(3)	(4)	(5)	(6)
85381029	Parts of board,panel,console,desk,cabinet&oth base for good of head 8537,not equipped w/ their apparatus oth than part of programmable logic controller/a kind used in radio equipment,voltage > 1,000 V	145	2.437	3.576	145.098
85389011	Parts suitable for use solely or principally with goods of HS. 85366910, 85369012 or 85369019; voltage ≤ 1,000 V	617	11.255	120.521	466.982
85389012	Parts suitable for use solely or principally with goods of HS. 85365051, 85365059, 85366932 or 85366939; voltage ≤ 1,000 V	21.863	191.355	678.462	5.365.340
85389013	Parts suitable for use solely or principally with goods of HS. 85371020; voltage ≤ 1,000 V	19.370	133.250	2.914.060	14.638.951
85389019	Parts suitable use solely/principally w/ apparatus of subhead 8535, 8536 or 8537; oth than HS. 85366910, 85369012, 85369019, 85365051, 85365059, 85366932, 85366939, or 85371020; voltage ≤ 1,000 V	77.879	431.292	5.124.331	28.121.363
85389020	Parts suitable for use solely or principally with the apparatus of subheading 8535, 8536 or 8537 equipped with their apparatus, voltage > 1,000 V	19.845	62.630	381.246	1.519.638
85391010	Sealed beam lamp units; for motor vehicles of Chapter 87	2.181	15.142	39.906	286.688
85391090	Sealed beam lamp units; other than for motor vehicles of Chapter 87	1.377	4.148	33.435	127.520
85392120	Tungsten halogen; of a kind used in medical equipment	241	5.068	7.720	24.271
85392130	Tungsten halogen; of a kind used for motor vehicles	106	639	8.161	46.519
85392140	Reflector lamp bulbs of tungsten halogen, not used in medical equipment or motor vehicles	85	1.381	137	18.979
85392190	Tungsten halogen other than reflector lamp bulbs tungsten halogen or of a kind used in medical equipment or motor vehicles	116	276	915	4.599
85392220	Filament lamps, excluding sealed beam units or ultra-violet or infra-red lamps or tungsten halogen, used in medical equipment; power ≤ 200 W and voltage > 100 V	-	1	-	45
85392231	Reflector lamp bulbs excluding reflector lamp bulbs of tungsten halogen, of a kind used in decorative illumination, power ≤ 60 W and voltage > 100 V	358	558	15.563	17.393
85392232	Reflector lamp bulbs excluding reflector lamp bulbs of tungsten halogen, of a kind used in decorative illumination, power > 60 W but ≤ 200 W and voltage > 100 V	20	45	60	105
85392233	Reflector lamp bulbs excluding reflector lamp bulbs of tungsten halogen, for domestic lighting, power ≤ 200 W and voltage >100 V	10.043	20.009	176.405	348.651
85392239	Reflector lamp bulbs excluding reflector lamp bulbs of tungsten halogen, not used in decorative illumination or domestic lighting, power ≤ 200 W and voltage >100 V	461	1.291	4.243	13.550
85392293	Filament lamps, excluding sealed beam unit, ultra-violet/infra-red lamps, tungsten halogen, and reflector lamp bulbs, for domestic lighting, power ≤ 200 W & voltage > 100 V	2	158	6	651
85392299	Filament lamps, exclud sealed beam unit, ultra-violet/infra-red lamp, tungsten halogen & reflector lamp bulb, not used for domestic lighting & decorative illumination, power >60 W but ≤200 W & >100 V	163	778	2.863	39.249
85392910	Filament lamps, excluding sealed beam units, ultra-violet/infra-red lamps, and tungsten halogen, used in medical equipment; power > 200 W and voltage ≤ 100 V	-	52	-	398
85392920	Filament lamps, excluding sealed beam units, ultra-violet/infra-red lamps, and tungsten halogen, used for motor vehicles; power > 200 W and voltage ≤ 100 V	10.278	49.314	101.118	527.477
85392930	Reflector lamp bulbs, excluding sealed beam units, ultra-violet/infra-red lamps, and tungsten halogen, not used in medical equipment or motor vehicles; power > 200 W and voltage ≤ 100 V	107	1.869	673	11.239
85392941	Flashlight bulbs; miniature indicator bulbs, rated up to 225 V, of a kind suitable for medical equipment,	9	178	416	6.408

Tabel 3 : Ekspor Indonesia menurut Komoditi (Kode HS 8 digit)

Mei 2022

Kode H S	Uraian golongan barang	Berat bersih (Kg)		Nilai F.O.B. (U S \$)	
		Bulan ini	Kumulatif	Bulan ini	Kumulatif
(1)	(2)	(3)	(4)	(5)	(6)
85392949	Flashlight bulbs; miniature indicator bulbs, rated up to 225 V, of a kind not suitable for medical equipment,	4.365	4.377	179.122	179.196
85392960	Filament lamps, exclud sealed beam units, ultra-violet/infra-red lamps, or tungsten halogen or flashlight bulbs; miniature indicator bulbs; capacity ≤ 200 W and voltage ≤ 100 V	307	785	3.438	7.823
85392990	Filament lamps, exclud sealed beam units, ultra-violet/infra-red lamps, or tungsten halogen or flashlight bulbs; miniature indicator bulbs, capacity > 300 W	502	2.420	8.863	29.432
85393120	Discharge lamps, other than UV lamps, straight tubes for other fluorescent lamps; fluorescent hot cathode	3	281	19	2.029
85393130	Discharge lamps, other than UV lamps, Compact hot cathode fluorescent lamps with built-in ballast	346	407	2.531	3.228
85393190	Discharge lamps, oth than UV lamps; fluorescent hot cathode; not elsewhere classified in subheading 853931	1.350	24.669	12.546	78.453
85393200	Mercury or sodium vapour lamps; metal halide lamps	1	10	25	499
85393910	Discharge lamps, other than UV lamps; tubes for compact fluorescent lamps, other than fluorescent, hot cathode or mercury or sodium vapour lamps; metal halide lamps	-	429	-	233.923
85393920	Discharge lamps, other than UV lamps; cold cathode fluorescent lamps (CCFLs) for backlighting of flat panel displays	-	96	-	60
85393990	Discharge lamps, other than UV lamps; fluorescent, cold cathode; not elsewhere classified in 853939	2.415	7.986	690.663	1.476.418
85394100	Arc-lamps	4.378	25.944	2.375.578	15.048.064
85394900	Ultra-violet or infra-red lamps	10.222	30.377	53.622	255.764
85395100	Light-emitting diode (LED) modules	451	2.375	12.644	61.911
85395210	Light-emitting diode (LED) lamps, equipped with screw bases	1	1	3	3
85395290	Light-emitting diode (LED) lamps, not equipped with screw bases	714	36.183	29.821	712.372
85399010	Parts of aluminium end caps for fluorescent lamps; aluminium screw caps for incandescent lamps	4	433	92	12.659
85399020	Parts of electric filament or discharge lamps, oth than aluminium end caps for fluorescent lamps; aluminium screw caps for incandescent lamps; suitable for lamps of motor vehicles	1.098	7.113	17.706	74.726
85399090	Parts of electric filament/discharge lamps oth than aluminium end caps for fluorescent lamps; aluminium screw caps for incandescent lamps; not suitable for motor vehicles lamps/of subhead 85395100,	500	3.948	39.912	229.239
85407900	Microwave tubes other than magnetrons(for example, klystrons, travelling wave tubes, carcinotrons), excluding grid-controlled tubes	-	21	-	6.273
85408100	Receiver or amplifier valves and tubes	-	139	-	1.035
85408900	Thermionic, cold cathode or photo-cathode valves and tubes not elsewhere classified in 8540	-	10	-	10.445
85409900	Part of thermionic, cold cathode or photo-cathode valves and tubes other than cathode-ray tubes	6	111	90	5.656
85411000	Diodes, other than photosensitive or light-emitting diodes (LED)	4.057	16.430	1.760.631	7.439.365
85412100	Transistors, other than photosensitive transistors with a dissipation rate of less than 1 W	2.675	9.593	176.423	574.246
85412900	Transistors, other than photosensitive transistors without a dissipation rate of less than 1 W	2.351	16.292	670.399	3.019.588
85413000	Thyristors, diacs and triacs, other than photosensitive devices	-	352	-	85.360
85414100	Light-emitting diodes (LED), whether or not assembled with other light-emitting diodes (LED)	3.498	33.021	1.661.442	13.322.956
85414200	Photovoltaic cells not assembled in modules or made up into panels	16.588	28.643	229.330	1.276.355
85414300	Photovoltaic cells assembled in modules or made up into panels	1.353.355	6.979.699	6.763.926	35.793.400

Tabel 3 : Ekspor Indonesia menurut Komoditi (Kode HS 8 digit)

Mei 2022

Kode H S	Uraian golongan barang	Berat bersih (Kg)		Nilai F.O.B. (U S \$)	
		Bulan ini	Kumulatif	Bulan ini	Kumulatif
(1)	(2)	(3)	(4)	(5)	(6)
85414900	Photosensitive semiconductor devices, other than LED and photovoltaic cells whether or not assembled in modules or made up into panels	16.821	328.165	1.259.847	8.488.261
85415900	Semiconductor devices other than semiconductor-based transducers	326	1.958	2.075.767	10.431.429
85416000	Mounted piezo-electric crystals	2.428	13.352	3.809.043	21.982.594
85419000	Part of semiconductor devices or photosensitive semiconductor devices or light-emitting diodes (LED) or mounted piezo-electric crystals	274	2.089	104.937	831.992
85423100	Electronic integrated circuits: processors and controllers, whether or not combined with memories, converters, logic circuits, amplifiers, clock and timing circuits, or other circuits	38.252	248.763	9.138.139	54.022.661
85423200	Electronic integrated circuits: memories	447	4.896	2.630.984	8.834.200
85423300	Electronic integrated circuits: amplifiers	3.643	8.370	453.873	2.731.290
85423900	Electronic integrated circuits other than processors and controllers or memories or amplifiers	63.558	272.651	20.209.225	99.260.668
85429000	Part of electronic integrated circuits	45.692	246.298	4.161.415	18.429.972
85431000	Electrical machines and apparatus, having individual functions, particle accelerators	-	13	-	3.747
85432000	Electrical machines and apparatus, having individual functions, signal generators	86	343	4.407	65.362
85433099	Machines and apparatus for electroplating, electrolysis or electrophoresis, not elsewhere classified in subheading 854330	0	251	1	14.674
85434000	Electronic cigarettes and similar personal electric vaporising devices	2	2	1.151	1.151
85437010	Electric fence energisers	14	213	16.292	66.126
85437021	Cordless infrared remote control devices for video game consoles, other than game controllers of heading 9504	259.978	580.128	11.944.984	27.148.411
85437029	Remote control apparatus, other than radio remote control apparatus; other than cordless infrared remote control devices for video game consoles, excluding game controllers of heading 9504	2.281	1.050.035	174.493	45.763.758
85437030	Electrical machines and apparatus with translation or dictionary functions	-	226	-	25.242
85437040	Equipment for removal of dust particles/elimination of electrostatic charge during the manufacture of PCB/PWB/PCBA; machine for curing material by ultra-violet light for the manufacture of PCB/PWB/PCBA	48	329	2.998	20.586
85437060	Digital signal processing apparatus capable of connect to a wired/wireless network for the mixing of sound; articles specifically designed for connect to telegraphic or telephonic apparatus/networks	-	1	-	26
85437090	Electrical machines and apparatus, having individual functions, not specified or included elsewhere in subheading 8543	678.753	2.123.411	249.769.445	727.652.814
85439010	Parts of goods of subheading 854310 or 854320	8	13	1.073	1.093
85439040	Parts of goods of subheading 85437040	-	3	-	283
85439090	Parts of electrical machines and apparatus, having individual functions other than of goods of subheading 854310 or 854320, 85433020, 85437030, and 85437040	46.077	311.676	8.632.041	47.973.700
85441120	Winding wire of copper with an outer coating or covering of paper, textiles or poly(vinyl chloride)	1.648.606	7.613.105	14.945.831	70.508.468
85441130	Winding wire of copper with an outer coating of lacquer	869	1.773	48.390	91.791
85441140	Winding wire of copper with an outer coating of enamel	215.630	1.822.683	2.648.194	21.539.416
85441190	Winding wire of copper without an outer coating or covering of paper, textiles or PVC, lacquer, and enamel	6.650	70.799	98.597	1.123.314
85441900	Winding wire of other than copper	38.899	172.673	2.092.437	10.907.358
85442011	Insulated cable fitted with rubber or plastics, for a voltage not exceeding 66 kV	363	41.088	37.216	467.924

Tabel 3 : Ekspor Indonesia menurut Komoditi (Kode HS 8 digit)

Mei 2022

Kode H S	Uraian golongan barang	Berat bersih (Kg)		Nilai F.O.B. (U S \$)	
		Bulan ini	Kumulatif	Bulan ini	Kumulatif
(1)	(2)	(3)	(4)	(5)	(6)
85442019	Insulated cable fitted other than with rubber or plastics, for a voltage not exceeding 66 kV	67.089	494.330	857.692	5.815.907
85442021	Insulated cable not fitted with rubber or plastics, for a voltage not exceeding 66 kV	296	4.759	14.951	127.670
85442029	Insulated cable not fitted other than with rubber or plastics, for a voltage not exceeding 66 kV	14.202	40.702	122.533	881.403
85442031	Insulated cable fitted with rubber or plastics, for a voltage exceeding 66 kV	-	739	-	36.753
85442039	Insulated cable fitted other than with rubber or plastics, for a voltage exceeding 66 kV	43	704	637	32.323
85442049	Insulated cable not fitted other than with rubber or plastics, for a voltage exceeding 66 kV	448	8.411	10.248	66.920
85443012	Wiring harnesses for motor vehicles, insulated with rubber or plastics, of a kind used for vehicles of heading 8702, 8703, 8704 or 8711	820.932	6.372.933	18.011.642	136.326.847
85443013	Wiring harnesses for motor vehicles, insulated with rubber or plastics, of a kind not used for vehicles of heading 8702, 8703, 8704 or 8711	316.993	2.186.620	9.157.580	61.600.752
85443014	Wiring harnesses for motor vehicles, insulated other than with rubber or plastics, of a kind used for vehicles of heading 8702, 8703, 8704 or 8711	206	1.516	2.059	21.814
85443019	Wiring harnesses for motor vehicles, insulated other than with rubber or plastics, of a kind used not for vehicles of heading 8702, 8703, 8704 or 8711	840.497	6.836.733	19.830.774	161.618.357
85443091	Ignition wiring sets and other wiring sets of a kind used in vehicles other than motor vehicles, aircraft, ships; insulated with rubber or plastics	23.401	26.665	163.327	219.412
85443099	Ignition wiring sets and other wiring sets of a kind used in vehicles other than motor vehicles, aircraft, ships; insulated not with rubber or plastics	2.185	32.030	190.609	1.624.014
85444211	Submarine telephone cables; submarine telegraph cables; submarine radio relay cables, fitted with connectors, for a voltage \leq 80 V	7	9.701	850	43.114
85444213	Electric conductors insulated with rubber, plastics or paper; fitted with connectors, used for telecommunications, voltage \leq 80 V, other than submarine telephone/telegraph/radio relay cables	49.942	131.330	1.060.647	4.296.660
85444219	Electric conductors, fitted with connectors, used for telecommunications, voltage \leq 80 V; not insulated with rubber, plastics or paper; other than submarine telephone/telegraph/radio relay cables	107.483	671.588	3.217.924	17.736.126
85444221	Submarine telephone cables; submarine telegraph cables; submarine radio relay cables, fitted with connectors, voltage $>$ 80 V but \leq 1,000 V	-	7	-	22
85444223	Electric conductors insulated with rubber, plastics/paper; fitted with connectors, used for telecommunications, voltage $>$ 80 V but \leq 1,000 V, oth than submarine telephone/telegraph/radio relay cables	1.237	6.336	347.382	1.770.741
85444229	Electric conductors, fitted with connector, used for telecommunication, voltage $>$ 80 V but \leq 1,000 V; not insulated with rubber/plastics/paper; oth than submarine telephone/telegraph/radio relay cables	50.823	387.152	622.389	5.355.105
85444232	Battery cables, fitted with connectors, insulated with rubber or platics, for vehicles of heading 8702, 8703, 8704 or 8711; voltage \leq 1,000 V	-	3	-	30
85444233	Battery cables, fitted with connectors, insulated with rubber or platics, other than for vehicles heading 8702, 8703, 8704 or 8711; voltage \leq 1,000 V	44	396	1.989	17.216
85444239	Battery cables, fitted with connectors, not insulated with rubber or platics, for vehicles other than heading 8702, 8703, 8704 or 8711; voltage \leq 1,000 V	3	96	1.368	7.921

Tabel 3 : Ekspor Indonesia menurut Komoditi (Kode HS 8 digit)

Mei 2022

Kode H S	Uraian golongan barang	Berat bersih (Kg)		Nilai F.O.B. (U S \$)	
		Bulan ini	Kumulatif	Bulan ini	Kumulatif
(1)	(2)	(3)	(4)	(5)	(6)
85444291	Flat data cables having two lines or more, fitted with connectors, insulated with rubber, plastics or paper; voltage ≤ 1,000 V	-	154.423	-	1.046.927
85444294	Electric cables insulated with plastics, of which each core having diameter ≤ 5 mm; fitted with connectors, voltage ≤ 1,000 V	17.355	73.667	230.597	948.591
85444295	Electric cables insulated with plastics, of which each core having diameter > 5 mm but ≤ 195 mm; fitted with connectors, voltage ≤ 1,000 V	873	3.069	23.514	130.077
85444296	Electric cables insulated with plastics > 195 mm, fitted with connectors; voltage ≤ 1,000 V; other than battery cables, not for communications	16.717	71.547	290.435	1.486.107
85444297	Electric cables insulated with rubber or paper, fitted with connectors; voltage ≤ 1,000 V; other than battery cables, not for communications	110.616	1.215.008	1.169.758	13.545.855
85444299	Electric conductors, fitted with connectors; voltage ≤ 1,000 V; not used for telecommunications other than battery cables	334.469	1.548.606	7.069.742	36.431.014
85444911	Submarine telephone cables; submarine telegraph cables; submarine radio relay cables, not fitted with connectors, for a voltage ≤ 80 V	-	20	-	34
85444913	Electric conductors insulated with rubber, plastics or paper; not fitted with connectors, used for telecommunications, voltage ≤ 80 V, other than submarine telephone/telegraph/radio relay cables;	-	56	-	2.574
85444919	Electric conductors, not fitted with connectors, used for telecommunications, voltage ≤ 80 V; insulated not with rubber/plastics/paper; other than submarine telephone/telegraph/radio relay cables	403	4.712	40.380	198.146
85444921	Shielded wire of a kind used in the manufacture of automotive wiring harnesses, not fitted with connectors, voltage ≤ 80 V	249.777	498.775	3.180.618	7.133.318
85444922	Electric cables insulated with plastics, each core having D ≤ 195 mm, not fitted with connectors, voltage ≤ 80 V, not used for telecommunications oth than manufacture automotive wiring harnesses	2.479	206.878	16.970	3.152.598
85444929	Electric conductors other than electric cables, insulated not with rubber, plastics or paper, not fitted with connectors, not used for telecommunications, voltage ≤ 80 V	13.222	99.205	196.852	1.240.890
85444932	Electric conductors insulated with plastics, not fitted with connectors, used for telecommunications, voltage > 80 V but ≤ 1,000 V, oth than submarine telephone/telegraph/radio relay cables	-	18	-	1.269
85444939	Electric conductors, not fitted w/ connector, used for telecommunication, voltage > 80 V but ≤ 1,000 V; not insulated w/ rubber/plastics/paper, oth than submarine telephone/telegraph/radio relay cable	1.180.291	7.766.535	11.099.234	68.438.983
85444941	Cables insulated with plastics, not used for telecommunications, not fitted with connectors, voltage > 80 V but ≤ 1,000 V	111.938	798.217	827.327	6.660.225
85444942	Cables insulated with rubber, plastics or paper, not fitted with connectors, use for telecommunications, voltage > 80 V but ≤ 1,000 V; other than cables isulated with plastics	23.090	99.070	184.898	812.573
85444949	Electric conductors, not fitted w/ connectors, not use for telecommunication, voltage > 80 V but ≤ 1,000 V, oth than cables isulated with plastics, rubber, plastics/paper	64.822	310.175	471.261	2.276.230
85446011	Cables insulated with plastics, of which each core having diameter of less than 227 mm, voltage > 1 kV but ≤ 36 kV	-	1.262	-	9.889
85446019	Electronics conductors other than cables insulated with rubber, plastics or paper, voltage exceeding 1 kV but not exceeding 36 kV	356.188	1.498.702	3.581.197	11.575.909

Tabel 3 : Ekspor Indonesia menurut Komoditi (Kode HS 8 digit)

Mei 2022

Kode H S	Uraian golongan barang	Berat bersih (Kg)		Nilai F.O.B. (U S \$)	
		Bulan ini	Kumulatif	Bulan ini	Kumulatif
(1)	(2)	(3)	(4)	(5)	(6)
85446029	Electronics conductors other than cables insulated with rubber, plastics or paper, voltage > 36 kV but ≤ 66 kV	75	1.983	1.129	5.208
85446031	Electronics conductors insulated with rubber, plastics or paper, voltage exceeding 66 kV	2	7	3	228
85446039	Electronics conductors not insulated with rubber, plastics or paper, voltage exceeding 66 kV	118.656	165.662	694.080	955.499
85447010	Submarine telephone cables; submarine telegraph cables; submarine radio relay cables	-	121.368	-	565.169
85447090	Optical fibre cables other than submarine telephone cables; submarine telegraph cables; submarine radio relay cables	51.906	573.119	712.141	5.973.942
85451100	Carbon electrodes with or without metal, of a kind used for furnaces	4.500	4.500	12.620	12.620
85451900	Carbon electrodes with or without metal, of a kind used for electrical purpose other than furnaces	157.745	710.601	295.466	1.327.779
85452000	Carbon brushes with or without metal, of a kind used for electrical purposes	10	147	681	11.430
85459000	Lamp carbons, battery carbons and other articles of graphite or other carbon, with or without metal, of a kind used for electrical purposes	61.336	100.999	1.371.944	1.868.222
85461000	Electrical insulators of glass	7.808	8.150	4.365	15.947
85462010	Transformer bushings and circuit breaker insulators of ceramics	54	160	23.765	184.270
85462090	Electrical insulators other than transformer bushings and circuit breaker insulators of ceramics	3.084	11.285	4.233	14.718
85469000	Electrical insulators of any material other than of glass or of ceramics	18.147	145.875	137.055	1.098.571
85471000	Insulating fittings for electrical machines, of ceramics, other than insulators of heading 8546	94	108	596	1.282
85472000	Insulating fittings for electrical machines, of plastics, other than insulators of heading 8546	4.363	19.558	155.584	506.955
85479090	Appliances/equipment, being fittings wholly of insulating material apart from any minor components of metal, incorporated during moulding solely for assembly, other than insulators of heading 8546	628	4.420	40.938	92.879
85480000	Electrical parts of machinery or apparatus, not specified or included elsewhere in this Chapter	41	156.269	3.581	2.903.086
85491119	Lead acid scrap storage batteries, drained or undrained; not used in aircraft, other than subheading 85071092, 85071095, 85072094 or 85072095	-	31	-	265
85491130	Waste and scrap of lead-acid accumulators containing mainly copper	-	15.060	-	23.888
85491910	Electrical and electronic waste and scrap of primary cells and primary batteries, other than classified in subheading 854911-854914	186	1.368	225	2.389
85491990	Spent primary cells, spent primary batteries and spent electric accumulators, other than classified in subheading 854911-854914	-	11.996	-	50.053
85492900	Electrical&electronic waste&scrap,used for recovery of precious metal,not have primary cells/batteri,electric accumulator,mercury-switch,glass from CRT/electronic part have cadmium,mercury, lead/PCBs	51.870	103.852	771.767	1.752.498
85499900	Electrical and electronic waste and scrap, not elsewhere classified in heading 8549	-	24.594	-	209.382
86050000	Railway or tramway passenger coaches, not self-propelled; luggage vans, post office coaches and other special purpose railway or tramway coaches, not self-propelled (excluding those of heading 8604)	-	10	-	2
86061000	Tank wagons and the like, not self-propelled	-	383	-	1.293
86071900	Axles and wheels, including parts thereof and parts of bogies or bissel bogies	230.347	586.981	415.600	1.139.503
86072100	Air brakes and parts thereof	169	171	8.014	8.159
86073000	Hooks and other coupling devices, buffers, and parts thereof	8	8	0	0

Tabel 3 : Ekspor Indonesia menurut Komoditi (Kode HS 8 digit)

Mei 2022

Kode H S	Uraian golongan barang	Berat bersih (Kg)		Nilai F.O.B. (U S \$)	
		Bulan ini	Kumulatif	Bulan ini	Kumulatif
(1)	(2)	(3)	(4)	(5)	(6)
86079100	Parts of railway or tramway of locomotives, other than bogies, bissel-bogies, axles and wheels, brakes, and parts thereof	-	82	-	2.159
86079900	Parts of railway or tramway of rolling-stock, other than bogies, bissel-bogies, axles and wheels, brakes, and parts thereof	18.440	106.558	422.076	2.385.354
86080020	Electro-mechanical signalling, safety or traffic control equipment for railways, tramways, roads, inland waterways, parking facilities, port installations or airfields	-	1.385	-	11.449
86080090	Non electro-mechanical signalling, safety or traffic control equipment for railways, tramways, roads, inland waterways, parking facilities, port installations or airfields	-	1.018	-	9.602
86090010	Containers of base metal (including containers for the transport of fluids) specially designed and equipped for carriage by one or more modes of transport	1.377.328	6.637.802	680.425	2.790.511
86090090	Containers of non-base metal (including containers for the transport of fluids) specially designed and equipped for carriage by one or more modes of transport	2.481	270.400	11.486	1.492.832
87011011	Single axle tractors for agricultural use; of a power ≤ 225 kW, whether or not electrically operated	1.567	181.496	2.587	3.116.503
87011019	Single axle tractors not for agricultural use; of a power ≤ 225 kW, whether or not electrically operated	-	270	-	1.060
87011099	Single axle tractors not for agricultural use; of a power > 225 kW, whether or not electrically operated	-	450	-	2.100
87012990	Tractors (other than tractors of heading 8709) not elsewhere spesified in 8701, not CKD	-	78	-	3.208
87019110	Agricultural tractors, of an engine power not exceeding 18 kW	-	20.590	-	47.861
87019210	Agricultural tractors, of an engine power exceeding 18 kW but not exceeding 37 kW	878.193	3.509.936	8.487.515	34.707.109
87019310	Agricultural tractors, of an engine power exceeding 37 kW but not exceeding 75 kW	158.928	1.057.071	1.483.106	10.263.560
87019510	Agricultural tractors, of an engine power exceeding 130 kW	920	2.621	8.500	15.724
87021010	Motor cars (including stretch limousines), for the transport of ≥ 10 persons, including driver, with only engine (diesel or semi-diesel); CKD	-	1.950	-	14.940
87021060	Motor cars (including stretch limousines), for the transport of ≥ 10 persons, including driver; with only engine (diesel or semi-diesel); not CKD	199.440	545.348	2.505.940	6.820.950
87021079	Motor coaches, buses or minibuses, for the transport ≥ 30 persons, specially design use in airports, of a gvw of > 18 t but ≤ 24 t, with only engine (diesel or semi-diesel); not CKD	-	5	-	25
87031010	Golf cars (including golf buggies) and similar vehicles	465	465	5.423	5.423
87031090	Vehicles specially designed for travelling on snow	-	29.950	-	161.015
87032159	Motor cars (incl station wagon & sports car, but excl van, sedan, motor-homes, ambulance, ATV, Go-kart), not 4 WD, w/ only spark-ignition internal combustion piston engine, cylinder capacity ≤ 1,000 cc, not CKD	3.180.940	21.031.105	28.266.719	194.459.909
87032191	Three-wheeled vehicles, with only spark-ignition internal combustion piston engine, of a cylinder capacity ≤ 1,000 cc, not CKD	202.020	543.900	1.195.740	3.219.300
87032199	Vans, with only spark-ignition internal combustion piston engine, of a cylinder capacity ≤ 1,000 cc, not CKD	-	1.106.670	-	6.119.562
87032217	Sedan, with only spark-ignition internal combustion piston engine, of a cylinder capacity > 1,000 cc but ≤ 1,500 cc, CKD	-	1.300	-	6.000
87032229	Motor cars (including station wagons and sports cars, not including vans), of 4 WD, with only spark-ignition internal combustion piston engine, of a cylinder capacity > 1,000 cc but ≤ 1,500 cc, CKD	1.093.888	6.262.818	7.601.193	42.901.083
87032230	Vans, with only spark-ignition internal combustion piston engine, of a cylinder capacity > 1,000 cc but ≤ 1,500 cc, CKD	-	1.700	-	19.794

Tabel 3 : Ekspor Indonesia menurut Komoditi (Kode HS 8 digit)

Mei 2022

Kode H S	Uraian golongan barang	Berat bersih (Kg)		Nilai F.O.B. (U S \$)	
		Bulan ini	Kumulatif	Bulan ini	Kumulatif
(1)	(2)	(3)	(4)	(5)	(6)
87032247	Sedan, with only spark-ignition internal combustion piston engine, of a cylinder capacity > 1,000 cc but ≤ 1,500 cc, not CKD	-	5.260	-	57.758
87032259	Motor cars (including station wagons and sports cars, not incl vans), of 4 WD, with only spark-ignition internal combustion piston engine, of a cylinder capacity > 1,000 cc but ≤ 1,500 cc, not CKD	14.383.341	70.957.975	133.830.951	647.508.220
87032290	Vans, with only spark-ignition internal combustion piston engine, of a cylinder capacity > 1,000 cc but ≤ 1,500 cc, not CKD	947.155	7.868.015	9.366.579	78.010.604
87032321	Sedan, with only spark-ignition internal combustion piston engine, of a cylinder capacity > 1,500 cc but ≤ 1,800 cc, CKD	-	16.000	-	150.080
87032323	Sedan, with only spark-ignition internal combustion piston engine, of a cylinder capacity > 2,000 cc but ≤ 2,500 cc, CKD	1.810	3.300	10.948	25.948
87032324	Sedan, with only spark-ignition internal combustion piston engine, of a cylinder capacity > 2,500 cc, CKD	1.538	1.538	16.304	16.304
87032333	Motor cars (incl station wagons and sports cars, not incl vans), of 4WD, with only spark-ignition internal combustion piston engine, of a cylinder capacity > 2,000 cc but ≤ 2,500 cc, CKD	-	3.000	-	42.210
87032335	Motor cars (incl station wagons and sports cars, not incl vans), not 4WD, with only spark-ignition internal combustion piston engine, of a cylinder capacity > 1,500 cc but ≤ 2,000 cc; CKD	-	22.581	-	98.972
87032336	Motor cars (incl station wagons and sports cars, not incl vans), not 4WD, with only spark-ignition internal combustion piston engine, of a cylinder capacity > 2,000 cc; CKD	-	3.330	-	6.633
87032342	Vans, with only spark-ignition internal combustion piston engine, of a cylinder capacity > 2,000 cc; CKD	-	7.000	-	14.300
87032358	Sedan, with only spark-ignition internal combustion piston engine, of a cylinder capacity > 2,500 cc; not CKD	-	1.276	-	4.500
87032362	Motor cars (incl station wagons and sports cars, not incl vans), of 4WD, with only spark-ignition internal combustion piston engine, of a cylinder capacity > 1,800 cc but ≤ 2,000 cc; not CKD	2.000	2.000	24.880	24.880
87032363	Motor cars (incl station wagons and sports cars, not incl vans), of 4WD, with only spark-ignition internal combustion piston engine, of a cylinder capacity > 2,000 cc but ≤ 2,500 cc; not CKD	-	4.250	-	83.729
87032364	Motor cars (incl station wagons and sports cars, not incl vans), of 4WD, with only spark-ignition internal combustion piston engine, of a cylinder capacity > 2,500 cc; not CKD	-	1.500	-	33.950
87032365	Motor cars (incl station wagons and sports cars, not incl vans), not 4 WD, with only spark-ignition internal combustion piston engine, of a cylinder capacity > 1,500 cc but ≤ 1,800 cc; not CKD	7.886.703	55.667.312	72.341.835	515.410.869
87032366	Motor cars (incl station wagons and sports cars, not incl vans), not 4 WD, with only spark-ignition internal combustion piston engine, of a cylinder capacity > 1,800 cc but ≤ 2,000 cc; not CKD	-	2.800	-	20.141
87032367	Motor cars (incl station wagons and sports cars, not incl vans), not 4 WD, with only spark-ignition internal combustion piston engine, of a cylinder capacity > 2,000 cc but ≤ 2,500 cc; not CKD	328.060	2.227.860	3.099.050	21.235.334
87032368	Motor cars (incl station wagons and sports cars, not incl vans), not 4 WD, with only spark-ignition internal combustion piston engine, of a cylinder capacity > 2,500 cc, not CKD	5.584.630	33.846.160	62.427.048	383.591.349
87032371	Vans, with only spark-ignition internal combustion piston engine, of a cylinder capacity > 1,500 cc but ≤ 1,800 cc; not CKD	6.750	6.750	15.000	15.000

Tabel 3 : Ekspor Indonesia menurut Komoditi (Kode HS 8 digit)

Mei 2022

Kode H S	Uraian golongan barang	Berat bersih (Kg)		Nilai F.O.B. (U S \$)	
		Bulan ini	Kumulatif	Bulan ini	Kumulatif
(1)	(2)	(3)	(4)	(5)	(6)
87032415	Sedan, with only spark-ignition internal combustion piston engine, of a cylinder capacity > 3,000 cc; CKD	1.330	5.890	7.684	45.059
87032449	Sedan, not of 4 WD, with only spark-ignition internal combustion piston engine, of a cylinder capacity > 3,000 cc; CKD	-	4.335	-	307.527
87032459	Motor cars (including station wagons and sports cars, but not including vans), of not 4 WD, with only spark-ignition internal combustion piston engine, cylinder capacity >3,000 cc; CKD	-	12.480	-	88.400
87033129	Motor cars (including station wagons and sports cars, but not including vans), of not 4 WD, with only engine (diesel or semi-diesel), cylinder capacity ≤ 1,500 cc; CKD	910	4.840	1.808	25.986
87033232	Motor cars (including station wagons and sports cars, but not including vans), of 4 WD, with only engine (diesel or semi-diesel), cylinder capacity >1,800 cc but ≤ 2,000 cc; CKD	-	3.300	-	15.000
87033380	Motor cars (incl station wagons and sports cars, but not incl vans), not of 4WD, with only engine (diesel or semi-diesel), of a cylinder capacity > 2,500 cc; not CKD	-	8.137	-	92.330
87034047	Hearses, of a cylinder capacity > 3,000 cc, hybrid with spark-ignition engine and electric motor for propulsion, not capable charged by plugg to external source of electric; not CKD	-	40.000	-	30.000
87038099	Vans, not for prison; with only electric motor for propulsion; not CKD	-	3.168	-	49.074
87039099	Vans, not for prison; not spark or compression-ignition internal combustion piston engine; not electric motor; not CKD	-	11.500	-	21.148
87041013	Motor vehicles for the transport of goods; dumpers designed for off-highway use; g.v.w .≤ 5 t; CKD	100.000	460.981	81.600	471.491
87041014	Motor vehicles for the transport of goods; dumpers designed for off-highway use; g.v.w. > 5 t & ≤ 10 t; CKD	-	222.901	-	1.026.121
87041018	Motor vehicles for the transport of goods; dumpers designed for off-highway use; g.v.w. > 45 t; CKD	30.300	30.345	40.000	46.108
87041031	Motor vehicles for the transport of goods; dumpers designed for off-highway use; g.v.w .≤ 5 t; not CKD	-	11.850	-	84.341
87042119	Motor vehicles other than refrigerated lorries, pick-up trucks & three-wheeled vehicles; for the transport of goods, with only diesel or semi-diesel engine; g.v.w .≤ 5 t; CKD	20.000	318.075	16.320	1.886.354
87042126	Pick-up trucks; for the transport of goods, with only diesel or semi-diesel engine; g.v.w .≤ 5 t; not CKD	733.046	733.046	5.494.358	5.494.358
87042129	Motor vehicles other than refrigerate, garbage collect, tanker, armoured, hooklift, pick-up, 3-wheeled; for the transport of goods, with only diesel or semi-diesel engine; g.v.w .≤ 5 t; not CKD	-	2.612.772	-	18.895.438
87042229	Motor vehicles other than refrigerate, garbage collect, tanker, armoured, hooklift; for the transport of goods, with only diesel or semi-diesel engine; g.v.w. > 5 t & ≤ 6 t; not CKD	279.225	1.603.438	1.330.657	10.529.319
87042251	Motor vehicles other than refrigerate, garbage collect, tanker, armoured, hooklift; for the transport of goods, with only diesel or semi-diesel engine; g.v.w. > 6 t & ≤ 10 t; not CKD	65.040	382.925	473.952	2.755.701
87042386	Dumpers; for the transport of goods, with only diesel or semi-diesel engine; g.v.w. > 45 t; not CKD	3.810	7.620	18.000	36.000
87043123	Tanker vehicles; bulk-cement lorries (trucks); for the transport of goods, with only spark-ignition engine; g.v.w. ≤ 5 t; not CKD	8	11	100	426
87043129	Motor vehicles other than refrigerate, garbage collect, tanker, armoured, hooklift, pick-up, 3-wheeled; for the transport of goods, with only spark-ignition engine; g.v.w. ≤ 5 t; not CKD	854.058	4.203.768	7.690.288	40.530.533

Tabel 3 : Ekspor Indonesia menurut Komoditi (Kode HS 8 digit)

Mei 2022

Kode H S	Uraian golongan barang	Berat bersih (Kg)		Nilai F.O.B. (U S \$)	
		Bulan ini	Kumulatif	Bulan ini	Kumulatif
(1)	(2)	(3)	(4)	(5)	(6)
87043219	Motor vehicles other than refrigerated lorries (trucks); for the transport of goods, with only spark-ignition engine; g.v.w. > 5 t & ≤ 6 t; CKD	3.810	3.810	20.000	20.000
87043292	Motor vehicles other than refrigerated lorries (trucks); for the transport of goods, with only spark-ignition engine; g.v.w. > 45 t; CKD	15.300	30.965	101.048	208.148
87043298	Dumpers; for the transport of goods, with only spark-ignition engine; g.v.w. > 45 t; not CKD	-	13.500	-	89.376
87043299	Motor vehicles other than refrigerate, garbage collect, tanker, armoured, hooklift, dumpers; for the transport of goods, with only spark-ignition engine; g.v.w. > 45 t; not CKD	-	115.000	-	73.020
87049091	Motor vehicles for the transport of goods; not spark or compression-ignition internal combustion piston engine; not electric motor; g.v.w. ≤ 5 t; not CKD	-	21.645	-	166.697
87049094	Motor vehicles for the transport of goods; not spark or compression-ignition internal combustion piston engine; not electric motor; g.v.w. > 20 t & ≤ 45 t; not CKD	8.585	8.585	27.869	27.869
87051000	Crane lorries	53.255	53.255	50.000	50.000
87052000	Mobile drilling derricks	-	14.900	-	140.000
87053000	Fire fighting vehicles	-	4.130	-	120.177
87059090	Special purpose motor vehicles; not elsewhere classified of heading 8705	30.000	30.107	117.132	118.818
87060011	Chassis fitted with engines; for vehicles of heading 8701; for agricultural tractors	-	45	-	11
87060019	Chassis fitted with engines; for vehicles of heading 8701; other than for agricultural tractors	1	1	10	10
87060033	Chassis fitted with engines; for vehicles of heading 8703; for motor cars (including station wagons and sports cars, but not including vans)	-	32.778	-	195.300
87071090	Bodies (including cabs); for the vehicles of heading 8703; other than for go-karts, golf cars, ambulances, snow vehicles	2.151	240.196	58.987	2.558.353
87079011	Bodies (including cabs); for vehicles of heading 8701; driver's cabin for vehicles of subheading 870120	-	1	-	84
87079019	Bodies (including cabs); for vehicles of heading 8701; other than driver's cabin for vehicles of subheading 870120	-	2	-	5
87079029	Bodies (including cabs); for vehicles of heading 8702; other than for motor cars stretch limousines	-	7	-	130
87079090	Bodies (including cabs); for vehicles of heading 8704; other than driver's cabin for vehicles of subheading 870120	425.770	1.862.400	2.771.661	10.902.890
87081010	Bumpers and parts thereof; for vehicles of heading 8701	1.048	2.622	46.152	109.774
87081090	Bumpers and parts thereof; other than for vehicles of heading 8701	104.054	975.488	1.058.914	7.326.135
87082100	Safety seat belts; for vehicles of headings 8701 to 8705	20.137	154.679	186.944	1.450.381
87082220	Front windcreens (windshields), rear windows and other windows specified in subheading note 1 to this chapter; for vehicles of heading 8703	7.427	124.391	312.617	1.260.517
87082230	Front windcreens (windshields), rear windows and other windows specified in subheading note 1 to this chapter; for vehicles of heading 8702, 8704 or 8705	7.065	76.141	100.458	485.341
87082911	Components of door trim assemblies; for vehicles of heading 8701	137	22.700	578	297.445
87082915	Components of door trim assemblies; door armrests for vehicles of heading 8703	7.239	142.659	201.448	2.241.028
87082916	Components of door trim assemblies; other than door armrests for vehicles of heading 8703	177.165	1.141.978	1.603.523	10.355.757
87082917	Components of door trim assemblies; for vehicles of subheading 870410	-	109	-	397
87082918	Components of door trim assemblies; for vehicles of heading 8702 or other vehicles of heading 8704	357	37.456	2.666	110.239
87082919	Components of door trim assemblies; for vehicles of heading 8705	2.820	21.788	30.275	336.493

Tabel 3 : Ekspor Indonesia menurut Komoditi (Kode HS 8 digit)

Mei 2022

Kode H S	Uraian golongan barang	Berat bersih (Kg)		Nilai F.O.B. (U S \$)	
		Bulan ini	Kumulatif	Bulan ini	Kumulatif
(1)	(2)	(3)	(4)	(5)	(6)
87082920	Parts of safety seat belts; for vehicles of headings 8701 to 8705	2.920	46.196	14.275	298.825
87082992	Other than components of door trim assemblies & parts of safety seat belts; for vehicles of heading 8701	3.832	31.421	20.431	201.389
87082993	Interior trim fittings; mudguards; for vehicles of heading 8703	141.784	904.651	1.345.747	8.025.831
87082994	Hood rods; for vehicles of heading 8703	786	2.839	2.829	11.537
87082995	Other than components of door trim assemblies & parts of safety seat belts; other than Interior trim fittings, mudguards, hood rods; for vehicles of heading 8703	1.021.718	6.148.894	6.344.096	36.411.743
87082996	Interior trim fittings; mudguards; for vehicles of heading 8702 or 8704	1.470	6.348	11.220	41.759
87082997	Hood rods; for vehicles of heading 8702 or 8704	254	2.248	20.076	46.288
87082998	Other than components of door trim assemblies & parts of safety seat belts; other than Interior trim fittings, mudguards, hood rods; for vehicles of heading 8702 or 8704	5	59.657	95	419.670
87082999	Other than components of door trim assemblies & parts of safety seat belts; for vehicles of heading 8705	630.508	6.934.715	3.426.476	23.914.964
87083010	Brakes and servo-brakes, parts thereof; for vehicles of heading 8701	64	1.419	963	22.233
87083021	Brake drums, brake discs or brake pipes; for vehicles of heading 8703	410.097	3.183.828	1.651.384	12.611.191
87083029	Brakes and servo-brakes, parts thereof; other than brake drums, brake discs or brake pipes; for vehicles of heading 8703	54.635	261.222	550.675	3.354.612
87083030	Brake drums, brake discs or brake pipes for vehicles of heading 8702 or 8704	34.466	110.546	195.778	746.389
87083090	Brakes and servo-brakes, parts thereof; other than brake drums, brake discs or brake pipes; for vehicles of heading 8705	182.147	921.018	452.472	2.157.450
87084011	Gear boxes, unassembled; for vehicles of heading 8703	143.125	448.155	1.582.152	6.768.511
87084013	Gear boxes, unassembled; for vehicles of heading 8704 or 8705	15	15	30	30
87084014	Gear boxes, unassembled; for vehicles of heading 8701	4	4	5	5
87084019	Gear boxes, unassembled; for vehicles of heading 8702	2.634	19.988	31.932	322.561
87084025	Gear boxes, assembled; for vehicles of heading 8701	4.536	22.032	86.561	407.323
87084026	Gear boxes, assembled; for vehicles of heading 8703	1.301.971	8.019.283	24.598.007	151.678.326
87084027	Gear boxes, assembled; for vehicles of heading 8704 or 8705	86.432	625.523	1.423.960	11.198.168
87084029	Gear boxes, assembled; for vehicles of heading 8702	29	4.043	2.096	14.575
87084091	Parts of gear boxes; for vehicles of heading 8701	1.987	16.922	4.123	26.989
87084092	Parts of gear boxes; for vehicles of heading 8703	38.708	1.005.242	215.258	4.030.847
87084099	Parts of gear boxes; for vehicles; other than of heading 8701 and 8703	170.148	1.009.819	1.047.168	6.252.283
87085011	Drive-axles with differential, whether or not provided with other transmission components, and non-driving axles; unassembled; for vehicles of heading 8703	41.951	228.179	307.586	1.410.357
87085013	Drive-axles with differential, whether or not provided with other transmission components, and non-driving axles; unassembled; for vehicles of heading 8704 or 8705	-	5.132	-	47.547
87085019	Drive-axles with differential, whether or not provided with other transmission components, and non-driving axles; unassembled; for vehicles of heading 8702	19	2.094	153	2.368
87085025	Drive-axles with differential, whether or not provided with other transmission components, and non-driving axles; assembled; for vehicles of heading 8701	3	4	330	342
87085026	Drive-axles with differential, whether or not provided with other transmission components, and non-driving axles; assembled; for vehicles of heading 8703	614.928	2.942.585	8.802.448	37.481.456
87085029	Drive-axles with differential, whether or not provided with other transmission components, and non-driving axles; assembled; for vehicles of heading 8702	247.057	1.949.628	1.568.461	12.565.903

Tabel 3 : Ekspor Indonesia menurut Komoditi (Kode HS 8 digit)

Mei 2022

Kode H S	Uraian golongan barang	Berat bersih (Kg)		Nilai F.O.B. (U S \$)	
		Bulan ini	Kumulatif	Bulan ini	Kumulatif
(1)	(2)	(3)	(4)	(5)	(6)
87085092	Parts of drive-axles with differential, whether or not provided with other transmission components, and non-driving axles; for vehicles of heading 8701	2.424	22.218	5.031	40.737
87085094	Crown wheels and pinions; for vehicles of heading 8703	24	39	249	279
87085095	Parts of drive-axles with differential, whether or not provided with other transmission components, and non-driving axles; for vehicles of heading 8703	27.987	120.431	136.404	560.392
87085096	Crown wheels and pinions; for vehicles; other than of heading 8701 and 8703	-	293	-	14.895
87085099	Parts of drive-axles with differential, whether or not provided with other transmission components, and non-driving axles; for vehicles; other than of heading 8701 and 8703	52.666	346.176	398.834	2.010.542
87087015	Hub-caps; for vehicles of heading 8701	-	80	-	365
87087016	Hub-caps; for vehicles of heading 8703	203	1.471	2.365	10.281
87087018	Hub-caps; for vehicles of heading 8702 or 8704; other than of subheading 870410	774	2.536	1.072	5.568
87087019	Hub-caps; for vehicles of heading 8705	61.192	629.982	337.354	3.391.817
87087022	Wheels fitted with tyres; for vehicles of heading 8703	-	2.260	-	14.500
87087023	Wheels fitted with tyres; for vehicles of heading 8702 or 8704 (excluding subheading 870410)	-	216	-	250
87087029	Wheels fitted with tyres; for vehicles of heading 8705	4.922	20.579	160.323	643.924
87087031	Wheels not fitted with tyres; for vehicles of heading 8701	9.844	139.731	45.827	464.324
87087032	Wheels not fitted with tyres; for vehicles of heading 8703	2.869.350	17.477.095	16.968.590	98.522.175
87087034	Wheels not fitted with tyres; for vehicles of heading 8702 or other vehicles of heading 8704	120.703	721.292	262.493	1.621.299
87087039	Wheels not fitted with tyres; for vehicles of heading 8705; or dumpers designed for off-highway use with g.v.w. ≤ 45 t	14	2.156	613	79.559
87087095	Parts and accessories of the road wheels; other than hub-cups, wheels, tyres; for vehicles of heading 8701	-	70	-	40
87087096	Parts and accessories of the road wheels; other than hub-cups, wheels, tyres; for vehicles of heading 8702 or 8704	20.864	198.238	49.743	415.226
87087097	Parts and accessories of the road wheels; other than hub-cups, wheels, tyres; for vehicles of heading 8703	18	917	879	20.432
87087099	Parts and accessories of the road wheels; other than hub-cups, wheels, tyres; for vehicles of heading 8705	40.158	368.497	139.325	1.282.151
87088015	Suspension systems; for vehicles of heading 8701	698	4.543	5.252	27.198
87088016	Suspension systems; for vehicles of heading 8703	48.799	466.214	421.545	3.705.761
87088017	Suspension systems; for vehicles of subheading 870410 or heading 8705	112	1.861	231	11.351
87088019	Suspension systems; for vehicles of heading 8702 or 8704 (excluding subheading 870410)	409.348	1.999.337	1.103.627	5.010.810
87088092	Parts of suspension systems; for vehicles of heading 8703	99.255	424.000	414.863	1.859.248
87088099	Parts of suspension systems; for vehicles; other than of heading 8701 and 8703	89.875	487.338	324.340	1.817.420
87089115	Radiators; for vehicles of heading 8701	34	164	358	1.577
87089116	Radiators; for vehicles of heading 8703	249.153	1.251.668	3.185.447	15.083.947
87089117	Radiators; for vehicles of subheading 870410	15	1.560	50	350
87089118	Radiators; for vehicles of heading 8702 or 8704 (excluding subheading 870410)	102	5.172	2.442	123.278
87089119	Radiators; for vehicles of heading 8705	4.163	86.878	61.257	1.038.947
87089191	Parts of radiators; for vehicles of heading 8701	-	19	-	305
87089193	Drain plugs of radiators; for vehicles of heading 8703	9	55	249	677
87089194	Drain plugs of radiators; for vehicles of heading 8702 or 8704 (excluding subheading 870410)	-	21	-	37
87089195	Parts of radiators; for vehicles of heading 8703	1.705	12.793	12.346	64.722
87089199	Parts of radiators; for vehicles of heading 8705 and subheading 870410	330.210	2.175.813	4.258.910	26.192.817
87089210	Silencers (mufflers) and exhaust pipes and parts thereof; for vehicles of heading 8701	-	19	-	122
87089220	Silencers (mufflers) and exhaust pipes and parts thereof; for vehicles of heading 8703	24.099	99.122	990.282	3.903.537

Tabel 3 : Ekspor Indonesia menurut Komoditi (Kode HS 8 digit)

Mei 2022

Kode H S	Uraian golongan barang	Berat bersih (Kg)		Nilai F.O.B. (U S \$)	
		Bulan ini	Kumulatif	Bulan ini	Kumulatif
(1)	(2)	(3)	(4)	(5)	(6)
87089251	Silencers (mufflers) and exhaust pipes; for vehicles of subheading 870410	313	1.051	4.540	13.111
87089252	Parts of silencers (mufflers) and exhaust pipes; for vehicles of subheading 870410	25	626	906	26.170
87089261	Silencers (mufflers) and exhaust pipes; for vehicles of heading 8702 or vehicles of heading 8704 (excluding vehicles of subheading 870410)	5	1.207	34	27.893
87089262	Parts of silencers (mufflers) and exhaust pipes; for vehicles of heading 8702 or vehicles of heading 8704 (excluding vehicles of subheading 870410)	1.716	17.342	25.689	181.249
87089290	Silencers (mufflers) and exhaust pipes and parts thereof; for vehicles of heading 8705	25.291	137.900	439.112	2.704.426
87089350	Clutches and parts thereof; for vehicles of heading 8701	2.956	12.543	6.135	33.668
87089360	Clutches and parts thereof; for vehicles of heading 8703	716.917	3.308.686	4.283.083	22.811.685
87089370	Clutches and parts thereof; for vehicles of heading 8704 or 8705	8.126	799.320	103.978	5.000.425
87089390	Clutches and parts thereof; for vehicles of heading 8702	121.490	824.774	1.020.449	8.025.718
87089411	Steering wheels with airbag assemblies; for vehicles of heading 8701	200	3.507	5.095	91.854
87089419	Steering wheels with airbag assemblies; for vehicles of heading 8702 to 8705	12	1.406	1.991	42.276
87089494	Steering columns and steering boxes and parts thereof; for vehicles of heading 8701	146	292	2.385	4.770
87089495	Steering columns and steering boxes and parts thereof; for vehicles of heading 8703	119.325	841.379	1.722.457	10.888.894
87089499	Steering columns and steering boxes and parts thereof; for vehicles of heading 8702, 8704, and 8705	171.572	762.853	1.332.549	5.825.596
87089510	Safety airbags with inflater system; for vehicles of heading 8701 to 8705	27.433	84.992	178.789	825.872
87089590	Parts of safety airbags with inflater system; for vehicles of heading 8701 to 8705	1.984	19.799	55.062	409.807
87089911	Unassembled fuel tanks, engine brackets; for vehicles of heading 8701	101.791	638.263	496.639	2.904.001
87089919	Parts and accessories of the motor vehicles of heading 8701, not elsewhere classified in heading 8708	20.509	35.616	193.488	299.072
87089921	Fuel tanks; for vehicles of heading 8702, 8703 or 8704	5.458	18.746	56.100	197.377
87089924	Lower half of the fuel tank, fuel caps, filler pipes, filler hose assembly, fuel tank bands; for vehicles of heading 8702, 8703 or 8704	8.432	16.999	74.682	223.184
87089925	Part of fuel tanks other than lower half of the fuel tank, fuel caps, filler pipes, filler hose assembly, and fuel tank bands; for vehicles of heading 8702, 8703 or 8704	1.712	43.780	26.060	546.068
87089930	Accelerator, brake or clutch pedals; for vehicles of heading 8702, 8703 or 8704	7.722	26.373	111.801	477.311
87089940	Battery carriers or trays and brackets therefor; for vehicles of heading 8702, 8703 or 8704	2.791	13.959	11.934	60.749
87089950	Radiator shrouds; for vehicles of heading 8702, 8703 or 8704	131	901	2.598	16.836
87089961	Chassis frames or parts thereof; for vehicles of heading 8702	-	56	-	3.977
87089962	Chassis frames or parts thereof; for vehicles of heading 8703	108.737	571.650	527.220	2.047.651
87089963	Chassis frames or parts thereof; for vehicles of heading 8704	29.304	251.254	75.082	638.834
87089970	Engine brackets; for vehicles of heading 8702, 8703 or 8704	114.371	580.197	457.126	3.252.013
87089980	Parts and accessories of the vehicles of heading 8702, 8703 or 8704, not elsewhere classified in heading 8708	2.471.149	13.559.412	22.085.412	119.652.107
87089991	Unassembled fuel tanks, engine brackets; for vehicles of heading 8705	4.539	29.150	94.591	597.229
87089999	Parts and accessories of the vehicles of heading 8705, not elsewhere classified in heading 8708	2.857.644	14.711.334	22.938.773	108.826.061
87091900	Non-electrical work trucks (self-propelled, not fitted with lifting/handling equipment, used for short distance transport of goods) and tractors (used on railway station platforms)	-	868.000	-	1.613.220

Tabel 3 : Ekspor Indonesia menurut Komoditi (Kode HS 8 digit)

Mei 2022

Kode H S	Uraian golongan barang	Berat bersih (Kg)		Nilai F.O.B. (U S \$)	
		Bulan ini	Kumulatif	Bulan ini	Kumulatif
(1)	(2)	(3)	(4)	(5)	(6)
87099000	Parts of work trucks (self-propelled, not fitted with lifting/handling equipment, used for short distance transport of goods) and tractors (used on railway station platforms)	14.925	37.383	38.418	94.157
87100000	Tanks and other armoured fighting vehicles, motorised, whether or not fitted with weapons, and parts of such vehicles	-	145	-	117.114
87111015	Motorcycles and motor scooters other than powered kick scooters and pocket motorcycles; with internal combustion piston engine of a cylinder capacity not exceeding 50 cc; Completely Knocked Down	420	3.780	3.550	47.274
87111019	Cycles (other than bicycles) fitted with an auxiliary motor; with internal combustion piston engine of a cylinder capacity not exceeding 50 cc; Completely Knocked Down	6.580	67.343	66.850	638.863
87111092	Mopeds or motorised bicycles; with internal combustion piston engine of a cylinder capacity not exceeding 50 cc; not Completely Knocked Down	-	1.220	-	9.100
87111095	Motorcycles and motor scooters other than powered kick scooters and pocket motorcycles; with internal combustion piston engine of a cylinder capacity not exceeding 50 cc; not Completely Knocked Down	250	1.510	1.000	8.603
87111099	Cycles (other than bicycles) fitted with an auxiliary motor; with internal combustion piston engine of a cylinder capacity not exceeding 50 cc; not Completely Knocked Down	730	2.924	4.261	57.014
87112011	Motocross motorcycles; with internal combustion piston engine of a cylinder capacity exceeding 50 cc but not exceeding 250 cc; Completely Knocked Down	94.072	503.195	1.378.371	7.335.424
87112012	Mopeds or motorised bicycles; with internal combustion piston engine of a cylinder capacity exceeding 50 cc but not exceeding 250 cc; Completely Knocked Down	653.595	4.410.149	7.478.346	49.527.407
87112013	Pocket motorcycles; with internal combustion piston engine of a cylinder capacity exceeding 50 cc but not exceeding 250 cc; Completely Knocked Down	-	254	-	4.386
87112014	Motorcycles (with or without side-cars), including motor scooters, other than motocross motorcycles and pocket motorcycles; of a cylinder capacity exceeding 150 cc but not exceeding 200 cc; CKD	28.393	328.472	364.452	4.315.369
87112015	Motorcycles (with or without side-cars), including motor scooters, other than motocross motorcycles and pocket motorcycles; of a cylinder capacity exceeding 200 cc but not exceeding 250 cc; CKD	-	8.841	-	214.330
87112016	Motorcycles (with or without side-cars), including motor scooters, other than motocross motorcycles and pocket motorcycles; of a cylinder capacity exceeding 50 cc but not exceeding 150 cc; CKD	781.694	4.203.528	4.313.049	23.114.390
87112019	Cycles (other than bicycles) fitted with an auxiliary motor; with internal combustion piston engine of a cylinder capacity exceeding 50 cc but not exceeding 250 cc; Completely Knocked Down	367.920	2.910.469	4.705.179	37.596.526
87112091	Motocross motorcycles; with internal combustion piston engine of a cylinder capacity exceeding 50 cc but not exceeding 250 cc; not Completely Knocked Down	281.360	1.659.627	5.247.854	30.563.331
87112092	Mopeds or motorised bicycles; with internal combustion piston engine of a cylinder capacity exceeding 50 cc but not exceeding 250 cc; not Completely Knocked Down	78.778	219.870	1.940.509	5.522.318
87112094	Motorcycles (with or without side-cars), including motor scooters, other than motocross motorcycles and pocket motorcycles; of a cylinder capacity exceeding 150 cc but not exceeding 200 cc; not CKD	911.741	4.897.512	12.069.281	66.792.021

Tabel 3 : Ekspor Indonesia menurut Komoditi (Kode HS 8 digit)

Mei 2022

Kode H S	Uraian golongan barang	Berat bersih (Kg)		Nilai F.O.B. (U S \$)	
		Bulan ini	Kumulatif	Bulan ini	Kumulatif
(1)	(2)	(3)	(4)	(5)	(6)
87112095	Motorcycles (with or without side-cars), including motor scooters, other than motocross motorcycles and pocket motorcycles; of a cylinder capacity exceeding 200 cc but not exceeding 250 cc; not CKD	72.722	924.790	1.426.006	20.256.237
87112096	Motorcycles (with or without side-cars), including motor scooters, other than motocross motorcycles and pocket motorcycles; of a cylinder capacity exceeding 50 cc but not exceeding 150 cc; not CKD	4.134.969	23.586.919	46.725.451	269.277.697
87112099	Cycles (other than bicycles) fitted with an auxiliary motor; with internal combustion piston engine of a cylinder capacity exceeding 50 cc but not exceeding 250 cc; not Completely Knocked Down	-	48.231	-	551.185
87113090	Motorcycles and cycles fitted with an auxiliary motor, with/without side-cars other than motocross motorcycles; with internal combustion piston engine of 250 cc < cylinder capacity ≤ 500 cc; not CKD	598.890	2.775.361	9.792.808	45.364.453
87114090	Motorcycles and cycles fitted with an auxiliary motor, with/without side-cars other than motocross motorcycles; with internal combustion piston engine of 500 cc < cylinder capacity ≤ 800 cc; not CKD	-	2	-	56
87115090	Motorcycles (with or without side-cars); with internal combustion piston engine of a cylinder capacity exceeding 800 cc; not Completely Knocked Down	1.007	2.147	51.047	81.389
87116011	Bicycles; with electric motor for propulsion; Completely Knocked Down	1.453	1.480	169.747	170.294
87116013	Motorcycles, other than pocket motorcycles; with electric motor for propulsion; Completely Knocked Down	-	444	-	500
87116019	Cycles fitted with an auxiliary motor, other than bicycles and self-balancing cycle; with electric motor for propulsion; Completely Knocked Down	420	1.149	4.000	12.246
87116094	Bicycles, with an auxiliary electric motor not exceeding 250 W and with the maximum speed not exceeding 25 km/h; not Completely Knocked Down	17.233	17.233	738.007	738.007
87116095	Bicycles, with an auxiliary electric motor exceeding 250 W and with the maximum speed exceeding 25 km/h; not Completely Knocked Down	29.416	29.541	1.224.732	1.226.940
87116099	Cycles fitted with an auxiliary motor other than bicycles and self-balancing cycle; with electric motor for propulsion; not Completely Knocked Down	9.979	10.318	100.830	116.667
87119060	Motorcycles (including mopeds) and cycles fitted with an auxiliary motor, with or without side-cars, not elsewhere classified in heading 8711; Completely Knocked Down	124.012	250.672	1.830.860	4.816.577
87119090	Motorcycles (including mopeds) and cycles fitted with an auxiliary motor, with or without side-cars, not elsewhere classified in heading 8711; not Completely Knocked Down	28.056	148.820	262.042	1.450.416
87120010	Racing bicycles, not motorised	19.455	259.230	981.310	7.742.249
87120020	Bicycles designed to be ridden by children, not motorised	3.753	39.045	50.452	409.258
87120030	Bicycles, not motorised, other than racing bicycles and bicycles designed to be ridden by children	480.284	4.532.944	8.623.183	82.186.295
87120090	Cycles (including delivery tricycles), other than bicycles, not motorised	4.077	32.014	6.392	70.325
87139000	Carriages for disabled persons; mechanically propelled	250	9.250	896	34.504
87141010	Saddles; of motorcycles (including mopeds)	2.787	5.881	20.118	36.016
87141020	Spokes and nipples; of motorcycles (including mopeds)	14	2.756	80	18.040
87141030	Frame and forks including telescopic fork, rear suspension and parts thereof; of motorcycles (including mopeds)	92.417	854.117	695.134	6.446.278
87141040	Gearing, gearbox, clutch and other transmission equipment and parts thereof; of motorcycles (including mopeds)	75.392	727.920	831.175	6.138.594
87141050	Wheel rims; of motorcycles (including mopeds)	94.781	756.576	683.163	4.784.100
87141060	Brakes and parts thereof; of motorcycles (including mopeds)	117.712	828.670	1.631.046	11.238.527
87141070	Silencers (mufflers) and parts thereof; of motorcycles (including mopeds)	7.753	60.756	87.380	598.400

Tabel 3 : Ekspor Indonesia menurut Komoditi (Kode HS 8 digit)

Mei 2022

Kode H S	Uraian golongan barang	Berat bersih (Kg)		Nilai F.O.B. (U S \$)	
		Bulan ini	Kumulatif	Bulan ini	Kumulatif
(1)	(2)	(3)	(4)	(5)	(6)
87141090	Parts and accessories of motorcycles (including mopeds), not elsewhere classified in heading 8714	5.732.993	29.021.911	70.267.851	340.631.572
87142011	Castors wheels of carriages for disabled persons; with diameter (including tyres) exceeding 75 mm but not exceeding 100 mm, provided that the width of any wheel or tyre fitted thereto \geq 30 mm	-	14	-	32
87142019	Castors wheels of carriages for disabled persons; not elsewhere classified in heading 8714	33.954	336.715	353.426	3.805.121
87142090	Parts and accessories of carriages for disabled persons, other than castors wheels	491	1.341	2.501	9.010
87149110	Frames and forks, and parts thereof; for bicycles of subheading 87120020	103	654	795	15.109
87149191	Parts for forks; for bicycles or other cycles other than those of subheading 87120020	1	83	57	410
87149199	Frames and forks, and parts thereof, other than parts for forks; for bicycles or other cycles other than those of subheading 87120020	3.834	86.191	141.461	1.711.583
87149210	Wheel rims and spokes; for bicycles of subheading 87120020	3	234	66	1.324
87149290	Wheel rims and spokes; for bicycles or other cycles other than those of subheading 87120020	21.561	49.651	68.247	289.656
87149310	Hubs, other than coaster braking hubs and hub brakes, and free-wheel sprocket-wheels; for bicycles of subheading 87120020	39.925	231.003	115.905	676.229
87149390	Hubs, other than coaster braking hubs and hub brakes, and free-wheel sprocket-wheels; for bicycles or other cycles other than bicycles of those 87120020	1.472.466	3.755.768	13.061.002	34.384.453
87149410	Brakes, including coaster braking hubs and hub brakes, and parts thereof; for bicycles of subheading 87120020	-	540	-	5.878
87149490	Brakes, including coaster braking hubs and hub brakes, and parts thereof; for bicycles or other cycles other than those of subheading 87120020	28.448	447.724	343.288	5.943.652
87149510	Saddles; for bicycles of subheading 87120020	5.822	49.377	64.269	510.042
87149590	Saddles; for bicycles or other cycles other than those of subheading 87120020	140	417	1.334	6.973
87149610	Pedals and crank-gear, and parts thereof; for bicycles of subheading 87120020	63.164	420.776	310.404	2.043.591
87149690	Pedals and crank-gear, and parts thereof; for bicycles or other cycles other than those of subheading 87120020	78	19.967	1.766	85.765
87149911	Handle bars, pillars, mudguards, reflectors, carriers, control cables, lamp brackets or bracket lugs, other accessories; for bicycles of subheading 87120020	699	10.365	7.020	177.820
87149912	Chain wheels and cranks, other parts; for bicycles of subheading 87120020	126	2.434	238	2.905
87149991	Handle bars, pillars, mudguards, reflectors, carriers, control cables, lamp brackets or bracket lugs; other accessories; for bicycles or other cycles other than those of subheading 87120020	33.124	873.877	196.431	6.732.161
87149993	Nipples for spokes; for bicycles or other cycles other than those of subheading 87120020	101	300	921	3.276
87149994	Chain wheels and cranks; other parts; for bicycles or other cycles other than those of subheading 87120020	382.950	4.985.912	3.110.230	41.669.953
87150000	Baby carriages and parts thereof	6.254	26.932	16.708	78.487
87162000	Self-loading or self-unloading trailers and semi-trailers for agricultural purposes	-	2	-	522
87163991	Trailers and semi-trailers for the transport of goods; other than tanker and agricultural type; having a carrying capacity (payload) exceeding 200 t	64.000	323.000	115.686	944.127
87163999	Trailers and semi-trailers for the transport of goods; other than tanker and agricultural type; having a carrying capacity (payload) not exceeding 200 t	-	3.747	-	3.225
87164000	Trailers and semi-trailers, not elsewhere classified in heading 8716	265.820	2.210.808	455.515	4.168.956

Tabel 3 : Ekspor Indonesia menurut Komoditi (Kode HS 8 digit)

Mei 2022

Kode H S	Uraian golongan barang	Berat bersih (Kg)		Nilai F.O.B. (U S \$)	
		Bulan ini	Kumulatif	Bulan ini	Kumulatif
(1)	(2)	(3)	(4)	(5)	(6)
87168010	Carts and wagons, sack trucks, hand trolleys and similar hand-propelled vehicles of a kind used in factories or workshops, except wheelbarrows	1.050	12.810	9.677	34.652
87168020	Wheelbarrows	33.410	219.861	48.040	397.345
87168090	Vehicles, not mechanically propelled, not elsewhere classified in heading 8716	52	17.113	209	54.641
87169019	Parts; for trailers and semi-trailers other than those of subheading 871620	-	55.427	-	189.762
87169023	Parts; for goods of subheading 87168010, not elsewhere classified in heading 8716	-	870	-	205
87169095	Castor wheels, of a diameter (including tyres) exceeding 100 mm but not more than 250 mm provided the width of the wheel or tyre fitted thereto \geq 30 mm; for goods of subheading 87168090	22	59	440	2.025
87169096	Castor wheels, with 75 mm < diameter (incl. tyres) \leq 100 mm, or diameter > 250 mm provided the width of the wheel or tyre fitted thereto \geq 30 mm; for goods of subheading 87168090	-	35	-	217
87169099	Parts; for goods of subheading 87168090, not elsewhere classified in heading 8716	8.094	15.254	28.293	77.313
88010000	Balloons and dirigibles; gliders, hang gliders and other non-powered aircraft	-	591	-	3.913
88021100	Helicopters; of an unladen weight not exceeding 2,000 kg	-	1.600	-	2.000.000
88022090	Powered aircraft, except unmanned aircraft of heading 8806; other than helicopters and aeroplanes; of an unladen weight not exceeding 2,000 kg	-	20	-	1.350
88023090	Powered aircraft, except unmanned aircraft of heading 8806; other than helicopters and aeroplanes; of an unladen weight exceeding 2,000 kg but not exceeding 15,000 kg	-	3	-	4.080
88024090	Powered aircraft, except unmanned aircraft of heading 8806; other than helicopters and aeroplanes; of an unladen weight exceeding 15,000 kg	62	69	6.300	9.095
88040090	Parachutes (including dirigible parachutes and paragliders); parts thereof and accessories thereto	80	221	5.226	6.472
88052100	Air combat simulators and parts thereof	-	1	-	836
88062100	Unmanned aircraft; other than designed for the carriage of passengers; for remote-controlled flight only; with maximum take-off weight not more than 250 g	-	8	-	4.028
88062200	Unmanned aircraft; other than designed for the carriage of passengers; for remote-controlled flight only; with maximum take-off weight more than 250 g but not more than 7 kg	-	42	-	16.084
88062900	Unmanned aircraft; other than designed for the carriage of passengers; for remote-controlled flight only; with maximum take-off weight more than 150 kg	32	32	5.073	5.073
88071000	Propellers and rotors and parts thereof; of goods of heading 8801, 8802 or 8806	779	5.491	8.511	63.552
88072000	Under-carriages and parts thereof; of goods of heading 8801, 8802 or 8806	715	5.783	38.380	104.005
88073000	Parts of aeroplanes, helicopters or unmanned aircraft; other than under-carriages, propellers, rotors, and parts thereof	20.220	111.320	4.617.169	25.067.727
88079000	Parts of goods of heading 8801, 8802 or 8806, not elsewhere classified in heading 8807	3.634	9.303	721.318	1.543.948
89011020	Cruise ships, excursion boats and similar vessels principally designed for the transport of persons; ferry-boats of all kinds; of a gross tonnage exceeding 26 but not exceeding 500	-	318.000	-	3.626.000
89019014	Not motorised vessels for the transport of goods and vessels for the transport of both persons and goods; n.e.c. in heading 8901; of a gross tonnage exceeding 500	-	9.388.000	-	11.039.202
89019031	Motorised vessels for the transport of goods and vessels for the transport of both persons and goods; n.e.c. in heading 8901; of a gross tonnage not exceeding 26	-	17.100	-	291.730

Tabel 3 : Ekspor Indonesia menurut Komoditi (Kode HS 8 digit)

Mei 2022

Kode H S	Uraian golongan barang	Berat bersih (Kg)		Nilai F.O.B. (U S \$)	
		Bulan ini	Kumulatif	Bulan ini	Kumulatif
(1)	(2)	(3)	(4)	(5)	(6)
89019032	Motorised vessels for the transport of goods and vessels for the transport of both persons and goods; n.e.c. in heading 8901; of a gross tonnage exceeding 26 but not exceeding 500	-	468.000	-	13.569.059
89019033	Motorised vessels for the transport of goods and vessels for the transport of both persons and goods; n.e.c. in heading 8901; of a gross tonnage exceeding 500 but not exceeding 1,000	923.261	923.261	404.299	404.299
89019036	Motorised vessels for the transport of goods and vessels for the transport of both persons and goods; n.e.c. in heading 8901; of a gross tonnage exceeding 5,000 but not exceeding 50,000	-	17.085.446	-	10.075.000
89031200	Inflatable (including rigid hull inflatable) boats; not designed for use with a motor and unladen (net) weight not exceeding 100 kg	18.210	31.500	207.735	316.741
89031900	Inflatable (including rigid hull inflatable) boats; unladen (net) weight (excluding the motor) exceeding 100 kg	33.021	296.128	372.182	3.506.138
89032100	Sailboats, other than inflatable, with or without auxiliary motor; of a length not exceeding 7.5 m	319	319	11.462	11.462
89032200	Sailboats, other than inflatable, with or without auxiliary motor; of a length exceeding 7.5 m but not exceeding 24 m	40	4.105	289	79.896
89033200	Motorboats, other than inflatable, not including outboard motorboats; of a length exceeding 7.5 m but not exceeding 24 m	-	401	-	5.072
89039900	Yachts and other vessels for pleasure or sports; rowing boats and canoes; n.e.c. in heading 8903; of a length exceeding 7.5 m	1.895	32.160	67.433	663.167
89040032	Tugs and pusher craft; of a gross tonnage exceeding 26; of a power not exceeding 1,200 hp	-	9.000	-	55.173
89040035	Tugs and pusher craft; of a gross tonnage exceeding 26; of a power exceeding 4,000 hp	-	3.236.820	-	20.243.806
89052000	Floating or submersible drilling or production platforms	9.155.700	41.657.464	116.445.727	424.645.741
89059090	Light-vessels, fire-floats, floating cranes and other vessels the navigability of which is subsidiary to their main function; other than dredgers	45.000	93.000	5.000	6.242
89069010	Vessels other than those of heading 8901 to 8905, including lifeboats other than rowing boats; other than warships; of a displacement not exceeding 30 t	-	4.150	-	1.207.317
89069090	Vessels other than those of heading 8901 to 8905, including lifeboats other than rowing boats; other than warships; of a displacement exceeding 300 t	654	789	8.446	24.993
89071000	Inflatable rafts	18	14.292	431	42.909
89079010	Buoys	725	56.219	3.239	143.885
89079090	Floating structures (for example, tanks, coffer-dams, landing-stages, and beacons)	201.006	2.142.494	124.755	10.828.690
90011010	Optical fibres, optical fibre bundles and cables; for telecommunications and other electrical uses	2.450	16.515	1.891.325	5.691.530
90011090	Optical fibres, optical fibre bundles and cables; not for telecommunications and other electrical uses	38.165	304.860	1.260.428	8.455.990
90013000	Contact lenses	27.358	123.665	6.126.136	27.222.312
90014000	Spectacle lenses of glass	170	866	15.044	87.826
90015000	Spectacle lenses of materials other than glass	144.670	893.575	2.778.104	18.328.450
90019010	Optical elements, unmounted, of any material (excl. elements of glass not optically worked), not elsewhere classified in heading 9001; for photographic or cinematographic cameras or projectors	11	19	72	5.170
90019090	Optical elements, unmounted, of any material (excl. elements of glass not optically worked), not elsewhere classified in heading 9001; not for photographic or cinematographic cameras or projectors	4.121	11.786	50.126	177.380
90021100	Objective lenses; for cameras, projectors or photographic enlargers or reducers	3.438	50.715	574.099	2.661.963

Tabel 3 : Ekspor Indonesia menurut Komoditi (Kode HS 8 digit)

Mei 2022

Kode H S	Uraian golongan barang	Berat bersih (Kg)		Nilai F.O.B. (U S \$)	
		Bulan ini	Kumulatif	Bulan ini	Kumulatif
(1)	(2)	(3)	(4)	(5)	(6)
90021900	Objective lenses; not for cameras, projectors or photographic enlargers or reducers	16	324	11.294	67.406
90022010	Filters; for cinematographic projectors	-	2.700	-	7.560
90022090	Filters; not for cinematographic projectors, cinematographic cameras, photographic cameras and other projectors	4.672	8.898	434.335	911.186
90029030	Optical elements, mounted, of any material (excluding elements of glass not optically worked); for cinematographic cameras, photographic cameras and other projectors; n.e.c. in heading 9002	11.943	53.050	3.625.141	17.703.045
90029090	Optical elements, mounted, being parts or fittings for instruments or apparatus, of any material (excluding elements of glass not optically worked); n.e.c. in heading 9002	43	191	11.361	37.117
90031100	Frames and mountings for spectacles, goggles or the like; of plastics	292	889	4.957	38.078
90031900	Frames and mountings for spectacles, goggles or the like; of materials other than plastics	0	331	24	116.308
90039000	Parts of frames and mountings for spectacles, goggles or the like	61	446	15.963	141.555
90041000	Sunglasses	164	994	6.323	36.724
90049010	Corrective spectacles	28	248	2.358	11.924
90049050	Protective goggles	44	656	18	18.405
90049090	Spectacles, goggles and the like; other than sunglasses, corrective spectacles, and protective goggles	710	9.674	3.791	64.425
90051000	Binoculars	-	15	-	525
90058090	Monoculars and other optical telescopes; other than binoculars	25	214	16.922	61.081
90059090	Parts and accessories (including mountings); for binoculars, monoculars, other optical telescopes	-	2	-	141
90063000	Cameras specially designed for underwater use, for aerial survey or for medical or surgical examination of internal organs; comparison cameras for forensic or criminological purposes	117	162	865	5.036
90064000	Instant print cameras	2	1.029	460	92.905
90065310	Photographic (other than cinematographic) cameras, other than those of subheading 900630 and 900640; for roll film of a width of 35 mm; with a through-the-lens viewfinder (SLR)	-	19	-	1.953
90065390	Photographic (other than cinematographic) cameras, other than those of subheading 900630 and 900640; for roll film of a width of 35 mm; without a through-the-lens viewfinder (SLR)	11	11	198	198
90065919	Photographic (other than cinematographic) cameras, other than those of subheading 900630 and 900640; for roll film of a width less than 35 mm; without a through-the-lens viewfinder (SLR)	3	8	22	31
90065929	Photographic (other than cinematographic) cameras, other than those of subheading 900630 & 900640; roll film of a width > 35 mm; for preparing printing plates/cylinders; other than laser photoplotters	-	16	-	31
90065990	Photographic (other than cinematographic) cameras; for roll film of a width more than 35 mm, not elsewhere classified in heading 9006	-	1	-	1.044
90066900	Photographic flashlight apparatus and flashbulbs other than discharge lamps of heading 8539; other than discharge lamp ("electronic") flashlight apparatus	28	35	6.845	7.310
90069140	Parts and accessories; for cameras of subheading 900640 or 900653	-	112	-	319
90069190	Parts and accessories; for cameras, not elsewhere classified in 9006	156	373	6.468	29.847
90069910	Parts and accessories; for photographic flashlight apparatus	-	0	-	19
90069990	Parts and accessories; for flashbulbs	38	43	104	376

Tabel 3 : Ekspor Indonesia menurut Komoditi (Kode HS 8 digit)

Mei 2022

Kode H S	Uraian golongan barang	Berat bersih (Kg)		Nilai F.O.B. (U S \$)	
		Bulan ini	Kumulatif	Bulan ini	Kumulatif
(1)	(2)	(3)	(4)	(5)	(6)
90071000	Cinematographic cameras, whether or not incorporating sound recording or reproducing apparatus	134	271	4.159	10.011
90072090	Cinematographic projectors, whether or not incorporating sound recording or reproducing apparatus; for film of 16 mm or more in width	-	912	-	2.280
90079100	Parts and accessories; for cinematographic cameras	91	363	6.209	27.711
90079200	Parts and accessories; for cinematographic cameras projectors	596	11.007	957	59.839
90085010	Image projectors, other than cinematographic, enlargers and reducers; microfilm, microfiche or other microform readers, whether or not capable of producing copies	29	61	2	4
90085090	Image projectors, other than cinematographic, enlargers and reducers; other than microfilm, microfiche or other microform readers, whether or not capable of producing copies	-	48	-	102
90089090	Parts and accessories; of image projectors, other than cinematographic	10	21	250	325
90105090	Apparatus and equipment for photographic (including cinematographic) laboratories, not elsewhere classified in Chapter 90	-	1	-	10
90106090	Projection screens; of less than 300 inches	-	1.949	-	722
90109090	Parts and accessories of negatoscopes, projection screens, or apparatus and equipment for photographic (including cinematographic) laboratories, not elsewhere classified in Chapter 90	-	11	-	460
90112000	Compound optical microscopes, other than stereoscopic microscopes; for photomicrography, cinephotomicrography or microprojection	36	158	1.500	25.484
90118000	Compound optical microscopes, other than stereoscopic microscopes; not for photomicrography, cinephotomicrography or microprojection	30	42	1.846	7.930
90119000	Parts and accessories of compound optical microscopes	2	10	105	189
90129000	Parts and accessories of diffraction apparatus and microscopes other than optical microscopes	-	4	-	13.000
90131010	Telescopic sights for fitting to arms; periscopes	6	15	101	322
90132000	Lasers, other than laser diodes	94	521	71.938	372.177
90138010	Optical error verification and repair apparatus for printed circuit boards/printed wiring boards and printed circuit assemblies	2	2	13	13
90138090	Optical appliances and instruments, not elsewhere classified in Chapter 90	126	633	9.567	117.741
90139090	Parts and accessories; of goods of subheading 90131020 and 90138090	69	175	45.788	73.058
90141000	Direction finding compasses	108	159	823	58.214
90142000	Instruments and appliances for aeronautical or space navigation (other than compasses)	18	7.847	1.600	577.141
90148090	Navigational instruments and appliances, not elsewhere classified in heading 9014	1.336	6.793	208.043	900.628
90149010	Parts and accessories of navigational instruments and apparatus; of a kind used on ships, working in conjunction with an automatic data processing machine	23	51	198	3.001
90149090	Parts and accessories of navigational instruments and apparatus; other than a kind used on ships, working in conjunction with an automatic data processing machine	214	636	23.392	66.995
90151010	Rangefinders; of a kind used in photography or cinematography	57	80	1.440	1.660
90151090	Rangefinders; other than a kind used in photography or cinematography	26	154	548	46.742
90153000	Levels	1	1.495	311	98.504
90154000	Photogrammetrical surveying instruments and appliances	47	1.210	3.440	32.713
90158010	Radio-sonde and radio-wind apparatus	-	380	-	37.752

Tabel 3 : Ekspor Indonesia menurut Komoditi (Kode HS 8 digit)

Mei 2022

Kode H S	Uraian golongan barang	Berat bersih (Kg)		Nilai F.O.B. (U S \$)	
		Bulan ini	Kumulatif	Bulan ini	Kumulatif
(1)	(2)	(3)	(4)	(5)	(6)
90158090	Surveying, hydrographic, oceanographic, hydrological, meteorological or geophysical instruments and appliances, excluding compasses, not elsewhere classified in heading 9015	3.032	22.204	165.999	3.236.175
90159000	Parts & accessories of rangefinders & surveying (incl. photogrammetrical surveying), hydrographic, oceanographic, hydrological, meteorological or geophysical instruments & appliances, excl. compasses	2.453	473.990	70.982	15.733.935
90160000	Balances of a sensitivity of 5 cg or better, with or without weights	-	16	-	1.053
90171010	Plotters (drafting tables and machines), whether or not automatic	-	1	-	65
90171090	Drafting tables and machines, whether or not automatic; other than plotters	136	491	9.477	26.090
90172010	Rulers	25	107	62	750
90172090	Drawing, marking-out or mathematical calculating instruments, not elsewhere classified in heading 9017	58	438	1.566	4.986
90173000	Micrometers, callipers and gauges	1.141	17.416	63.115	422.827
90178000	Instruments for measuring length, for use in the hand (for example, measuring rods and tapes), not specified or included elsewhere in Chapter 90	62	2.376	1.865	121.636
90179090	Parts & accessories of drawing, marking-out/mathematical calculating instruments & instruments for measuring length, for use in the hand, not included elsewhere in this Chapter, n.e.c. in heading 9017	55	297	7.243	19.235
90181100	Electro-cardiographs	-	122	-	27.146
90181200	Ultrasonic scanning apparatus	82	452	19.171	132.170
90181300	Magnetic resonance imaging apparatus	84	27.847	20.966	856.815
90181900	Electro-diagnostic apparatus (incl. apparatus for functional exploratory examination or for checking physiological parameters), not elsewhere classified in heading 9018	18.613	38.944	1.848.251	7.330.471
90182000	Ultra-violet or infra-red ray apparatus	-	801	-	687.544
90183110	Disposable syringes, with or without needles	517.215	2.415.288	3.031.214	13.504.739
90183190	Syringes, with or without needles; other than disposable syringes	1	2.969	1	2.800
90183200	Tubular metal needles and needles for sutures	-	1	-	144
90183910	Catheters	3.624	28.321	101.751	595.656
90183990	Cannulae and the like	5.280	23.322	27.379	134.074
90184900	Instruments and appliances, used in dental sciences, not elsewhere classified in heading 9018	593	5.475	89.734	794.316
90185000	Ophthalmic instruments and appliances, not elsewhere classified in heading 9018	5.232	20.349	1.591.697	6.920.441
90189010	Fibre optics headband lamps of a kind designed for medical use	41	41	771	771
90189020	Intravenous administration sets	10.138	71.823	63.269	324.017
90189031	Electro-surgical or electro-medical instruments and appliances	17	52	50	595
90189039	Electronic instruments and appliances, used in medical, surgical, dental or veterinary sciences, including sight-testing instruments, not elsewhere classified in heading 9018	23.024	51.571	3.333.432	3.658.144
90189090	Non-electronic Instruments and appliances used in medical, surgical, dental or veterinary sciences, including sight-testing instruments, not elsewhere classified in heading 9018	881.485	4.719.079	9.079.572	50.142.964
90191010	Mechano-therapy appliances, massage apparatus, psychological aptitude-testing apparatus; electrically operated	5.202	30.852	263.956	1.545.223
90191090	Mechano-therapy appliances, massage apparatus, psychological aptitude-testing apparatus; not electrically operated	77	529	595	21.446
90192010	Invasive ventilators	185	185	31.785	31.785

Tabel 3 : Ekspor Indonesia menurut Komoditi (Kode HS 8 digit)

Mei 2022

Kode H S	Uraian golongan barang	Berat bersih (Kg)		Nilai F.O.B. (U S \$)	
		Bulan ini	Kumulatif	Bulan ini	Kumulatif
(1)	(2)	(3)	(4)	(5)	(6)
90192020	Ventilators, other than invasive ventilators	18.900	19.547	507.600	557.987
90192090	Ozone therapy, oxygen therapy, aerosol therapy, artificial respiration or other therapeutic respiration apparatus; other than ventilators	16.972	92.674	1.110.891	7.606.791
90200010	Full face masks for chemical, biological, radiological and nuclear (CBRN) protection	516	1.056	46.220	106.035
90200090	Breathing appliances (other than those of heading 9019) and gas masks, excl. protective masks having neither mechanical parts nor replaceable filters; other than full face masks for CBRN protection	27	15.977	1.209	195.994
90211090	Orthopaedic or fracture appliances of material other than iron or steel	19	146	24	31.635
90212100	Artificial teeth	2	75	49	1.616
90212990	Dental fittings of material other than titanium, iron or steel	-	5	-	477
90213900	Artificial parts of the body; other than artificial teeth and artificial joints	1.323	4.609	408.950	831.892
90214000	Hearing aids, excluding parts and accessories	5	22	299	5.023
90219000	Appliances which are worn or carried, or implanted in the body, to compensate for a defect or disability, not elsewhere classified in 9021	5.170	28.871	279.826	1.588.146
90221200	Computed tomography apparatus	8.050	11.550	65.000	85.000
90221300	Apparatus based on the use of X-rays, including radiography or radiotherapy apparatus, other than computed tomography apparatus; for dental uses	-	6	-	396
90221400	Apparatus based on the use of X-rays, including radiography or radiotherapy apparatus, other than computed tomography apparatus; for medical, surgical or veterinary uses	51	293	1.584	48.495
90221910	X-ray apparatus for the physical inspection of solder joints on printed circuit board/printed wiring board assemblies	-	96	-	19.184
90221990	Apparatus based on the use of X-rays, other than computed tomography apparatus; not for medical, surgical, dental or veterinary uses, not elsewhere classified in heading 9022	533	5.065	1.318	180.182
90222100	Apparatus based on the use of alpha, beta, gamma or other ionising radiations, for medical, surgical, dental or veterinary uses, including radiography or radiotherapy apparatus	15	148	119	2.058
90223000	X-ray tubes	1.054	2.964	169.775	351.234
90229010	Parts and accessories of X-ray apparatus for the physical inspection of solder joints on printed circuit assemblies	211	1.478	14.684	225.826
90229020	Parts and accessories of X-ray apparatus, other than for the physical inspection of solder joints on printed circuit assemblies	193	388	14.070	95.020
90229090	Parts & accessories of apparatus based on the use of alpha, beta, gamma/other ionising radiations; high tension generators, control panels & desks, screens, examination/treatment tables, chairs etc.	1.250	6.845	386.020	2.030.795
90230000	Instruments, apparatus and models, designed for demonstrational purposes (for example, in education or exhibitions), unsuitable for other uses	4.773	15.721	130.921	386.228
90241010	Machines and appliances for testing metals; electrically operated	-	21	-	11.029
90241020	Machines and appliances for testing metals; not electrically operated	31	52	2.205	20.057
90248010	Machines and appliances for testing the hardness, strength, compressibility, elasticity or other mechanical properties of materials (other than metals); electrically operated	4.552	89.331	36.351	297.120
90248020	Machines and appliances for testing the hardness, strength, compressibility, elasticity or other mechanical properties of materials (other than metals); not electrically operated	22	189	81	11.618

Tabel 3 : Ekspor Indonesia menurut Komoditi (Kode HS 8 digit)

Mei 2022

Kode H S	Uraian golongan barang	Berat bersih (Kg)		Nilai F.O.B. (U S \$)	
		Bulan ini	Kumulatif	Bulan ini	Kumulatif
(1)	(2)	(3)	(4)	(5)	(6)
90249000	Parts and accessories of machines and appliances for testing the hardness, strength, compressibility, elasticity or other mechanical properties of materials	68	305	3.834	17.662
90251100	Thermometers and pyrometers, not combined with other instruments; liquid-filled, for direct reading	8	44	1.037	3.866
90251911	Temperature gauges for motor vehicles; electrically operated	3	20	2.234	7.955
90251919	Electrically operated thermometers and pyrometers, not combined with other instruments, other than liquid-filled for direct reading and temperature gauges for motor vehicles	296	9.525	178.549	2.176.427
90251920	Not electrically operated thermometers and pyrometers, not combined with other instruments, other than liquid-filled for direct reading	198	3.728	39.581	187.130
90258000	Hydrometers and similar floating instruments, barometers, hygrometers and psychrometers, recording or not, and any combination of these instruments	266	2.567	74.402	520.748
90259000	Parts and accessories of hydrometers and similar floating instruments, thermometers, pyrometers, barometers, hygrometers and psychrometers, recording or not, and any combination of these instruments	39	3.043	472	52.224
90261050	Level gauges for motor vehicles	226	1.798	10.337	100.584
90261090	Instruments and apparatus for measuring or checking the flow or level of liquids, other than level gauges for motor vehicles	1.073	6.120	36.984	164.845
90262050	Pressure gauges for motor vehicles	3.425	20.284	112.158	720.030
90262090	Instruments and apparatus for measuring or checking pressure, other than pressure gauges for motor vehicles	1.103	25.558	95.297	1.057.911
90268000	Instruments & apparatus for measuring/checking the variables of liquids/gases (e.g. flow meters, manometers, heat meters), excl. those of heading 9014, 9015, 9028 or 9032, n.e.c. in heading 9026	2.181	17.008	476.860	3.161.925
90269000	Parts and accessories of instruments and apparatus for measuring or checking the flow, level, pressure or other variables of liquids or gases, excl. those of heading 9014, 9015, 9028 or 9032	2.029	23.396	131.442	1.150.168
90271000	Gas or smoke analysis apparatus	438	3.853	52.713	717.395
90272000	Chromatographs and electrophoresis instruments	54	585	79.332	85.602
90273000	Spectrometers, spectrophotometers and spectrographs using optical radiations (UV, visible, IR)	106	502	68.523	274.976
90275000	Instruments and apparatus using optical radiations (UV, visible, IR) other than spectrometers, spectrophotometers and spectrographs	601	13.190	120.897	1.955.208
90278100	Mass spectrometers	-	107.393	-	15.037.681
90278910	Exposure meters	-	42	-	5.392
90278990	Instruments & apparatus for physical/chemical analysis, for measuring viscosity, porosity, expansion, surface tension etc., or for measuring quantities of heat, sound/light; n.e.c. in heading 9027	39	34.078	6.394	5.096.049
90279000	Microtomes; parts and accessories	124.076	604.753	1.584.007	6.457.581
90281010	Gas meters of a kind mounted on gas containers	1	78	55	23.256
90281090	Gas meters, other than a kind mounted on gas containers	8	103	1.476	13.991
90282020	Water meters	163.326	797.628	2.401.764	12.073.013
90282090	Liquid meters, other than water meters	1	5	338	3.283
90283010	Kilowatt-hour meters	22.057	188.765	1.240.287	11.337.880
90283090	Electricity meters, other than kilowatt-hour meters	1	4	25	162
90289010	Parts and accessories of water meter housings or bodies	872	3.130	88.091	363.964
90289090	Parts and accessories of gas, liquid or electricity supply or production meters, other than water meter housings or bodies	11.268	85.655	336.552	3.225.968
90291020	Taximeters	399	2.018	31.282	163.211
90291090	Revolution counters, production counters, mileometers, pedometers and the like, other than taximeters	1.461	8.749	154.256	915.345

Tabel 3 : Ekspor Indonesia menurut Komoditi (Kode HS 8 digit)

Mei 2022

Kode H S	Uraian golongan barang	Berat bersih (Kg)		Nilai F.O.B. (U S \$)	
		Bulan ini	Kumulatif	Bulan ini	Kumulatif
(1)	(2)	(3)	(4)	(5)	(6)
90292010	Speedometers for motor vehicles	20.137	138.864	1.026.129	7.090.985
90292020	Tachometers for motor vehicles	215	4.405	5.042	107.918
90292090	Speed indicators and tachometers (other than for motor vehicles); stroboscopes	1.168	16.174	99.606	1.336.292
90299010	Parts and accessories of goods of subheading 902910; parts and accessories of stroboscopes of subheading 902920	429	6.355	35.295	228.682
90299020	Parts and accessories of speed indicators and tachometers of subheading 902920	28.373	98.368	777.802	3.248.357
90301000	Instruments and apparatus for measuring or detecting ionising radiations	1.209	3.214	62.643	857.264
90302000	Oscilloscopes and oscillographs	4	73	304	48.090
90303100	Multimeters without a recording device	61	419	13.466	49.454
90303200	Multimeters with a recording device	5	815	10	648.783
90303310	Instruments and apparatus for measuring or checking voltage, current, resistance or power on printed circuit boards/printed wiring boards or printed circuit assemblies; without a recording device	36	330	3.615	53.488
90303320	Impedance-measuring instruments and apparatus, apparatus for testing electrostatic control equipment and electrostatic grounding devices/fixtures; without a recording device	1	250	15	28.664
90303330	Ammeters and voltmeters for motor vehicles; without a recording device	-	185	-	2.000
90303340	Resistance measuring instruments, without a recording device, not elsewhere classified in heading 9030	-	5	-	522
90303390	Instruments & apparatus, for measuring/checking voltage, current, resistance/power (oth than those for measuring/checking semiconductor wafers/devices); w/o a recording device, n.e.c. in heading 9030	2.143	8.638	536.480	1.626.652
90303900	Instruments & apparatus, for measuring/checking voltage, current, resistance/power (oth than those for measuring/checking semiconductor wafers/devices); w/ a recording device, n.e.c. in heading 9030	37	1.003	13.256	328.472
90304000	Instruments and apparatus, specially designed for telecommunications (for example, cross-talk meters, gain measuring instruments, distortion factor meters, psophometers), n.e.c. in heading 9030	126	264	214.665	352.470
90308290	Instruments and apparatus for measuring or checking semiconductor wafers or devices (including integrated circuits), other than wafer probers	-	1	-	10
90308410	Instruments and apparatus, with a recording device, for measuring or checking electrical quantities on printed circuit boards/printed wiring boards and printed circuit assemblies	-	8	-	2.765
90308490	Instruments and apparatus for measuring or checking electrical quantities, excluding meters of heading 9028, with a recording device, n.e.c. in heading 9030	1	17.353	320	320.920
90308910	Instruments and apparatus, without a recording device, for measuring or checking electrical quantities on printed circuit boards/printed wiring boards and printed circuit assemblies	-	101	-	1.045
90308990	Instruments and apparatus for measuring or checking electrical quantities, excluding meters of heading 9028, without a recording device, n.e.c. in heading 9030	763	1.259	788.791	836.633
90309010	Parts and accessories (including printed circuit assemblies) of goods of subheading 903040 or 903082	324	1.365	244.775	993.399
90309030	Parts and accessories of optical instruments and appliances for measuring or checking printed circuit boards/printed wiring boards and printed circuit assemblies	20	260	620	54.351

Tabel 3 : Ekspor Indonesia menurut Komoditi (Kode HS 8 digit)

Mei 2022

Kode H S	Uraian golongan barang	Berat bersih (Kg)		Nilai F.O.B. (U S \$)	
		Bulan ini	Kumulatif	Bulan ini	Kumulatif
(1)	(2)	(3)	(4)	(5)	(6)
90309040	Parts and accessories of other instruments and apparatus for measuring or checking electrical quantities on printed circuit boards/printed wiring boards and printed circuit assemblies	551	2.553	75.856	340.187
90309090	Parts&accessories of instruments&apparatus for measuring/checking electrical quantities n.e.c. in heading 9030, parts&accessories of instruments&apparatus for measuring/detecting ionising radiations	552	9.590	217.614	807.262
90311000	Machines for balancing mechanical parts	12	1.364	158	33.638
90312000	Test benches	0	290	25	10.387
90314100	Optical instruments & appliances for inspecting semiconductor wafers/devices (include integrated circuits)/for inspecting photomasks/reticles used in manufacturing semiconductor devices (include IC)	60	60	1.500	1.563
90314910	Optical instruments and appliances for measuring surface particulate contamination on semiconductor wafers	-	144	-	30.093
90314930	Optical instruments and appliances for measuring or checking printed circuit boards/printed wiring boards and printed circuit assemblies	83	336	470	13.306
90314990	Optical instruments and appliances for other purpose nor elsewhere classified in subheading 903149	2.958	16.488	1.432.210	8.825.691
90318010	Cable testers	-	1.369	-	206.976
90318090	Non optical measing or checking instruments, appliances and machines, other than cable testers	38.708	945.126	1.119.299	9.199.183
90319030	Parts&acc incl PCA of optical instr&appl for inspecting semiconductor wafer/device/for inspecting mask,photomask/reticle used in mfg semiconductor device;part&acc of optical instr&appl for measuring surface particulate contamination on semiconductor wafer	-	54	-	20.397
90319040	Parts & accessories of optical error verification and repair apparatus for printed circuit boards/printed wiring boards and printed circuit assemblies	-	0	-	10
90319050	Parts & accessories of other optical instruments and appliances for measuring or checking printed circuit boards/printed wiring boards and printed circuit assemblies	-	1	-	458
90319090	parts and accessories, not elsewhere clasified in subheading 903190	2.928	305.801	484.161	3.414.960
90321000	Thermostats	23.215	98.202	1.403.996	7.633.614
90322000	Manostats	-	7	-	1.567
90328100	Hydraulic or pneumatic	167	3.492	9.097	35.556
90328910	Instrument&apparatus incorporating or working in conjunction w/ automatic data processing machine,for automatically regulating or controlling the propulsion, ballast or cargo handling systems of ships	-	52	-	74.913
90328920	Automatic instruments and apparatus for regulating or controlling chemical or electrochemical solutions in the manufacture of PCB/PWB/PCBA	-	1.144	-	101.984
90328931	Automatic regulating voltage units (stabilisers)	2.784	14.178	76.284	387.491
90328939	Automatic regulating or controlling instruments and apparatus, electrically operated, not elsewhere classified in subheading 903289	8.221	54.906	607.685	4.046.990
90328990	Automatic regulating or controlling instruments and apparatus, not elsewhere clasified in subheading 903289, non electrically operated	29.605	136.665	2.355.169	10.018.803
90329010	Parts & accessories of instruments & apparatus incorporating/working in conjunction with computer,for automatically regulating/controlling the propulsion,ballast/cargo handling systems of ships	1	2	9	92
90329090	Parts and accessories, not elsewhere classified in subheading 903290	3.931	48.100	223.998	1.695.613

Tabel 3 : Ekspor Indonesia menurut Komoditi (Kode HS 8 digit)

Mei 2022

Kode H S	Uraian golongan barang	Berat bersih (Kg)		Nilai F.O.B. (U S \$)	
		Bulan ini	Kumulatif	Bulan ini	Kumulatif
(1)	(2)	(3)	(4)	(5)	(6)
90330000	Parts and accessories (not specified or included elsewhere in this Chapter) for machines, appliances, instruments or apparatus of Chapter 90	13.385	133.595	732.341	4.793.267
91011100	Wrist-watches, electrically operated, whether or not incorporating a stop-watch facility, with mechanical display only	339	1.555	50.013	371.729
91011900	Wrist-watches, electrically operated, whether or not incorporating a stop-watch facility, without mechanical display only	15	152	2.778	119.133
91012100	Wrist-watches, non-electrically operated, whether or not incorporating a stop-watch facility, with automatic winding	37	280	73.025	466.452
91012900	Wrist-watches, non-electrically operated, whether or not incorporating a stop-watch facility, without automatic winding	3.727	3.860	2.676	11.703
91019100	Pocket-watches and other watches, including stop-watches, with case of precious metal or of metal clad with precious metal, electrically operated	-	2	-	47.600
91019900	Pocket-watches and other watches, including stop-watches, with case of precious metal or of metal clad with precious metal, non-electrically operated	74	830	14.372	135.053
91021100	Wrist-watches other than those of heading 9101, electrically operated, whether or not incorporating a stop-watch facility, with mechanical display only	72	669	16.627	386.889
91021200	Wrist-watches other than those of heading 9101, electrically operated, whether or not incorporating a stop-watch facility, with opto-electronic display only	267	1.268	21.691	120.440
91021900	Wrist-watches other than those of heading 9101, electrically operated, whether or not incorporating a stop-watch facility, without mechanical or opto-electronic display	3.214	48.300	65.051	312.754
91022100	Wrist-watches other than those of heading 9101, non-electrically operated, whether or not incorporating a stop-watch facility, with automatic winding	1	17	75	120.673
91022900	Wrist-watches other than those of heading 9101, non-electrically operated, whether or not incorporating a stop-watch facility, without automatic winding	219	1.662	406.485	2.489.177
91029100	Pocket-watches and other watches, including stop-watches, other than those of heading 9101, electrically operated	-	6	-	596
91029900	Pocket-watches and other watches, including stop-watches, other than those of heading 9101, non-electrically operated	277	1.309	51.602	1.020.577
91031000	Clocks with watch movements, excluding clocks of heading 9104, electrically operated	-	0	-	5
91039000	Clocks with watch movements, excluding clocks of heading 9104, non-electrically operated	-	93	-	584
91040010	Instrument panel clocks and clocks of a similar type for vehicles, aircraft, spacecraft or vessels, for vehicles	-	0	-	57
91040090	Instrument panel clocks and clocks of a similar type for vehicles, aircraft, spacecraft or vessels, other than for vehicles	-	3	-	61
91051100	Alarm clocks, electrically operated	-	1	-	54
91051900	Alarm clocks, non-electrically operated	30	69	358	1.130
91052100	Wall clocks, electrically operated	11	104	736	2.930
91052900	Wall clocks, non-electrically operated	49	60	2.837	3.254
91059190	Clocks excluding alarm clocks or wall clocks, electrically operated, other than marine chronometers	-	21	-	268
91059990	Clocks excluding alarm clocks or wall clocks, non-electrically operated, other than marine chronometers	79	96	508	535
91061000	Time-registers; time-recorders	15.037	83.974	1.118.508	6.032.434
91069090	Time, with clock or watch movement or with synchronous motor, other than time-registers or time-recorders or parking meters	2.170	13.650	192.691	1.519.479
91070000	Time switches with clock or watch movement or with synchronous motor	1.505	8.678	72.883	449.930

Tabel 3 : Ekspor Indonesia menurut Komoditi (Kode HS 8 digit)

Mei 2022

Kode H S	Uraian golongan barang	Berat bersih (Kg)		Nilai F.O.B. (U S \$)	
		Bulan ini	Kumulatif	Bulan ini	Kumulatif
(1)	(2)	(3)	(4)	(5)	(6)
91081200	Watch movements, complete and assembled with opto-electronic display only, electrically operated	-	0	-	85
91082000	Watch movements, complete and assembled with automatic winding	-	10	-	302.161
91101100	Complete watch movements, unassembled or partly assembled (movement sets)	0	8	2	59.032
91109000	Complete clock movements, unassembled or partly assembled (movement sets); incomplete clock movements, assembled; rough clock movements	6	15	1.040	1.327
91112000	Watch cases of base metal, whether or not gold- or silver-plated	32	32	749	749
91119000	Parts of watch cases	6	8	251	377
91129000	Parts of clock cases and cases of a similar type for other goods of this Chapter	-	4	-	23.504
91131000	Watch straps, watch bands and watch bracelets, and parts thereof, of precious metal or of metal clad with precious metal	8	11	847	959
91132000	Watch straps, watch bands and watch bracelets, and parts thereof, of base metal, whether or not gold- or silver-plated	-	0	-	6
91139000	Watch straps, watch bands and watch bracelets, and parts thereof, other than of precious metal or of metal clad with precious metal or of base metal, whether or not gold- or silver-plated	277	1.362	24.010	107.963
91149000	Parts for clock or watch parts, not else where clasified in heading 91	12	347	1.458	17.594
92011000	Upright pianos, including automatic pianos; harpsichords and other keyboard stringed instruments	616.011	4.226.232	5.929.893	37.641.416
92012000	Grand pianos, including automatic pianos; harpsichords and other keyboard stringed instruments	164.652	1.027.469	2.906.473	17.262.206
92019000	Pianos other than upright pianos or grand pianos, including automatic pianos; harpsichords and other keyboard stringed instruments	14	5.086	819	6.769
92021000	String musical instruments (for example, guitars, violins, harps), played with a bow	1.095	6.398	336.560	1.749.454
92029000	String musical instruments (for example, guitars, violins, harps), played with other than a bow	242.522	1.474.011	6.893.062	46.576.727
92051000	Brass-wind musical instruments (for example, keyboard pipe organs, accordions, clarinets, trumpets, bagpipes), other than fairground organs and mechanical street organs	4	119	131	1.813
92059010	Keyboard pipe organs; harmoniums and similar keyboard instruments with free metal reeds	13	3.027	433	35.818
92059090	Non brass-wind musical instruments, other than fairground organs and mechanical street organs or keyboard pipe organs, or harmoniums and similar keyboard instruments with free metal reeds	76.225	400.404	3.277.156	17.641.625
92060000	Percussion musical instruments (for example, drums, xylophones, cymbals, castanets, maracas)	168.588	998.844	573.376	2.615.282
92071000	Keyboard instruments, other than accordions, the sound of which is produced, or must be amplified, electrically (for example, organs, guitars)	1.621.867	9.274.427	15.261.846	95.306.350
92079000	Musical instruments excluding keyboard instrument, other than accordions; the sound of which is produced, or must be amplified, electrically (for example, organs, guitars, accordions)	628.855	3.966.684	15.420.983	95.145.370
92081000	Musical boxes	1	881	97	49.737
92089010	Decoy calls of all kinds; whistles, call horns and other mouth-blown sound signalling instruments	5	41	30	90
92089090	Fairground organs, mechanical street organs, mechanical singing birds, musical saws and other musical instruments not falling within any other heading of this Chapter	8	797	7.240	10.773
92093000	Musical instrument strings	421	1.974	34.167	181.144
92099110	Strung backs, keyboards and metal frames for upright pianos	118.065	746.820	795.796	4.825.697

Tabel 3 : Ekspor Indonesia menurut Komoditi (Kode HS 8 digit)

Mei 2022

Kode H S	Uraian golongan barang	Berat bersih (Kg)		Nilai F.O.B. (U S \$)	
		Bulan ini	Kumulatif	Bulan ini	Kumulatif
(1)	(2)	(3)	(4)	(5)	(6)
92099190	Parts and accessories for pianos other than strung backs, keyboards and metal frames for upright pianos	110.718	619.653	917.650	4.904.326
92099200	Parts and accessories for other musical instruments (for example guitars, violins, harps)	894	2.837	18.146	121.352
92099400	Parts and accessories for the musical instruments, the sound of which is produced, or must be amplified, electrically (for example, organs, guitars, accordions)	231.144	1.209.487	1.715.765	9.329.831
92099900	Metronomes, tuning forks and pitch pipes of all kinds; - Of watches ;; - - Parts and accessories for pianos	37.013	278.698	1.339.419	7.268.880
93039090	Very pistols and other devices designed to project only signal flares, pistols and revolvers for firing blank ammunition, captive- bolt humane killers, line-throwing guns	-	1	-	50
93040010	Air guns, operating at a pressure of less than 7 kgf/cm2	-	3	-	88
93059919	Parts and accessories of goods of subheading 93040090; Of oth than leather or of textile material	-	5	-	1.962
93059999	Parts and accessories of oth than leather or textile material for articles headings 9303 to 9304 (excl subhead 93040090 and shotguns or rifles of heading 9303)	1	357	38	28.994
93062100	Shotgun cartridges	-	5	-	113
93062900	Parts thereof Shotgun; air gun pellets	0	851	13	83.761
93063099	Cartridges for munition of war&parts thereof oth than for revolver&pistols/for riveting/captive-bolt humane killers/sporting,hunting/target-shooting guns,rifles&carbines,oth than shotguns/22 calibre	-	0	-	38
93069090	other ammunition and projectiles and parts thereof, including shot and cartridge wads	-	266	-	37.008
93070000	Swords, cutlasses, bayonets, lances and similar arms and parts thereof and scabbards and sheaths therefor	1	819	10	3.605
94011000	Seats of a kind used for aircraft, whether or not convertible into beds	-	349	-	8.139
94012010	Seats of a kind used for vehicles of heading 8702, 8703 or 8704, whether or not convertible into beds	5	6.331	134	85.328
94012090	Seats of a kind used for vehicles other than of heading 8702, 8703 or 8704, whether or not convertible into beds	3.643	45.302	27.938	1.034.944
94013100	Swivel seats with variable height adjustment of wood, whether or not convertible into beds	98	820	2.318	7.790
94013900	Swivel seats with variable height adjustment of other than wood, whether or not convertible into beds	1.285	4.628	7.552	28.006
94014900	Seats other than garden seats or camping equipment, convertible into beds; of other than wood	-	41.307	-	151.599
94015200	Seat of bamboo	1.791	12.824	3.925	57.891
94015300	Seat of rattan	749.301	6.045.949	4.929.849	43.227.199
94015900	Seats of cane, osier, or similar materials but other than bamboo or rattan	136.305	1.425.228	1.903.198	18.817.020
94016100	Seats, with wooden frames ; upholstered	463.170	3.543.947	3.348.378	25.491.911
94016910	Seats, with wooden frames ; With backrest and/or the seat made of rattan	295.505	2.384.059	1.817.604	15.005.286
94016990	Seats, with wooden frames ; With backrest and/or the seat made of other than rattan	4.601.060	39.336.521	29.557.105	235.168.099
94017100	Other seats, with metal frames; upholsetered	182.074	1.276.086	2.328.707	15.101.259
94017910	Other seats, with metal frames; With backrest and/or the seat made of rattan	114.024	1.002.592	703.337	5.979.044
94017990	Other seats, with metal frames; With backrest and/or the seat made of other than rattan	254.817	2.813.951	2.758.715	27.031.812
94018000	seats, with frames other than of metal or wood	184.218	850.157	1.859.232	8.662.300
94019100	Seats parts of wood	106.958	165.022	411.918	780.528
94019910	Part of seats of subheading 94011000	8.190	19.320	32.792	99.447
94019921	Part seats ; headrest stiffeners and armrests for seats of subheading 94012010	106.180	201.184	528.591	1.239.347
94019929	Part seats of subheading 940120 ; other than headrest stiffeners and armrests for seats of subheading 94012010	248.387	1.947.984	1.950.500	13.457.430

Tabel 3 : Ekspor Indonesia menurut Komoditi (Kode HS 8 digit)

Mei 2022

Kode H S	Uraian golongan barang	Berat bersih (Kg)		Nilai F.O.B. (U S \$)	
		Bulan ini	Kumulatif	Bulan ini	Kumulatif
(1)	(2)	(3)	(4)	(5)	(6)
94019930	Part of seats of subheading 94013100 and 94013900	-	4.097	-	26.800
94019991	Seats Part of plastic for subheading 940141 to 940180	99.653	1.172.793	901.108	11.606.336
94019999	Seats Part of other than plastic for subheading 940141 to 940180	35.793	741.500	152.663	2.691.300
94021010	Dentists' chairs and parts thereof, having rotating as well as both reclining and elevating movements	338	717	146.870	154.573
94021030	Barbers' or similar chairs and parts thereof, having rotating as well as both reclining and elevating movements	1.034	1.525	1.937	5.295
94029011	Commodes furniture,Furniture specially designed for medical, surgical or veterinary purposes	-	5.540	-	44.637
94029015	Hospital beds, Furniture specially designed for medical, surgical or veterinary purposes	20.292	142.843	209.554	1.478.624
94029019	Furniture specially designed for medical, surgical or veterinary purposes ; other than operating table, examination tables, hospital beds or commodes	472	243.947	14.826	2.313.959
94029090	Parts thereof ; furniture specially designed for medical, surgical or veterinary purposes	123.440	990.021	595.405	5.213.349
94031000	Metal furniture of a kind used in offices	66.850	739.538	548.604	6.331.344
94032010	Fume cupboards of metal	62.008	239.032	288.500	1.029.603
94032090	Metal furniture other than fume cupboards, not used in offices	789.357	6.657.353	5.035.872	38.697.233
94033000	Wooden furniture of a kind used in offices	573.441	3.850.797	2.056.151	11.289.113
94034000	Wooden furniture of a kind used in the kitchen	2.928.884	16.970.240	6.909.894	39.915.413
94035000	Wooden furniture of a kind used in the bedroom	3.599.635	26.225.667	14.957.346	107.254.530
94036010	Fume cupboards of wood, not used in offices or kitchen or bedroom	576.374	3.906.652	1.927.217	14.722.323
94036090	Wooden furniture other than fume cupboards of wood, not used in offices or kitchen or bedroom	14.899.775	113.987.241	57.418.664	441.850.275
94037010	Baby walkers of plastics	-	618	-	3.572
94037090	Furniture of plastics other than baby walkers and fume cupboards	115.131	1.072.643	1.169.986	10.438.178
94038200	Furniture of bamboo	23.857	272.519	62.763	623.142
94038300	Furniture of rattan	298.653	2.623.658	2.156.665	18.982.645
94038910	Fume cupboards of other materials, including cane, osier, or similar materials	-	5.530	-	43.941
94038990	Furniture other than fume cupboards, of other materials, including cane, osier, or similar materials	226.676	1.791.334	2.218.529	15.193.401
94039100	Parts of furniture of wood	582.180	1.401.607	1.904.289	4.767.398
94039910	Parts of baby walkers of plastics	-	4.911	-	33.978
94039990	Parts of furniture other than baby walkers of plastics, excluding of wood	19.558	3.011.813	146.907	10.359.920
94041000	Mattress supports	106.042	563.934	407.701	2.159.772
94042110	Mattresses of cellular rubber, whether or not covered	358.479	934.825	1.460.511	5.659.000
94042120	Mattresses of cellular plastics, whether or not covered	1.872.488	19.561.644	7.932.837	85.205.492
94042910	Spring mattresses	2.559.408	17.782.537	6.756.649	53.304.004
94042920	Mattresses hyperthermia/hypothermia type, of other materials excluding cellular rubber or plastics, other than spring mattresses	16	80	78	1.077
94042990	Mattresses of other materials excluding cellular rubber or plastics, other than spring mattresses or huperthemia/hypothemia type	1.045.490	6.092.374	3.578.346	19.288.721
94043000	Sleeping bags	1.038	11.089	22.517	269.934
94044000	Quilts, bedspreads, eiderdowns and duvets (comforters)	1.518	48.196	18.382	311.042
94049000	Articles of bedding&similar furnishing excl mattresses,sleeping bag,quilts,eiderdown&duvets,fitted with spings/stuffed/internally fitted w/ any material/of cellular rubber/plastics,whether/not covered	201.570	1.560.665	2.340.840	16.982.436
94051191	Spotlights, designed for use solely with LED light sources, not used for lighting public open spaces or thoroughfares	1	350	14	5.478

Tabel 3 : Ekspor Indonesia menurut Komoditi (Kode HS 8 digit)

Mei 2022

Kode H S	Uraian golongan barang	Berat bersih (Kg)		Nilai F.O.B. (U S \$)	
		Bulan ini	Kumulatif	Bulan ini	Kumulatif
(1)	(2)	(3)	(4)	(5)	(6)
94051199	Chandelier&oth electric ceiling/wall lighting fitting,excl those of used for lighting public open space/thoroughfare,used for solely w/ LED light source,oth than luminaire for operating room/spotlight	182.641	288.419	1.108.090	1.788.071
94051991	Spotlights, designed for use not with LED light sources, not used for lighting public open spaces or thoroughfares	2.467	13.002	26.910	44.563
94051992	Luminaires with fluorecent lamps, designed for use not with LED light sources, not used for lighting public open spaces or thoroughfares	-	96	-	555
94051999	Chandelier&oth electric ceiling/wall lighting fitting,excl those of used for lighting public open space/thoroughfare,not w/ LED light source, oth than luminaire for operating room/spotlight/luminaires w/ fluorescent lamp	3.123	922.641	15.500	4.867.047
94052110	Electric table, desks, bedside or floor-standing luminaires for operating rooms, designed for use solely with light-emitting diode (LED) light sources	-	106	-	83.522
94052190	Electric table, desks, bedside or floor-standing luminaires not for operating rooms, designed for use solely with light-emitting diode (LED) light sources	4.174	15.230	39.359	100.130
94052990	Electric table, desks, bedside or floor-standing luminaires not for operating rooms, designed for use not solely with light-emitting diode (LED) light sources	1.344	74.139	8.851	499.828
94053100	Lighting strings of a kind used for Christmas trees, designed for use solely with light-emitting diode (LED) light sources	-	2	-	73
94053900	Lighting strings of a kind used for Christmas trees, designed for use not with light-emitting diode (LED) light sources	-	72.048	-	544.877
94054110	Searchlights, photovoltaic, designed for use solely with light-emitting diode (LED) light sources	-	8	-	500
94054120	Spotlights other than searchlight, photovoltaic, designed for use solely with light-emitting diode (LED) light sources	-	5	-	462
94054130	Non-flashing aerodrome beacons; lamps for railway rolling stock, locomotives, aircraft, ships or lighthouses, of base metal, photovoltaic, designed for use solely with LED light sources	-	1.300	-	3.666
94054140	Electric luminaire&lighting fitting,used for lighting public open spaces/thoroughfares;oth exterior lighting,oth than HS 94054110-94054130	70.400	411.409	219.840	1.291.620
94054190	Electric luminaires and lighting fittings, photovoltaic, designed for use solely with LED light sources, n.e.c in subheading 940541	2.265	9.170	32.837	93.018
94054220	Spotlights other than searchlight, non photovoltaic, designed for use solely with light-emitting diode (LED) light sources	-	23	-	227
94054240	Pilot lamps with fittings for electro-thermic domestic appliances of heading 8516; non photovoltaic, designed for use solely with LED light sources	27.503	53.315	339.825	646.454
94054260	Exterior lighting, of a kind not used for lighting public open spaces/throughfares; non photovoltaic, designed for use solely with LED light sources	470	6.194	10.597	137.409
94054290	Electric luminaires & lighting fittings, non photovoltaic, designed for use solely with LED light sources, n.e.c. subheading 940542	2.344	3.566	94.361	151.739
94054910	Searchlights, designed for use not only with with light-emitting diode (LED) light sources	-	10.593	-	83.524
94054920	Spotlights other than searchlights, designed for use not only with with light-emitting diode (LED) light sources	112	8.724	4.129	177.420
94054940	Pilot lamps with fittings for electro-thermic domestic appliances of heading 8516; designed for use not only with with light-emitting diode (LED) light sources	180.448	479.743	3.357.355	6.829.959

Tabel 3 : Ekspor Indonesia menurut Komoditi (Kode HS 8 digit)

Mei 2022

Kode H S	Uraian golongan barang	Berat bersih (Kg)		Nilai F.O.B. (U S \$)	
		Bulan ini	Kumulatif	Bulan ini	Kumulatif
(1)	(2)	(3)	(4)	(5)	(6)
94054950	Electric luminaires & lighting fitting,used for lighting public open spaces/thoroughfares, designed for use not only with LED light sources; other than HS 94054910-94054940	-	10.649	-	187.957
94054960	Exterior lighting, of a kind not used for lighting public open spaces/throughfares; designed for use not only with LED light sources	-	166.455	-	850.584
94054990	Electric luminaires & lighting fittings, designed for use not only with LED light sources, other than n.e.c subheading 940549	10.342	288.833	315.333	2.871.343
94055011	Non-electrical luminaires and lighting fittings, of oil-burning type, of brass of a kind used for religious rites	558	4.309	15.245	60.671
94055019	Non-electrical luminaires and lighting fittings, of oil-burning type, of other than brass of a kind used for religious rites	-	572	-	1.785
94055040	Hurricane lamps, non-electric	4.758	10.364	20.981	44.605
94055090	Non-electrical luminaires and lighting fittings, other of oil-burning type or hurricane lamps or miners' lamps and quarrymen's lamps	637	15.877	6.799	147.012
94056190	Illuminated signs, illuminated name-plates and the like, designed for use solely with LED light sources, other than warning signs, street name signs, road and traffics signs	468	726	19.070	29.218
94056990	Illuminated signs, illuminated name-plates and the like, designed for use not solely with LED light sources, other than warning signs, street name signs, road and traffics signs	1.252	14.057	49.467	486.617
94059140	Parts for globes or chimneys of glass	5	575	4	3.007
94059190	Parts for luminaires and lighting fittings of glass, other than for luminaires for operating rooms or spotlights or globes or chimneys, or searchlights	12	1.071	710	31.781
94059210	Parts for luminaires for operating rooms of plastics	-	58	-	2.200
94059220	Parts for spotlights of plastics	1	8	47	184
94059290	Parts for luminaires and lighting fittings of plastics, other than for luminaires for operating rooms or spotlights or searchlights	2.683	7.233	21.578	57.086
94059910	Parts for lampshades of textile material	317	2.066	1.358	20.565
94059920	Parts for lampshades of other material	4.054	28.402	40.966	290.053
94059930	Parts of luminaires of subheading 94055011 or 94055019, of other materials excluding glass or plastics	-	264	-	9.353
94059940	Parts for searchlights or spotlights, of other materials excluding glass or plastics	170	1.579	13.047	89.118
94059950	Parts for luminaires and lighting fittings, other than lampshades or luminaires of subheading 94055011 or 94055019 or searchlights or spotlights; of ceramic or of metal	427	2.039	14.553	62.175
94059990	Parts for luminaires & lighting fittings, oth than lampshade/luminaire of subhead 94055011 or 94055019/searchlight/spotlight; of oth matherials excluding glass/plastics/ceramic/metal	26.167	97.715	270.758	1.119.175
94061090	Greenhouses of wood not fitted with mechanical or thermal equipment	47.741	471.577	146.117	1.106.188
94069011	Greenhouses fitted with mechanical or thermal equipment, of iron or of steel	52.640	55.638	180.498	188.174
94069019	Greenhouses fitted with mechanical or thermal equipment, of any materials other than of iron or of steel or of plastics	3.728	35.882	19.035	97.882
94069020	Prefabricated buildings other than greenhouses fitted with mechanical or thermal equipment, of plastics or of aluminium	-	9.330	-	63.990
94069030	Prefabricated buildings other than greenhouses fitted with mechanical or thermal equipment, of iron or of steel	42.835	185.797	179.238	725.157
94069040	Prefabricated buildings other than greenhouses fitted with mechanical or thermal equipment, of cement, of concrete or of artificial stone	5.000	429.705	37.411	171.104

Tabel 3 : Ekspor Indonesia menurut Komoditi (Kode HS 8 digit)

Mei 2022

Kode H S	Uraian golongan barang	Berat bersih (Kg)		Nilai F.O.B. (U S \$)	
		Bulan ini	Kumulatif	Bulan ini	Kumulatif
(1)	(2)	(3)	(4)	(5)	(6)
94069090	Prefabricated buildings oth than greenhouses fitted with mechanical or thermal equipment, of any materials other than plastics or aluminium or iron or steel or cement or concrete or artificial stone	15.001	174.580	25.105	218.774
95030010	Tricycles, scooters, pedal cars and similar wheeled toys; dolls' carriages	310.123	635.395	1.521.128	3.742.156
95030021	Dolls, whether or not dressed	1.434.994	9.459.078	15.283.975	100.617.514
95030022	Garments and garment accessories; footwear and headgear for dolls	1.387	6.547	87.474	151.699
95030029	Parts and accessories for dolls other than garments and garment accessories; footwear and headgear	23.535	87.249	269.944	997.969
95030030	Electric trains, including tracks, signals and other accessories therefor	-	1.501	-	35.076
95030040	Reduced size ("scale") models and similar recreational models, working or not	187.473	1.087.070	3.681.239	21.355.099
95030050	Construction sets and constructional toys, other than electric trains or reduced size ("scale") models, of materials other than plastics	1.475	9.848	22.201	133.495
95030060	Stuffed toys representing animals or non-human creatures	864.620	5.767.625	11.783.726	77.368.275
95030070	Puzzles of all kinds	1.013	12.998	3.973	69.758
95030080	Portable interactive electronic educational devices primarily designed for children	1	5	26	104
95030091	Numerical, alphabetical or animal blocks or cut-outs; word builder sets; word making and talking sets; toy printing sets; toy counting frames (abaci); toy sewing machines; toy typewriters	121.136	762.558	934.104	5.009.024
95030094	Toys, of rubber, other than HS 95030091-95030093	0	1.047	33	23.734
95030099	Toys not elsewhere classified in 9503	636.020	3.296.798	4.353.213	24.341.900
95042020	Tables for billiards of all kinds	1.200	10.950	1.680	10.475
95042030	Billiard chalks	1.380	4.931	19.920	73.535
95042090	Articles and accessories for billiards of all kinds other than tables or chalks	53	913	1.511	44.415
95043090	Games, operated by coins, banknotes, bank cards, tokens or by any other means of payment, other than games of chance or pinball/slot machines, parts of wood, paper or plastics	11.115	95.191	131.046	1.252.929
95044000	Playing cards	2.132	5.558	53.376	294.425
95045010	Video game consoles and machines, other than those of subheading 950430, of a kind used with a television receiver	10	2.849	386	3.542
95045090	Video game consoles and machines, other than those of subheading 950430, of a kind used not with a television receiver	155	916	34.242	133.482
95049010	Bowling requisites of all kinds	-	534	-	4.050
95049021	Darts and parts and accessories therefor, of wood, of paper or of plastics	1	1	1	1
95049029	Darts and parts and accessories therefor, of other than wood or paper or plastics	-	282	-	23.123
95049032	Tables designed for use with casino games, of wood or of plastics	23	86	209	1.061
95049033	Tables designed for use with casino games, of other than wood or plastics	-	4	-	10
95049036	Gambling equipment and paraphernalia other than tables designed for use with casino games or mahjong tiles, of wood, of paper or of plastics	-	9	-	13
95049039	Gambling equipment and paraphernalia other than tables designed for use with casino games or mahjong tiles, of other than wood or paper or plastics	-	21	-	1.733
95049092	Tables designed for games, of wood or of plastics	189	2.101	3.139	30.006
95049093	Tables designed for games, of other than wood or plastics	1	66	5	1.689
95049099	Parlour games, of materials other than wood, or paper or plastics	38.487	539.709	74.118	1.189.033
95051000	Articles for Christmas festivities	178.012	394.587	1.004.197	2.613.746

Tabel 3 : Ekspor Indonesia menurut Komoditi (Kode HS 8 digit)

Mei 2022

Kode H S	Uraian golongan barang	Berat bersih (Kg)		Nilai F.O.B. (U S \$)	
		Bulan ini	Kumulatif	Bulan ini	Kumulatif
(1)	(2)	(3)	(4)	(5)	(6)
95059000	Festive, carnival or other entertainment articles, including conjuring tricks and novelty jokes other than for Christmas	52.567	182.625	165.427	856.926
95061100	Snow skis	-	21	-	8
95061900	Snow-ski equipment other than ski-fastenings (ski-bindings)	10	3.751	10	55.740
95062100	Sailboards	358	67.161	3.014	1.253.907
95062900	Water-skis, surf-boards and other water-sport equipment excluding sailboards	26.759	181.288	472.232	2.599.914
95063100	Golf clubs, complete	0	2.390	3	85.012
95063200	Golf balls	303.070	1.550.065	2.480.250	12.457.685
95063900	Golf equipment other than balls	4.457	7.850	22.886	47.792
95064010	Tables for table-tennis	378	3.563	749	19.482
95064090	Articles and equipment for table-tennis excluding tables	23	775	645	46.751
95065100	Lawn-tennis rackets, whether or not strung	8	618	371	22.994
95065900	Tennis, badminton or similar rackets, whether or not strung excluding lawn-tennis rackets	614	2.402	32.136	148.050
95066100	Lawn-tennis balls	5.564	100.179	58.592	991.830
95066200	Inflatable balls	101.241	826.145	1.194.968	8.863.353
95066900	Balls, other than golf balls and table-tennis balls excluding lawn-tennis balls or inflatable balls	3.892	29.369	51.317	261.354
95067000	Ice skates and roller skates, including skating boots with skates attached	-	151	-	9.003
95069100	Articles and equipment for general physical exercise, gymnastics or athletics	14.204	104.199	705.019	3.016.637
95069910	Bows (including crossbows) and arrows	10	85	566	11.427
95069920	Nets, cricket pads and shin guards	1.691	10.181	38.616	233.413
95069930	Shuttlecocks	491	2.542	13.902	95.161
95069990	Swimming pools and paddling pools	63.199	462.140	1.142.033	7.434.944
95071000	Fishing rods	24.014	117.646	2.814.104	14.694.584
95072000	Fish-hooks, whether or not snelled	20.101	135.327	1.232.337	7.978.452
95073000	Fishing reels	602	3.173	23.510	107.880
95079000	Line fishing tackle oth than fishing rods,fish-hooks,fishing reels; fish landing nets,butterfly nets&similar nets;decoy "birds" oth than those of heading 9208/9705 &similar hunting/shooting requisites	28.499	145.668	713.443	4.348.081
95082100	Amusement park rides; roller coasters	-	8	-	22
95082900	Amusement park rides; other than roller coasters, carousels, swings and roundabouts, dodge'em cars, motion simulators and moving theatres, water rides	12	12.648	38	33.832
96011090	Worked ivory and articles of ivory; other than cigar or cigarette cases, tobacco jars, ornamental articles	146	677	5.557	12.681
96019011	Worked mother-of-pearl or tortoise-shell and articles of the foregoing' cigar or cigarette cases, tobacco jars, ornamental articles	8.160	61.953	69.699	479.449
96019019	Worked mother-of-pearl or tortoise-shell and articles of the foregoing; other than cigar or cigarette cases, tobacco jars, ornamental articles, pearl nucleus	7.386	94.276	218.938	1.613.509
96019021	Worked capiz shells and articles of the foregoing; ornamental articles	63	84	1.086	1.320
96019029	Worked capiz shells and articles of the foregoing; other than ornamental articles	14	14	1.451	1.451
96019099	Worked bone, horn, antlers, coral &oth animal carving material (excl.ivory,mother-of-pearl,tortoise-shell,capiz shell)&articles thereof; oth than cigar/cigarette cases,tobacco jars,ornamental articles	0	29.753	4	500.590
96020010	Gelatin capsules for pharmaceutical products	59.803	291.943	1.625.280	7.965.711
96020020	Cigar or cigarette cases, tobacco jars, ornamental articles from worked vegetable/mineral carving material/of wax, stearin, natural gums/natural resins/modelling pastes & other moulded/carved articles	24.440	24.440	12.220	12.230

Tabel 3 : Ekspor Indonesia menurut Komoditi (Kode HS 8 digit)

Mei 2022

Kode H S	Uraian golongan barang	Berat bersih (Kg)		Nilai F.O.B. (U S \$)	
		Bulan ini	Kumulatif	Bulan ini	Kumulatif
(1)	(2)	(3)	(4)	(5)	(6)
96020090	Worked vegetable/mineral carving material,moulded/carved articles of wax,stearin,natural gums/natural resins/modelling pastes, worked unhardened gelatin (excl.HS3503)&articles thereof; n.e.c in HS9602	1.033	20.293	8.588	47.286
96031010	Brushes, consisting of twigs or other vegetable materials bound together, with or without handles	9	227.577	89	107.237
96031020	Brooms, consisting of twigs or other vegetable materials bound together, with or without handles	2.405.355	17.783.254	1.028.377	7.606.926
96032100	Tooth brushes, including dental-plate brushes	37.143	199.280	398.106	2.508.150
96032900	Shaving brushes, hair brushes, nail brushes, eyelash brushes and other toilet brushes for use on the person, including such brushes constituting parts of appliances; other than tooth brushes	57.279	182.247	94.378	1.099.393
96033000	Artists' brushes, writing brushes and similar brushes for the application of cosmetics	7	1.256	43	12.092
96034000	Paint, distemper, varnish or similar brushes (other than brushes of subheading 960330), paint pads and rollers	94.117	1.219.174	495.149	6.082.284
96035000	Brushes constituting parts of machines, appliances or vehicles; other than brushes of subheading 96321 to 960340)	575	1.432	6.743	15.075
96039010	Prepared knots and tufts for broom or brush making	24.500	131.445	53.725	215.891
96039020	Hand-operated mechanical floor sweepers, not motorised	16.868	16.899	26.998	29.587
96039040	Brushes; not elsewhere classified in heading 9603	671	986	13.894	15.919
96039090	Brooms (not elsewhere classified in heading 9603), mops and feather dusters, squeegees (other than roller squeegees)	39.963	177.756	162.595	763.880
96040090	Hand sieves and hand riddles; of material other than metal	44	475	52	1.427
96050000	Travel sets for personal toilet, sewing or shoe or clothes cleaning	255	21.950	629	109.719
96061010	Press-fasteners, snap-fasteners and press-studs and parts thereof; of plastics	22	800	2.157	15.344
96061090	Press-fasteners, snap-fasteners and press-studs and parts thereof; of material other than plastics	501	2.227	29.953	101.540
96062100	Buttons; of plastics, not covered with textile material	426	3.318	5.781	53.349
96062200	Buttons; of base metal, not covered with textile material	2	4.003	67	28.783
96062900	Buttons; of plastics covered with textile material, or of base metal covered with textile material, or of materials other than plastic and base metal	4.173	45.001	66.636	444.818
96063010	Button moulds and other parts of buttons, button blanks; of plastics	10.196	31.758	5.053	87.544
96063090	Button moulds and other parts of buttons, button blanks; of material other than plastics	723	25.929	28.753	994.561
96071100	Slide fasteners; fitted with chain scoops of base metal	26.352	222.096	59.001	574.206
96071900	Slide fasteners; not fitted with chain scoops of base metal	34.926	172.402	340.808	2.054.950
96072000	Parts of slide fasteners	951.130	5.992.332	5.876.673	41.145.254
96081010	Ball point pens; having a body mainly of plastics	14.911	57.926	284.942	1.058.728
96081090	Ball point pens; other than those having a body mainly of plastics	40.503	173.015	954.424	4.802.260
96082000	Felt tipped and other porous-tipped pens and markers	34.138	268.570	369.585	2.357.668
96083020	Fountain pens	70	2.243	7.581	19.088
96083090	Stylograph pens and other pens (not elsewhere classified in heading 9608)	88	1.299	27.003	360.302
96084000	Propelling or sliding pencils	1	832	423	26.815
96085000	Sets of articles from two or more of the subheading 960810 to 960840	-	109	-	17.903
96086010	Refills for ball point pens, comprising the ball point and ink- reservoir; of plastics	8	19	88	511
96086090	Refills for ball point pens, comprising the ball point and ink- reservoir; of materials other than plastics	251	1.814	11.980	89.512
96089190	Pen nibs and nib points; of materials other than gold or gold-plated	-	43	-	6.084
96089910	Duplicating stylos	-	17	-	22

Tabel 3 : Ekspor Indonesia menurut Komoditi (Kode HS 8 digit)

Mei 2022

Kode H S	Uraian golongan barang	Berat bersih (Kg)		Nilai F.O.B. (U S \$)	
		Bulan ini	Kumulatif	Bulan ini	Kumulatif
(1)	(2)	(3)	(4)	(5)	(6)
96089991	Parts of ball point pens, not elsewhere classified in heading 9608; of plastics	7	17	14	24
96089999	Parts of ball point pens (not elsewhere classified in heading 9608) of materials other than plastic, parts of propelling or sliding pencils, pen-holders, pencil-holders and similar holders	13	471	598	10.813
96091010	Black pencils, with leads encased in a sheath (other than pencils of heading 9608)	62.383	996.772	616.622	7.932.510
96091090	Pencils (other than pencils of heading 9608) and crayons, with leads encased in a sheath; other than black pencils	174.790	1.374.146	1.905.462	14.353.331
96092000	Pencil leads, black or coloured	11.638	124.272	88.012	672.292
96099030	Pencils (other than pencils of heading 9608) and crayons, without leads encased in a sheath	-	9	-	24
96099091	Writing or drawing chalks	73.885	591.343	74.870	636.453
96099099	Pastels, drawing charcoals, and tailors' chalks	420.450	3.530.275	1.088.763	7.975.956
96100090	Slates and boards, with writing or drawing surfaces, whether or not framed; other than school slates	40.666	452.000	117.232	1.342.841
96110000	Date, sealing, or numbering stamps, and the like (hand operated, incl. devices for printing/embossing labels), hand-operated composing sticks & hand printing sets incorporating such composing sticks	43	739	2.282	66.376
96121010	Typewriter or similar ribbons, inked or otherwise prepared for giving impressions, whether or not on spools or in cartridges; of textile fabric	69.473	329.199	1.462.212	7.513.476
96121090	Typewriter or similar ribbons, inked or otherwise prepared for giving impressions, whether or not on spools or in cartridges; of materials other than textile fabric	5.501	22.078	94.237	351.858
96122000	Ink-pads, whether or not inked, with or without boxes	-	24	-	1.347
96131090	Pocket lighters, gas fuelled, non-refillable; of materials other than plastics	1	75	164	632
96132090	Pocket lighters, gas fuelled, refillable; of materials other than plastics	1	31	585	1.939
96138010	Piezo-electric lighters for stoves and ranges	49.928	162.899	275.447	883.997
96138090	Lighters, whether or not mechanical or electrical; other than gas fuelled pocket lighters, piezo-electric lighters for stoves and ranges, cigarette lighters or table lighters	-	0	-	14
96139010	Refillable cartridges or other receptacles, which constitute parts of mechanical lighters, containing liquid fuel or liquefied gases	-	11.737	-	54.505
96140010	Roughly shaped blocks of wood or root for the manufacture of smoking pipes	-	2	-	91
96140090	Smoking pipes (including pipe bowls) and cigar or cigarette holders, and parts thereof; other than roughly shaped blocks of wood or root for the manufacture of pipes	2	43	563	7.878
96151120	Combs, hair-slides and the like; of hard rubber	0	1.435	2	8.752
96151130	Combs, hair-slides and the like; of plastics	17	3.240	51	10.175
96151900	Combs, hair-slides and the like; of materials other than hard rubber and plastics	86	3.376	2.214	27.030
96159011	Decorative hair pins; of aluminium	-	92	-	696
96159019	Decorative hair pins; of materials other than aluminium, iron or steel, plastics	41	934	1.335	20.062
96159021	Parts of combs, hair-slides and the like, hair pins, curling pins, curling grips, hair-curlers and the like, other than those of heading 8516; of plastics	-	239	-	5.330
96159022	Parts of combs, hair-slides and the like, hair pins, curling pins, curling grips, hair-curlers and the like, other than those of heading 8516; of iron or steel	-	31	-	32
96159029	Parts of combs, hair-slides and the like, hair pins, curling pins, curling grips, hair-curlers and the like, other than those of heading 8516; of materials other than plastics, iron/steel, aluminium	-	116	-	1.503

Tabel 3 : Ekspor Indonesia menurut Komoditi (Kode HS 8 digit)

Mei 2022

Kode H S	Uraian golongan barang	Berat bersih (Kg)		Nilai F.O.B. (U S \$)	
		Bulan ini	Kumulatif	Bulan ini	Kumulatif
(1)	(2)	(3)	(4)	(5)	(6)
96159092	Hair pins (other than decorative), curling pins, curling grips, hair-curlers and the like, other than those of heading 8516; of iron or steel	189	339	607	1.044
96159093	Hair pins (other than decorative), curling pins, curling grips, hair-curlers and the like, other than those of heading 8516; of plastics	15	153	972	2.996
96159099	Hair pins (other than decorative), curling pins, curling grips, hair-curlers and the like, other than those of heading 8516; of materials other than aluminium, iron or steel, plastics	-	26	-	41
96161010	Scent sprays and similar toilet sprays	27	636	640	30.436
96161020	Mounts and heads of scent sprays and similar toilet sprays	26.961	98.109	149.351	553.052
96162000	Powder-puffs and pads for the application of cosmetics or toilet preparations	2.354	14.452	80.131	481.518
96170010	Vacuum flasks and other vacuum vessels, complete	16.615	33.092	23.922	73.439
96170020	Parts vacuum flasks and other vacuum vessels, other than glass inners	14	3.174	19	1.979
96180000	Tailors' dummies and other lay figures; automata and other animated displays used for shop window dressing	2.992	21.202	125.388	844.681
96190011	Sanitary towels (pads) and tampons, napkins (diapers), napkin liners and similar articles); with an absorbent core of wadding of textile materials; disposable	12.104	90.964	33.871	194.835
96190012	Sanitary towels and tampons; of paper, paper pulp, cellulose wadding or webs of cellulose fibres; disposable	186.368	1.258.387	913.665	6.311.983
96190013	Baby napkins and pads for incontinence; of paper, paper pulp, cellulose wadding or webs of cellulose fibres; disposable	1.999.190	11.293.806	5.438.927	29.433.511
96190014	Napkins (diapers), napkin liners and similar articles other than sanitary towels/tampons and baby napkins/pads; of paper, paper pulp, cellulose wadding or webs of cellulose fibres; disposable	26.267	107.366	87.911	342.853
96190019	Sanitary towels (pads) and tampons, napkins (diapers), napkin liners and similar articles); of materials other than paper, paper pulp, cellulose wadding or webs of cellulose fibres; disposable	348.241	2.458.866	878.008	6.217.012
96190092	Sanitary towels (pads); not disposable	1	1	10	10
96190093	Sanitary tampons, napkins (diapers), napkin liners and similar articles other than sanitary towels (pads); knitted or crocheted; not disposable	-	560	-	5.021
96190099	Sanitary tampons, napkins (diapers), napkin liners and similar articles other than sanitary towels (pads); not knitted or crocheted; not disposable	11.026	18.595	40.502	353.524
96200010	Monopods, bipods, tripods and similar articles; of plastics	1.025	9.692	26.934	252.115
96200020	Monopods, bipods, tripods and similar articles; of carbon and graphite	-	73	-	3.055
96200030	Monopods, bipods, tripods and similar articles; of iron and steel	4	47	25	270
96200040	Monopods, bipods, tripods and similar articles; of aluminium	55	1.002	4.935	62.867
96200050	Monopods, bipods, tripods and similar articles; of wood	209	251	70.016	72.783
96200090	Monopods, bipods, tripods and similar articles; of material other than plastics, carbon and graphite, iron and steel, aluminium, wood	94	1.770	137	17.210
97012100	Paintings, drawings and pastels, executed entirely by hand, other than drawings of heading 4906 and other than hand-painted or hand-decorated manufactured articles; of an age exceeding 100 years	2.367	6.163	27.483	110.951
97012200	Mosaics; of an age exceeding 100 years	-	1.260	-	6.405
97012900	Collages and similar decorative plaques other than mosaics; of an age exceeding 100 years	1.040	2.242	12.976	26.726

Tabel 3 : Ekspor Indonesia menurut Komoditi (Kode HS 8 digit)

Mei 2022

Kode H S	Uraian golongan barang	Berat bersih (Kg)		Nilai F.O.B. (U S \$)	
		Bulan ini	Kumulatif	Bulan ini	Kumulatif
(1)	(2)	(3)	(4)	(5)	(6)
97019100	Paintings, drawings and pastels, executed entirely by hand, other than drawings of heading 4906 and other than hand-painted or hand-decorated manufactured articles; of an age not exceeding 100 years	774	22.935	13.424	711.210
97019200	Mosaics; of an age not exceeding 100 years	-	1	-	67
97019900	Collages and similar decorative plaques other than mosaics; of an age not exceeding 100 years	12.813	70.770	155.638	699.198
97031000	Original sculpture and statuary, in any material; of an age exceeding 100 years	-	1.220	-	2.069
97039000	Original sculpture and statuary, in any material; of an age not exceeding 100 years	21.163	154.128	77.082	588.041
97040000	Postage or revenue stamps, stamp-postmarks, first-day covers, postal stationery (stamped paper), and the like, used or unused, other than those of heading 4907	9	100	73	7.640
98022000	Gear boxes of IKD motor vehicle	951	951	28.265	28.265
98084000	Gear boxes for vessels, which is included in tariff heading 8483.40.20	50	50	1.000	1.000
98087410	Machine for purifying seawater by distillation method, electrically operated which is included in tariff heading 8419.40.10	90	90	36.000	36.000
99012000	Application software	0	0	22	22
99991000	Postal packages n.c.a.k	64.441	297.287	2.274.067	6.798.557
Total Ekspor		51.078.811.698	239.639.323.088	21.509.825.822	114.976.181.546

Sumber : dokumen PEB dan non PEB, diolah

Tabel 4. Ekspor Indonesia menurut Negara Tujuan

Mei 2022

Kode Negara	Negara Tujuan	Berat bersih / Net weight (Kg)		Nilai / Value F.O.B. (U S \$)	
		Bulan ini	Kumulatif	Bulan ini	Kumulatif
(1)	(2)	(3)	(4)	(5)	(6)
JP	JAPAN	2.530.536.270	15.574.597.450	1.756.278.643	9.732.912.208
HK	HONG KONG	456.571.745	2.027.447.145	242.718.493	1.151.048.230
KP	KOREA, DEM. PEOPLE'S REP.	-	329	-	3.041
KR	KOREA, REPUBLIC OF	2.662.940.156	12.689.716.993	992.306.307	5.222.511.857
TW	TAIWAN	2.121.802.872	8.462.949.305	767.868.345	3.394.814.752
CN	CHINA	11.955.000.618	74.061.941.345	4.806.916.146	23.570.337.112
MN	MONGOLIA	184.200	1.172.023	1.047.318	5.512.106
MO	MACAU	2.377	409.582	67.212	1.433.444
PG	PAPUA NEW GUINEA	17.157.626	107.579.021	12.823.334	92.730.638
TH	THAILAND	1.931.065.484	7.660.891.802	753.253.621	3.383.066.647
SG	SINGAPORE	1.545.805.716	8.331.129.735	1.270.739.170	6.579.008.167
PH	PHILIPPINES	3.077.741.867	13.726.134.010	923.305.934	4.588.235.436
MY	MALAYSIA	2.622.469.146	13.387.219.471	1.195.672.115	6.336.008.181
MM	MYANMAR	11.960.785	248.436.772	28.031.196	367.995.669
KH	CAMBODIA	96.249.362	1.034.346.249	47.539.689	315.358.385
BN	BRUNEI DARUSSALAM	102.118.999	526.141.507	19.218.572	93.248.722
LA	LAO PEOPLE'S DEM. REP.	51.597	559.333	555.381	22.724.760
NP	NEPAL	504.083	5.516.592	838.780	9.134.440
BT	BHUTAN	1.031	153.235	16.056	801.028
VN	VIET NAM	1.466.821.379	6.276.724.793	669.987.039	3.242.122.865
MV	MALDIVES	8.019.296	48.200.211	2.299.337	16.330.847
IN	INDIA	16.483.014.617	50.571.000.878	2.261.594.157	8.900.892.919
PK	PAKISTAN	434.795.402	3.207.894.564	113.270.137	1.590.612.308
BD	BANGLADESH	613.909.681	5.337.449.346	138.620.938	1.496.838.640
LK	SRI LANKA	50.116.249	478.681.518	17.730.234	147.377.116
AF	AFGHANISTAN	508.441	2.856.318	886.044	5.921.515
IQ	IRAQ	9.999.512	155.073.955	9.022.847	182.220.145
IR	IRAN (ISLAMIC REPUBLIC OF)	19.732.774	81.748.146	18.032.586	109.244.507
SA	SAUDI ARABIA	31.620.258	295.448.301	102.502.410	726.226.311
IL	ISRAEL	3.033.952	31.146.322	8.311.081	70.957.549
KW	KUWAIT	4.439.396	20.900.150	11.157.547	58.808.397
JO	JORDAN	5.471.076	32.342.143	46.729.905	243.405.631
LB	LEBANON	2.705.673	22.666.425	4.538.739	29.513.191
PS	PALESTINA	183	76.472	95	225.586
YE	YEMEN	1.543.990	31.355.471	3.472.925	34.678.326
OM	OMAN	32.910.281	90.960.784	19.412.948	118.842.062
SY	SYRIA ARAB REPUBLIC	88.880	2.113.607	246.642	4.125.723
TR	TURKEY	49.639.333	485.965.355	99.022.563	829.787.720
AE	UNITED ARAB EMIRATES	105.601.051	368.783.644	140.108.490	854.890.173
QA	QATAR	3.603.320	31.730.354	9.010.898	100.658.331
BH	BAHRAIN	1.471.647	8.057.058	2.518.333	18.023.344
CY	CYPRUS	568.544	2.574.080	944.202	5.475.365
EG	EGYPT	26.161.858	420.275.966	34.583.013	602.278.623
LY	LIBYAN ARAB JAMAHIRIYA	929.760	4.404.002	6.657.227	13.432.470
MA	MOROCCO	21.669.745	35.146.137	28.971.305	72.221.759
TN	TUNISIA	632.539	61.839.606	1.610.106	78.638.164
DZ	ALGERIA	3.946.104	79.101.391	9.121.311	117.763.923
SD	SUDAN	11.119.316	28.581.394	19.623.941	49.982.724
ER	ERITREA	-	202.721	-	239.532
NA	NAMIBIA	340	198.087	50	527.074
ET	ETHIOPIA	1.276.821	8.885.637	2.170.959	18.224.790
TZ	TANZANIA, UNITED REP. OF	4.588.873	82.163.273	6.852.504	132.712.919
MG	MADAGASCAR	2.002.230	18.095.305	3.256.704	20.416.060
SO	SOMALIA	916.875	13.642.695	3.489.207	34.172.775
KE	KENYA	12.753.407	53.040.583	15.537.882	72.805.094
RE	REUNION	742.700	2.892.295	946.627	5.094.504
MZ	MOZAMBIQUE	3.082.328	15.792.182	4.407.244	19.411.790
BW	BOTSWANA	-	621.336	-	3.609.471
GQ	EQUATORIAL GUINEA	36.447	2.833.797	91.129	4.216.159
TG	TOGO	1.825.247	34.520.054	3.196.931	58.940.929
GH	GHANA	10.247.528	56.191.506	16.026.678	86.756.658
LR	LIBERIA	415.289	12.859.829	757.893	16.946.574

Tabel 4. Ekspor Indonesia menurut Negara Tujuan

Mei 2022

Kode Negara	Negara Tujuan	Berat bersih / Net weight (Kg)		Nilai / Value F.O.B. (U S \$)	
		Bulan ini	Kumulatif	Bulan ini	Kumulatif
(1)	(2)	(3)	(4)	(5)	(6)
GN	GUINEA	1.216.648	6.037.947	2.649.983	15.005.620
AO	ANGOLA	5.197.172	58.190.155	7.124.026	83.848.497
CG	CONGO	1.692.713	17.888.884	2.101.316	25.026.438
CM	CAMEROON	324.773	10.139.635	1.120.234	17.127.555
NG	NIGERIA	23.044.357	111.156.943	35.842.245	182.256.340
SL	SIERRA LEONE	373.010	2.028.377	525.993	3.384.791
GA	GABON	126.468	1.256.433	379.418	3.048.788
CI	COTE D'IVOIRE	5.199.818	21.719.822	7.007.391	31.152.174
SN	SENEGAL	10.492.703	47.695.403	118.806.649	408.527.693
MR	MAURITANIA	26.771.825	65.958.790	29.425.882	138.913.732
ML	MALI	229.509	697.808	899.281	3.707.428
BJ	BENIN	1.028.297	17.349.652	1.425.242	24.031.712
BF	BURKINA FASO	249.584	1.244.363	1.604.015	6.383.165
GW	GUINEA BISSAU	-	297	-	58.988
GM	GAMBIA	888.382	7.012.761	1.037.676	10.906.590
SC	SEYCHELLES	48.373	543.425	250.756	1.445.701
UG	UGANDA	50.476	1.111.332	251.430	1.388.406
CF	CENTRAL AFRICAN REPUBLIC	720.000	768.475	1.070.657	1.791.330
NE	NIGER	88.070	858.500	199.621	2.567.497
TD	CHAD	3.137	10.200	517.563	1.046.474
DJ	DJIBOUTI	3.338.420	89.151.017	5.922.764	128.239.515
SH	SAINT HELENA	-	9	-	900
ST	SAO TOME AND PRINCIPE	-	634.581	-	898.427
SZ	SWAZILAND	39.094	195.262	279.858	1.276.575
ZA	SOUTH AFRICA	38.124.210	232.506.092	91.613.060	422.175.670
ZW	ZIMBABWE	25.955	667.249	80.200	1.056.261
ZM	ZAMBIA	19.150	398.034	62.485	1.536.834
MW	MALAWI	177.719	2.333.722	387.156	3.282.976
KM	COMOROS	-	1.502.278	-	2.122.464
BI	BURUNDI	70.499	116.481	330.997	474.746
MU	MAURITIUS	47.869.196	143.968.991	5.248.635	24.074.077
RW	RWANDA	91.813	238.568	61.513	199.853
YT	MAYOTTE	40.610	1.046.452	51.738	1.008.973
CD	DEMOCRATIC REP. OF THE CONGO	591.588	3.441.236	1.844.455	8.197.140
AU	AUSTRALIA	147.741.994	1.111.739.806	269.641.796	1.418.260.609
NZ	NEW ZEALAND	248.857.115	1.050.817.027	64.647.997	299.324.314
FM	MICRONESIA, FED. STATES OF	55.879	408.057	50.181	486.272
GU	GUAM	91.895	306.650	109.401	332.552
PW	PALAU	2	41.503	68	74.079
NR	NAURU	36.335	172.563	5.385	283.683
NC	NEW CALEDONIA	699.463	2.827.977	989.724	4.707.442
NU	NIUE	0	20	96	188
MP	NORTHERN MARIANA ISLANDS	42.041	116.170	17.136	153.395
VC	SAINT VINCENT AND THE GRENADINES	8.690	47.136	56.849	137.347
VU	VANUATU	160.271	1.213.384	278.172	1.860.425
WF	WALLIS AND FUTUNA ISLANDS	4.014	69.629	35.898	205.502
IO	BRITISH INDIAN OCEAN TERRITORY	190.013	190.013	384.751	384.751
AS	AMERICAN SAMOA	67.409	486.725	45.139	347.648
CK	COOK ISLANDS	1.845	225.027	31.411	356.035
FJ	FIJI	24.093.689	56.375.255	3.728.460	17.474.427
KI	KIRIBATI	113.854	533.810	214.260	1.190.833
MH	MARSHALL ISLANDS	83.594	342.973	467.549	1.387.797
WS	SAMOA	279.808	2.294.513	673.404	4.603.897
SB	SOLOMON ISLANDS	193.100	3.180.008	535.004	5.696.784
TO	TONGA	92.153	1.018.721	110.738	1.758.484
TV	TUVALU	-	8.346	-	18.971
TL	EAST TIMOR	29.207.883	207.726.923	19.140.085	110.402.543
US	UNITED STATES	482.462.697	2.709.039.059	2.054.130.749	12.300.818.618
CA	CANADA	18.545.798	108.505.361	85.776.519	518.530.911
MX	MEXICO	30.858.521	299.873.135	97.412.555	664.977.018
GT	GUATEMALA	1.543.581	9.166.684	3.541.395	25.164.952
HN	HONDURAS	4.337.875	22.637.945	16.678.478	96.211.851

Tabel 4. Ekspor Indonesia menurut Negara Tujuan

Mei 2022

Kode Negara	Negara Tujuan	Berat bersih / Net weight (Kg)		Nilai / Value F.O.B. (U S \$)	
		Bulan ini	Kumulatif	Bulan ini	Kumulatif
(1)	(2)	(3)	(4)	(5)	(6)
NI	NICARAGUA	838.861	3.145.736	2.910.304	13.580.269
PA	PANAMA	1.052.713	7.794.223	7.154.419	59.190.296
CU	CUBA	540.059	938.165	489.339	915.816
CW	CURACAO	-	5.739	-	48.341
SR	SURINAME	48.423	1.012.058	108.708	1.876.529
CL	CHILE	4.345.731	57.139.182	17.478.094	141.240.266
VE	VENEZUELA	164.710	2.797.916	583.708	5.895.535
AR	ARGENTINA	4.758.149	29.148.762	19.359.401	122.768.276
BR	BRAZIL	29.132.807	206.516.325	100.721.476	594.331.935
CO	COLOMBIA	3.925.590	43.837.398	15.553.094	104.870.937
BO	BOLIVIA	247.359	2.483.976	1.700.640	8.818.529
UY	URUGUAY	552.970	2.889.469	2.376.407	15.191.574
PY	PARAGUAY	192.249	917.868	1.724.472	5.921.528
EC	ECUADOR	2.078.155	19.364.086	10.256.150	58.599.771
PE	PERU	49.160.288	79.367.792	60.932.031	162.878.733
GY	GUYANA	25.210	820.815	73.163	1.744.516
TT	TRINIDAD AND TOBAGO	630.019	5.546.395	1.345.058	11.694.462
BS	BAHAMAS	41.384	214.608	300.641	1.496.478
JM	JAMAICA	971.942	7.389.350	2.511.520	14.496.586
PR	PUERTO RICO	201.654	2.346.711	965.523	9.880.638
BZ	BELIZE	19.685	82.308	65.186	315.331
DO	DOMINICAN REPUBLIC	2.731.275	17.015.787	5.472.493	43.467.880
SV	EL SALVADOR	820.266	4.888.977	2.682.272	13.885.881
CR	COSTA RICA	991.156	6.511.608	2.890.617	19.450.236
HT	HAITI	127.311	34.625.646	395.262	43.581.342
BB	BARBADOS	43.019	642.118	270.791	2.064.560
AG	ANTIGUA AND BARBUDA	28.140	238.364	102.143	663.810
AI	ANGUILLA	22.641	22.681	17.676	32.627
AW	ARUBA	12.415	245.743	64.707	726.657
BM	BERMUDA	20.541	102.605	144.293	725.641
CV	CAPE VERDE	-	143.011	-	294.164
KY	CAYMAN ISLANDS	104	47.613	373	349.730
DM	DOMINICA	73.430	414.520	481.047	2.585.973
GF	FRENCH GUIANA	41.621	179.193	46.697	248.721
PF	FRENCH POLYNESIA	735.447	32.681.531	1.218.343	6.549.949
GL	GREENLAND	-	88	-	6.083
GD	GRENADA	3.075	96.259	32.728	264.996
MQ	MARTINIQUE	178.261	643.512	538.037	2.040.121
AN	NETHERLANDS ANTILLES	35.052	358.077	220.390	2.569.692
LC	SAINT LUCIA	8.679	121.235	83.112	795.762
SM	SAN MARINO	81	81	2.697	2.697
TC	TURKS AND CAICOS ISLANDS	23.354	25.270	32.470	48.548
GP	GUADELOUPE	195.823	982.413	579.221	3.616.254
KN	SAINT KITTS AND NEVIS	9.667	16.507	112.771	159.559
MS	MONTserrat	1.290	2.580	11.984	23.968
VG	VIRGIN ISLANDS (BRITISH)	16.482	25.835	126.333	201.941
VI	U.S. VIRGIN ISLANDS	6	14.444	1.460	186.348
GB	UNITED KINGDOM	22.105.115	162.679.279	94.407.769	626.336.205
NL	NETHERLANDS	383.193.260	2.110.006.342	392.893.819	2.346.413.923
FR	FRANCE	10.798.848	96.328.300	68.262.453	456.787.702
DE	GERMANY, FED. REP. OF	48.471.895	306.495.275	241.924.920	1.377.775.848
AT	AUSTRIA	364.491	1.511.428	3.523.517	24.686.905
BE	BELGIUM	49.681.909	305.727.221	153.291.967	934.452.625
CH	SWITZERLAND	619.581	114.472.282	9.835.039	1.400.110.302
LU	LUXEMBOURG	4.352.508	10.645.443	8.090.215	21.707.923
GI	GIBRALTAR	2	70.160	379	29.218
MC	MONACO	10.750	69.671	256.704	1.460.146
DK	DENMARK	4.989.228	35.721.728	16.931.308	111.480.543
NO	NORWAY	1.790.083	6.497.101	2.168.579	27.193.569
SE	SWEDEN	1.753.745	28.219.774	12.770.946	107.129.217
FI	FINLAND	2.334.633	13.306.590	8.952.860	36.481.781
IE	IRELAND	1.119.256	16.220.469	7.498.375	48.086.082

Tabel 4. Ekspor Indonesia menurut Negara Tujuan

Mei 2022

Kode Negara	Negara Tujuan	Berat bersih / Net weight (Kg)		Nilai / Value F.O.B. (U S \$)	
		Bulan ini	Kumulatif	Bulan ini	Kumulatif
(1)	(2)	(3)	(4)	(5)	(6)
IT	ITALY	234.131.102	1.065.286.667	189.801.612	1.241.910.532
ES	SPAIN	90.762.883	849.195.080	175.000.769	1.004.145.085
PT	PORTUGAL	8.610.581	23.449.017	13.284.168	54.989.808
IS	ICELAND	25.429	46.411.379	54.424	18.330.051
GR	GREECE	4.114.469	60.092.210	10.194.798	113.745.992
LI	LIECHTENSTEIN	-	2	-	383
HU	HUNGARY	600.033	5.053.151	5.508.072	37.089.762
PL	POLAND	317.265.042	419.240.533	90.881.547	337.060.903
RO	ROMANIA	4.249.356	25.650.119	8.916.423	54.791.893
BG	BULGARIA	12.712.745	30.122.640	38.209.035	86.836.035
AL	ALBANIA	576.359	3.015.393	1.255.933	4.565.774
AM	ARMENIA	19.899	150.268	65.285	1.042.911
AZ	AZERBAIJAN	265.442	523.954	585.367	1.435.400
BY	BELARUS	38.000	331.402	63.460	630.848
KZ	KAZAKHSTAN	869.936	1.601.282	6.827.640	11.952.893
KG	KYRGYZSTAN	84.791	201.052	180.036	561.827
MD	MOLDOVA, REPUBLIC OF	4.618	25.735	54.691	89.548
TJ	TAJIKISTAN	213.463	804.799	448.175	1.330.097
TM	TURKMENISTAN	72.397	787.392	142.320	1.229.736
UA	UKRAINE	39.334	20.212.287	162.780	28.889.042
UZ	UZBEKISTAN	454.710	1.198.507	832.335	2.492.807
LT	LITHUANIA	79.539	1.357.213	155.258	3.626.926
LV	LATVIA	1.429.887	12.582.798	2.856.544	24.497.445
EE	ESTONIA	1.576.849	69.048.775	6.272.753	102.808.216
GE	GEORGIA	1.951.985	12.536.825	3.876.239	19.289.275
HR	CROATIA	6.505.792	14.594.146	8.417.542	26.924.456
BA	BOSNIA AND HERZEGOVINA	19.398	168.942	52.963	430.937
MT	MALTA	87.981	396.238	352.260	1.332.145
SK	SLOVAKIA	95.735	1.379.828	2.030.339	15.245.246
SI	SLOVENIA	2.155.995	27.419.815	4.694.074	59.906.499
CZ	CZECH REPUBLIC	757.072	3.784.082	5.346.998	35.625.163
MK	REP. OF MACEDONIA	29.366	44.438.346	363.455	8.093.493
RU	RUSSIA FEDERATION	30.172.422	316.862.040	56.288.346	576.029.471
RS	SERBIA	76.307	683.840	765.613	4.321.414
ME	MONTENEGRO	101.000	328.482	194.006	725.934
GG	GUERNSEY	3	3	1.119	1.119
JE	JERSEY	17	18	781	969
Total Ekspor		51.078.811.698	239.639.323.088	21.509.825.822	114.976.181.546

Sumber : dokumen PEB dan non PEB, diolah

Tabel 5 : Ekspor Indonesia menurut Provinsi dan Pelabuhan muat

Mei 2022

Pelabuhan	Pelabuhan Muat	Berat bersih / Net weight (Kg)		Nilai / Value F.O.B. (U S \$)	
		Bulan ini	Kumulatif	Bulan ini	Kumulatif
(1)	(2)	(3)	(4)	(5)	(6)
Aceh		566.149.896	3.773.907.684	35.139.528	229.176.004
IDLSW	LHOK SEUMAWE	2.150.896	28.225.406	2.272.446	21.420.458
IDMEQ	MEULABOH	563.999.000	3.743.287.000	32.867.082	206.932.287
IDAUN	BLANG LANCANG (ARUN)	-	2.367.478	-	637.000
IDKRU	KRUENG R. MALAHAYATI	-	27.800	-	186.260
Sumatera Utara		459.195.798	3.410.925.956	761.858.724	5.160.443.834
IDKNO	KUALA NAMU INTERNATIONAL AIRPORT (U)	12.821	18.879	1.038.920	1.189.091
IDBLW	BELAWAN	415.215.175	2.712.529.678	707.282.879	4.355.712.008
IDTJB	TANJUNG BALAI ASAHAN	2.407.432	13.052.610	1.352.439	8.091.526
IDTBR	TANJUNG BERINGIN	-	199.635.864	-	164.511.400
IDSLG	SIBOLGA	-	1.961.930	-	1.789.493
IDKTJ	KUALA TANJUNG	41.560.370	483.726.995	52.184.486	629.150.315
Sumatera Barat		116.946.052	1.304.236.646	73.805.674	976.531.548
IDTBY	PADANG/TL.BAYUR	116.945.379	1.304.233.796	73.798.659	976.507.598
IDPDG	PADANG / TABING (U)	673	2.850	7.015	23.950
Riau		1.114.699.252	8.751.264.552	1.032.392.213	8.449.833.764
IDLAT	LALANG TERMINAL, ST	-	28.747.000	-	21.497.927
IDBAG	BAGAN SIAPI-API	45.200	364.200	31.048	257.733
IDPAI	PANIPAHAN	153.880	930.320	70.780	442.890
IDDUM	DUMAI	505.460.412	5.407.018.311	601.057.882	6.289.508.758
IDTMD	TANJUNG MEDANG	605.010	2.475.445	52.391	289.384
IDSEQ	SUNGAI PAKNING	197.961.970	922.014.507	150.138.735	637.852.717
IDBLS	BENGKALIS	317.730	1.584.595	79.682	1.083.024
IDSPA	SELAT PANJANG	3.147.350	16.010.237	670.809	3.631.333
IDSSI	SIK SRI INDRAPURA	46.840.430	306.310.584	9.843.074	73.068.367
IDSUQ	SUNGAI GUNTUNG	12.739.275	101.684.568	14.508.082	116.741.988
IDKGD	KUALA GAUNG	7.986.600	48.593.350	1.742.567	11.189.276
IDTEM	TEMBILAHAN	3.933.750	19.504.759	903.062	4.564.419
IDKEN	KUALA ENOK	2.460.249	25.045.538	2.444.441	17.491.042
IDRGA	RENGAT	8.913.062	38.989.708	3.995.654	17.056.678
IDPAK	PEKAN BARU	362.992	1.426.384	310.744	1.484.873
IDBUN	BUATAN	215.890.080	1.235.468.392	148.137.627	782.741.387
IDPWG	PERAWANG, SUMATRA	107.881.261	595.096.654	98.405.635	470.931.969
Jambi		628.649.953	2.664.551.655	202.955.802	1.054.759.245
IDKTK	KUALA TUNGKAL	8.324.972	148.761.030	2.730.629	32.924.010
IDMSA	MUARA SABAK	492.645.055	1.923.003.452	33.275.645	144.817.724
IDDJM	JAMBI	127.679.926	592.787.142	166.949.528	877.009.652
IDDJB	PALMERAH/SULTAN THAHA (U)	-	32	-	7.859
Sumatera Selatan		3.464.983.482	13.550.483.566	608.034.260	2.627.314.359
IDPLS	PALEMBANG-KERTAPATI	-	52.516.207	-	3.845.802
IDPLA	PALEMBANG - PLAJU	34.936.762	189.596.672	29.205.175	131.193.785
IDMRI	MUSI RIVER/BOOM BARU	3.430.046.720	13.308.370.687	578.829.085	2.492.274.772
Bengkulu		197.400.797	1.098.167.567	26.330.765	100.505.916
IDBKU	BENGKULU	102.757.000	596.181.867	12.037.867	49.690.326
IDPBA	PULAU BAAI	94.643.797	501.985.700	14.292.898	50.815.590
Lampung		787.855.781	4.168.318.585	256.552.742	1.702.239.661
IDTRH	TARAHAN	623.245.846	3.128.318.070	151.948.126	1.062.568.618
IDPJG	PANJANG	164.609.935	1.040.000.515	104.604.615	639.671.043

Tabel 5 : Ekspor Indonesia menurut Provinsi dan Pelabuhan muat

Mei 2022

Pelabuhan	Pelabuhan Muat	Berat bersih / Net weight (Kg)		Nilai / Value F.O.B. (U S \$)	
		Bulan ini	Kumulatif	Bulan ini	Kumulatif
(1)	(2)	(3)	(4)	(5)	(6)
Kepulauan Bangka Belitung		13.375.647	114.046.865	38.583.010	638.466.796
IDMUO	MUNTOK	995.000	4.925.000	34.656.400	204.804.625
IDPGX	PANGKAL BALAM	5.160.694	14.679.322	1.534.787	307.573.105
IDTPD	TANJUNG PANDAN	2.700.000	9.006.000	310.500	1.080.600
IDMAN	MANGGAR-BELITUNG	4.519.953	85.008.969	2.081.323	106.820.756
IDPGK	PANGKAL PINANG (U)	-	427.573	-	18.187.709
Kepulauan Riau		1.438.554.297	8.158.550.588	1.709.975.427	8.004.388.399
IDLBM	LOBAM	471.328	21.082.880	16.073.006	94.716.031
IDMWK	MATAK	-	516.143	-	3.137.549
IDNTX	NATUNA RANAI	13.672	38.132	82.832	231.192
IDTBK	TANJUNG BALAI KARIMUN	770.135.173	4.365.932.486	214.163.539	1.093.034.217
IDTPN	TANJUNG PINANG	-	29.640.473	-	21.843.317
IDTER	TEREMPA	296.831.540	1.446.024.137	210.387.278	835.107.087
IDTBT	TANJUNG BATU, RIAU	713.000	3.553.000	561.027	2.927.541
IDBPD	BELAKANG PADANG	158.448.807	833.658.653	143.357.167	551.996.714
IDBTU	BATU AMPAR	90.322.211	558.345.134	810.163.016	3.638.000.249
IDDAS	SINGKEP - DABO	-	198.900.000	-	3.381.300
IDTNJ	KIJANG	1.611.125	10.931.699	3.049.341	19.315.170
IDPAS	PASIR PANJANG	19.388.000	206.475.000	130.041	1.337.957
IDSKP	SEKUPANG	11.707.125	77.588.770	185.007.326	1.069.197.018
IDNON	NONGSA	6	6	500	500
IDKAB	KABIL/PANAU	65.734.992	333.930.102	106.643.830	611.733.351
IDUNA	UDANG NATUNA	23.176.730	71.925.220	19.782.000	54.657.950
IDBTH	HANG NADIM (U)	587	8.755	574.525	3.771.255
Dki Jakarta		1.138.197.455	6.859.393.691	4.553.404.071	29.458.543.095
IDTPP	TANJUNG PRIOK	1.130.352.709	6.801.410.018	4.112.605.258	24.904.100.047
IDJKT	JAKARTA / PASAR IKAN	83.832	84.757	151.943	186.092
IDCGK	SOEKARNO-HATTA (U)	7.760.915	57.898.916	440.646.869	4.554.256.956
Jawa Barat		69.845.061	269.903.630	144.192.410	699.249.259
IDPMB	PATIMBAN	9.885.845	55.133.641	101.559.930	568.852.837
IDBLG	BALONGAN	59.959.216	214.769.989	42.632.480	130.396.422
Jawa Tengah		225.005.005	1.491.469.608	557.405.729	3.580.130.305
IDTES	TANJUNG EMAS	123.914.424	880.370.910	487.416.039	3.339.297.163
IDCXP	CILACAP	101.078.457	610.988.539	69.740.612	238.699.705
IDSRG	ACHMAD YANI (U)	12.124	110.159	249.078	2.133.437
Di Yogyakarta		2.905	3.595	117.684	119.245
IDYIA	YOGYAKARTA INTERNATIONAL AIRPORT(U)	2.905	3.595	117.684	119.245
Jawa Timur		1.157.064.551	5.575.000.733	1.848.886.090	9.892.094.691
IDTUB	TUBAN	170.132.339	913.662.586	82.518.358	382.025.773
IDGRE	GRESIK	308.217.254	932.466.229	187.369.692	802.687.695
IDTPE	TANJUNG PERAK	632.743.135	3.597.983.251	1.495.062.257	8.309.605.485
IDPRO	PROBOLINGGO	5.807.210	33.529.954	4.478.803	20.343.112
IDKLG	KALIANGET	39.589.990	94.639.990	31.923.014	70.992.044
IDSUB	JUANDA (U)-SURABAYA	574.622	2.718.724	47.533.967	306.440.582
Banten		593.332.816	3.209.486.381	237.166.720	1.237.122.075
IDCIW	CIWANDAN	32.200.000	119.612.780	8.680.000	31.938.999
IDMRK	MERAK	346.923.186	1.901.340.360	65.523.925	285.508.247
IDTLN	TANJUNG LENENG	47.443.894	324.076.892	46.148.114	304.598.192
IDCGD	CIGADING	166.765.736	864.456.349	116.814.681	615.076.636

Tabel 5 : Ekspor Indonesia menurut Provinsi dan Pelabuhan muat

Mei 2022

Pelabuhan	Pelabuhan Muat	Berat bersih / Net weight (Kg)		Nilai / Value F.O.B. (U S \$)	
		Bulan ini	Kumulatif	Bulan ini	Kumulatif
(1)	(2)	(3)	(4)	(5)	(6)
Bali		456.806	1.410.464	17.344.545	50.364.774
IDCBW	CELUKAN BAWANG	-	35.000	-	250.000
IDDPS	NGURAH RAI (U)	456.806	1.375.464	17.344.545	50.114.774
Nusa Tenggara Barat		54.946.279	314.304.332	217.225.455	1.184.259.565
IDBEN	BENETE	54.946.275	314.304.194	217.225.441	1.182.784.291
IDLOP	BANDARA UDARA INTERNASIONAL (LOMBOK)	4	138	14	1.475.274
Nusa Tenggara Timur		5.914.294	26.042.472	3.162.574	17.008.897
IDABU	ATAMBUA (U)	-	136.220	-	115.218
IDATA	ATAPUPU	5.802.574	25.339.315	3.045.610	12.817.030
IDTEN	TENAU	111.720	566.937	116.964	4.076.649
Kalimantan Barat		1.224.783.880	8.610.970.572	156.450.058	1.003.347.797
IDPON	PONTIANAK	782.765.524	5.125.945.895	80.966.585	585.048.153
IDKTG	KETAPANG K. BARAT	-	175.544.131	-	4.543.805
IDTMO	TELOK MELANO	-	884.108.390	-	30.032.631
IDKDW	KENDAWANGAN	441.897.162	2.424.849.397	74.831.716	379.553.266
IDPNK	SUPADIO (U)	-	4.777	-	63.866
IDENT	ENTIKONG	20.973	20.973	29.633	29.633
IDJBB	JAGOIBABANG	100.220	497.009	622.123	4.076.443
Kalimantan Tengah		616.167.229	3.605.980.517	37.528.766	383.415.439
IDPKN	PANGKALAN BUN	2.014.690	14.310.285	2.449.708	16.640.022
IDKUM	KUMAI	99.802.679	695.339.828	22.410.739	291.358.653
IDSMQ	SAMPIT	514.349.860	2.861.272.036	12.668.319	71.747.268
IDPPS	PULANG PISAU	-	35.058.368	-	3.669.496
Kalimantan Selatan		14.199.630.986	59.266.016.857	1.799.955.109	7.011.382.031
IDNPL	NORTH PULAU LAUT	301.625.000	2.093.573.000	57.744.136	310.113.813
IDSTU	SATUI	4.444.626.000	16.676.194.000	475.811.697	1.634.981.193
IDTAR	TARJUN	31.699.285	260.392.251	39.901.940	246.095.445
IDPUT	PULAU LAUT	208.250.000	1.069.927.406	4.165.000	136.071.689
IDBAN	BANJARMASIN	7.324.527.701	30.736.787.448	1.089.059.809	4.114.193.988
IDKTB	KOTABARU	1.534.153.000	7.477.951.752	99.079.598	472.025.101
IDASA	ASAM ASAM	354.750.000	951.191.000	34.192.930	97.900.802
Kalimantan Timur		18.376.990.506	83.151.029.513	2.849.921.821	12.314.978.488
IDTBA	TANJUNG BARA, KL	3.559.839.000	15.729.195.000	548.106.510	2.107.197.348
IDBPP	BALIKPAPAN	2.014.582.562	10.817.511.908	381.605.119	2.572.297.357
IDSRD	SAMARINDA	6.937.063.772	27.842.672.310	905.118.645	3.279.031.419
IDTRD	TANJUNG REDEP	2.268.996.000	10.257.073.000	294.555.133	1.185.361.210
IDBPN	SEPINGGAN (U)	42.825	75.100	436.290	1.071.898
IDBTG	BONTANG	1.029.128.347	5.504.732.194	483.689.477	2.074.499.821
IDADB	ADANG BAY	2.044.332.000	9.800.009.000	206.969.188	917.678.246
IDSKI	SANGKULIRANG	523.006.000	3.199.761.000	29.441.457	177.841.190
Kalimantan Utara		2.281.859.795	8.867.564.155	252.902.565	982.414.908
IDTJS	TANJUNG SELOR	546.112.000	1.334.333.800	33.582.654	70.128.834
IDLIN	LINGKAS TARAKAN	1.097.909.200	5.231.919.505	152.669.245	693.492.843
IDNNX	NUNUKAN	202.052.595	717.108.850	55.184.191	178.720.707
IDBYQ	BUNYU	435.786.000	1.584.202.000	11.466.475	40.072.523

Tabel 5 : Ekspor Indonesia menurut Provinsi dan Pelabuhan muat

Mei 2022

Pelabuhan	Pelabuhan Muat	Berat bersih / Net weight (Kg)		Nilai / Value F.O.B. (U S \$)	
		Bulan ini	Kumulatif	Bulan ini	Kumulatif
(1)	(2)	(3)	(4)	(5)	(6)
Sulawesi Utara		144.297.056	532.429.231	109.502.479	433.110.239
IDAMU	AMURANG	15.186.301	74.898.241	25.087.277	90.393.073
IDBIT	BITUNG	49.157.045	233.168.644	80.416.462	329.600.758
IDPET	PETTA	11.916	116.540	139.200	1.357.201
IDMDC	SAM RATULANGI (U)	41.794	185.807	325.781	1.762.207
IDLUK	LABUHAN UKI	79.900.000	224.060.000	3.533.760	9.997.000
Sulawesi Tengah		786.148.939	4.491.598.627	1.685.009.681	7.565.901.726
IDLUW	LUWUK	232.170.481	1.288.692.536	173.212.745	888.119.058
IDKLD	KOLONEDALE	551.472.740	3.096.282.314	1.506.646.236	6.535.297.157
IDPAT	PANTOLOAN	2.505.718	106.623.777	5.150.699	142.485.510
Sulawesi Selatan		185.969.837	1.089.299.408	186.766.044	791.105.754
IDMAK	MAKASSAR	41.495.193	177.460.952	66.206.243	281.404.899
IDPAP	PARE-PARE	34.998.800	233.303.886	1.399.952	8.803.540
IDUJU	UJUNG PANDANG	23.794	132.432	307.708	2.237.695
IDMLI	MALILI, SULAWESI	5.444.627	28.330.858	114.639.027	472.931.086
IDBKI	BIRING KASSI	104.000.000	649.940.649	4.190.760	25.383.329
IDUPG	HASANUDDIN (U)	7.423	130.631	22.354	345.204
Sulawesi Tenggara		252.257.357	973.510.507	625.197.851	2.197.094.845
IDKDR	KENDARI	252.257.357	968.875.933	625.197.851	2.177.384.543
IDPUM	POMALAA	-	4.634.574	-	19.710.301
Gorontalo		-	12.015.350	-	2.020.554
IDGOR	GORONTALO	-	12.015.350	-	2.020.554
Sulawesi Barat		10.220.670	25.528.757	1.001.626	2.412.318
IDMJU	MAMUJU	10.220.670	25.528.757	1.001.626	2.412.318
Maluku		1.536.606	2.036.067	7.895.091	12.902.674
IDAMB	AMBON	1.472.871	1.768.881	7.518.537	11.241.247
IDLUV	TUAL	-	8.800	-	90.000
IDAMQ	PATTIMURA/LAHA (U)	63.736	258.386	376.554	1.571.427
Maluku Utara		238.459.894	1.333.617.500	760.908.998	3.579.605.107
IDOBI	OBI ISLAND	238.459.894	1.151.617.500	760.908.998	3.561.416.687
IDTAX	TALIABU	-	182.000.000	-	18.188.420
Papua Barat		570.981.090	1.968.526.037	248.785.249	909.406.459
IDSOR	SORONG	52.659	131.805	627.491	1.688.078
IDMKW	MANOKWARI	55.050.000	94.855.046	2.195.025	4.222.530
IDSQ	SORONG / JEFMAN (U)	19.090	123.236	211.491	1.308.492
IDNTI	BINTUNI, IRIAN JAYA	515.859.341	1.873.415.950	245.751.242	902.187.359
Papua		156.931.726	967.731.420	463.467.062	2.724.531.777
IDBIK	FRANS KASIEPO (U)	-	203	-	746
IDJYP	JAYAPURA	-	3.488	-	418.798
IDZRI	SERUI	12.402.771	36.740.574	12.825.772	44.385.054
IDTIM	AMAMAPARE	143.001.200	929.458.481	448.849.007	2.677.931.402
IDDJ	JAYAPURA / SENTANI (U)	2.964	3.883	172.484	175.979
IDBXD	BADE, IRIAN JAYA	1.524.791	1.524.791	1.619.799	1.619.799
Total Ekspor		51.078.811.698	239.639.323.088	21.509.825.822	114.976.181.546

Sumber : dokumen PEB dan non PEB, diolah

DATA

MENCERDASKAN BANGSA

<https://www.bps.go.id>



BADAN PUSAT STATISTIK

Jl. dr. Sutomo No. 6-8 Jakarta 10710
Telp : (021) 3841195, 3842508, 3810291-4, Fax : (021) 3857046
Homepage : <http://www.bps.go.id> E-mail : bpsHQ@bps.go.id

ISSN 2745-3987



9 772745 398704