



Katalog : 8202019

**BULETIN
STATISTIK PERDAGANGAN LUAR NEGERI**

EKSPOR

**MENURUT HARMONIZED SYSTEM
MEI 2021**



BADAN PUSAT STATISTIK

**BULETIN
STATISTIK PERDAGANGAN LUAR NEGERI**

EKSPOR

**MENURUT HARMONIZED SYSTEM
MEI 2021**



Buletin Statistik Perdagangan Luar Negeri Ekspor Menurut HS, Mei 2021

ISSN : 2745-3987

No. Publikasi: 06100.2144

Katalog: 8202019

Ukuran Buku: -

Jumlah Halaman: vi + 217 halaman

Naskah t:

Direktorat Statistik Distribusi

Penyunting:

Direktorat Statistik Distribusi

Desain Kover oleh:

Direktorat Diseminasi Statistik

Penerbit:

© BPS RI

Sumber Ilustrasi: -

Dilarang mengumumkan, mendistribusikan, mengkomunikasikan, dan/atau menggandakan sebagian atau seluruh isi buku ini untuk tujuan komersial tanpa izin tertulis dari Badan Pusat Statistik

KATA PENGANTAR

Buletin Statistik Perdagangan Luar Negeri Ekspor yang diterbitkan secara bulanan memuat data ekspor menurut 21 kelompok penggolongan barang, HS (*Harmonized System*) 2 digit, HS 8 digit, Negara Tujuan Ekspor, Provinsi, dan Pelabuhan Muat yang dirinci menurut Berat Bersih dan Nilai FOB. Buletin terbitan kali ini menyajikan data bulan Mei 2021 serta kumulatif bulan Januari sampai Mei 2021.

Buletin ini juga menyajikan gambaran singkat tentang perbandingan, pertumbuhan, dan peranan data ekspor menurut rincian diatas, serta data pokok yang cukup dominan atau yang mengalami perubahan signifikan. Diharapkan data ekspor ini dapat digunakan sebagai dasar evaluasi dan kajian perkembangan ekspor Indonesia.

Kepada para pengguna data, saran dan kritik yang bersifat konstruktif demi penyempurnaan publikasi ini, sangat diharapkan. Kiranya usaha BPS untuk meningkatkan pelayanan dan pemasyarakatan statistik (khususnya data Statistik Ekspor) dapat dilaksanakan secara baik dan berkesinambungan.

Jakarta, Juli 2021

Kepala Badan Pusat Statistik



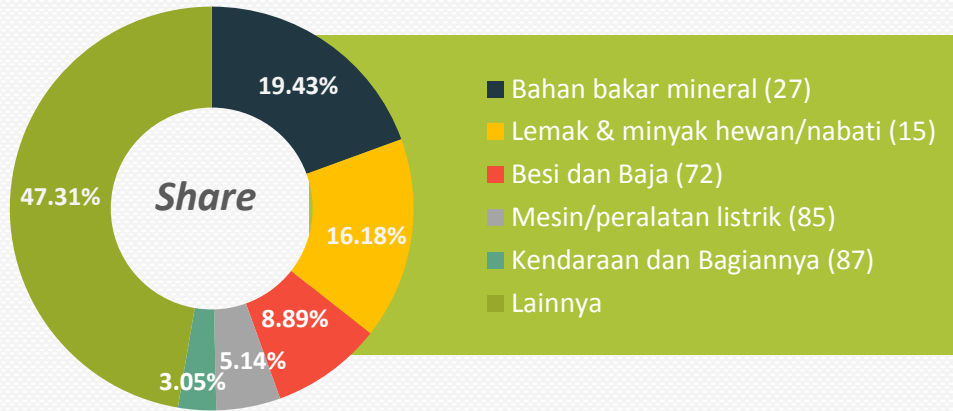
Dr. Margo Yuwono

DAFTAR ISI

	Halaman / Page
Kata Pengantar	iii
Daftar Isi	iv
Penjelasan.....	1-3
Ringkasan	4-10
Tabel-Tabel	
Tabel 1. Ekspor Indonesia Menurut 21 Golongan Barang.....	11
Tabel 2. Ekspor Indonesia Menurut Kode HS 2 digit	12-14
Tabel 3. Ekspor Indonesia Menurut Komoditi (Kode HS 8 digit)	15-208
Tabel 4. Ekspor Indonesia Menurut Negara Tujuan.....	209-212
Tabel 5. Ekspor Indonesia Menurut Provinsi dan Pelabuhan Muat..	213-217

**EKSPOR
INDONESIA
MENURUT
HARMONIZED
SYSTEM**

**MEI
2021**



EKSPOR KE BEBERAPA NEGARA UTAMA



EKSPOR DARI BEBERAPA PELABUHAN UTAMA



PENJELASAN

A. PENDAHULUAN

Penyajian buku publikasi Buletin Statistik Perdagangan Luar Negeri Ekspor menurut HS Mei 2021 terdiri dari :

- Bagian ulasan yang menjelaskan tentang ringkasan ekspor Indonesia dari sisi migas dan nonmigas, perkembangan nilai ekspor Indonesia (FOB), ekspor Indonesia menurut negara tujuan utama, ekspor golongan barang HS 2 digit utama, ekspor Indonesia menurut pelabuhan muat utama tiap provinsi.
- Bagian lampiran yang berisi Tabel 1. Ekspor Indonesia Menurut 21 Golongan Barang, Tabel 2. Ekspor Indonesia Menurut Kode HS 2 Digit, Tabel 3. Ekspor Indonesia Menurut Komoditi (Kode HS 8 Digit), Tabel 4. Ekspor Indonesia Menurut Negara Tujuan dan Tabel 5. Ekspor Indonesia Menurut Provinsi dan Pelabuhan Muat.

B. DAERAH PENCATATAN

Daerah pencatatan statistik dalam publikasi ini meliputi seluruh wilayah Republik Indonesia.

C. SUMBER DATA

Data Ekspor dikumpulkan berdasarkan dokumen ekspor atau Pemberitahuan Ekspor Barang (PEB) yang diisi oleh Eksportir dan telah diberikan ijin muat oleh Kantor Pelayanan Bea dan Cukai, selanjutnya dikirim ke Badan Pusat Statistik (BPS) dan Bank Indonesia (BI). Sejak tahun 2015, sumber data lainnya adalah catatan instansi lain, PT. POS Indonesia, dan survei ekspor perbatasan laut.

D. SISTEM PERDAGANGAN

Pencatatan Statistik Perdagangan Luar Negeri menggunakan sistem perdagangan umum (*General Trade*) dimana pencatatan dilakukan dari dokumen PEB dan non PEB yang dimuat dari pelabuhan di seluruh wilayah Indonesia termasuk kawasan berikat.

E. RUANG LINGKUP

Pencatatan Statistik Ekspor meliputi seluruh barang yang keluar dari wilayah Republik Indonesia, baik yang bersifat komersial maupun bukan komersial seperti bantuan barang kredit lunak, hadiah dan sebagainya.

- a. Ekspor kapal laut dan pesawat udara termasuk dalam statistik ekspor sedangkan ekspor bunker oil untuk kapal tidak tercatat dalam publikasi ini.
- b. Barang-barang yang diolah di luar negeri tetap dicatat sebagai ekspor, meskipun hasil olahan barang tersebut akan kembali masuk ke wilayah Indonesia.
- c. Barang-barang berikut ini tidak termasuk dalam statistik ekspor, yaitu : pakaian dan barang-barang perhiasan penumpang, barang-barang yang dikirim untuk perwakilan Indonesia di luar negeri, barang-barang untuk ekspedisi dan ekshibisi/pameran, pembungkus/peti kemas untuk diisi di luar negeri, uang dan surat-surat berharga, barang-barang contoh dan barang-barang yang dikirim ke luar negeri untuk diperbaiki.

F. SISTEM PENGOLAHAN

Data dalam publikasi ini mencakup dokumen-dokumen ekspor periode pencatatan Mei 2021 yang diterima Badan Pusat Statistik, yang terdiri dari dokumen kepabeanan (PEB) dan dokumen dari sumber lainnya (non PEB).

G. KLASIFIKASI JENIS BARANG

Penggolongan barang di dalam publikasi periode Mei 2021 ini menggunakan Klasifikasi menurut Buku Tarif Kepabeanan Indonesia 2017 (BTKI-2017) yang didasarkan atas *Harmonized System* (HS) merupakan pembaruan dari BTKI tahun 2012. Versi yang terakhir ini mengalami perubahan yang relatif besar dibanding sistem pengkodean versi sebelumnya yaitu penggolongan barang dari 10 digit menjadi 8 digit serta perubahan pada penggolongan/pengelompokan barang maupun pendefinisianya.

H. PERIODE REFERENSI

Periode penentuan ekspor adalah tanggal diberikannya izin muat barang tersebut oleh pejabat Kantor Pelayanan Bea dan Cukai setelah diadakan pemeriksaan seperlunya.

I. NILAI BARANG

Nilai barang yang dicatat untuk Statistik Ekspor adalah nilai FOB (dolar AS).

J. SATUAN BARANG

Sejak tahun 1975 ekspor disajikan dalam berat bersih (kg).

K. NEGARA TUJUAN

Yang dimaksud dengan negara tujuan adalah negara tujuan akhir (*last known destination*) yang diketahui dimana barang tersebut akan dikonsumsi atau diperdagangkan.

L. PELABUHAN MUAT

Yang dimaksud dengan pelabuhan muat ekspor adalah pelabuhan muat dimana surat izin muat ekspor tersebut dikeluarkan.

RINGKASAN

Ekspor Indonesia pada bulan Mei 2021 mencapai nilai US\$16.932,9 juta dengan volume 51.869,9 ribu ton, yang terdiri dari US\$968,4 juta hasil ekspor minyak dan gas (migas) dan US\$15.964,5 juta hasil ekspor komoditi nonmigas.

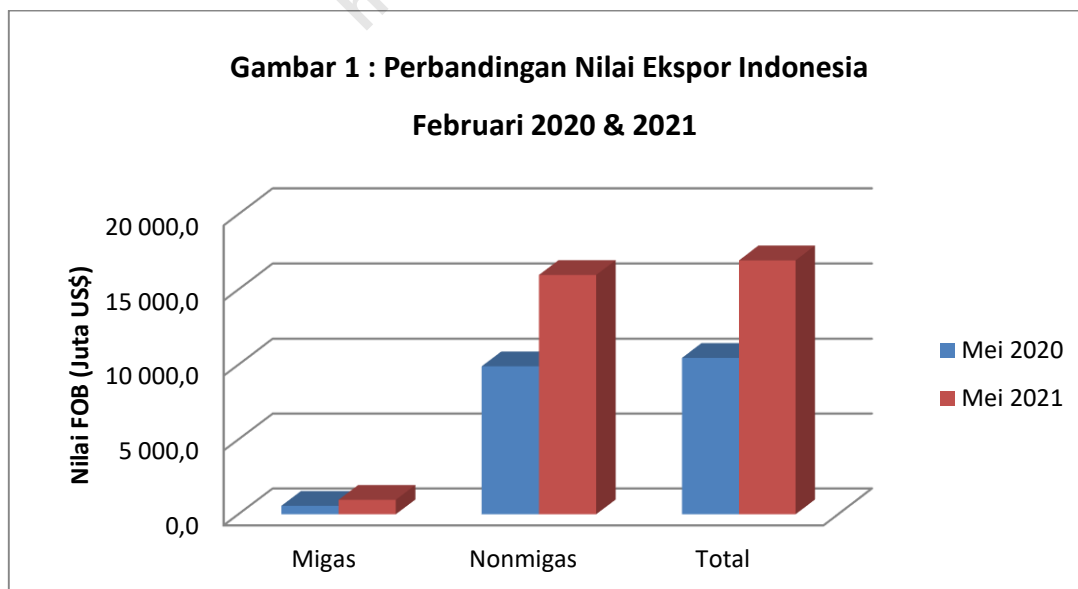
Dibandingkan periode yang sama tahun 2020, nilai ekspor naik US\$6.480,3 juta, karena adanya peningkatan ekspor dari kelompok migas sebesar US\$407,5 juta atau naik 72,65 persen dibanding nilai ekspor Mei 2020. Demikian juga ekspor nonmigas mengalami peningkatan sebesar US\$6.072,8 juta.

Dengan demikian, dapat dilihat bahwa penerimaan dari sektor migas

menunjukkan peningkatan yang cukup besar. Walaupun kebijakan pemerintah yang mengutamakan produksi migas yang ada untuk memenuhi kebutuhan dalam negeri dibanding ekspor, namun ekspor migas terus mengalami peningkatan. Demikian juga pada ekspor nonmigas, terjadi peningkatan kinerja dibandingkan nilai ekspor nonmigas periode yang sama pada tahun 2020.

Peningkatan pada ekspor migas diakibatkan karena meningkatnya komponen migas, yaitu minyak mentah, dan gas.

Harga minyak mentah Indonesia pada bulan Mei 2021 sebesar US\$65,49 per barelnya, naik sebesar US\$39,82 per barel dibandingkan bulan Mei 2020.

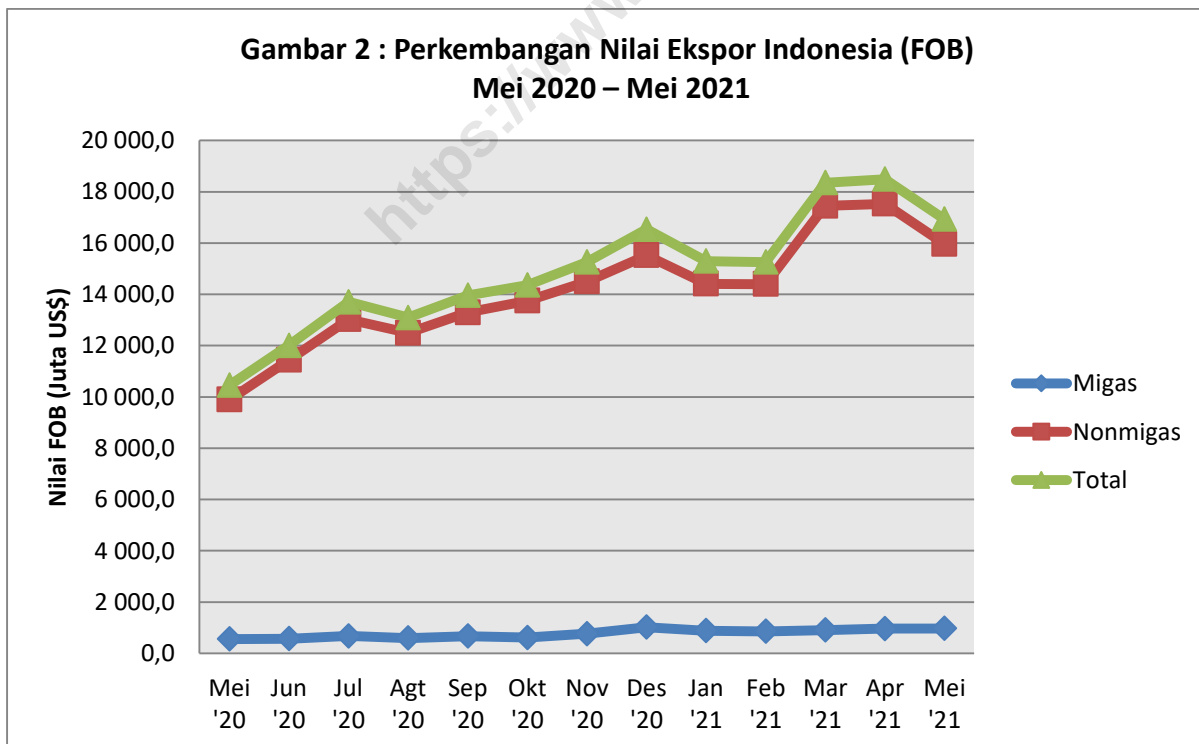


Sumber : dokumen PEB, non PEB, diolah

Pada Gambar 1 ditampilkan perbandingan nilai ekspor periode Mei 2020 dan 2021. Sedangkan trend perkembangannya dari bulan Mei 2020 sampai dengan Mei 2021 disajikan pada Gambar 2. Nilai ekspor kelompok migas pada Mei 2020 senilai US\$560,9 juta yang terdiri dari minyak mentah, hasil minyak dan gas masing-masing senilai US\$19,6 juta, US\$102,6 juta, dan US\$438,7 juta. Sedangkan pada Mei 2021 untuk kelompok migas secara keseluruhan memberikan sumbangan nilai ekspor sebesar US\$968,4 juta atau mengalami peningkatan sebesar

US\$407,5 juta dibandingkan dengan periode yang sama tahun 2020 dengan rincian, minyak mentah US\$325,1 juta, hasil minyak US\$120,0 juta dan gas US\$523,3 juta.

Nilai ekspor untuk kelompok nonmigas yang terdiri dari hasil pertanian, hasil industri pengolahan serta hasil tambang dan lainnya pada bulan Mei 2020 masing-masing US\$235,6 juta, US\$8.328,9 juta, dan US\$1.327,2 juta. Sementara itu pada periode Mei 2021 masing-masing mencapai US\$243,5 juta, US\$13.115,3 juta, dan US\$2.605,6 juta.



Sumber : dokumen PEB, non PEB, diolah

Nilai ekspor Indonesia Mei 2021 mencapai US\$16,93 miliar atau turun sebesar 8,42 persen dibanding ekspor April 2021, dan naik sebesar 62,00 persen dibanding ekspor Mei 2020.

Ekspor nonmigas Mei 2021 mencapai US\$15,96 miliar atau turun sebesar 8,92 persen dibanding nilai ekspor nonmigas April 2021, dan naik 61,39 persen dibanding ekspor nonmigas Mei 2020.

Dipandang dari negara tujuan ekspor utama (Tabel A) ekspor ke Tiongkok Mei 2021 mencapai angka terbesar yaitu US\$3,76 miliar, disusul Amerika Serikat US\$1,76 miliar dan Jepang US\$1,11 miliar, dengan kontribusi ketiganya mencapai 39,14 persen. Untuk negara utama, peningkatan terjadi pada ekspor ke Tiongkok dengan peningkatan sebesar US\$1.359,4 juta, Amerika Serikat dengan peningkatan sebesar US\$668,8 juta dan India dengan peningkatan sebesar US\$433,6 juta. Untuk ekspor ke Uni Eropa (27 negara) sebesar US\$1,42 miliar, menunjukkan peningkatan ekspor dibandingkan dengan nilai ekspor pada periode yang sama tahun 2020.

Sedangkan penurunan ekspor pada negara tujuan utama jika dilihat pada Tabel A Total Ekspor Indonesia Menurut Negara Tujuan Utama nampak tidak terjadi penurunan ekspor.

Pada Tabel B ekspor golongan barang HS 2 digit utama terlihat bahwa sebagian nilai ekspor mengalami peningkatan. Peningkatan terbesar terjadi pada bakar bakar mineral sebesar US\$1.504,9 juta yang merupakan komoditi ekspor terbesar ke-1 pada Mei 2021 dan pada tahun 2020.

Sedangkan penurunan terbesar ekspor golongan barang HS 2 digit utama Mei 2021 terjadi pada perhiasan/permata sebesar US\$19,3 juta yang merupakan komoditi ekspor terbesar ke-6 pada Mei 2021 dan ekspor terbesar ke-4 pada tahun 2020.

Menurut sektor, ekspor hasil industri pengolahan Mei 2021 naik sebesar 57,47 persen dibanding ekspor hasil industri pengolahan periode yang sama tahun 2020, ekspor hasil tambang & lainnya naik sebesar 96,32 persen, sedangkan ekspor hasil pertanian naik sebesar 3,40 persen.

Berdasarkan Tabel C total ekspor Indonesia menurut provinsi pelabuhan muat, ekspor Indonesia terbesar pada Mei 2021 berasal dari DKI (daerah khusus ibukota) Jakarta dengan nilai US\$4,37 miliar (25,81 persen), diikuti Riau sebesar US\$1,78 miliar (10,53 persen) dan Kalimantan Timur sebesar US\$1,77 miliar (10,44 persen).

**Tabel A. Total Ekspor Indonesia Menurut Negara Tujuan Utama
Mei 2020 dan Mei 2021**

Negara Tujuan	Nilai FOB (Juta US\$)				Perubahan Mei'21 thd Mei'20 (Juta US\$)
	Mei 2020	Mei 2021	Jan-Mei 2020	Jan-Mei 2021	
(1)	(2)	(3)	(4)	(5)	(6)
ASEAN	2.068,9	3.763,3	14.711,5	18.851,3	1.694,5
1 Singapura	563,2	893,2	4.869,6	4.516,3	330,0
2 Malaysia	490,2	961,5	2.993,2	4.648,4	471,3
3 Thailand	276,8	585,5	2.142,7	3.063,5	308,7
Asean Lainnya	738,7	1.323,1	4.705,9	6.623,1	584,4
UNI EROPA	972,1	1.418,0	5.941,2	6.564,4	445,9
4 Jerman	153,1	207,4	974,2	1.164,6	54,3
5 Belanda	49,9	80,3	380,3	422,9	30,5
6 Italia	77,7	94,4	476,0	553,7	16,7
Uni Eropa Lainnya	691,5	1.035,9	4.110,8	4.423,2	344,5
NEGARA UTAMA LAINNYA	5.891,0	8.867,2	33.546,3	45.583,8	2.976,2
7 Tiongkok	2.396,8	3.756,2	11.209,7	18.072,2	1.359,4
8 Jepang	898,8	1.110,5	5.728,5	6.581,2	211,6
9 Amerika Serikat	1.092,5	1.761,4	7.218,5	9.395,2	668,8
10 India	452,3	885,9	3.970,0	4.914,3	433,6
11 Australia	228,6	308,0	921,8	1.374,0	79,4
12 Korea Selatan	485,0	522,5	2.822,8	3.045,9	37,5
13 Taiwan	337,1	522,8	1.674,9	2.201,0	185,8
Total 13 Negara Tujuan Utama	7.501,9	11.689,5	45.382,3	59.953,2	4.187,7
Lainnya	2.950,8	5.243,4	18.940,0	24.374,7	2.292,6
Total Ekspor Indonesia	10.452,6	16.932,9	64.322,2	84.327,9	6.480,3

Sumber : dokumen PEB, non PEB, diolah

Pada Tabel 1 disajikan ekspor menurut 21 golongan barang HS. Disini terlihat bahwa perolehan devisa terbesar pada bulan Mei 2021 dari kelompok golongan barang V (Produk mineral) dengan nilai US\$3.761,4 juta atau sekitar 22,21 persen dari total ekspor, kelompok golongan barang III (Lemak, Minyak, Malam Nabati/Hewani) dengan nilai US\$2.740,2 juta atau sekitar 16,18 persen, serta kelompok golongan barang XV (Logam tidak mulia dan barang daripadanya) senilai US\$2.204,7 juta atau sekitar 13,02 persen.

Dibandingkan periode yang sama tahun sebelumnya, produk mineral mengalami peningkatan 91,25 persen; demikian pula dengan lemak, minyak, malam nabati/hewani mengalami peningkatan sebesar 117,36 persen dan logam tidak mulia dan barang daripadanya naik sebesar 76,51 persen.

Pada Tabel 2 disajikan ekspor menurut HS 2 digit. Nilai ekspor yang mengalami pertumbuhan positif terbesar untuk bulan Mei 2021 dibandingkan dengan nilai ekspor Mei 2020 antara lain HS 93 (*arms & ammunition, parts & accessories thereof*) dengan tingkat pertumbuhan 2.277,71 persen dengan nilai ekspor US\$61.168. Kemudian HS 26 (*ores, slag, and ash*) dengan besar tingkat pertumbuhan

mencapai 169,04 persen dan memiliki nilai ekspor mencapai US\$424,5 juta selanjutnya HS 92 (*musical instruments; parts and accessories of such articles*) yang memiliki tingkat pertumbuhan 159,84 persen dengan nilai ekspor US\$47,1 juta. Kemudian peningkatan terjadi pada HS 80 (*tin and articles thereof*) dengan tingkat pertumbuhannya sebesar 154,33 persen dan nilai ekspor mencapai US\$168,5 juta, serta HS 87 (*Vehicles other than railway/tramway rolling-stock*) dengan tingkat pertumbuhan mencapai 144,87 persen dengan nilai ekspor mencapai US\$516,7 juta.

Adapun jenis barang yang mengalami penurunan antara lain HS 43 (*furskins and artificial fur*) dengan penurunan ekspor 99,00 persen dengan nilai ekspor US\$300, kemudian HS 36 (*explosives*) yang mengalami penurunan mencapai 81,89 persen dengan total nilai ekspor mencapai US\$0,2 juta. Selanjutnya HS 45 (*cork and articles of cork*) dengan penurunan ekspor 80,31 persen dengan nilai ekspor US\$2.589, diikuti HS 10 (*Cereals*) yang mengalami penurunan ekspor 75,13 persen dengan nilai ekspor sebesar US\$0,8 juta, dan HS 99 (*postal packages, parcels, and returned goods*) yang mengalami penurunan ekspor 68,98 persen dengan nilai ekspor sebesar US\$1,1 juta.

**Tabel B. Total Ekspor Golongan Barang HS2 Digit Utama
Mei 2020 dan Mei 2021**

Golongan Barang (HS)	Nilai FOB (Juta US\$)				Perubahan Mei'21 thd Mei'20 (Juta US\$)
	Mei 2020	Mei 2021	Jan-Mei 2020	Jan-Mei 2021	
(1)	(2)	(3)	(4)	(5)	(6)
1 Bahan bakar mineral (27)	1.784,6	3.289,5	11.475,2	14.844,0	1.504,9
2 Lemak & minyak hewan/nabati (15)	1.260,7	2.740,2	7.511,2	12.190,6	1.479,5
3 Besi dan Baja (72)	851,3	1.505,3	3.850,1	6.794,1	654,0
4 Mesin/peralatan listrik (85)	500,9	869,7	3.356,4	4.543,7	368,9
5 Kendaraan dan Bagiannya (87)	211,0	516,7	2.517,1	3.645,2	305,7
6 Karet dan Barang dari karet (40)	271,8	512,4	2.157,6	3.053,3	240,6
7 Mesin-mesin/Pesawat Mekanik (84)	281,0	488,1	2.013,6	2.687,5	207,2
8 Berbagai Produk Kimia (38)	267,4	562,9	1.450,8	2.509,7	295,5
9 Alas kaki (64)	340,9	369,1	2.105,1	2.367,1	28,3
10 Logam mulia, perhiasan/permata (71)	552,6	533,4	3.789,2	2.296,5	-19,3
Total 10 Golongan Barang	6.322,3	11.387,4	40.226,3	54.931,8	5.065,1
Lainnya	4.130,4	5.545,6	24.096,0	29.396,1	1.415,2
Total Ekspor Indonesia	10.452,6	16.932,9	64.322,2	84.327,9	6.480,3

Sumber : dokumen PEB, non PEB, diolah

**Tabel C. Total Ekspor Indonesia Menurut Pelabuhan Muat Utama Tiap Provinsi
Bulan Mei 2021 (Juta US\$)**

Provinsi	Nilai Fob (Juta US\$)	Pelabuhan Muat	Nilai Fob (Juta US\$)
(1)	(2)	(3)	(4)
ACEH	12,9	MEULABOH	11,8
SUMATERA UTARA	913,9	BELAWAN	787,5
SUMATERA BARAT	229,1	PADANG/TL.BAYUR	229,0
RIAU	1.783,5	DUMAI	1.437,6
JAMBI	76,0	JAMBI	53,2
SUMATERA SELATAN	307,5	MUSI RIVER/BOOM BARU	286,4
BENGGULU	9,5	PULAU BAAI	9,5
LAMPUNG	301,5	PANJANG	107,1
KEPULAUAN BANGKA BELITUNG	189,7	PANGKAL BALAM	113,4
KEPULAUAN RIAU	1.289,5	BATU AMPAR	527,0
DKI JAKARTA	4.370,5	TANJUNG PRIOK	3.664,3
JAWA BARAT	14,0	BALONGAN	14,0
JAWA TENGAH	505,6	TANJUNG EMAS	473,1
DI YOGYAKARTA	1,7	ADI SUCIPTO (U)	0,0
JAWA TIMUR	1.680,4	TANJUNG PERAK	1.366,2
BANTEN	198,3	TANJUNG LENENG	47,9
BALI	1,3	NGURAH RAI (U)	1,3
NUSA TENGGARA BARAT	43,2	BENETE	42,6
NUSA TENGGARA TIMUR	1,2	ATAPUPU	1,1
KALIMANTAN BARAT	112,6	KENDAWANGAN	28,5
KALIMANTAN TENGAH	62,2	KUMAI	55,6
KALIMANTAN SELATAN	821,2	BANJARMASIN	413,9
KALIMANTAN TIMUR	1.767,6	SAMARINDA	438,8
KALIMANTAN UTARA	111,4	LINGKAS TARAKAN	97,7
SULAWESI UTARA	109,0	BITUNG	82,0
SULAWESI TENGAH	995,8	KOLONEDALE	845,6
SULAWESI SELATAN	107,0	BALANTANG/MALILI	-
SULAWESI TENGGARA	176,2	KENDARI	166,9
GORONTALO	1,8	GORONTALO	1,8
SULAWESI BARAT	0,0	MAMUJU	0,0
MALUKU	0,4	BULA	-
MALUKU UTARA	263,1	OBISLAND	255,9
PAPUA BARAT	138,4	BINTUNI, IRIAN JAYA	136,9
PAPUA	337,2	AMAMAPARE	313,2
Total Ekspor Indonesia	16 932,9	Total Pelabuhan Utama	12 009,6

Sumber : dokumen PEB, non PEB, diolah

Tabel 1. Ekspor Indonesia menurut 21 Golongan Barang

Mei 2021

Golongan	Uraian golongan barang	Berat bersih (Kg)		Nilai F.O.B. (U S \$)	
		Bulan ini	Kumulatif	Bulan ini	Kumulatif
(1)	(2)	(3)	(4)	(5)	(6)
I	Binatang Hidup; Produk Hewani	62 612 309	348 296 964	292 815 923	1 700 329 596
II	Produk Nabati	410 810 292	2 666 370 080	220 896 144	1 546 107 710
III	Lemak, Minyak, Malam Nabati/hewani	2 610 958 483	12 379 952 175	2 740 243 355	12 190 566 736
IV	Olahan Makanan, minuman, Minuman Keras, Tembakau	768 973 698	3 848 281 578	620 334 707	3 491 808 885
V	Produk Mineral	43 255 250 055	208 351 388 713	3 761 364 578	16 940 119 134
VI	Produk Industri Kimia atau Produk Industri Terkait	1 255 673 098	6 350 310 294	1 252 549 415	5 936 454 341
VII	Plastik, Karet, dan Barang-barang Daripadanya	355 198 212	2 117 321 425	733 887 200	4 201 580 284
VIII	Kulit, Kulit Samak dan Barang Daripadanya	3 727 340	20 388 020	73 181 771	392 285 672
IX	Kayu dan Barang dari Kayu, Barang Anyaman, dll	460 178 120	2 317 396 168	359 062 696	1 829 048 278
X	Pulp, Kertas dan Barang Daripadanya	940 137 763	4 991 073 640	620 809 769	3 072 004 513
XI	Tekstil dan Barang Tekstil	155 158 215	910 219 201	810 883 385	4 754 742 034
XII	Alas Kaki, Payung, Bunga Tiruan, dll	19 225 792	123 538 778	406 119 193	2 593 226 658
XIII	Barang dari Batu, Semen, Mika, Keramik, Kaca, dll	89 422 197	464 933 881	58 562 360	329 911 768
XIV	Mutiara, Batu Mulia/Semi Mulia, Logam Mulia/Semi Mulia, dll	236 524	1 103 149	533 384 740	2 296 514 296
XV	Logam Tidak Mulia dan Barang Daripadanya	1 257 110 260	5 572 165 207	2 204 717 092	9 883 382 855
XVI	Mesin dan Perlengkapan Elektris, serta Aksesoris dari Barang Tersebut	93 042 269	528 540 616	1 357 860 533	7 231 268 874
XVII	Kendaraan, Pesawat Terbang, Kapal dll	66 922 549	427 985 222	527 531 825	3 737 571 321
XVIII	Alat Optis, Fotografi, Musik, Jam dll	6 062 671	37 100 432	98 530 470	629 746 868
XIX	Senjata dan Amunisi; Bagian dan Aksesorisnya	450	1 237	61 168	926 242
XX	Bermacam-macam Barang Hasil Pabrik	59 090 130	368 568 705	258 465 708	1 562 321 339
XXI	Karya Seni, Barang Kolektor dan Barang Antik	123 385	744 241	1 662 206	8 010 779
	Total Ekspor	51 869 913 810	251 825 679 725	16 932 924 239	84 327 928 184

Sumber : dokumen PEB dan non PEB, diolah

Tabel 2. Ekspor Indonesia menurut kode HS 2 digit

Mei 2021

H S	Uraian golongan barang	Berat bersih (Kg)		Nilai F.O.B. (U S \$)	
		Bulan ini	Kumulatif	Bulan ini	Kumulatif
(1)	(2)	(3)	(4)	(5)	(6)
01	Live animals	2 166 261	11 164 633	5 303 054	27 464 019
02	Meat and edible meat offal	117 518	597 121	656 648	3 394 174
03	Fish and crustaceans, Molluscs and other aquatic invertebrates	57 336 192	316 546 101	246 327 689	1 395 035 254
04	Dairy products, bird's eggs; natural honey, edible products of animal	2 376 214	15 406 864	38 778 836	263 124 639
05	Products of animal origin, not elsewhere specified or included	616 124	4 582 245	1 749 697	11 311 510
06	Live trees and other plants; bulbs, roots and the like; cut flowers and ornamental foliage	689 969	2 985 922	1 770 543	9 043 211
07	Edible vegetables and certain roots and tubers	6 257 995	30 890 437	5 011 338	28 971 867
08	Edible fruits and nuts; peel of citrus fruit or melons	71 469 148	542 514 759	59 335 411	424 825 379
09	Coffee, tea, mate, and spices	25 130 799	215 205 765	82 451 230	633 276 904
10	Cereals	441 884	1 480 921	807 749	2 539 562
11	Products of the milling industry; malt, starches; inulin;wheat gluten	14 229 878	213 855 806	8 845 218	97 513 349
12	Oil seeds and oleaginous fruits; miscellaneous grains,seed, and fruits; industrial or medical plants; straw and fodder	23 430 353	123 626 007	24 739 600	132 948 903
13	Lac; gums; resins and other vegetable saps and extracts	3 973 773	26 457 569	10 272 366	64 939 722
14	Vegetable plaiting materials; vegetable products not elsewhere	265 186 493	1 509 352 893	27 662 690	152 048 815
15	Animal or vegetable fats and oils and their cleavage products; prepared edible fats; animal or vegetables waxes	2 610 958 483	12 379 952 175	2 740 243 355	12 190 566 736
16	Preparations of meat/fish/crustaceans/molluscs or other aquatic	12 054 469	74 243 582	97 284 803	567 980 235
17	Sugar and sugar confectionery	68 021 735	278 212 946	33 731 056	154 315 277
18	Cocoa and cocoa preparations	24 499 008	146 321 656	80 876 029	472 362 351
19	Preparations of cereals, flour, starch or milk; pastrycooks' products	38 978 873	217 085 407	81 208 247	446 843 699
20	Preparations of vegetables, fruits, nuts or other part of plants	18 956 510	108 690 700	25 332 207	148 684 757
21	Miscellaneous edible preparations	37 823 961	255 298 846	90 091 038	611 246 523
22	Beverages, spirit, and vinegar	16 922 517	100 199 182	10 757 312	58 437 586
23	Residues and waste from the food industries; prepared animal fodder	541 962 308	2 616 227 126	116 581 352	571 158 297
24	Tobacco and manufactured tobacco substitutes	9 754 318	52 002 133	84 472 663	460 780 159
25	Salts; sulphur; earths and stone; plastering materials, lime and	2 024 174 811	10 817 212 081	47 347 587	245 436 330
26	Ores, slag, and ash	1 760 163 561	7 133 986 070	424 531 291	1 850 677 733
27	Mineral fuels, mineral oils and products of their distillation; bituminous substances; mineral waxes	39 470 911 683	190 400 190 562	3 289 485 701	14 844 005 071
28	Inorganic chemicals; organic or inorganic compounds of precious	224 678 965	1 435 666 235	106 917 914	533 132 124
29	Organic chemicals	245 537 467	1 201 043 547	276 363 419	1 287 038 512
30	Pharmaceutical products	1 328 027	7 728 582	36 600 303	208 597 672
31	Fertilizers	197 371 423	898 158 842	67 793 560	291 003 853
32	Tanning or dyeing extracts,tannins and their derivatives;dyes, pigments and other colouring matter; paints and varnishes; putty and other mastics; ink	7 384 903	50 863 961	32 412 869	201 140 653
33	Essential oils and resinoids; perfumery, cosmetic or toilet preparatio	7 021 023	42 612 180	68 577 712	369 569 565
34	Soap, organic surfasce-active agents, washing, and lubricating	96 759 818	504 415 773	96 209 452	506 347 693
35	Albuminoidal substances; modified starches; glues; enzymes	2 001 179	11 912 338	4 519 770	25 911 858
36	Explosives; pyrotechnic products; matches; pyrophonic alloys; certain combustible preparations	103 300	2 569 079	159 204	3 579 131
37	Photographic and cinematographic goods	5 098	27 663	102 059	392 518
38	Miscellaneous chemical products	473 481 895	2 195 312 094	562 893 152	2 509 740 763
39	Plastics and articles thereof	129 920 121	717 825 143	221 496 915	1 148 275 540
40	Rubber and articles thereof	225 278 090	1 399 496 283	512 390 285	3 053 304 744
41	Raw hides, skins(other than furskins), and leather	316 984	2 071 489	6 033 236	33 687 479
42	Articles of leather; saddlery and harness; travel goods, handbags and similar containers; articles of animal gut (other than silk-worm gut)	3 410 332	18 304 613	67 148 235	358 481 281
43	Furskins and artificial fur; manufactures thereof	24	11 918	300	116 912
44	Wood and articles of wood; wood charcoal	458 483 410	2 306 658 214	350 296 753	1 775 608 778
45	Cork and articles of cork	4 983	12 365	2 589	19 338

Tabel 2. Ekspor Indonesia menurut kode HS 2 digit

Mei 2021

H S	Uraian golongan barang	Berat bersih (Kg)		Nilai F.O.B. (U S \$)	
		Bulan ini	Kumulatif	Bulan ini	Kumulatif
(1)	(2)	(3)	(4)	(5)	(6)
46	Manufactured of straw or other plaiting materials; basketware and	1 689 727	10 725 589	8 763 354	53 420 162
47	Pulp of wood or of other fibrous cellulosic material; recovered (waste and scrap) paper or paperboard	500 207 245	2 633 653 073	259 393 401	1 226 840 253
48	Paper and paperboard; articles of paper pulp or of paper/paperboard	439 603 032	2 354 257 554	359 596 842	1 822 969 355
49	Printed books, newspapers, pictures, and other products of the printing industry, manuscripts, typescripts and plans	327 486	3 163 012	1 819 526	22 194 906
50	Silk	73	41 813	5 660	58 002
51	Wool, fine or coarse animal hair; horse hair yarn, woven fabrics	7 201	90 827	30 250	303 893
52	Cotton	18 890 975	111 041 334	59 003 177	320 919 654
53	Other vegetable textile fibres; paper yarns and woven fabrics of	3 543 242	18 202 590	855 287	4 384 401
54	Man-made filaments	17 497 867	106 094 206	48 257 790	284 092 046
55	Man-made staple fibres	80 683 474	460 456 442	163 641 298	880 380 774
56	Wadding, felt, and non-wovens; special yarn; twine, cordage, ropes and cables and articles thereof	3 188 665	17 868 150	12 321 527	66 575 445
57	Carpets and other textile floor coverings	919 218	6 624 388	3 248 597	21 742 171
58	Special woven fabrics; tufted textile fabrics; lace; tapestries;	191 145	1 334 566	2 526 012	17 177 557
59	Impregnated, coated, covered or laminated textile fabrics; textile	2 111 497	12 324 944	8 234 245	51 732 716
60	Knitted or crocheted fabrics	1 229 719	8 623 373	8 391 134	52 471 538
61	Articles of apparel and clothing accessories, knitted or crocheted	14 972 676	87 161 999	255 777 053	1 501 889 374
62	Articles of apparel and clothing accessories, not knitted or crocheted	9 218 489	61 818 194	238 072 204	1 478 660 511
63	Other made up textile articles; sets; worn clothing and worn textile articles; rags	2 703 972	18 536 376	10 519 150	74 353 951
64	Footwear, gaiters and the like; parts of such articles	17 960 870	115 822 222	369 128 955	2 367 126 078
65	Headgear and parts thereof	414 382	2 231 287	5 618 862	31 836 060
66	Umbrellas, sun umbrellas, walking sticks, seat-sticks, whips, riding-	21 926	151 473	151 708	1 306 185
67	Prepared feathers and down and articles made of feathers or of	828 615	5 333 796	31 219 668	192 958 334
68	Articles of stone, plaster, cement, asbestos, mica or similar material	23 605 653	110 060 331	13 138 455	64 455 710
69	Ceramic products	26 837 135	129 376 199	22 725 114	138 102 128
70	Glass and glassware	38 979 409	225 497 351	22 698 792	127 353 929
71	Natural and cultured pearls, precious/semi precious stones, and precious metal, and articles thereof, imitation jewellery; coin	236 524	1 103 149	533 384 740	2 296 514 296
72	Iron and steel	1 150 531 897	5 053 691 231	1 505 316 062	6 794 068 609
73	Articles of iron and steel	42 950 826	204 289 032	121 393 418	523 281 493
74	Copper and articles thereof	28 039 552	134 478 770	259 432 673	1 106 792 931
75	Nickel and articles thereof	7 428 505	33 039 703	76 632 350	360 627 722
76	Aluminium and articles thereof	18 179 712	94 441 338	52 255 602	270 960 227
78	Lead and articles thereof	20 830	1 026 638	338 686	3 824 917
79	Zinc and articles thereof	1 620 397	7 944 498	3 137 721	15 191 799
80	Tin and articles thereof	5 409 783	26 947 337	168 489 888	715 995 628
81	Other base metal; cermets; and articles thereof	67 111	1 050 043	928 415	3 354 318
82	Tools, implements, cutlery, spoon and forks, of base metal and parts	676 803	4 175 977	8 318 791	46 069 729
83	Miscellaneous articles of base metal	2 184 844	11 080 641	8 473 486	43 215 484
84	Nuclear reactors, boilers, machinery and mechanical appliances;	53 916 185	302 814 183	488 147 956	2 687 528 656
85	Electrical machinery and equipments and parts thereof; sound	39 126 084	225 726 432	869 712 577	4 543 740 218
86	Railway and tramway locomotive, mechanical traffic, and all kinds	1 014 047	6 303 882	1 324 916	9 490 708
87	Vehicles other than railway/tramway rolling-stock, and parts and	58 054 207	403 915 941	516 650 267	3 645 209 015
88	Aircraft, spacecraft, and parts thereof	8 564	287 620	3 080 352	43 493 307
89	Ships, boat, and floating structures	7 845 730	17 477 780	6 476 289	39 378 292
90	Optical, photographic, cinematographic, measuring, checking,	1 952 607	11 666 114	48 982 358	303 108 092
91	Clocks and watches and parts thereof	23 083	125 012	2 427 928	14 715 780
92	Musical instruments; parts and accessories of such articles	4 086 981	25 309 306	47 120 184	311 922 996
93	Arms and ammunition; parts and accessories thereof	450	1 237	61 168	926 242

Tabel 2. Ekspor Indonesia menurut kode HS 2 digit

Mei 2021

HS	Uraian golongan barang	Berat bersih (Kg)		Nilai F.O.B. (U S \$)	
		Bulan ini	Kumulatif	Bulan ini	Kumulatif
(1)	(2)	(3)	(4)	(5)	(6)
94	Furnitures, bedding, mattresses, mattress supports, cushions and	48 727 258	293 909 351	194 625 384	1 181 991 631
95	Toys, games and sports requisiters; parts and accessories thereof	3 372 152	21 220 376	38 088 008	223 436 625
96	Miscellaneous manufactured articles	6 990 720	53 438 978	25 752 316	156 893 083
97	Works of arts, collectors' piece and antiques	63 601	382 873	570 215	2 218 008
99	Postal packages, parcels, and returned goods	59 783	361 368	1 091 991	5 792 771
Total Ekspor		51 869 913 810	251 825 679 725	16 932 924 239	84 327 928 184

Sumber : dokumen PEB dan non PEB, diolah

<https://www.bps.go.id>

Tabel 3 : Ekspor Indonesia menurut Komoditi (Kode HS 8 digit)

Mei 2021

Kode H S	Uraian golongan barang	Berat bersih (Kg)		Nilai F.O.B. (U S \$)	
		Bulan ini	Kumulatif	Bulan ini	Kumulatif
(1)	(2)	(3)	(4)	(5)	(6)
01039200	Live swine, other than breeding animals, weighing 50 kg or more	2 112 653	10 899 859	4 608 400	24 571 320
01041090	Live sheep, other than pure-bred breeding animals	16 190	92 791	71 128	386 164
01042090	Live goats, other than pure-bred breeding animals	21 749	89 138	52 261	264 150
01051110	Live breeding fowls of the species Gallus domesticus, weighing not more than 185g	1 974	6 991	25 465	91 063
01051190	Live fowls spec Gallus domesticus, weight not more than 185g, other than breeding	150	150	750	750
01059499	Fowls of the species Gallus domesticus, other than breeding fowls and fighting cocks, weight more than 2kg	-	15	-	3 500
01061100	Live primates	4	338	1 000	121 000
01061400	Live rabbits and hares	60	2 339	336	11 221
01061900	Mammals other than primates, marine mammals, camels, rabbit and hares	458	2 884	3 708	31 871
01062000	Live reptiles (including snakes and turtles)	11 683	66 623	439 274	1 598 467
01063200	Live psittaciformes (including parrots, parakeets,macaws and cockatoos)	222	1 107	70 050	323 350
01063900	Live birds, other than birds of prey, Psittaciformes, ostriches and emus (Dromaius novaehollandiae)	459	1 082	3 125	8 621
01064900	Live insects, other than bees	495	679	15 665	22 073
01069000	Live animals, other than mammals, reptiles, birds, and insects	165	637	11 892	30 470
02071200	Meat and edible offal of fowls of the species Gallus domesticus, not cut in pieces, frozen	11 706	22 893	14 048	38 659
02085000	Meat and edible meat offal of reptiles (incl snakes and turtles), fresh, chilled or frozen	7 000	74 258	10 500	99 319
02089010	Frogs' legs fresh, chilled or frozen	96 109	428 861	610 059	2 614 107
02102000	Meat of bovine animals, salted, in brine, dried or smoked	-	69	-	72
02109300	Meat & edible offal, incl edible flours,of reptiles (including snakes and turtles)	1 053	60 663	10 004	600 243
02109920	Dried pork skin	1 650	4 109	12 038	27 566
02109990	Meat&edible meat offal, salted, in brine, dried/smoked; edible flours&meals of meat/meat offal, n.e.c in heading 0210	-	6 269	-	14 207
03011111	Botia (Chromobotia macracanthus), fry	748	3 374	56 285	203 639
03011119	Live freshwater ornamental fish, fry, other than Botia	5 715	23 555	111 990	323 225
03011191	Koi carp (Cyprinus carpio)	66	528	2 254	6 570
03011192	Goldfish (Carassius auratus)	381	2 052	10 584	54 431
03011193	Siamese fighting fish (Beta splendens)	466	3 624	10 242	62 973
03011194	Oscars (Astonotus ocellatus)	134	645	3 119	12 910
03011195	Arowanas (Scleropages formosus)	3 380	20 128	603 613	3 090 491
03011196	Arowanas Jardini (Scleropages jardini)	90	1 602	4 160	91 907
03011199	Live ornamental freshwater fish other than koi carp, goldfish, Beta splendens, oscars, and arowanas	56 583	302 555	1 607 905	8 328 650
03011910	Live marine ornamental fish, fry	475	3 200	1 553	23 595
03011991	Banggai cardinal fish (Pterapogon kauderni), live	31	1 097	123	11 416
03011992	Napoleon wrasse (Cheilinus undulatus), live	-	15	-	400
03011999	Live marine ornamental fish, other than fry	29 780	201 964	425 821	2 951 239
03019200	Live eels (Anguilla spp)	197 789	1 223 167	182 416	1 159 795
03019310	Live carp (family of Cyprinidae), breeding other than fry	-	80	-	320
03019390	Live carp (family of Cyprinidae), other than breeding	80	2 067	16	2 092
03019911	Live fry fish, Milkfish and Grouper, breeding	15 036	86 066	409 247	2 461 058
03019919	Live fry fish, Milkfish and Grouper, other than breeding	2 700	9 983	4 402	33 636
03019921	Live fry fish, other than Milkfish and Grouper, breeding	-	2 000	-	2 485
03019929	Live fry fish, other than Milkfish and Grouper, other than breeding	830	1 532	1 575	3 824
03019949	Live freshwater fish, other than ornamental, other tilapias and carp	2 439	28 731	15 389	143 880
03019951	Milkfish, breeding	-	435	-	1 562
03019952	Live Grouper	101 134	641 127	1 230 617	6 649 919
03019959	Live marine fish other than milkfish (breeding), grouper, trout, eels, carp, bluefins tunas	15 710	130 725	75 060	670 389
03022100	Halibut (Reinhardtius hipp,Hippoglossus hipp, Hipp stenolepis) fresh or	-	4 623	-	5 141
03022300	Sole (Solea spp) fresh or chilled, excl fish fillets	5 200	7 825	5 476	7 686

Tabel 3 : Ekspor Indonesia menurut Komoditi (Kode HS 8 digit)

Mei 2021

Kode H S	Uraian golongan barang	Berat bersih (Kg)		Nilai F.O.B. (U S \$)	
		Bulan ini	Kumulatif	Bulan ini	Kumulatif
(1)	(2)	(3)	(4)	(5)	(6)
03022900	Fresh or chilled flat fish other than halibut, plaice, sole, and tubots, excl edible fish offal of subhead 030291-030299	47 060	367 532	44 391	471 367
03023200	Yellowfin tunas (Thunnus albacares), fresh or chilled, excl fish fillets	193 182	923 797	708 637	3 673 153
03023400	Bigeye tunas (Thunnus obesus) fresh or chilled, excl fish fillets	25 486	135 734	114 920	661 627
03023600	Southern bluefin tunas (Thunnus maccoyii), fresh or chilled, excl fish fillets	229	22 903	1 050	97 958
03023900	Fresh/chilled Tunas excl 030291-030299, o.t albacore,longfined/yellowfin/bigeye/atlantic&pacific&southern bluefin tunas	58 870	414 692	323 903	2 045 194
03024300	Sardines, sardinella, brisling/sprats, fresh/chilled, excl fillets, edible fish offal of subhead 0302.91-99	345	348	376	403
03024400	Mackerel (Scomber scombrus,S.australasicus) fresh/chilled, excl fillets, edible fish offal of subhead 0302.91-99	-	13	-	118
03024500	Jack and horse mackerel (Trachurus spp), fresh/chilled, excl fillets, edible fish offal of subhead 0302.91-99	100	100	1 380	1 380
03024700	Swordfish (Xiphias gladius), fresh/chilled, excl fillets, edible fish offal of subhead 0302.91-99	6 685	39 830	74 888	443 671
03024900	Indian mckrl,seerfish,jack,crevalle,silv pomfret,P.sauri,scad,capelin,Kawa2,bonito,marlin,sailfish,spearfish,fresh/ch ill	497 328	2 952 609	1 926 516	9 386 718
03027100	Tilapias (Oreochromis spp), fresh/chilled, excl fish fillets	-	1 970	-	1 665
03027400	Eels (Anguilla spp), fresh or chilled, excl fish fillets	-	3 499	-	6 997
03027900	Nile perch and snakeheads, fresh or chilled, excl fish fillets and eddible fish offal of subheadings 0302.91 to 0302.99	6 800	13 610	7 161	13 824
03028200	Rays and skates (Rajidae), excl edible fish offal of subheadings 0302.91 to 0302.99	99 832	452 850	143 017	599 975
03028500	Seabream (Sparidae), excl edible fish offal of subheadings 0302.91 to 0302.99	-	2 412	-	4 066
03028911	Grouper, fresh or chilled, excluding edible fish offal	224 725	1 785 947	915 663	7 906 149
03028914	Fresh or chilled, excl edible fish offal of Savalai hairtails, Belanger's croakers, Reeve's croakers,bigeye croakerstc	130 972	1 402 199	350 276	2 798 401
03028916	Torpedo scads, spotted sicklefish and great barracudas, fresh or chilled, excluding edible fish offal	52 310	367 350	51 327	366 653
03028917	Black pomfrets (Parastromatus niger), fresh or chilled, excluding edible fish offal	86 393	550 171	160 622	1 340 784
03028918	Mangrove red snappers (Lutjanus argentimaculatus), fresh or chilled, excluding edible fish offal	87 723	544 729	235 626	1 631 624
03028919	Marine fish, nec in heading 0302, fresh/chilled, exclude fillets, fish meat of 0304&edible fish offal of 030291-030299	1 922 623	13 808 992	2 867 983	21 364 959
03028926	Indian threadfins (Polynemus indicus) and silver grunts (pomadasys argenteus), fresh or chilled, excl edible fish offal	954	3 227	1 951	6 497
03028928	Wallago (Wallago attu) and giant river-catfish (Sperata seenghala), fresh or chilled, excl edible fish offal	-	690	-	1 380
03028929	Freshwater fish nec in head 0302,fresh/chilled,excl fish fillets&meat heading 03.04&edible offal subhead 0302.91-0302.99	54 643	623 867	122 018	898 207
03029100	Livers, roes and milt , fresh or chilled	1 400	4 301	8 400	17 806
03029200	Shark fins, fresh or chilled	-	53	-	2 668
03029900	Heads, tails, maws, fresh or chilled, and other edible fish offal, fresh or chilled	-	55	-	110
03031300	Atlantic salmon (Salmo salar) and Danube salmon (Hucho hucho), frozen, excluding fish fillets	-	34 829	-	254 568
03032300	Tilapias (Oreochromis spp), frozen, excl fillets	9 000	153 976	20 250	365 192
03032400	Catfish (Pangasius spp, Silurus spp, Clarias spp, Ictalurus spp) frozen, excl fillets	139 178	1 324 903	210 923	1 883 854
03032500	Carp frozen, excl fillets, fish meat of 0304, and edible fish offal of subheadings 030391 to 030399	40	1 995	80	3 340
03032600	Eels (Anguilla spp), frozen, excl fillets	616 802	3 703 124	711 748	4 129 461
03033100	Halibut (Reinhardtius hippoglossoides, Hippoglossus hippoglossus, Hippoglossus stenolepis) frozen, excl fillets	52 384	110 006	66 662	133 666

Tabel 3 : Ekspor Indonesia menurut Komoditi (Kode HS 8 digit)

Mei 2021

Kode H S	Uraian golongan barang	Berat bersih (Kg)		Nilai F.O.B. (U S \$)	
		Bulan ini	Kumulatif	Bulan ini	Kumulatif
(1)	(2)	(3)	(4)	(5)	(6)
03033300	Sole (Solea spp), frozen, excluding fish fillets	3 662	25 172	4 916	38 173
03033900	Flat fish other than halibut, plaice, sole, turbot, frozen, excl edible offal of subhead 0303.91-0303.99	-	10 841	-	10 037
03034100	Albacore or longfinned tunas (Thunnus alalunga), frozen, excluding fish fillets	151 004	1 324 307	450 539	3 945 705
03034200	Yellowfin tunas (Thunnus albacares), frozen, excluding fish fillets	1 626 025	10 713 804	3 982 001	24 027 997
03034300	Skipjack or stripe-bellied bonito, frozen, excluding fish fillets	1 230 928	7 668 537	1 708 050	10 618 529
03034400	Bigeye tunas (Thunnus obesus), frozen, excluding fish fillets	21 600	313 027	32 720	530 016
03034900	Tunas (genus Thunnus),o.t albacore/longfinned/yellowfin/bigeye/atlantic&pacific bluefin/southern bluefin tunas, frozen	76 500	558 100	113 330	789 413
03035300	Sardines, sardinella (Sardinella spp), brisling or sprats,frozen,excl fillets, edible fish offal of subhead 0303.91-99	180 200	455 036	56 373	148 069
03035410	Mackerel (Scomber scombrus, Scomber australasicus),frozen, excl fillets, edible fish offal of subhead 0303.91-99	190 096	683 291	456 656	1 501 290
03035420	Pacific mackerel (Scomber japonicus), frozen, excl fillets, edible fish offal of subheadings 0303.91 to 0303.99	49 300	134 160	74 880	217 914
03035600	Cobia (Rachycentron canadum), frozen, excl fillets, edible fish offal of subheadings 0303.91 to 0303.99	23 299	105 866	37 635	152 379
03035700	Swordfish (Xiphias gladius), frozen, excl fillets, edible fish offal of subheadings 0303.91 to 0303.99	201 396	938 587	1 008 655	4 274 360
03035910	Indian mackerels, Island mackerels, frozen, excl fillets, edible fish offal of	1 099 293	6 530 030	2 651 598	14 552 754
03035920	Silver pomfrets (Pampus spp), frozen, excl fillets, edible fish offal of subheadings 0303.91 to 0303.99	42 267	458 963	100 367	1 016 522
03035990	Seerfish, anchovies, crevalle, Pacific saury, scad, capelin, Kawakawa, bonito, marlin, sailfish, spearfish, frozen	1 082 803	5 662 980	2 091 373	11 784 884
03036900	Fish of families Bregmacerotidae,Euclichthyidae,Macrouridae,Moridae&Muraenolepididae,frozen,excl subhead 0303.91-0303.99	785	43 630	1 570	76 079
03038100	Dogfish & other sharks, frozen, excl. edible fish offal of subheadings 0303.91-99	593 231	1 427 780	682 762	1 761 576
03038200	Rays and skates (Rajidae), frozen, excl. edible fish offal of subheadings 0303.91-99	67 364	201 940	145 362	436 522
03038400	Seabass (Dicentrarchus spp), frozen, excl. edible fish offal of subheadings 0303.91-99	-	31 721	-	69 774
03038911	Groupers, frozen, excl. edible fish offal of subheadings 0303.91-99	40 722	454 935	123 279	1 273 779
03038913	Bluntnose lizardfish, frozen, excl. edible fish offal of subheadings 0303.91-99	217 782	775 570	275 695	940 812
03038914	Savalai hairtails,belanger's,reeve's&bigeye, frozen, excl. edible fish offal of subheadings 0303.91-99	5 030 472	21 160 115	8 427 194	35 226 008
03038916	Torpedo scads, spotted sicklefish, frozen, excl. edible fish offal of subheadings 0303.91-99	24 500	108 651	50 819	221 162
03038917	Black pomfrets, frozen, excl. edible fish offal of subheadings 0303.91-99	207 328	1 259 848	432 749	2 713 369
03038918	Mangrove red snappers (lutjanus), frozen, excl. edible fish offal of subheadings 0303.91-99	337 679	1 286 363	917 902	3 255 107
03038919	Marine fish nec in heading 0303, excluding fish fillets and other fish meat of heading 03.04, frozen	5 339 065	23 436 322	7 073 943	34 177 803
03038926	Indian threadfins & silver grunts, frozen, excl. edible fish offal of subheadings 0303.91-99	18 942	75 594	23 930	103 082
03038929	Freshwater fish, nec in heading 0303, frozen, excluding fish fillets and other fish meat of heading 03.04.	410 104	3 805 960	799 099	5 346 148
03039100	Livers, roes and milt of fish, frozen	9 205	291 301	47 420	2 716 310
03039200	Shark fins, frozen	20 817	130 202	33 258	273 782
03039900	Heads, tails, maws of fish and other edible fish offal	42 084	152 730	77 013	299 814
03043100	Fresh or chilled fillets of tilapias (Oreochromis spp.)	2 470	12 188	18 834	92 517
03043900	Fresh or chilled fillets of Carp, eels and snakeheads fillets	-	25 418	-	60 568

Tabel 3 : Ekspor Indonesia menurut Komoditi (Kode HS 8 digit)

Mei 2021

Kode H S	Uraian golongan barang	Berat bersih (Kg)		Nilai F.O.B. (U S \$)	
		Bulan ini	Kumulatif	Bulan ini	Kumulatif
(1)	(2)	(3)	(4)	(5)	(6)
03044300	Fresh/chilled fillets of Flat fish(Pleuronectidae, Bothidae, Cynoglossidae, Soleidae, etc)	-	6 476	-	12 952
03044500	Fresh or chilled fillets of swordfish (Xiphias gladius)	2 250	15 128	14 904	77 866
03044900	Fresh or chilled fillets of oth fish subheading 030441 - 030449	116 589	742 335	1 425 880	7 915 147
03045100	Fish meat,whether/not minced, other than fillets; fresh/chilled, tilapias, catfish,carp, eels,Nile perch& snakeheads	-	26	-	79
03045900	Fish meat, whether/not minced, other than fillets; fresh or chilled, other than HS 0304.51.00-0304.57.00	2 083	39 687	15 523	152 289
03046100	Frozen fillets of Tilapias (Oreochromis spp)	611 461	3 835 039	3 913 707	23 951 573
03046900	Frozen fillets of carp, eels & snakeheads	-	27 803	-	50 729
03048100	Frozen fillet of Pacific salmon (Oncorhynchus sp) Atlantic salmon (Salmo salar) and Danube salmon (Hucho hucho)	40 400	92 507	439 760	638 993
03048200	Frozen fillet of Trout (Salmo trutta, O mykiss, O clarki, O aguabonita, O gilae, O apache and Oncorhynchus chrysogaster)	41 771	93 777	380 140	931 033
03048400	Frozen fillet of Swordfish (Xiphias gladius)	54 061	535 123	347 526	3 573 553
03048700	Frozen fillet of Tunas (of the genus Thunnus), skipjack or stripe-bellied Tuna (Thunnus (Thunnus) albacares)	3 213 969	17 964 516	21 957 956	115 311 135
03048800	Frozen fillet of Dogfish, other sharks, rays and skates (Rajidae)	-	73 910	-	399 310
03048900	Frozen fillet of fish other than HS 0304.61.00-0304.89.00	1 784 294	10 065 551	9 845 399	56 213 488
03049100	Swordfish (xiphias gladius) meat (whether or not minced), other than fillets, frozen	-	9 000	-	70 653
03049300	Tilapias, Catfish, Carp, Eels, Nile perch & snakeheads meat (whether or not minced), other than fillets, frozen	1 335	110 930	13 694	318 967
03049500	Fish of order Gadiformes other than Alaska Pollack, meat (whether or not minced), other than fillets, frozen	-	8 300	-	18 762
03049600	Dogfish and other sharks meat (whether or not minced), other than fillets, frozen	-	395 721	-	391 743
03049900	Fish Meat(won minced),o.t swordfish,Toothfish,Tilapia,Catfish,Carp,Eel,Nile perch&snakehead,Gadiforme,shark&Rajidae,froz	1 316 015	9 904 115	4 081 698	28 635 278
03051000	Flours, meals and pellets of fish	160 000	1 552 258	151 281	1 436 170
03052010	Livers, roes and milt of freshwater fish, dried, salted or in brine	22 500	45 500	131 500	265 700
03052090	Livers, roes and milt of water marine fish, dried, smoked, salted or in brine	473 580	837 115	615 933	7 861 680
03053991	Fillets of freshwater fish, dried, salted,or in brine, but not smoked, other than HS 0305.31.00-0305.39.20	-	16 476	-	25 617
03053992	Fillets of oth marine fish, dried, salted,or in brine, but not smoked	142 789	302 362	404 460	754 411
03053999	Fillets of fish other than freshwater or marine fish, dried, salted, or in brine, but not smoked	5 000	22 200	37 610	99 254
03054900	Smoked fish other then Tilapia,Catfish,Carp,Eel,Nile perch&snakehead,Trout,Herring,Salmon Pacific/Atlantic/Danube	118 525	682 436	844 404	3 730 828
03055400	Dried fish of Herrings, anchovies, sardines, brisling, mackerel, etc ot edible fish offal, won salted but not smoked	102 634	242 434	196 520	421 870
03055921	Dried fish of Anchovies, other than edible fish offal, whether or not salted but not smoked	26 857	165 683	156 245	899 707
03055929	Dried of marine fish, other than edible fish offal, whether or not salted but not smoked, other than anchovies	89 698	439 846	298 487	1 030 236
03055990	Dried of freshwater fish, other than edible fish offal, whether or not salted but not smoked	54 844	771 306	117 014	1 765 152
03056300	Anchovies (Engraulis spp) salted but not dried/smoked & fish in brine, ot edible fish offal	10 248	39 468	139 953	424 515
03056990	Freshwater fish, salted but not dried/smoked & fish in brine,other than	44 713	65 265	24 064	42 314
03057100	Shark fins, salted but not dried or smoked and fish in brine	45 059	141 599	711 796	3 746 568
03057211	Fish maws of cod, salted but not dried or smoked and fish in brine	-	386	-	11 695
03057219	Fish maws of other than cods, salted but not dried or smoked and fish in brine	43 120	145 523	347 759	1 630 217

Tabel 3 : Ekspor Indonesia menurut Komoditi (Kode HS 8 digit)

Mei 2021

Kode H S	Uraian golongan barang	Berat bersih (Kg)		Nilai F.O.B. (U S \$)	
		Bulan ini	Kumulatif	Bulan ini	Kumulatif
(1)	(2)	(3)	(4)	(5)	(6)
03057990	Edible fish offal of other than Cod, salted or in brine, smoked whether/not cooked before or during the smoking process	25 062	75 992	16 605	140 604
03061110	Rock lobster & oth sea crawfish (Palinurus spp, Panulirus spp, Jasus spp), smoked, frozen,	-	1 401	-	7 003
03061190	Rock lobster & oth sea crawfish (Palinurus spp, Panulirus spp, Jasus spp), not smoked, frozen	52 920	157 036	480 935	1 511 100
03061290	Lobsters (Homarus spp), frozen, not smoked	-	3 815	-	25 603
03061410	Soft shell crabs, frozen	60 904	233 515	478 745	2 122 226
03061490	Frozen crabs, other than softshell crabs	41 277	171 738	716 124	1 939 188
03061600	Cold-water shrimps and prawns (Pandalus spp, Crangon crangon), frozen	23 760	205 968	247 149	1 867 736
03061711	Giant tiger prawns (Penaeus monodon) headless, frozen	750 766	4 418 129	10 268 940	55 632 441
03061719	Giant tiger prawns (Penaeus monodon) with head, frozen	261 299	1 612 592	2 538 824	17 630 906
03061721	Whiteleg shrimps (Litopenaeus vannamei), headless, with tail frozen	1 062 323	9 854 878	9 242 157	83 085 586
03061722	Whiteleg shrimps (Litopenaeus vannamei), headless, without tail frozen	1 636 616	9 295 654	13 794 902	76 641 448
03061729	Whiteleg shrimps (Litopenaeus vannamei), with head and tail, frozen	5 353 115	34 993 794	46 866 507	297 860 079
03061790	Frozen shrimps and prawns, other than Giant tiger prawns, Whiteleg shrimp, Giant river prawns	1 329 269	7 122 623	9 575 831	53 770 962
03061900	Frozen crustaceans, other than subheading 0306.11-0306.17, including flours, meals & pellets, fit for human consumption	576	42 276	6 250	354 628
03063120	Rock lobster and other sea crawfish (Palinurus spp, Panulirus spp, Jasus spp) other than breeding, live	70 078	695 517	1 699 024	7 993 863
03063130	Rock lobster and other sea crawfish (Palinurus spp, Panulirus spp, Jasus spp) other than breeding, fresh or chilled	2 365	17 539	12 095	90 343
03063210	Lobsters (Homarus spp), breeding	-	663	-	666
03063220	Lobsters (Homarus spp), other than breeding, live	2 363	8 067	24 495	93 814
03063230	Lobsters (Homarus spp), other than breeding, fresh or chilled	-	74	-	1 834
03063300	Crabs, live, fresh or chilled	1 122 715	5 954 186	7 382 160	29 766 337
03063520	Cold-water shrimps and prawns (Pandalus spp, Crangon crangon), other than breeding, live	3	84 420	20	1 489 909
03063530	Cold-water shrimps and prawns (Pandalus spp, Crangon crangon), other than breeding, fresh or chilled	82 699	253 049	227 860	560 986
03063612	Whiteleg shrimps (Litopenaeus vannamei), breeding	-	1	-	937
03063613	Giant river prawns (Macrobrachium rosenbergii), breeding	-	430	-	104
03063619	Shrimps and prawns, breeding, other than giant tiger prawns, whiteleg shrimps, giant river prawns	1	331	102	2 154
03063622	Whiteleg shrimps (Litopenaeus vannamei), live	-	23	-	13 872
03063629	Shrimps and prawns, live, other than breeding, other than giant tiger prawns, whiteleg shrimps, giant river prawns	114 334	497 302	2 478 185	8 405 306
03063631	Giant tiger prawns (Penaeus monodon), fresh or chilled	10 453	61 896	55 064	245 352
03063632	Whiteleg shrimps (Litopenaeus vannamei), fresh or chilled	266 557	1 013 158	890 496	3 694 006
03063639	Shrimps and prawns, fresh or chilled, other than giant tiger prawns, whiteleg shrimps, giant river prawns	165 323	1 076 289	323 903	1 877 298
03063910	Crustaceans, live, other than subheading 0306.31-0306.36	585	12 982	7 351	193 569
03063920	Crustaceans, fresh or chilled, other than subheading 0306.31-0306.36	4 770	31 344	7 893	58 703
03063930	Flours, meals and pellets of crustaceans, fit for human consumption	1 240	2 840	7 500	17 315
03069329	Crabs other than smoked, in airtight containers for retail sale	29 950	142 109	902 306	4 401 188
03069330	Crabs not in airtight containers for retail sale	763	15 927	13 238	461 778
03069529	Shrimps and prawns (other than in shell, cooked by steaming/boiling in water), in airtight containers for retail sale	5 500	35 590	3 759	59 307
03069530	Shrimps and prawns, not in airtight containers for retail sale	191 687	1 393 368	114 333	731 688
03069939	Crustaceans oth thn 0306.91-0306.95, oth thn smoked, including flour, meal & pellet, not in airtight container for retail sale	-	24 340	-	60 882
03071110	Oysters, live	36	9 075	1 256	15 282

Tabel 3 : Ekspor Indonesia menurut Komoditi (Kode HS 8 digit)

Mei 2021

Kode H S	Uraian golongan barang	Berat bersih (Kg)		Nilai F.O.B. (U S \$)	
		Bulan ini	Kumulatif	Bulan ini	Kumulatif
(1)	(2)	(3)	(4)	(5)	(6)
03071120	Oysters, Fresh or chilled	2 000	6 690	1 474	6 601
03071200	Oysters, frozen	-	220	-	410
03072110	Scallops, including queen scallops, of the genera Pecten, Chlamys or Placopecten, live	-	2 337	-	6 595
03072200	Scallops, including queen scallops, of the genera Pecten, Chlamys or	58 363	170 039	85 535	391 048
03072930	Scallops, including queen scallops, of the genera Pecten, Chlamys or Placopecten, dried, salted or in brine	-	1 071	-	10 115
03073110	Mussels (Mytilus spp, Perna spp), live	-	256	-	512
03073200	Mussels (Mytilus spp, Perna spp), frozen	5 000	5 000	10 250	10 250
03074211	Cuttle fish (Sepia officinalis, Rossia macrosoma, Sepiola spp) and squid (Ommastrephes spp, Loligo spp, etc), live	-	36 312	-	115 311
03074221	Cuttle fish (Sepia officinalis, Rossia macrosoma, Sepiola spp), squid (Ommastrephes spp, Loligo spp,etc), fresh/chilled	20 080	88 952	19 276	90 550
03074229	Cuttle fish&squid o.t Sepia officinalis,Rossia macrosoma,Sepiola,Ommastrephes,Loligo,Nototodarus,Sepioteuthis,fresh/chilled	31 570	188 750	99 408	503 342
03074310	Cuttle fish (Sepia officinalis, Rossia macrosoma, Sepiola spp), squid (Ommastrephes spp, Loligo spp,etc), frozen	10 335 284	47 222 279	35 313 725	165 162 883
03074390	Cuttle fish&squid o.t Sepia officinalis,Rossia	512 495	3 701 951	1 805 047	14 100 191
03074921	Cuttle fish (Sepia officinalis, Rossia macrosoma, Sepiola spp), squid (Ommastrephes spp, etc), dried, salted/in brine	7 149	202 107	36 904	1 334 463
03075110	Octopus (Octopus spp), live	-	5	-	3
03075120	Octopus (Octopus spp), fresh or chilled	-	30	-	30
03075200	Octopus (Octopus spp), Frozen	1 393 420	8 940 162	6 507 012	37 437 944
03075930	Octopus (Octopus spp), smoked	21 000	46 000	220 850	481 340
03076010	Snails, other than sea snails, live	63 740	238 126	220 105	904 502
03076020	Snails, other than sea snails, fresh, chilled or frozen	64 750	592 490	116 425	1 594 323
03077110	Clams, cockles & ark shells, live	116 115	416 878	97 164	369 418
03077120	Clams, cockles & ark shells, fresh/chilled	10 410	64 510	5 737	51 105
03077200	Clams, cockles & ark shells, frozen	61 703	456 576	93 703	623 313
03077930	Clams, cockles & ark shells, dried, salted or in brine	210	479	1 050	5 692
03078110	Abalone (Haliotis spp) and stromboid conchs (Strombus spp), live	1	50	108	550
03078210	Stromboid conchs (Strombus spp), live	-	595	-	1 249
03078300	Frozen abalone (Haliotis spp)	2 900	3 400	40 650	50 150
03078400	Frozen stromboid conchs (Strombus spp)	-	8 588	-	17 112
03078710	Abalone (haliotis spp), dried, salted or in brine	-	286	-	1 346
03079110	Molluscs, other than 0307.11 - 0307.88, live	16 834	258 283	84 554	673 906
03079120	Molluscs, other than 0307.11 - 0307.88, fresh/chilled	17 320	71 640	12 601	52 443
03079200	Molluscs, other than 0307.11 - 0307.88, frozen	38 266	144 226	50 080	222 934
03079930	Molluscs, other than 0307.11 - 0307.88, dried, salted or in brine	515	1 768	8 575	21 953
03081110	Sea cucumbers (stichopus japonicus, holothuroidea), live	-	74	-	791
03081120	Sea cucumbers (stichopus japonicus, holothuroidea), fresh or chilled	-	75	-	375
03081200	Sea cucumbers (stichopus japonicus, holothuroidea), frozen	28 000	28 005	95 753	95 791
03081920	Sea cucumbers (stichopus japonicus, holothuroidea), dried, salted or in brine	26 139	173 692	267 573	2 434 543
03082110	Sea urchins (strongylocentrotus spp,paracentrotus lividus,loxechinus albus,echinus esculentus),live	582	4 167	3 089	19 624
03082120	Sea urchins (strongylocentrotus spp,paracentrotus lividus,loxechinus albus,echinus esculentus),fresh or chilled	1	1	55	55
03083010	Jellyfish (rhopilema spp), live	1	8	4	28
03083040	Jellyfish (rhopilema spp), dried, salted or in brine	204 270	1 785 481	305 653	2 546 122
03089010	Aquatic invertebrates, other than crustaceans&molluscs, other than sea cucumbers, sea urchins, jellyfish, live	7 282	43 125	66 343	439 211
03089030	Aquatic invertebrates, other than crustaceans&molluscs, other than sea cucumbers, sea urchins, jellyfish, frozen	1 460	2 556	365	2 408

Tabel 3 : Ekspor Indonesia menurut Komoditi (Kode HS 8 digit)

Mei 2021

Kode H S	Uraian golongan barang	Berat bersih (Kg)		Nilai F.O.B. (U S \$)	
		Bulan ini	Kumulatif	Bulan ini	Kumulatif
(1)	(2)	(3)	(4)	(5)	(6)
03089040	Aquatic invertebrates,o.t crustaceans&molluscs,other than sea cucumbers,sea urchins,jellyfish, dried, salted or in brine	1 150	6 812	16 100	49 829
03089090	Flours, meals and pellets of aquatic invertebrates oth than crustaceans and molluscs, fit for human consumption	331	4 338	13 762	100 482
04011010	Milk&cream,not concentrated nor containing added sugar/oth sweetening matter,fat content,weight<=1%, In liquid form	67 125	328 273	67 285	277 574
04011090	Milk&cream,not concentrated nor containing added sugar/oth sweetening matter,fat content,weight<=1%, not in liquid form	450	3 212	61	5 434
04012010	Milk&cream,not concentrated nor containing added sugar/oth sweetening matter,fat content, 1%<weight<=6%,in liquid form	438 639	2 003 917	408 176	1 803 694
04012090	Milk&cream,not concentrated nor containing added sugar/oth sweeten matter,fat content,1%<weight<=6%,not in liquid form	4	14	25	35
04014010	Milk&cream,not concentrated nor containing added sugar/oth sweetener,fat content,6%<weight<=10%,milk in liquid form	89 367	197 598	117 149	266 208
04014020	Milk&cream,not concentrated nor containing added sugar/oth sweetener,fat content,6%<weight<=10%,milk in frozen form	57	57	380	380
04014090	Milk&cream,not concentrated nor contain added sugar/oth sweetener,fat content,6<weight<=10%,not in liquid/frozen form	21 788	184 296	178 396	1 033 637
04015010	Milk&cream,not concentrated nor containing added sugar/oth sweetening matter,fat content,weight>10%, In liquid form	19 534	87 238	42 196	190 555
04015090	Milk&cream,not concentrated nor containing added sugar/oth sweetening matter,fat content,weight>10%,not in liquid form	-	8 594	-	17 312
04021041	Milk/cream,in powder, granules/oth solid forms, fat <=1.5 %, not cont added sugar,oth sweetening,in containers,w >=20 kg	-	14 200	-	38 569
04021042	Milk/cream,in powder, granules/oth solid forms, fat <=1.5 %, not cont added sugar,oth sweetening,in containers,w<=2kg	6 580	19 351	4 843	16 303
04021049	Milk/cream,in powder, granules/oth solid forms, fat <=1.5 %, not cont added sugar,oth sweetening,in containers,2<w<20kg	58 946	269 839	502 094	2 203 959
04021092	Milk & cream, In powder, granules/oth solid forms, fat <=1.5%, cont added sugar/oth sweetening, In containers, w=<2 kg	-	270	-	251
04021099	Milk & cream, In powder, granules/oth solid forms, fat <=1.5%, cont added sugar/oth sweetening, In containers, 2<w<20kg	2 358	48 921	9 829	247 239
04022190	Milk/cream,in powder, granules/oth solid forms, fat >1.5 %, not cont added sugar/oth sweetening,in containers,2<w<20kg	23 946	204 666	146 548	980 850
04022990	Milk & cream, In powder, granules/oth solid forms, fat >1.5%, cont added sugar/oth sweetening, In containers, 2<w<20kg	27 350	245 493	196 551	1 573 845
04029900	Milk and cream, not in solid forms, containing added sugar or other	309 545	1 296 948	338 272	1 380 964
04031021	Yogurt, In liquid form, whether or not condensed, flavoured or cont added fruits (incl pulp and jams), nuts or cocoa	59 053	2 459 133	108 537	2 636 186
04031029	Yogurt, In liquid form, whether or not condensed, not flavoured or not cont added fruits (incl pulp & jams), nuts/cocoa	73 955	955 158	58 791	1 100 929
04031091	Yogurt, not in liquid form, flavoured or cont added fruits (incl pulp n jams), nuts or cocoa	-	270	-	1 466
04031099	Yogurt, not in liquid form, not flavoured or not cont added fruits (incl pulp & jams), nuts/cocoa	7 750	91 923	6 563	124 091
04039010	Buttermilk	-	301	-	1 087
04039090	Curdled Milk&cream,kephir&oth fermented/acidified milk&cream, won concentrated/cont add sugar/oth,flav/fruit/nuts/cocoa	760 256	4 894 064	768 638	4 836 004
04041010	Whey & modified whey, whether or not concentrated or containing added sugar or oth sweetening matter, In powder form	2	51 640	1	85 023
04049000	Products consist of natural milk constituent,whether/not cont added sugar/oth sweetening,not elsewhere specified/include	-	2 720	-	7 373
04051000	Butter	1 613	22 449	716	170 340
04059020	Butteroil	152 000	152 002	927 200	927 200
04059090	Fats and oils derived from milk, other than Butter, Dairy spreads, Anhydrous	-	1 376	-	1 016
04061010	Fresh (unripened or uncured) cheese, including whey cheese	1 682	9 690	9 713	50 340
04062010	Grated or powdered cheese,of all kinds, In packages of a gross weight	863	6 408	3 003	22 265

Tabel 3 : Ekspor Indonesia menurut Komoditi (Kode HS 8 digit)

Mei 2021

Kode H S	Uraian golongan barang	Berat bersih (Kg)		Nilai F.O.B. (U S \$)	
		Bulan ini	Kumulatif	Bulan ini	Kumulatif
(1)	(2)	(3)	(4)	(5)	(6)
04062090	Grated or powdered cheese,of all kinds, In packages of a gross weight not exceeding 20 kg	1 258	4 014	3 418	8 331
04063000	Processed cheese, not grated or powdered	60 555	262 493	178 653	827 092
04069000	Cheese other than fresh cheese, whey cheese, grated/powder cheese, processed cheese, blue-veined cheese	103 515	687 613	419 248	2 489 978
04071190	Fertilised birds eggs for incubation,of fowls of the species gallus domesticus,not for breeding	8 223	13 745	150 863	249 957
04079020	Birds' eggs, in shell, preserved or cooked, of ducks	-	14	-	21
04081100	Egg yolks, dried	-	1 150	-	16 048
04081900	Egg yolks, fresh, cooked by steaming/boiling, moulded, frozen or oth preserved, won cont added sugar/oth sweetening	2	2	21	21
04090000	Natural honey	9 580	159 953	31 831	326 231
04100010	Birds nests, edible	66 520	675 435	34 075 575	238 936 090
04100090	Edible products of animal origin, not elsewhere specified or included, other than birds nests	3 699	42 426	24 261	270 741
05010000	Human hair, unworked, whether or not washed or scoured, waste of human hair	566	5 292	5 000	181 700
05040000	Guts, bladders&stomachs of animals (ot fish), whole & pieces thereof, fresh,chilled,frozen,salted,in brine,dried/smoked	-	228	-	1 140
05051010	Duck feathers of a kind used for stuffing; down	42 821	298 469	81 999	577 299
05051090	Feathers of a kind used for stuffing, down, other than duck feathers	9 973	88 492	10 521	86 798
05059010	Duck feathers not for stuffing	52 820	339 985	96 423	550 982
05059090	Skin&oth part of bird,o.t duck feather,cleaned,disinfect/treat for preservation;powder&waste of feather/part of feather	-	51 644	-	49 372
05069000	Bones&horn-cores, unworked,defatted, simply prepared,degelatinised,powder&waste of these product, other than ossein	6 890	421 279	116 950	807 789
05080020	Shells of molluscs, crustaceans/echinoderms, unworked or simply prepared but not cut to shape, powder and waste thereof	95 478	1 760 266	52 257	1 308 010
05080090	Coral&similar materials, cuttle-bone, unworked but not othwise worked, powder and waste thereof	72 684	375 579	898 073	5 690 556
05100000	Ambergris,castoreum, civet&musk, cantharides, bile, won dried, glands & oth animal prod used in pharmaceutical product	-	112	-	6 305
05119110	Roes and milt of fish or crustaceans, molluscs or oth aquatic invertebrates	1	154 968	50	190 455
05119130	Fish Skin	169 999	541 817	294 884	975 239
05119190	Dead animals of chapter 1 or 3, unfit for human consumption.	163 900	539 935	189 300	870 198
05119990	Animal products not elsewhere specified or included, other than 0511.10.00 - 0511.99.30	992	4 179	4 240	15 667
06011000	Bulbs, tubers, tuberous roots, corms, crowns and rhizomes, dormant	-	658	-	9 814
06012090	Bulbs, tubers, tuberous roots, corms, crowns and rhizomes, in growth or in flower	157 119	1 313 020	203 742	1 161 047
06021090	Unrooted cuttings and slips, other than orchids and rubber trees	85 198	266 735	715 809	3 235 039
06022000	Trees, shrubs and bushes, grafted or not, of kinds which bear edible fruit or nuts	-	15 502	-	18 363
06029010	Rooted orchid cuttings and slips	1 162	7 139	9 291	57 224
06029040	Budded stumps of the genus Hevea	3	152	52	6 415
06029050	Seedlings of the genus Hevea	387	2 113	51 020	266 837
06029060	Budwood of the genus Hevea	-	25	-	193
06029090	Mushroom spawn and other live plants, nec in heading 0602	8 020	36 593	275 213	1 266 930
06031100	Roses, cut or bud, suitable for bouquets or for ornamental purposes, fresh	-	15	-	945
06031300	Orchids, cut or bud, suitable for bouquets or for ornamental purposes, fresh	2 200	11 858	18 920	80 748
06031400	Chrysanthemums, cut or bud, suitable for bouquets or for ornamental purposes, fresh	12 624	49 145	99 049	394 705

Tabel 3 : Ekspor Indonesia menurut Komoditi (Kode HS 8 digit)

Mei 2021

Kode H S	Uraian golongan barang	Berat bersih (Kg)		Nilai F.O.B. (U S \$)	
		Bulan ini	Kumulatif	Bulan ini	Kumulatif
(1)	(2)	(3)	(4)	(5)	(6)
06031500	Lilies (Lilium spp.), cut or bud, suitable for bouquets or for ornamental purposes, fresh	5	1 862	1 865	481 911
06031900	Flowers, cut/bud, other than rose, carnation, orchid, chrysanthemum, lilies, suitable for bouquets/for ornamental purposes, fresh	68 334	281 932	145 525	663 775
06039000	Cut/buds flower of a kind suitable for bouquets/ornamental purposes, dried, dyed, bleached, impregnated/otherwise prepared	1	1	14	14
06042010	Mosses and lichens, being goods of a kind suitable for bouquets or for ornamental purposes, fresh	3 147	16 554	24 654	132 776
06042090	Foliage, branches & oth parts of plants, without flower/buds, grasses, suitable for bouquets/for ornamental purposes, fresh	339 831	881 521	154 874	815 421
06049010	Mosses and lichens, suitable for bouquets/for ornamental purposes, dried, dyed, bleached, impregnated/otherwise prepared	11 939	78 700	70 514	435 933
06049090	Foliage, branch & oth part of plant, w/o flower/bud, grass, for bouquet/ornament purpose, dry, dye, bleach, impregnate/oth prepare	-	22 400	-	15 120
07011000	Potatoes seed	-	1	-	1
07019010	Chipping potatoes, fresh or chilled	8 855	30 035	22 807	45 996
07019090	Potatoes, fresh or chilled, other than seed and chipping potatoes	217 265	1 056 949	160 768	780 701
07020000	Tomatoes, fresh or chilled	6 822	42 013	16 748	99 724
07031019	Onions, other than for propagation, fresh or chilled	80	1 744	84	6 257
07031029	Shallots, other than for propagation, fresh or chilled	1 890	20 169	1 775	32 157
07032090	Garlic, other than for propagation, fresh or chilled	-	724	-	444
07039090	Leeks and oth alliaceous vegetables, other than for propagation, fresh or chilled	3	1 014	12	146
07041010	Cauliflowers, fresh or chilled	-	260	-	216
07041020	Headed broccoli, fresh or chilled	184	502	64	195
07042000	Brussels sprouts, fresh or chilled	10 350	33 884	10 402	33 628
07049010	Round (drumhead) cabbages, fresh or chilled	1 950 863	4 100 796	427 355	1 060 430
07049020	Chinese mustard, fresh or chilled	-	20	-	52
07049090	Edible brassicas, other than cauliflower, headed broccoli, brussels sprouts, round cabbage, chinese mustard, fresh/chilled	203 510	1 524 535	111 641	621 853
07051100	Cabbage lettuce (head lettuce), fresh or chilled	-	672	-	4 050
07051900	Lettuce (lactuca sativa), other than cabbage lettuce (head lettuce), fresh or chilled	76 551	382 278	77 709	433 859
07052100	Witloof chicory (cichorium intybus var foliosum), fresh or chilled	430	430	2 588	2 588
07061010	Carrots, fresh or chilled	2 384	15 041	1 132	15 272
07061020	Turnips, fresh or chilled	2 254	42 662	368	23 579
07069000	Salad beetroot, salsify, celeriac, radishes and similar edible roots, fresh or chilled	3 940	18 495	2 615	17 925
07070000	Cucumbers and gherkins, fresh or chilled	3 827	9 919	1 362	5 045
07082010	French beans, shelled or unshelled, fresh or chilled	91 887	419 652	105 062	498 194
07082020	Long beans, shelled or unshelled, fresh or chilled	80	700	80	1 116
07082090	Beans (vigna spp, phaseolus spp), other than french and long beans, shelled or unshelled, fresh or chilled	38 755	89 572	47 858	130 866
07089000	Leguminous vegetables, shelled/unshelled, oth thn peas (Pisum sativum)&beans (Vigna spp., Phaseolus spp.) fresh/chilled	46 326	474 161	77 510	684 693
07092000	Asparagus, fresh or chilled	45	146	424	1 488
07093000	Aubergines (egg-plants), fresh or chilled	17 777	104 481	9 581	75 222
07094000	Celery oth than celeriac, fresh or chilled	-	3	-	13
07095100	Mushrooms of the genus agaricus, fresh or chilled	7 465	43 755	43 421	242 237
07095990	Mushrooms, other than genus agaricus, fresh or chilled	340	615	1 020	1 131
07096010	Chillies (fruits of genus capsicum), fresh or chilled	7 616	120 523	19 516	304 578
07096090	Fruits of the genus Pimenta, fresh or chilled	117	3 317	170	1 130

Tabel 3 : Ekspor Indonesia menurut Komoditi (Kode HS 8 digit)

Mei 2021

Kode H S	Uraian golongan barang	Berat bersih (Kg)		Nilai F.O.B. (U S \$)	
		Bulan ini	Kumulatif	Bulan ini	Kumulatif
(1)	(2)	(3)	(4)	(5)	(6)
07097000	Spinach, new zealand spinach and orache spinach (garden spinach), fresh or chilled	58	1 251	24	2 754
07099300	Pumpkins, squash and gourds (cucurbita spp), fresh or chilled	13 300	192 981	4 526	55 807
07099910	Sweet corn, fresh or chilled	2 075	4 491	726	2 153
07099920	Lady's finger (okra), fresh or chilled	11	106 409	18	146 162
07099990	Vegetables, edible, other than 0701.10.00 - 0709.99.20, fresh or chilled	40 777	309 615	64 359	416 720
07101000	Potatoes (uncooked or cooked by steaming or boiling in water), frozen	97 078	941 145	87 473	1 038 513
07102100	Peas (pisum sativum), shelled or unshelled, (uncooked or cooked by steaming or boiling in water), frozen	6	44 581	20	67 972
07102200	Beans (vigna spp, phaseolus spp), shelled or unshelled, (uncooked or cooked by steaming or boiling in water), frozen	4 500	77 888	8 057	158 381
07102900	Leguminous veg, other than peas & beans, shelled/unshelled, (uncooked or cooked by steaming or boiling in water), frozen	359 710	1 655 367	744 940	3 443 055
07104000	Sweet corn, (uncooked or cooked by steaming or boiling in water), frozen	100 993	545 278	112 146	625 166
07108000	Vegetables, uncooked or cooked by steaming or boiling in water, other than potato,leguminous,spinach,sweet corn, frozen	688 883	2 860 165	1 204 842	5 133 511
07109000	Mixtures of vegetables, (uncooked or cooked by steaming or boiling in water), frozen	-	67 537	-	136 820
07115990	Mushroom o.t genus agaricus&truffle,preserved in brine/sulphur water/oth preserve solution,unsuit for immediate consumpt	-	6	-	1
07119020	Chillies (fruits of genus capsicum) provisionally preserved, but unsuitable in that state for immediate consumption	314	1 578	1 643	10 822
07119090	Vegetables, mix of vegetables oth than onions, caper, chillies, sweet corn, preserved other than by sulphur dioxide gas	15 180	21 635	10 390	27 422
07122000	Onions, dried, whole, cut, sliced, broken or in powder, but not further prepared	-	12	-	116
07123100	Mushrooms of the genus Agaricus, dried, whole, cut, sliced, broken or in powder, but not further prepared	16	18 300	48	28 738
07123200	Wood ears (Auricularia spp), dried, whole, cut, sliced, broken or in powder, but not further prepared	-	50	-	307
07123990	Mushroom o.t Agaricus,Wood ears,Jelly fungi,truffle,shitake,dried,whole,cut,sliced,broken/in powder,not further prepared	8 300	23 092	41 500	154 692
07129010	Garlic, dried, whole, cut, sliced, broken or in powder, but not further prepared	107	1 947	322	8 023
07129090	Vegetable,mix of vegetable, o.t garlic,mushroom,onion,dried,whole,cut,sliced,broken/in powder,but not further prepared	166 162	1 071 467	272 149	3 618 692
07133190	Beans of sp Vigna mungo, Hepper/Vigna radiata, Wilczek, dried, shelled, w.o.n skinned or split, not suitable for sowing	92 500	1 151 084	106 233	1 345 724
07133290	Small red (Adzuki) beans (Phaseolus or Vigna angularis), dried, shelled, w.o.n skinned or split, not suitable for sowing	6	18 006	27	3 350
07133390	Kidney beans, incl white pea beans (Phaseolus vulgaris), dried, shelled, w.o.n skinned or split, not suitable for sowing	1 000	131 592	715	69 142
07139090	Dried leguminous veg,o.t peas,chickpeas,beans,lentils,broad&horse(bean),pigeon peas,shelled,w.o.n skin/split,not sowing	-	9 986	-	12 528
07141011	Manioc (cassava), sliced or in the form of pellets, dried chips	13 164	1 319 455	25 426	663 033
07141019	Manioc (cassava), sliced or in the form of pellets, other than dried chips	-	1 377 306	-	458 805
07141091	Manioc (cassava), other than sliced or in the form of pellets, frozen	20 700	94 424	18 080	77 847
07141099	Manioc (cassava), other than sliced or in the form of pellets, fresh, chilled, or dried	110	106 412	169	91 153
07142010	Sweet potatoes whether or not sliced or in the form of pellets, frozen	326 628	1 778 336	413 879	2 506 853

Tabel 3 : Ekspor Indonesia menurut Komoditi (Kode HS 8 digit)

Mei 2021

Kode H S	Uraian golongan barang	Berat bersih (Kg)		Nilai F.O.B. (U S \$)	
		Bulan ini	Kumulatif	Bulan ini	Kumulatif
(1)	(2)	(3)	(4)	(5)	(6)
07142090	Sweet potatoes whether or not sliced or in the form of pellets, fresh, chilled, or dried	704 424	3 480 451	381 271	1 992 344
07143090	Yams (Dioscorea spp) whether or not sliced or in the form of pellets, fresh, chilled, or dried	4 100	4 101	1 266	1 268
07144010	Taro (Colocasia spp) whether or not sliced or in the form of pellets, frozen	11 600	45 370	4 189	44 007
07144090	Taro (Colocasia spp) whether or not sliced or in the form of pellets, fresh, chilled, or dried	195 105	1 080 695	87 689	390 481
07149019	Sago pith, fresh, chilled, or dried	564 020	3 351 020	77 082	459 772
07149091	Arrowroot,salep,Jerusalem artichokes,similar roots&tubers w/ high starch/inulin content,w.o.n sliced/in pellets,frozen	654	654	343	343
07149099	Arrowroot,salep,Jerusalem artichokes,similar root&tubers w/ high starch/inulin,w.o.n sliced/in pellets,other than frozen	126 900	457 684	199 716	654 608
08011100	Coconuts, desiccated, dried	8 609 431	55 179 019	14 952 074	91 595 167
08011200	Coconuts In the inner shell (endocarp)	18 707 886	133 639 795	4 502 568	30 362 394
08011910	Young coconut	-	111 915	-	92 808
08011990	Coconuts, other than desiccated, in the inner shell (endocarp), young coconut, fresh or dried	24 870 258	193 796 063	6 969 596	53 591 877
08012100	Brazil nuts In shell	-	200 000	-	126 774
08012200	Brazil nuts shelled	-	96 841	-	12 001
08013100	Cashew nuts In shell	121 191	16 281 079	69 473	19 246 282
08013200	Cashew nuts shelled	530 789	2 825 328	3 198 079	17 493 441
08021200	Almonds shelled	26 595	162 885	164 264	998 385
08022200	Hazelnuts or filberts (Corylus spp) shelled	-	600	-	1 425
08023100	Walnuts In shell	-	12	-	54
08026200	Macadamia nuts Shelled	122	122	2 505	2 505
08028000	Areca nuts	14 688 881	109 904 812	22 984 233	163 857 943
08029000	Nuts, other than 0801.11 - 0802.80, fresh or dried, whether or not shelled or peeled	111 685	2 557 423	223 364	4 928 117
08031000	Plantains, fresh or dried	263 958	2 225 478	85 979	720 633
08039010	Lady's finger banana, fresh or dried	30	3 461	11	3 659
08039090	Bananas other than lady's finger banana, fresh or dried	597 880	3 347 932	314 607	1 835 444
08041000	Dates, fresh or dried	-	36 156	-	142 681
08043000	Pineapples, fresh or dried	611 200	3 972 220	355 053	2 260 225
08044000	Avocados, fresh or dried	23 473	216 339	9 661	99 940
08045010	Guavas, fresh or dried	1 929	10 246	2 201	15 027
08045020	Mangoes, fresh or dried	5 291	24 073	15 232	40 813
08045030	Mangosteens, fresh or dried	1 712 622	9 495 613	4 777 531	30 735 248
08051010	Fresh oranges	2 930	14 583	777	7 677
08052200	Clementines, fresh or dried	-	39	-	321
08055010	Lemons (Citrus limon, Citrus limonum), fresh or dried	1 239	56 678	751	6 000
08055020	Limes (Citrus aurantifolia, Citrus latifolia), fresh or dried	93 749	974 021	77 703	463 968
08059000	Citrus fruit other than oranges,mandarins,clementines,wilkins,grapefruit,pomelos,lemons,limes, fresh or dried.	2 613	12 694	8 485	54 172
08071100	Watermelons, fresh	1 143	24 965	656	16 837
08071900	Melons, other than watermelons, fresh	4 213	35 623	2 157	23 357
08072000	Papaws (papayas), fresh	217	2 037	217	1 245
08092900	Cherries other than sour cherries (Prunus cerasus), fresh	-	200	-	328
08094010	Plums, fresh	-	17 530	-	12 271
08101000	Strawberries, fresh	-	20	-	7
08102000	Raspberries, blackberries, mulberries and loganberries, fresh	1 575	11 922	26 553	201 140
08104000	Cranberries, bilberries and oth fruits of the genus Vaccinium, fresh	-	46	-	174
08106000	Durians, fresh	1 020	38 485	2 375	95 998
08109010	Longans, mata kucing, fresh	-	186	-	732
08109020	Lychees, fresh	6	137	8	302
08109030	Rambutan, fresh	-	160 382	-	276 500
08109040	Langsat (Lanzones), fresh	-	343	-	1 231
08109050	Jackfruit (including Cempedak and Nangka), fresh	3 803	51 699	3 210	35 769
08109060	Tamarinds, fresh	129	14 318	343	31 873
08109070	Starfruit, fresh	34	90	122	243

Tabel 3 : Ekspor Indonesia menurut Komoditi (Kode HS 8 digit)

Mei 2021

Kode H S	Uraian golongan barang	Berat bersih (Kg)		Nilai F.O.B. (U S \$)	
		Bulan ini	Kumulatif	Bulan ini	Kumulatif
(1)	(2)	(3)	(4)	(5)	(6)
08109091	Salacca (snake fruit), fresh	74 153	619 846	126 815	815 429
08109092	Dragon fruit, fresh	6 433	69 092	19 161	176 534
08109093	Sapodilla (ciku fruit), fresh	443	2 658	386	2 495
08109094	Pomegranate, soursop/sweetsops, bell fruit, marian plum, passion fruit, cottonfruit, jujube and tampoi or rambai	7 019	65 419	11 262	58 616
08109099	Fruit other than 0803.10.00 - 0810.90.94, fresh	2 663	18 877	1 561	8 995
08111000	Strawberries, uncooked/cooked by steaming/boiling, frozen, w.o.n containing added sugar or oth sweetening matter	-	75 000	-	179 750
08119000	Fruit & nuts other than 0811.10 - 0811.20, uncooked or cooked by steaming/boiling, frozen, w.o.n cont added sugar or oth	235 903	1 700 278	277 908	1 798 149
08133000	Apples, dried	-	17	-	228
08134010	Longans, dried	-	149 000	-	75 950
08134020	Tamarinds, dried	137 920	3 889 059	136 270	1 864 312
08134090	Fruit, other than heading 0801-0806, apricots, prunes, apples, longans, tamarinds, dried	8 723	415 052	12 259	431 143
08135030	Mixtures of which dried dates predominate by weight	-	6 729	-	19 848
08135040	Mix of which dried avocados or dried oranges/mandarins (including tangerines and satsumas) predominate by weight	-	322	-	869
08135090	Mixtures of dried fruits other than dates, avocados, orange/mandarins (incl tangerins&satsumas) predominate by weight	-	4	-	74
09011110	Coffee, Arabica WIB or Robusta OIB, not roasted, not decaffeinated	14 438 283	132 229 692	34 027 311	282 241 282
09011190	Coffee other than Arabica WIB or Robusta OIB, not roasted, not decaffeinated	698	885 556	8 672	1 421 230
09011210	Coffee, Arabica WIB or Robusta OIB, not roasted, decaffeinated	46 060	77 279	78 131	255 366
09012110	Coffee, roasted, not decaffeinated, unground	42 102	92 481	170 863	474 279
09012120	Coffee, roasted, not decaffeinated, ground	104 776	740 207	315 697	2 247 273
09012210	Coffee, roasted, decaffeinated, unground	285	6 499	2 622	70 488
09012220	Coffee, roasted, decaffeinated, ground	-	19 136	-	52 123
09019010	Coffee husks and skins	10	410	525	9 713
09019020	Coffee substitutes containing coffee	22 724	192 906	68 948	533 795
09021010	Leaves green tea (not fermented), in immediate packings of not exceeding 3 kg, whether or not flavoured	10 967	82 199	16 616	142 257
09021090	Green tea (not fermented) other than leaves, in immediate packings of not exceeding 3 kg, whether or not flavoured	13 676	97 417	132 367	749 932
09022010	Leaves green tea (not fermented), in immediate packings of exceeding 3 kg, whether or not flavoured	254 054	1 439 306	447 753	2 992 304
09022090	Green tea (not fermented) other than leaves, in immediate packings of exceeding 3 kg, whether or not flavoured	95 796	358 276	217 141	740 174
09023010	Leaves black tea(fermented) &partly fermented tea, in immediate packings of not exceeding 3 kg, whether or not flavoured	321	772	3 733	8 692
09023090	Black tea(fermented)&partly fermented tea other than leaves, in immediate packings of <=3 kg, whether or not flavoured	347 408	2 899 030	1 264 681	11 037 815
09024010	Leaves black tea(fermented) &other partly fermented tea in immediate packings of exceeding 3 kg,whether or not flavoured	391 326	1 587 778	704 555	3 122 881
09024090	Black tea (fermented)&oth partly fermented tea other than leaves,in immediate packings of >3 kg,whether or not flavoured	1 541 457	11 320 599	2 516 345	18 464 904
09030000	MatØ	-	1 680	-	4 800
09041110	White pepper, neither crushed nor ground	891 147	9 342 949	4 994 138	36 301 438
09041120	Black pepper, neither crushed nor ground	317 685	6 831 254	1 020 917	19 755 405
09041190	Pepper of the genus Piper other than white and black pepper, neither crushed nor ground	304 771	1 516 867	1 382 967	7 703 729
09041210	White pepper, crushed or ground	27 764	137 412	159 943	741 312
09041220	Black Pepper, crushed or ground	84 132	362 128	324 736	1 306 131
09041290	Pepper of the genus Piper other than white and black pepper, crushed or ground	102	46 509	139	188 360
09042110	Chillies (fruits of the genus Capsicum), dried, neither crushed nor ground	1 056	24 996	941	59 437
09042190	Fruits of the genus Capsicum or of the genus Pimenta, other than Chillies, dried, neither crushed nor ground	-	49 665	-	203 512

Tabel 3 : Ekspor Indonesia menurut Komoditi (Kode HS 8 digit)

Mei 2021

Kode H S	Uraian golongan barang	Berat bersih (Kg)		Nilai F.O.B. (U S \$)	
		Bulan ini	Kumulatif	Bulan ini	Kumulatif
(1)	(2)	(3)	(4)	(5)	(6)
09042210	Chillies (Fruits of the genus Capsicum), crushed or ground	135 223	580 609	620 940	2 777 572
09042290	Fruits of the genus Capsicum or of the genus Pimenta, other than Chillies, crushed or ground	3 768	18 556	4 010	48 883
09051000	Vanila, neither crushed nor ground	25 075	99 112	3 264 795	12 276 450
09052000	Vanila, crushed or ground	1 886	7 993	166 610	785 558
09061100	Cinnamon (Cinnamomum zeylanicum Blume), neither crushed nor ground	274 148	2 604 541	1 637 724	14 593 875
09061900	Cinnamon other than Cinnamomum zeylanicum Blume and cinnamon-tree flowers, neither crushed nor ground	907 424	4 557 335	3 862 631	20 140 730
09062000	Cinnamon and Cinnamon-tree flowers, crushed or ground	1 024 046	6 565 348	4 724 005	30 280 347
09071000	Cloves (whole fruit, cloves and stems), neither crushed nor ground	991 188	11 494 000	4 931 725	49 027 969
09072000	Cloves (whole fruit, cloves and stems), crushed or ground	9 286	175 216	42 440	1 322 212
09081100	Nutmeg, neither crushed nor ground	1 365 803	8 787 925	6 701 197	44 719 887
09081200	Nutmeg, crushed or ground	214 167	1 158 005	1 489 757	7 325 547
09082100	Mace, neither crushed nor ground	147 666	1 575 704	2 688 966	24 935 650
09082200	Mace Crushed or ground	81 506	313 843	1 733 161	6 420 095
09083100	Cardamoms, neither crushed nor ground	271 802	2 764 736	2 083 159	23 030 687
09083200	Cardamoms, crushed or ground	-	32	-	47
09092100	Seeds of coriander, neither crushed nor ground	1 995	16 847	2 835	30 702
09092200	Seeds of coriander, crushed or ground	1 170	3 034	3 655	12 116
09093100	Seeds of cumin, neither crushed nor ground	60	60	55	55
09093200	Seeds of cumin, crushed or ground	272	2 136	448	3 243
09096110	Seeds of anise, neither crushed nor ground	210	210	2 614	2 614
09096130	Seeds of caraway, neither crushed nor ground	-	1	-	1
09096190	Seeds of fennel, juniper berries, neither crushed nor ground	-	5 428	-	66 542
09096210	Seeds of anise, crushed or ground	5	5	11	11
09096230	Seeds of caraway, crushed or ground	-	20	-	23
09101100	Ginger, neither crushed nor ground	218 502	1 011 293	126 914	765 699
09101200	Ginger, crushed or ground	1 731	37 492	46 951	189 737
09102000	Saffron	-	1	-	150
09103000	Turmeric (curcuma)	382 373	2 177 241	321 341	2 164 883
09109110	Curry	140	7 476	994	22 182
09109190	Mixtures of spices in heading 0904 - 0910, other than curry	5 079	215 632	18 827	440 718
09109910	Thyme, bay leaves	793	31 518	5 641	93 294
09109990	Spices, not mixtures, other than HS 0904.11.10 - 0910.99.10	128 882	651 414	110 086	970 793
10051000	Maize (corn) seed	327 541	752 551	715 108	1 794 336
10059010	Popcorn	1	49 170	1	64 435
10059090	Maize (corn), other than seed & popcorn	97 700	584 652	62 376	339 804
10061010	Rice in the husk (paddy or rough), suitable for sowing	-	16 056	-	176 264
10061090	Rice in the husk (paddy or rough), not suitable for sowing	75	90	144	174
10062090	Husked (brown) rice, other than Hom Mali rice	506	6 598	816	13 577
10063030	Glutinous rice, semimilled or wholly milled glutinous rice, whether or not polished or glazed	-	25 224	-	38 395
10063040	Hom Mali rice, semimilled or wholly milled glutinous rice, whether or not polished or glazed	-	200	-	193
10063099	Semi-milled/ wholly milled rice,whether or not polished or glazed, oth than glutinous rice,Hom Mali rice,parboiled rice	16 060	46 006	29 304	112 209
10064010	Broken rice, of a kind used for animal feed	-	1	-	1
10064090	Broken rice, other than of a kind used for animal feed	-	367	-	126
10079000	Grain sorghum, other than seed	-	6	-	47
11010011	Wheat flour, fortified	2 111 094	16 283 961	877 557	6 611 393
11010019	Wheat flour, other than fortified	229 240	6 487 050	101 659	2 603 708
11022000	Maize (corn) flour	52 685	524 397	26 735	228 031
11029010	Rice flour	12 903	124 038	13 547	148 710
11029020	Rye flour	600	7 541	425	5 287
11029090	Cereal flours other than wheat,meslin,maize(corn),rice,rye flour	9 878	165 287	11 766	137 147
11031300	Groats and meal of maize (corn)	-	90	-	180
11031920	Groats and meal of rice	-	2 050	-	2 507
11031990	Groats and meal of cereals, other than wheat,maize(corn),meslin and rice	-	74	-	125

Tabel 3 : Ekspor Indonesia menurut Komoditi (Kode HS 8 digit)

Mei 2021

Kode H S	Uraian golongan barang	Berat bersih (Kg)		Nilai F.O.B. (U S \$)	
		Bulan ini	Kumulatif	Bulan ini	Kumulatif
(1)	(2)	(3)	(4)	(5)	(6)
11041200	Rolled or flaked grains of oats	-	1	-	1
11041910	Rolled or flaked grains of maize (corn)	-	198 550	-	91 748
11042990	Worked cereal grains (for example, hulled, pearled, sliced or kibbled), other than oats, maize (corn) and barley	-	0	-	1
11043000	Germ of cereals, whole, rolled, flaked or ground	144 000	4 994 594	50 400	1 828 794
11051000	Flour, meal and powder of potatoes	33 000	91 429	28 492	90 887
11061000	Flour, meal and powder of the dried leguminous vegetables	-	167	-	1 022
11062010	Flour, meal and powder of manioc (cassava)	5 324	128 294	4 260	59 254
11062020	Flour, meal and powder of sago	151 500	1 366 138	25 755	237 745
11062030	Flour, meal and powder of sweet potato (Ipomoea Batatas)	-	275 665	-	95 212
11062090	Flour,meal & powder of oth sago/of roots/ tubers of 0714,oth than manioc/cassava,sago,sweet potato/ipomoea batatas	78 002	78 578	637 794	639 073
11063000	Flour, meal and powder of the products of edible fruit and nuts	478 014	2 337 760	1 998 871	9 591 356
11081100	Wheat starch	-	50	-	101
11081200	Maize (corn) starch	4 906 000	16 868 637	2 338 827	7 450 494
11081300	Potato starch	-	209 500	-	153 982
11081400	Manioc (cassava) starch	5 970 782	163 334 316	2 713 317	67 326 659
11081910	Sago starch	44 005	225 391	9 916	147 956
11081990	Starches other than wheat, maize(corn), potato, manioc(cassava), sago	2 852	152 249	5 897	61 974
11082000	Inulin	-	0	-	1
12019000	Soya beans, other than seed, whether or not broken	225 100	1 064 736	57 767	335 267
12023000	Ground-nuts, seeds, not roasted or otherwise cooked, whether or not shelled or broken	-	32	-	184
12024100	Ground-nuts, other than seed, not roasted or otherwise cooked, in shell	181 158	639 077	379 571	1 241 002
12024200	Ground-nuts, other than seed, not roasted or otherwise cooked, shelled, whether or not broken	3 493	24 955	1 334	65 788
12030000	Copra	3 242 917	20 917 759	3 778 073	24 101 042
12060000	Sunflower seeds, whether or not broken	10	11	251	278
12071010	Palm nuts suitable for sowing/planting, whether or not broken	-	424	-	55 164
12071030	Kernels, whether or not broken	1 950 000	5 750 000	1 174 083	3 466 530
12071090	Palm nuts not suitable for sowing/planting, whether or not broken	1 375 300	7 657 090	152 036	815 172
12072900	Cotton seeds, other than seed	120 600	757 150	29 891	182 607
12073000	Castor oil seeds	-	4 521	-	10 667
12074010	Sesamum seeds, edible	-	345 000	-	447 845
12074090	Sesamum seeds, other than edible	64 500	253 383	83 622	403 642
12077000	Melon seeds	6	6	2 909	2 909
12079990	Oil seeds and oleaginous fruit other than HS 1201.10.10 - 1207.99.50, whether or not broken	-	204 000	-	71 280
12081000	Flours and meals of soya beans	-	6 123	-	8 220
12089000	Flours and meals of oil seeds or oleaginous fruits, other than those of mustard and soya beans	-	24	-	7 522
12092990	Seeds of forage plants other than lucerne, clover, fescue, kentucky blue grass, rye grass, timothy grass,beet,for sowing	20 001	80 029	44 388	188 788
12093000	Seeds of herbaceous plants cultivated principally for their flowers	79	487	163 803	1 430 035
12099190	Vegetable seeds, other than onion seeds, for sowing	42 170	497 645	99 766	1 618 514
12099990	Seeds,fruit and spores,o.t seeds of(sugar beet,forage plants,herbaceous plants,onion,rubber tree,kenaf), for sowing	516	279 202	6 284	591 556
12112000	Ginseng roots, fresh, chilled, frozen or dried, whether or not cut, crushed or powdered	34	245	3 128	6 526
12119012	Cannabis used primarily in pharmacy, not in cut, crushed or powdered form	-	2 292	-	11 095
12119016	Plants&its parts,used primarily in pharmacy,o.t HS 1211.90.11-1211.90.15,fresh,chilled,frozen/dried,in cut,crush/powder	-	21 550	-	69 564
12119019	Plant&its part,used primarily in pharmacy,o.t HS 1211.90.11-1211.90.16,fresh,chill,frozen/dried,not in cut,crush/powder	3	5 985	160	22 575
12119091	Pyrethrum used primarily in not pharmacy, in cut, crushed or powdered form, fresh, chilled, frozen/ dried	206 809	558 383	197 768	598 186

Tabel 3 : Ekspor Indonesia menurut Komoditi (Kode HS 8 digit)

Mei 2021

Kode H S	Uraian golongan barang	Berat bersih (Kg)		Nilai F.O.B. (U S \$)	
		Bulan ini	Kumulatif	Bulan ini	Kumulatif
(1)	(2)	(3)	(4)	(5)	(6)
12119092	Pyrethrum used primarily in not pharmacy, not in cut, crushed or powdered form,fresh, chilled, frozen/ dried,	-	3 220	-	18 998
12119094	Sandalwood chips used primarily in not pharmacy, fresh, chilled, frozen/ dried, whether/ not cut, crushed/ powdered	7 635	72 513	76 163	261 946
12119095	Agarwood (Gaharu) chips used primarily in not pharmacy,fresh,chilled,frozen/ dried, whether/ not cut, crushed/ powdered	73 057	585 956	578 508	5 648 834
12119097	Bark of persesea used primarily in not pharmacy,fresh,chilled,frozen/ dried,whether/ not cut, crushed/ powdered	-	35 032	-	102 714
12119098	Plant&its part,used primarily not in pharmacy,o.t HS 1211.90.91-1211.90.97 in cut/crush/powder, fresh,chill,frozen/dried	327 206	2 300 919	511 878	3 776 040
12119099	Plant&its part, primarily not in pharmacy,o.t HS 1211.90.91-1211.90.97,not in cut/crush/powder, fresh,chill,frozen/dried	373 176	1 758 750	1 068 482	6 238 762
12122111	Euचेuma spinosum fit for human consumption, dried but not ground	992 380	7 255 246	466 956	3 526 839
12122112	Euचेuma cottonii fit for human consumption, dried but not ground	8 886 679	41 087 417	11 947 825	54 546 053
12122113	Gracilaria spp fit for human consumption, dried but not ground	3 288 145	18 219 594	2 107 314	10 897 953
12122115	Sargassum spp fit for human consumption, dried but not ground	138 790	347 428	40 001	109 215
12122119	Seaweeds&other algae for human consumption,dried but not ground,o.t E.spinolum,E.cottonii,Gracilaria,Gelidium,Sargassum	-	44 000	-	65 057
12122190	Seaweeds and other algae fit for human consumption, other than dried and not ground	1 083 714	6 001 117	1 291 070	7 192 329
12122919	Seaweeds and other algae, fresh, chilled or dried, not fit for human consumption, other than used in pharmacy	443 107	4 256 986	126 254	1 078 041
12122920	Seaweeds&other algae,fresh,chilled/dried,not human consumpntn,oth than in dyeing,tanning,perfumery,pharmacy,insect,fungi	101 318	780 493	64 586	297 932
12122930	Seaweeds&other algae,frozen, not human consumption, other than in dyeing, tanning, perfumery, pharmacy, insect, fungi	35	35	350	350
12129100	Sugar beet, fresh, chilled, frozen or dried, of a kind used primarily for human consumption	-	7 475	-	7 958
12129200	Locust beans (carob) fresh, chilled, frozen or dried, of a kind used primarily for human consumption	125	275	315	611
12129390	Sugar cane other than suitable for planting	16 800	65 440	3 898	15 254
12129910	Stones and kernels of apricot, peach (including nectarine) or plum of a kind used primarily for human consumption	-	30	-	166
12129990	Vegetable products of a kind used primarily for human consumption other than HS 1212.21.11 - 1212.99.10	243 041	1 624 236	277 084	3 376 229
12130000	Cereal straw and husks, unprepared, whether or not chopped, ground, pressed or in the form of pellets	13 500	91 500	2 257	31 868
12141000	Lucerne (alfalfa) meal and pellets	-	189	-	200
12149000	Swedes,mangolds,fodder roots,hay,clover,sainfoin,forage kale,lupines, vetches&other forage, or in the form of pellets	8 950	18 050	1 830	3 595
13012000	Gum Arabic	50	5 225	156	6 915
13019040	Lac	32 734	348 643	87 536	888 237
13019090	Natural gums, resins, gum-resins and oleoresins, other than gum arabic, cannabis resins, lac	2 623 998	18 742 518	3 160 257	23 594 185
13021200	Vegetable saps and extracts of liquorice	1	1	10	10
13021400	Vegetable saps and extracts of ephedra	1 200	1 600	46 668	60 776
13021940	Vegetable saps and extracts of pyrethrum or of the roots of plants containing rotenone	30 506	105 951	61 443	184 421
13021990	Vegetable saps and extracts, other than of opium, liquorice, hops, ephedra, cannabis,pyrethrum,japan/chinese lacquer	216 393	1 257 308	157 117	462 515
13022000	Pectic substances, pectinates and pectates	36 162	251 119	55 418	329 287
13023100	Agar-agar	20 071	433 777	300 428	5 797 529
13023200	Mucilages and thickeners, whether or not modified, derived from locust beans, locust bean seeds or guar seeds	25	25	524	527
13023911	Carrageenan powder, Semirefined	807 001	4 538 750	4 955 706	27 470 907

Tabel 3 : Ekspor Indonesia menurut Komoditi (Kode HS 8 digit)

Mei 2021

Kode H S	Uraian golongan barang	Berat bersih (Kg)		Nilai F.O.B. (U S \$)	
		Bulan ini	Kumulatif	Bulan ini	Kumulatif
(1)	(2)	(3)	(4)	(5)	(6)
13023912	Carrageenan powder, Refined	25 044	149 586	376 681	2 192 742
13023913	Carrageenan, alkali treated carrageenan chips (ATCC)	79 250	242 252	443 957	1 444 121
13023919	Carrageenan, other than powder(refined and semirefined), alkali treated carrageenan chips (ATCC)	14 502	75 802	104 263	529 836
13023990	Mucilages and thickeners, whether or not modified, other than agar-agar, locust bean, carrageenan	86 837	305 012	522 201	1 977 715
14011000	Bamboos, of a kind used primarily for plaiting	162 759	1 304 775	103 322	1 022 590
14019000	Vegetable materials of a kind used primarily for plaiting other than bamboo and rattans	24 083	72 542	8 381	150 982
14042000	Cotton linters	14 343	67 650	34 780	150 162
14049020	Vegetable products nec or included of a kind used primarily in tanning or dyeing, other than cotton linters	170 124	934 028	50 650	356 197
14049030	Kapok	582 729	4 484 317	357 257	3 275 071
14049091	Palm kernel shells	261 039 649	1 489 318 700	26 269 445	143 639 141
14049099	Vegetable products nec or included oth used primarily in tanning/ dyeing,oth than HS 1404.20.00 - 1404.90.92	3 192 807	13 170 880	838 855	3 454 674
15019000	Poultry fat, other than that of heading 0209 or 1503	3 114	11 367	10 743	40 065
15041090	Fish-liver oils and their fractions other than solid fraction	2	32 002	1	39 497
15042010	Fats and oils and their fractions, of fish, other than liver oils, solid fractions	80 550	322 227	111 075	467 949
15042090	Fats and oils and their fractions, of fish, other than liver oils, other than solid fractions	15 600	146 782	19 812	208 357
15050090	Wool grease and fatty substances derived therefrom, other than lanolin	-	2 500	-	18 000
15091010	Virgin olive oil, not chemically modified, not solvent extraction, in packings of a net weight not exceeding 30 kg	4	17	35	277
15091090	Virgin olive oil, not chemically modified, not solvent extraction, in packings of a net weight exceeding 30 kg	-	37	-	308
15099091	Fractions of refined olive oil, not chemically modified, not solvent extraction, in packings of a net weight <= 30 kg	-	200	-	330
15099099	Fractions of refined olive oil, not chemically modified, not solvent extraction, in packings of a net weight > 30 kg	-	1	-	11
15100010	Crude oil, obtained solely from olives, solvent extraction, but not chemically modified	2	282 028	2	155 874
15100090	Fractions of refined oil,obtained solely from olives,not chemically modified,blend with oils/fraction of heading 1509	-	18	-	495
15111000	Crude palm oil, not chemically modified	179 015 029	1 333 616 138	203 218 102	1 371 346 696
15119020	Refined palm oil, not chemically modified	816 330 160	3 124 929 303	837 993 995	3 007 761 083
15119031	Solid fractions of refined palm oil, not chemically modified, with iodine value 30 or more, but less than 40	186 438 967	924 808 613	186 491 210	877 739 497
15119032	Solid fractions of refined palm oil, not chemically modified, with iodine value 40 or more	40 288 595	198 716 945	40 530 398	191 938 456
15119036	Liquid fractions of refined palm oil, not chemically modified, in packing of a net weight not exceeding 25 kg	105 870 742	497 086 612	119 919 289	537 956 895
15119037	Liquid fractions of refined palm oil, not chemically modified, in packing of a net weight>25kg, with 55<=iodine value<60	856 534 835	4 206 963 927	868 154 614	4 023 249 225
15119039	Liquid fractions of refined palm oil,not chemically modified,packing net weight>25kg,iodine value<55 or iodine value>=60	16 450 713	111 444 828	17 284 929	109 289 852
15119049	Solid fractions of unrefined palm oil, not chemically modified, with packing of a net weight exceeding 25 kg	9 999 995	10 201 545	10 691 496	10 889 217
15121910	Fractions of unrefined sunflowerseed oil or safflower oil, not chemically modified	4	7	1	5
15121990	Sunflower-seed or safflower oil and fractions other than crude oil, unrefined, refined, not chemically modified	49	497	7	155
15122990	Cotton-seed oil and its fractions other than crude oil and fraction of unrefined oil, not chemically modified	-	1	-	1
15131100	Crude oil of coconut (copra) oil, not chemically modified	31 748 352	105 980 885	48 439 274	152 536 327
15131910	Fractions of unrefined coconut oil, not chemically modified	14 771	1 441 017	25 144	1 636 103
15131990	Coconut (copra) oil and its fractions other than crude oil and fraction of unrefined oil, not chemically modified	34 949 212	141 440 993	57 239 743	217 693 566
15132110	Crude oil of palm kernel, not chemically modified	-	12 055 209	-	17 105 998

Tabel 3 : Ekspor Indonesia menurut Komoditi (Kode HS 8 digit)

Mei 2021

Kode H S	Uraian golongan barang	Berat bersih (Kg)		Nilai F.O.B. (U S \$)	
		Bulan ini	Kumulatif	Bulan ini	Kumulatif
(1)	(2)	(3)	(4)	(5)	(6)
15132190	Crude oil of babassu, not chemically modified	253	2 118	503	8 989
15132913	Unsolid fractions of unrefined palm kernel oil (palm kernel oil), not chemically modified	-	2	-	2
15132991	Solid fractions of refined palm kernel oil, not chemically modified	17 332 752	76 558 118	25 901 673	105 069 521
15132994	Palm kernel olein, refined, bleached and deodorized (RBD), not chemically modified	25 595 684	76 675 559	34 089 199	97 180 378
15132995	Palm kernel oil, RBD, not chemically modified	64 808 594	345 504 829	90 882 656	443 408 970
15151100	Crude oil of linseed oil, not chemically modified	60	138	9	184
15151900	Linseed oil and its fractions, other than crude oil, not chemically modified	15	413 665	282	2 240
15153090	Castor oil and its fractions, other than crude oil, but not chemically modified	-	26 000	-	42 907
15155090	Fractions of refined sesame oil, but not chemically modified	-	401	-	4 172
15159021	Crude oil of Tung oil, but not chemically modified	-	500	-	11 000
15159029	Fractions of refined Tung oil, but not chemically modified	-	170	-	5 432
15159039	Fractions of refined Jojoba oil, but not chemically modified	-	2	-	99
15159091	Crude oil of other fixed vegetable fats&oils, o.t HS 1515.11.00-1515.90.39, but not chemically modified	-	75 200	-	106 416
15159099	Fractions of refined oil of other fixed vegetable fats&oils, o.t HS 1515.11.00-1515.90.39, but not chemically modified	81 404	489 897	497 768	2 302 434
15162012	Vegetable fats and oils and their fractions of oil palm fruit, crude, reesterified, but not further prepared	-	708 050	-	625 053
15162013	Vegetable fats and oils & their fractions of oil palm fruit, oth than crude, reesterified, but not further prepared	2 399 099	15 398 229	1 748 943	11 674 960
15162014	Vegetable fats and oils and their fractions of coconuts, reesterified, but not further prepared	87 082	1 069 874	324 152	3 395 726
15162015	Vegetable fats and oils and their fractions of palm kernels, crude, reesterified, but not further prepared	1 209 640	6 957 584	3 011 428	17 310 854
15162016	Vegetable fats & oils and their fractions of palm kernels, refined, bleached and deodorized (RBD), reesterified	114 680	432 400	146 405	546 747
15162019	Vegetable fats and oils and their fractions, reesterified, but not further prepared, other than HS 1516.20.11-1516.20.18	333 454	1 380 543	373 296	1 540 266
15162031	Vegetable fats&oils & their fractions of groundnuts, coconuts, soya beans, hydrogenated, in flakes, not further prepared	-	360 365	-	491 078
15162034	Vegetable fats & oils & their fractions of palm oil, hydrogenated, in flakes, not further prepared	2 883 900	38 550 040	3 083 574	38 072 336
15162035	Vegetable fats & oils & their fractions of palm kernels, hydrogenated, in flakes, not further prepared	1 743 140	9 129 080	2 451 253	12 163 663
15162042	Vegetable fats & oils & their fractions of coconuts, hydrogenated, in oth forms, not further prepared	45 380	282 935	101 649	489 424
15162043	Vegetable fats & oils & their fractions of groundnuts, hydrogenated, in oth forms, not further prepared	-	252 000	-	244 083
15162044	Vegetable fats & oils & their fractions of linseed, hydrogenated, in oth forms, not further prepared	-	2 470	-	3 927
15162045	Vegetable fats & oils & their fractions of olives, hydrogenated, in oth forms, not further prepared	-	15 500	-	18 010
15162046	Vegetable fats & oils & their fractions of palm oil fruit, hydrogenated, in oth forms, not further prepared	6 879 559	81 632 075	5 795 968	65 755 799
15162047	Vegetable fats & oils & their fractions of palm oil kernels, hydrogenated, in oth forms, not further prepared	6 574 796	33 537 214	7 803 141	37 537 598
15162049	Vegetable fats&oils&their fractions, hydrogenated, in oth forms, not further prepared, oth than HS 1516.20.41-1516.20.48	431 080	1 744 842	352 221	2 037 251
15162052	Vegetable fats & oils & their fractions of olives, interesterified, not further prepared	629 200	5 671 200	627 237	5 453 558
15162054	Vegetable fats & oils & their fractions of groundnuts, palm oil & coconuts, interesterified, not further prepared	1 475 180	5 958 007	1 755 614	6 986 808
15162059	Vegetable fats&oils & their fractions, inter-esterified, not further prepared, other than HS 1516.20.51-1516.20.54	631 200	2 971 832	862 111	3 619 793
15162062	Refined bleached&deodorised (RBD) palm stearin, elaidinised, with an iodine value not exceeding 48,not further prepared	629 000	3 350 000	702 066	3 578 700

Tabel 3 : Ekspor Indonesia menurut Komoditi (Kode HS 8 digit)

Mei 2021

Kode H S	Uraian golongan barang	Berat bersih (Kg)		Nilai F.O.B. (U S \$)	
		Bulan ini	Kumulatif	Bulan ini	Kumulatif
(1)	(2)	(3)	(4)	(5)	(6)
15162091	Palm stearin, elaidinised, with an iodine value exceeding 48, not further prepared	753 600	5 015 650	841 376	5 281 202
15162094	Fats & oils and their fractions of soya beans, elaidinised, not further prepared	-	2 000	-	3 900
15162096	Refined, bleached and deodorised (RBD) palm kernel stearin, elaidinised, not further prepared	1 211 500	10 549 917	1 892 055	16 436 281
15162098	Fats & oils and their fractions of ground-nuts, of oil palm or of coconuts, elaidinised, not further prepared	1 326 830	7 927 985	1 993 334	11 138 500
15162099	Vegetables fats & oils and their fractions, elaidinised, not further prepared, other than HS 1516.20.91-1516.20.98	1 451 563	13 795 324	2 125 926	19 262 874
15171010	Margarine, excluding liquid margarine, in airtight container for retail sale	3 388 650	19 218 898	3 284 803	17 595 354
15171090	Margarine, excluding liquid margarine, other than in airtight container for retail sale	3 767 574	19 648 129	3 778 718	17 852 517
15179010	Imitation ghee	1 277 460	4 162 531	1 467 505	4 196 683
15179020	Liquid margarine	27 094	48 380	5 175	14 806
15179043	Shortening	77 317 036	405 981 790	78 637 580	401 268 411
15179050	Solid mixtures or preparations of vegetable fats or oils or of their fractions	-	42 540	-	39 562
15179063	Liquid mixtures/preparations of vegetable fats/oils/of their fractions, oth palm oil predominates, packings <= 25 kg	-	11 520	-	14 040
15179064	Liquid mixtures/preparations of vegetable fats/oils/of their fractions, oth palm oil predominates, packings >25 kg	-	403 200	-	653 450
15179068	Liquid mixtures/preparations of vegetable fats/oils or of their fractions in which illipe nut oil predominates	600	203 406	6 600	572 729
15179090	Edible mix/preparations of animal/vegetable fats/oils/fractions of different fats/oils nec in 1517.90, o.t heading 15.16	10 358 956	73 400 026	15 092 527	94 442 345
15180014	Groundnut/soyabean/palm/coconut oil, boiled/oxidised/ dehydrated/sulphurised/blown/ polymerised /chemically modified	216 030	1 634 882	242 020	1 786 698
15180016	Olive oil & its fractions, boiled/oxidised/ dehydrated/sulphurised/blown/ polymerised /chemically modified	-	132	-	1 183
15180019	Veg fats&oil&its fractions, boiled/oxidise/ dehydrate/sulphurise/blown/polymerised/chemically modified o.t 1518.00.14-16	-	171 571	-	138 521
15180031	Inedible mixtures or preparations of the palm oil fruits or of palm oil kernels	14 721 889	60 714 511	16 592 690	61 173 341
15180036	Inedible mixtures or preparations of soya beans or coconuts	-	820	-	1 480
15180039	Inedible mixtures/preparations of vegetable fats/oils/of fracti.ons of different fats/oils o.t 1518.00.31-1518.00.37	4 847 020	21 946 757	4 994 165	19 907 174
15180060	Inedible mixtures/preparations of animal fats/oils or of fractions thereof and vegetable fats/oils/fractions thereof	9 877 330	42 173 033	7 976 926	32 752 116
15200010	Crude glycerol	67 693 050	300 450 923	29 933 047	98 535 475
15200090	Glycerol, glycerol waters and glycerol lyes, oth than crude glycerol	58 550	491 677	52 685	194 965
15211000	Vegetable waxes, whether or not refined or coloured	23 000	46 006	21 850	42 595
15219010	Beeswax and oth insect waxes, whether or not refined or coloured	-	16	-	58
15220090	Residues resulting from the treatment of fatty substances or animal or vegetable waxes	1 014 905	13 276 016	663 354	7 497 857
16010010	Sausages & similar products of meat/meat offal/blood, food preparation base on it, in airtight container for retail sale	912	11 039	1 756	27 523
16010090	Sausages&similar products of meat/meat offal/blood, food preparation based on, not in airtight container for retail sale	1 503	12 103	3 174	19 511
16023191	Meat, meat offal or blood, mechanically deboned or separated meat of turkey, not in airtight container for retail sale	1 107	10 852	1 324	23 512
16023210	Prepared or preserved of chicken curry, in airtight containers for retail sale	-	260	-	1 341
16023290	Prepared/preserved of meat,meat offal/blood fowls of species Gallus domesticus, o.t chicken curry in airtight container	5 303	39 618	14 522	130 828

Tabel 3 : Ekspor Indonesia menurut Komoditi (Kode HS 8 digit)

Mei 2021

Kode H S	Uraian golongan barang	Berat bersih (Kg)		Nilai F.O.B. (U S \$)	
		Bulan ini	Kumulatif	Bulan ini	Kumulatif
(1)	(2)	(3)	(4)	(5)	(6)
16023900	Prepared or preserved meat, meat offal or blood of poultry in heading 0105, other than turkeys&species Gallus domesticus	-	20	-	10
16025000	Prepared or preserved meat, meat offal or blood of bovine animals	1 511	33 646	2 545	137 897
16029010	Mutton curry, in airtight containers for retail sale	35	70	228	459
16029090	Prepared or preserved meat, meat offal, including blood of animals, other than 1602.10.10-1602.90.10	16 074	89 332	45 965	172 638
16030000	Extracts and juices of meat, fish or crustaceans, molluscs or oth aquatic invertebrates	18 800	163 140	43 415	329 520
16041110	Salmon whole or in pieces, but not minced, in airtight containers for retail sale	-	19 701	-	184 982
16041190	Salmon whole or in pieces, but not minced, not in airtight containers for retail sale	-	33 550	-	202 728
16041311	Sardines, whole or in pieces, but not minced, in airtight containers for retail sale	756 635	4 876 873	1 872 062	11 540 902
16041319	Sardines, whole or in pieces, but not minced, not in airtight containers for retail sale	447 383	2 706 990	1 110 609	6 598 281
16041399	Sardinella and bristling or sparts, whole or in pieces, but not minced, not in airtight containers for retail sale	16 875	68 573	35 501	149 111
16041411	Tunas, whole or in pieces, but not minced, in airtight containers for retail sale	3 115 493	21 343 536	13 081 505	92 710 017
16041419	Skipjack and bonito (Sarda spp) whole or in pieces, but not minced, in airtight containers	199 395	1 724 535	756 324	5 754 782
16041490	Tunas, skipjack and bonito (Sarda spp), whole or in pieces, but not minced, not in airtight containers for retail sale	784 880	3 893 307	2 908 469	14 517 399
16041510	Mackerel, whole or in pieces, but not minced, in airtight containers for retail sale	539	22 822	1 050	66 789
16041590	Mackerel, whole or in pieces, but not minced, not in airtight containers for retail sale	24 575	81 495	58 547	186 329
16041610	Anchovies, whole or in pieces, but not minced, in airtight containers for retail sale	8 000	10 070	30 000	59 693
16041710	Eels, whole or in pieces, but not minced, in airtight containers for retail sale	-	4 550	-	101 079
16041790	Eels, whole or in pieces, but not minced, not in airtight containers for retail sale	4 000	36 222	90 700	763 404
16041810	Shark fins, whole or in pieces, but not minced ready for immediate consumption	-	63	-	3 160
16041891	Shark fins, whole/in pieces, not minced, not ready for immediate consumption, in airtight containers for retail sale	2 411	20 593	35 460	224 711
16041899	Shark fins, whole/in pieces, not minced, not ready for immediate consumption, not in airtight containers for retail sale	1 360	8 751	46 249	378 682
16041990	Fish, whole or in pieces, but not minced, not in airtight containers for retail sale, oth than HS 1604.11.10-1604.19.20	18 838	60 935	149 979	526 971
16042030	Fish ball	6 867	57 582	22 661	197 581
16042040	Fish paste	5 996	314 631	23 092	909 024
16042091	Prepared or preserved fish, in airtight containers for retail sale, other than fish sausage, fish ball, fish paste	91 785	471 941	360 655	1 878 356
16042099	Prepared or preserved fish, not in airtight containers for retail sale, other than fish sausage, fish ball, fish paste	18 360	98 820	92 779	494 532
16043200	Caviar substitutes	-	14 005	-	165 527
16051010	Crab, prepared or preserved, in airtight containers for retail sale	692 352	3 736 037	20 757 226	97 613 621
16051090	Crab, prepared or preserved, not in airtight containers for retail sale	380 976	2 329 677	10 012 664	56 088 829
16052100	Shrimps and prawns, prepared or preserveed, not in airtight container	3 419 783	21 564 038	31 362 140	200 341 110
16052920	Shrimp ball, in airtight container	760 145	3 230 364	4 449 419	20 126 125
16052930	Breaded shrimp, in airtight container	674 177	3 892 193	5 441 457	31 107 885
16052990	Prepared or preserved shrimps and prawns, in airtight container, other than shrimp ball & breaded shrimp	197 665	1 041 300	2 121 193	10 605 901
16053000	Lobster, prepared or preserved	4 140	22 915	20 866	116 311

Tabel 3 : Ekspor Indonesia menurut Komoditi (Kode HS 8 digit)

Mei 2021

Kode H S	Uraian golongan barang	Berat bersih (Kg)		Nilai F.O.B. (U S \$)	
		Bulan ini	Kumulatif	Bulan ini	Kumulatif
(1)	(2)	(3)	(4)	(5)	(6)
16054000	Crustacean, other than crab, shrimps, prawns, and lobsters, prepared or preserved	-	90 615	-	1 621 178
16055200	Scallops, including queen scallops, prepared or preserved	105	3 316	798	40 669
16055410	Cuttle fish and squid, prepared or preserved, in airtight containers for retail sale	1 874	4 224	6 716	15 261
16055490	Cuttle fish and squid, prepared or preserved, not in airtight containers for retail sale	49 131	251 424	430 962	2 029 943
16055500	Octopus, prepared or preserved	42 771	247 712	403 932	2 316 302
16055600	Clams, cockles and arkshells, prepared or preserved	179 878	1 058 779	549 427	3 275 153
16055790	Abalone, prepared or preserved, not in airtight containers for retail sale	-	21 740	-	454 670
16055800	Snails, oth than sea snails prepared and preserved	71 229	243 988	501 360	1 617 757
16055900	Mollusc, o.t oysters,scallops,mussels,cuttle fish,squid,octopus,clams,cockles,arkshell,abalone,snail, prepared/preserved	-	62 599	-	224 983
16056100	Sea cucumbers, prepared or preserved	31 607	167 466	438 073	1 771 654
16056300	Jellyfish, prepared or preserved	-	33 285	-	83 213
16056900	Aquatic invertebrates, prepared or preserved, other than crustaceans, molluscs, sea cucumbers, sea urchins, jellyfish	-	12 283	-	72 397
17011200	Raw sugar of beet sugar in solid form, not containing added flavouring or colouring matter	2 680	6 565	2 801	7 696
17011400	Raw sugar of cane sugar,in solid form, not contain added flavouring/colouring matter, o.t specified in Subheading Note 2	8 644	92 426	17 859	223 852
17019100	Cane or beet sugars, chemically pure sucrose, in solid form, containing added flavouring or colouring matter	395	2 236	534	4 368
17019910	Refined sugar	20 474 533	72 901 884	10 376 123	36 291 916
17019990	Cane/beet sugars, chemically pure sucrose,in solid form,o.t raw sugar, contain flavouring/colouring matter,refined sugar	258 878	1 237 549	546 143	2 322 272
17021100	Lactose and lactose syrup, contain by 99 % or more lactose, expressed as anhydrous lactose, calculated on the dry matter	-	10 131	-	12 835
17021900	Lactose and lactose syrup, contain less than 99 % lactose, expressed as anhydrous lactose, calculated on the dry matter	47 100	482 673	11 065	197 304
17022000	Maple sugar and maple syrup	72	270	82	576
17023010	Glucose, not containing fructose or containing in the dry state less than 20 % by weight of fructose	152 000	376 935	98 290	267 773
17023020	Glucose syrup, not containing fructose or containing in the dry state less than 20 % by weight of fructose	680 499	2 376 878	590 717	2 222 725
17024000	Glucose & glucose syrup, containing in the dry state >= 20 % but < 50 % by weight of fructose, excluding invert sugar	-	1	-	1
17026020	Fructose syrup containing in the dry state more than 50 % by weight of fructose, excluding invert sugar	1 416 100	4 081 296	568 883	1 634 548
17029011	Chemically pure maltose,in dry state with fructose 50%	-	13	-	647
17029019	Maltose syrup,in dry state with fructose 50%	1 160 325	4 454 826	550 923	2 221 922
17029020	Artificial honey,whether/not mixed with natural honey,in dry with fructose 50%	9 798	37 351	19 513	76 903
17029030	Flavoured/colourd sugars (excl maltose), in dry with fructose 50%	6 700	16 748	18 190	35 445
17029040	Caramel, in dry with fructose 50%	650	1 710	2 952	6 177
17029091	Syrup of sugar, in dry state with fructose 50%	7 220	132 137	17 476	230 788
17029099	Sugar, including invert sugar and sugar syrup blends, in dry with fructose 50% other than 1702.90.11-1702.90.91	3 639 751	16 379 959	6 192 614	29 411 247
17031010	Cane molasses, containing added flavouring/colouring matter	-	15	-	21
17031090	Cane molasses, not containing added flavouring/colouring matter	37 000 496	157 546 525	5 683 896	24 754 859
17039010	Molasses, resulting from the extraction or refining of sugar, contain add flavour/colour matter,other than cane molasses	-	1 328	-	1 911
17039090	Molasses, resulting from the extraction or refining of sugar, not contain add flavour/colour matter, oth cane molasses	60 840	340 806	201 767	1 251 032
17041000	Chewing gum, whether or not sugar-coated	80 264	933 348	246 846	3 525 513
17049010	Medicated pastilles & drops, not containing cocoa	5 141	21 038	32 062	156 771
17049020	White chocolate, not containing cocoa	66 146	415 715	227 482	1 372 510

Tabel 3 : Ekspor Indonesia menurut Komoditi (Kode HS 8 digit)

Mei 2021

Kode H S	Uraian golongan barang	Berat bersih (Kg)		Nilai F.O.B. (U S \$)	
		Bulan ini	Kumulatif	Bulan ini	Kumulatif
(1)	(2)	(3)	(4)	(5)	(6)
17049091	Sugar confectionery,not contain cocoa,soft,contain gelatin,o.t chewing gum, medicated pastilles&drops, white chocolate	647 529	4 375 174	2 386 125	16 385 912
17049099	Sugar confectionery,not contain cocoa,o.t soft&contain gelatin,o.t chewing gum, medical pastilles&drops, white chocolate	2 295 974	11 987 412	5 938 712	31 697 755
18010000	Cocoa beans, whole or broken, raw or roasted	1 577 293	5 955 459	3 918 715	15 031 356
18020000	Cocoa shells, husks, skins and oth cocoa waste	484 049	2 690 633	76 202	409 971
18031000	Cocoa paste, defatted	1 221 348	4 788 918	6 800 760	24 487 678
18032000	Cocoa paste, wholly or partly defatted	2 193 300	17 624 058	4 128 167	31 130 571
18040000	Cocoa butter, fat and oil	9 065 323	54 579 541	43 270 496	272 158 107
18050000	Cocoa powder, not containing added sugar or other sweetening matter	8 330 109	48 648 241	19 026 306	103 028 883
18061000	Cocoa powder, containing added sugar or other sweetening matter	242 471	1 686 167	182 738	1 140 139
18062010	Chocolate confectionery blocks, slabs or bars weighing more than 2 kg	576 571	3 269 664	1 204 772	7 006 810
18062090	Chocolate, liquid,paste,granular or other bulk form in containers or immediate packings, of a content exceeding 2 kg	162 969	1 011 293	181 179	1 503 254
18063100	Chocolate and other food preparations containing cocoa, filled, in blocks, slabs, bars, weight <= 2kg	24 084	168 273	128 560	1 030 031
18063200	Chocolate and other food preparations containing cocoa, not filled, in blocks, slabs, bars, weight <= 2kg	3 877	68 191	23 900	345 252
18069010	Chocolate confectionery in tablets or pastilles	41 553	318 024	194 942	1 707 965
18069030	Food preparations of flour, meal, starch/malt extract, contain >=40 % but < 50 % by weight of cocoa	2 117	3 569	7 328	14 322
18069040	Food preparation of head 04.01-04.04, contain >=5% but <10% by weight of cocoa,for infant/young children,not retail sale	885	4 465	3 310	15 380
18069090	Chocolate and food preparation contain cocoa other than 1806.10.00-1806.90.40	573 059	5 505 159	1 728 654	13 352 633
19011010	Preparations suitable for infants or young children of malt extract, not contain or contain < 40% cocoa, for retail sale	70 465	190 254	367 567	994 944
19011020	Preparations suitable for infants or young children of HS 04.01-04.04, not contain or contain <5% cocoa,for retail sale	695 479	3 349 434	2 453 573	11 434 785
19011030	Preparations suitable for infants or young children of soya-bean powder, not contain/contain <40% cocoa,for retail sale	64 024	209 120	213 672	683 704
19011092	Food preparations of flour,groats,meal,starch,for children 1-3 years old, for retail sale, o.t HS 1901.10.10-1901.10.91	24	24	117	117
19011099	Food preparations of flour,groats,meal,starch for infant or >3 years old,for retail sale, o.t HS 1901.10.10-1901.10.91	476 131	3 320 966	2 243 729	11 211 886
19012010	Mixes&doughs for preparation of bakers' wares of head 19.05,of flour, groats, meal,starch/malt extract,not contain cocoa	124 283	1 678 274	256 570	2 166 124
19012020	Mixes&doughs for preparation of bakers' wares of head 19.05,of flour, groats, meal,starch/malt extract, containing cocoa	-	480	-	1 028
19012030	Mixes&doughs for preparation of bakers' wares of HS 1905, not contain cocoa,oth of flour,groats,meal,starch/malt extract	58 090	813 039	106 775	1 496 963
19012040	Mixes&doughs for preparation of bakers' wares of HS 1905, contain cocoa, oth of flour,groats,meal,starch/malt extract	-	6 652	-	28 990
19019019	Food preparations suitable for infants/young children, not put up for retail sale, other than medical foods	6 080	94 240	12 733	167 179
19019020	Malt extract	18 476	142 616	170 889	1 313 499
19019031	Filled milk, of goods of heading 04.01 to 04.04	-	18 526	-	26 396
19019032	Food preparation of goods of HS 04.01-04.04, containing cocoa powder, other than filled milk	-	1 624	-	8 300
19019039	Food preparation of goods of HS 04.01-04.04, not containing cocoa powder, other than filled milk	82 868	616 602	347 682	2 026 240
19019041	Soya based preparation, in powder form	-	317	-	314
19019049	Soya based preparation, other than in powder form	2 643	21 490	13 520	109 664
19019091	Medical foods, other than preparations suitable for infants or young childrens	-	785	-	1 336

Tabel 3 : Ekspor Indonesia menurut Komoditi (Kode HS 8 digit)

Mei 2021

Kode H S	Uraian golongan barang	Berat bersih (Kg)		Nilai F.O.B. (U S \$)	
		Bulan ini	Kumulatif	Bulan ini	Kumulatif
(1)	(2)	(3)	(4)	(5)	(6)
19019099	Food preparations suitable not for infants/young children, other than 1901.10.10-1901.90.91	2 328 053	9 170 715	5 609 394	23 024 956
19021100	Uncooked pasta, not stuffed/othwise prepared, containing eggs	37 051	117 895	80 354	206 411
19021920	Rice vermicelli (including bee hoon), uncooked, not stuffed/othwise prepared, not containing eggs	25 149	240 697	26 592	106 549
19021931	Transparent vermicelli of corn, uncooked, not stuffed/otherwise prepared, not containing eggs	-	3 743	-	3 065
19021939	Transparent vermicelli, uncooked, not stuffed/otherwise prepared, not containing eggs, other than of corn	13	421	10	1 120
19021940	Noodles, uncooked, not stuffed/otherwise prepared, not containing eggs, oth than rice vermicelli& transparent vermicelli	154 383	797 906	260 391	1 203 278
19021990	Uncooked pasta, not stuffed/otherwise prepared, not containing eggs, other than rice vermicelli& transparent vermicelli	560 997	4 008 656	637 042	4 909 861
19022010	Stuffed pasta with meat or meat offal, whether or not cooked or otherwise prepared	-	15	-	49
19022030	Stuffed pasta with fish, crustaceans or molluscs, whether or not cooked or otherwise prepared	1 107	2 455	5 039	12 373
19022090	Stuffed pasta whether or not cooked/otherwise prepared,other than stuffed with meat/meat offal,fish,crustaceans/molluscs	6 511	29 451	41 992	125 038
19023020	Rice vermicelli (including bee hoon), cooked or otherwise prepared, other than stuffed	7 273	42 956	11 208	64 786
19023030	Transparent vermicelli, cooked or otherwise prepared, other than stuffed	45 289	200 846	60 355	284 142
19023040	Instant noodles, whether or not cooked or otherwise prepared, other than stuffed	10 012 533	60 287 445	16 106 211	96 489 277
19023090	Cooked pasta, not stuffed, other than rice vermicelli, transparent vermicelli, instant noodles	2 047 356	8 350 343	2 659 042	14 425 906
19030000	Tapioca & substitutes therefor prepared from starch, in the form of flakes, grains, pearls, siftings or in similar forms	802 225	5 969 212	649 089	3 860 184
19041010	Prepared food obtained by the swelling/roasting of cereals/cereal products, containing cocoa	11 819	56 583	57 699	220 316
19041090	Prepared food obtained by the swelling/roasting of cereals/cereal products, not containing cocoa	96 542	1 219 788	419 326	3 253 378
19042010	Prepared foods obtained from unroasted cereal flakes	4 963	137 260	27 362	293 144
19042090	Prepared foods obtained from mixtures of unroasted cereal flakes and roasted cereal flakes or swelled cereals	16 764	192 580	54 785	539 730
19043000	Bulgur wheat	-	1 829	-	6 816
19049010	Rice preparations, including pre-cooked rice	8 394	41 947	9 745	82 411
19049090	Cereals (oth maize (corn)), in grain form/other worked grains (except flour, groats&meal), pre?cooked/otherwise prepared	238 539	2 124 925	952 752	6 002 578
19051000	Crispbread, whether or not containing cocoa	142 359	547 648	217 436	798 439
19052000	Gingerbread and the like, whether or not containing cocoa	11 600	30 799	11 619	43 445
19053110	Sweet biscuits, not containing cocoa	3 664 987	20 543 686	9 584 339	51 046 540
19053120	Sweet biscuits, containing cocoa	2 952 833	19 308 002	6 070 795	37 682 094
19053210	Waffles	297 557	2 267 694	924 137	6 764 638
19053220	Wafers	11 360 242	56 743 845	24 974 305	132 141 129
19054090	Rusk, toasted bread & similar toasted product, containing added sugar, honey, eggs, fats, cheese or fruit	19 051	272 896	74 509	764 664
19059010	Unsweetened teething biscuits	1 372 660	5 935 770	2 669 193	12 020 560
19059020	Unsweetened biscuits, other than teething biscuits	42 539	447 458	106 297	921 537
19059030	Cakes	31 490	196 861	67 436	642 874
19059040	Pastries	9 575	270 246	20 119	531 117
19059050	Flourless bakers' wares	2 064	9 845	2 282	13 934
19059070	Communion wafers, sealing wafers, rice paper and similar products	742	4 007	1 058	9 689
19059080	Crisp savoury food products, nec in heading 1905, whether or not containing cocoa	238 592	1 418 071	663 895	3 889 160

Tabel 3 : Ekspor Indonesia menurut Komoditi (Kode HS 8 digit)

Mei 2021

Kode H S	Uraian golongan barang	Berat bersih (Kg)		Nilai F.O.B. (U S \$)	
		Bulan ini	Kumulatif	Bulan ini	Kumulatif
(1)	(2)	(3)	(4)	(5)	(6)
19059090	Bread,pastry,cake,biscuit&oth bakers' wares,won contain cocoa,sealing wafer,rice paper&sim, o.t HS 1905.10.00-1905.90.80	829 055	5 626 468	1 965 614	12 787 041
20011000	Cucumbers and gherkins, prepared or preserved by vinegar or acetic acid	-	1	-	2
20019090	Vegetables,fruit,nuts&other edible parts of plants, prepared/preserved by vinegar/acetic acid,o.t cucumber,gherkin,onion	163	6 457	1 137	23 333
20021000	Tomatoes, whole or pieces, prepared or preserved otherwise than by vinegar or acetic acid	1	1	31	31
20029020	Tomato powder, prepared or preserved otherwise than by vinegar or acetic acid	-	100	-	828
20029090	Tomatoes not whole or in pieces, prepared/preserved otherwise than by vinegar or acetic acid, other than paste&powder	-	0	-	1
20031000	Mushrooms of the genus Agaricus, prepared or preserved othwise than by vinegar or acetic acid	121 692	780 679	212 428	1 419 757
20039090	Mushrooms, prepared or preserved othwise than by vinegar or acetic acid, other than mushrooms of the genus Agaricus	-	315	-	1 106
20041000	Potatoes, prepared or preserved otherwise than by vinegar or acetic acid, frozen, other than products of heading 20.06	171	1 137	191	1 158
20049010	Vegetable&mix,preserved o.t by vinegar/acetic acid,frozen,o.t 20.06,o.t tomato,mushroom,potato, for infant/young child	1 251	3 672	4 987	12 445
20049090	Vegetable&mix,preserved o.t by vinegar/acetic acid,frozen,o.t 20.06,o.t tomato,mushroom,potato,not for infant/youngchild	115 168	587 687	252 762	1 373 239
20052011	Potatoes chips&sticks in airtight container, retail sale, not frozen,not prepared/preserved by vinegar/acetic acid	2 786	95 611	14 154	369 657
20052019	Potato chips&sticks not in airtight container, not retail sale,not frozen,not prepared/preserved by vinegar/acetic acid	9 653	37 176	38 111	89 170
20052099	Potato not in airtight container,not retail sale,not frozen,not prepared/preserved by vinegar/acetic acid,o.t chip&stick	2 070	4 454	21 078	50 293
20054000	Peas, prepared or preserved otherwise than by vinegar or acetic acid, not frozen, other than products of heading 20.06	-	762	-	2 713
20055100	Beans,shelled, prepared/preserved otherwise than by vinegar/acetic acid, not frozen,other than products of heading 20.06	-	6 186	-	9 067
20055910	Beans in airtight container,retail sale, prepared/preserved otherwise than by vinegar/acetic acid,not frozen,o.t shelled	-	98	-	384
20055990	Beans o.t in airtight container for retail sale, prepared/preserved oth by vinegar/acetic acid,not frozen,o.t shelled	-	242	-	522
20058000	Sweet corn, prepared/preserved otherwise than by vinegar/acetic acid, not frozen, other than products of heading 20.06	-	20	-	342
20059100	Bamboo shoots,prepared/preserved otherwise than by vinegar/acetic acid, not frozen, other than products of heading 20.06	-	120	-	40
20059910	Vegetbl&mix of vege in airtight container,retail sale,prepare/preserve o.t vinegar/acetic acid, o.t HS 2005.10-2005.91	300	6 412	164	13 711
20059990	Vegetbl&mix of vege not in airtight container,not retail,prepare/preserve oth vinegar/acetic acid,o.t HS 2005.10-2005.91	143 361	892 803	203 566	1 070 685
20060000	Vegetables, fruit, nuts, fruit-peel and other parts of plants, preserved by sugar (drained, glace or crystallised)	-	18 789	-	29 809
20071000	Jams,fruit jellies, marmalades,fruit/nut, homogenised preparations, obtained by cooking, won cont added sugar/oth sweet	47 404	121 561	73 172	189 183
20079100	Jams, jellies,marmalades,of citrus fruit,not homogenised preparations,obtained by cooking,won cont added sugar/oth sweet	42	1 704	293	1 587

Tabel 3 : Ekspor Indonesia menurut Komoditi (Kode HS 8 digit)

Mei 2021

Kode H S	Uraian golongan barang	Berat bersih (Kg)		Nilai F.O.B. (U S \$)	
		Bulan ini	Kumulatif	Bulan ini	Kumulatif
(1)	(2)	(3)	(4)	(5)	(6)
20079910	Fruit pastes oth of mangoes, pineapples or strawberries,not homogenised preparations,won cont added sugar/oth sweet	24 340	70 512	46 386	213 062
20079920	Jams and fruit jellies oth of citrus fruit,not homogenised preparations,won cont added sugar/oth sweet	2 369	12 960	8 864	41 336
20079990	Fruit pastes of mangoes, pineapples or strawberries,not homogenised preparations,won cont added sugar/oth sweet	166 823	1 113 202	508 452	3 010 018
20081110	Roasted ground nuts, otherwise prepared/preserved won contain sugar/sweetening matter	54 424	486 492	180 447	1 529 244
20081120	Peanut butter, otherwise prepared/preserved won contain sugar/sweetening matter	16 520	124 509	43 982	313 373
20081190	Ground nuts, otherwise prepared/preserved won contain sugar/sweetening matter, other than roasted&peanut butter	52 324	413 733	196 892	1 332 704
20081910	Cashew nut including mixture, otherwise prepared/preserved won contain sugar/sweetening matter	6 271	50 620	71 506	407 425
20081991	Nut including mixture,roasted,otherwise prepared/preserved won contain sugar/sweetening matter,o.t gorund nut,cashew nut	450	20 672	1 863	23 529
20081999	Nut including mixture,not roasted,otherwise prepared/preserved won contain sugar/sweetening matter,other than cashew nut	48 717	327 767	110 858	679 472
20082010	Pineapple in airtight container, for retail sale, otherwise prepared/preserved won contain sugar/sweetening matter	230	854	904	2 473
20082090	Pineapple not in airtight container for retail sale, otherwise prepared/preserved won contain sugar/sweetening matter	15 193 144	84 316 933	18 440 895	105 740 123
20083010	Citrus fruits, otherwise prepared/preserved, containing added sugar or other sweetening matter or spirit	90	601	97	650
20083090	Citrus fruits, otherwise prepared/preserved, not containing added sugar or other sweetening matter or spirit	1 158	8 500	93	3 221
20089710	Mix of stems,roots&other edible parts of plants,not incl fruits/nuts won contain added sugar/other sweetener or spirit	-	3 475	-	14 014
20089720	Mix of stems,roots&other edible parts of plants, including fruits/nuts, contain added sugar/other sweetener or spirit	300 134	2 656 304	329 678	3 153 406
20089790	Mix of stems,roots&other edible parts of plants, including fruits/nuts, not contain added sugar/other sweetener/spirit	-	250	-	104
20089920	Longans, otherwise prepared/preserved whether or not contain sugar/sweetening matter	-	252	-	433
20089930	Stems,roots&other edible part of plant,not incl fruit/nut,othwise prepared/preserved won contain sugar/sweetening matter	19 335	162 746	10 796	135 855
20089940	Stems,roots&other edible part of plant,including fruit/nut,othwise prepared/preserved, contain sugar/sweetening matter	18 144	36 288	18 144	36 288
20089990	Stems,roots&other edible part of plant,includ fruit/nut,othwise prepared/preserved, not contain sugar/sweetening matter	615 518	3 745 483	1 050 312	6 109 500
20091900	Orange juice, not frozen, of a Brix value exceeding 20	13 055	67 464	11 498	79 377
20092900	Grapefruit (including pomelo) juice, of a brix value exceeding 20	2 700	14 359	11 101	71 504
20093900	Juice of any other single citrus fruit, of a brix value exceeding 20	2 400	2 400	12 800	12 800
20094100	Pineapple juice, of a brix value not exceeding 20	-	16 800	-	6 421
20094900	Pineapple juice, of a brix value exceeding 20	1 814 810	11 032 101	3 083 260	19 780 174
20096900	Grape juice (including grape must), of a brix value exceeding 20	119	3 178	164	7 776
20097900	Apple juice, of a brix value exceeding 20	1 208	8 143	6 535	38 598
20098190	Cranberry juice not suitable for infants or young children	1 501	10 001	215	1 428
20098999	Juice, other than HS 2009.11.00-2009.89.10, not suitable for infants or young children	120 230	498 732	129 592	587 525
20099091	Mixtures of juices, not suitable for infants or young children, ready for immediate consumption	22 433	890 751	136 476	457 536
20099099	Mixtures of juices, not suitable for infants or young children, not ready for immediate consumption	14 000	28 631	98 321	236 328
21011110	Instant coffee	2 628 291	17 292 747	7 800 272	55 432 031
21011190	Extracts, essences and concentrates of coffee, other than instant coffee	64 649	712 456	366 335	3 382 964

Tabel 3 : Ekspor Indonesia menurut Komoditi (Kode HS 8 digit)

Mei 2021

Kode H S	Uraian golongan barang	Berat bersih (Kg)		Nilai F.O.B. (U S \$)	
		Bulan ini	Kumulatif	Bulan ini	Kumulatif
(1)	(2)	(3)	(4)	(5)	(6)
21011210	Mixtures in paste form with a basis of ground roasted coffee, containing vegetable fats	38 460	222 630	148 667	691 496
21011291	Coffee preparation with a basis of extracts, essences or concentrate containing added sugar, won containing creamer	10 199 048	63 762 720	30 905 352	195 830 808
21011292	Coffee preparation with a basis of ground roasted coffee containing added sugar, whether or not containing creamer	17 165	21 290	49 583	64 508
21011299	Mixtures not in paste form with a basis of ground roasted coffee, containing vegetable fats	181 467	2 336 147	523 896	6 256 599
21012020	Tea extracts for the manufacture of tea preparations, in powder form	11 576	31 341	71 370	160 512
21012030	Preparations of tea consisting of a mixture of tea, milk powder and sugar	49 288	172 665	167 783	583 393
21012090	Extracts, essences&concentrates, of tea or matØ, not in powder form, not consisting of mixture of tea,milk powder&sugar	33 018	241 034	205 024	1 322 734
21013000	Roasted chicory and oth roasted coffee substitutes, and extracts, essences and concentrates thereof	19 233	95 173	16 689	73 086
21021000	Active yeasts	6 821	16 344	10 478	60 016
21022010	Inactive yeasts, of a kind used in animal feeding	1 326 000	5 276 072	373 118	1 413 794
21022090	Inactive yeasts, of a kind not used in animal feeding	1 007	32 918	14 831	96 814
21023000	Prepared baking powders	14 429	88 903	57 476	253 154
21031000	Soya sauce	557 819	5 970 319	775 581	8 885 759
21032000	Tomato ketchup and oth tomato sauces	21 921	262 628	25 155	269 517
21033000	Mustard flour and meal and prepared mustard	-	18 407	-	51 193
21039011	Chilli sauce	411 346	3 494 938	773 856	6 169 369
21039013	Sauces other than Chilli sauce or Fish sauce	20 888	477 930	49 885	1 940 502
21039019	Preparations of sauces	2 338 276	19 629 088	8 672 635	71 361 759
21039021	Shrimp paste including belachan (blachan)	232 819	2 031 956	97 255	895 393
21039029	Mixed condiments and mixed seasonings other than shrimp paste	390 510	1 280 250	1 582 083	5 456 760
21041019	Soups and broths & preparation therefor containing meat, not suitable for infants or young children	-	14 467	-	35 331
21041099	Soups and broths & preparation therefor, not containing meat, not suitable for infants or young children	26 730	139 820	81 104	466 524
21042019	Homogenised composite food preparation, containing meat, not suitable for infants or young children	71 934	391 236	83 220	407 675
21042091	Homogenised composite food preparation, not containing meat, suitable for infants or young children	-	304	-	3 188
21042099	Homogenised composite food preparation, not containing meat, not suitable for infants or young children	9	1 892	137	11 679
21050000	Ice cream and other edible ice, whether or not containing cocoa	918 886	8 646 668	1 628 002	17 059 629
21061000	Protein concentrates and textured protein substances	8 627	19 897	44 502	111 432
21069011	Dried bean curd and dried bean curd stick	-	48 705	-	128 800
21069012	Fresh soybean curd (tofu)	149	402	156	4 005
21069019	Beancurd, other than dried bean curd,dried bean curd stick,fresh soybean curd (tofu)	32 621	114 600	47 055	170 479
21069030	Non-dairy creamer	1 901 309	11 315 727	3 056 002	17 201 397
21069041	Autolysed yeast extracts in powder form	574	27 186	3 361	225 444
21069049	Autolysed yeast extracts not in powder form	30 983	1 125 947	44 192	1 207 416
21069053	Ginseng based products	446	13 547	393	36 534
21069054	Non-alcoholic preparations used as raw material for the manufacture of composite concentrates, other than ginseng	49 363	287 025	227 583	695 288
21069055	Non-alcoholic, composite concentrates for simple dilution with water to make beverages, other than ginseng	3 382 279	20 412 496	5 628 072	36 484 102
21069059	Non-alcoholic preparations of a kind used for the making/for the manufacture of beverages oth than HS 21069053-21069055	81 991	830 873	266 310	2 957 991
21069062	Preparations of a kind used as raw material for the manufacture of alcoholic beverage, not in liquid form	-	26 009	-	98 376
21069067	Alcoholic preparations, of a kind used for the manufacture of alcoholic beverages, not in liquid form	-	28	-	153

Tabel 3 : Ekspor Indonesia menurut Komoditi (Kode HS 8 digit)

Mei 2021

Kode H S	Uraian golongan barang	Berat bersih (Kg)		Nilai F.O.B. (U S \$)	
		Bulan ini	Kumulatif	Bulan ini	Kumulatif
(1)	(2)	(3)	(4)	(5)	(6)
21069071	Food supplements based on ginseng	215	6 356	1 720	98 070
21069072	Food supplements based on other than ginseng	303 290	2 180 191	3 883 468	24 455 916
21069081	Food preparations for lactase deficient infants or young children	1 555	24 231	6 302	124 752
21069089	Food preparations not for lactase deficient infants or young children	-	28 392	-	92 980
21069091	Food preparation,mix of chemicals with foodstuffs/oth substances with nutritive value,of a kind used for food processing	85 789	597 928	221 571	1 526 657
21069092	Flavoured or coloured syrups	14 751	204 546	28 085	313 611
21069095	Seri kaya	-	3 119	-	15 358
21069096	Medical foods n.e.c. in heading no. 2106	15 850	94 047	269 947	1 143 933
21069097	Tempeh	13 067	135 314	40 766	353 860
21069098	Flavouring preparations, nec in heading 21.06	341 736	1 727 184	2 265 517	12 225 527
21069099	Food preparations not elsewhere specified or included, nec in heading 21.06	11 977 776	83 412 752	19 576 251	132 938 258
22011010	Mineral waters	7 372 140	40 380 229	884 762	4 935 398
22019090	Water, not containing added sugar/sweetening matter nor flavoured, other than mineral water & aerated water	288 962	1 322 311	151 673	756 733
22021010	Sparkling mineral waters or aerated waters, flavoured	693 241	3 188 844	374 517	1 949 391
22021090	Waters, containing added sugar or other sweetening matter or flavoured, other than sparkling mineral/aerated waters	2 347 232	11 958 193	2 526 610	10 837 858
22029100	Non-alcoholic beer	444	2 801	2 478	14 568
22029910	Flavoured UHT milk drinks	98 108	744 388	108 841	1 008 782
22029920	Soya milk drinks	36	663	45	253
22029940	Coffee based drinks or coffee flavoured drinks	145 073	484 445	142 477	466 876
22029950	Non-aerated beverages ready for immediate consumption without dilution, other than HS 2202.91.00-2202.99.40	2 974 376	16 444 249	1 599 405	8 694 746
22029990	Aerated beverages ready for immediate consumption without dilution, other than HS 2202.91.00-2202.99.40	634 318	2 754 176	2 463 639	4 562 096
22030011	Stout or porter of an alcoholic strength by volume not exceeding 5.8 % vol	-	1	-	1
22030019	Stout or porter of an alcoholic strength by volume exceeding 5.8 % vol	114 540	257 736	137 623	301 550
22030091	Beer made from malt, including ale of an alcoholic strength by volume not exceeding 5.8 % vol, other than stout/porter	27 720	71 485	9 351	28 838
22030099	Beer made from malt, including ale of an alcoholic strength by volume exceeding 5.8 % vol, other than stout/porter	632 820	2 920 198	471 819	2 157 855
22041000	Sparkling wine	-	75	-	158
22042111	Wine of an alcoholic strength by volume not exceeding 15 % vol, in container holding 2 l or less	-	15 598	-	172 345
22042911	Wine of an alcoholic strength by volume not exceeding 15 % vol, in container holding > 10 l	57	398	636	4 257
22042914	Wine of an alcoholic strength by volume exceeding 23% vol, in container holding > 10 l	-	2 520	-	14 084
22060010	Cider or perry	-	35 520	-	30 720
22060039	Coconut palm toddy in container holding more than 2 l	-	6 732	-	33 311
22060091	Rice wine (including medicated rice wine), nec in heading 22.03 or 22.06	-	526	-	515
22060099	Fermented beverages nec in heading no. 22.03-22.06	96	3 170	1 331	4 376
22071000	Undenatured ethyl alcohol of an alcoholic strength by volume of 80 % vol or higher	1 542 196	19 476 222	1 741 724	22 230 420
22072011	Denatured ethyl alcohol, including methylated spirits, of an alcoholic strength by volume exceeding 99 % vol	9 360	18 720	17 410	35 006
22072019	Denatured ethyl alcohol, including methylated spirits, of an alcoholic strength by volume not exceeding 99 % vol	-	33 600	-	51 773
22082090	Spirits obtained by distilling grape wine or grape marc, other than brandy	40 480	40 480	120 814	120 814
22085000	Gin and Geneva	5	309	12	719
22086000	Vodka	10	47	36	88
22089099	Spirituuous beverages of an alcoholic strength by volume exceeding 1.14 % vol, other than HS 2208.20.50-2208.90.80	-	4	-	31

Tabel 3 : Ekspor Indonesia menurut Komoditi (Kode HS 8 digit)

Mei 2021

Kode H S	Uraian golongan barang	Berat bersih (Kg)		Nilai F.O.B. (U S \$)	
		Bulan ini	Kumulatif	Bulan ini	Kumulatif
(1)	(2)	(3)	(4)	(5)	(6)
22090000	Vinegar and substitutes for vinegar obtained from acetic acid	1 301	35 543	2 109	24 025
23011000	Flours, meals and pellets, of meat or meat offal, greaves	-	474	-	6 880
23012010	Flours, meals & pellets, of fish, with a protein content < 60% by weight	-	733 850	-	631 602
23012020	Flours, meals & pellets, of fish, with a protein content > 60% by weight	25 000	410 000	7 791	218 240
23012090	Flours, meals & pellets, of crustaceans/molluscs/oth aquatic invertebrates	124 368	1 048 154	58 360	499 559
23021000	Bran, sharps and other residues, of maize (corn)	667 480	4 376 650	112 052	747 628
23023010	Bran and pollard of wheat	48 110 930	201 665 815	10 845 960	46 684 074
23023090	Sharps and other residues, of wheat, other than bran and pollard	7 734 000	53 259 502	1 498 254	10 983 816
23024090	Bran, sharps & oth residu, whether/not in the form of pellet, derived from the sifting, milling/oth working, of cereal, oth rice	70 075	314 899	24 422	104 531
23031010	Residues of starch manufacture and similar residues of manioc (cassava) or sago	-	1 250	-	1 432
23031090	Residues of starch manufacture and similar residues other than manioc (cassava) or sago	704 001	2 081 221	314 030	801 486
23032000	Beetpulp, bagasse and oth waste of sugar manufacture	568 670	3 262 275	133 841	758 726
23040090	Oil-cake and other solid residues, resulting from the extraction of soya-bean oil, other than defatted soya-bean flour	-	91 307	-	91 606
23050000	Oil-cake & oth solid residues, won ground or in the form of pellets, resulting from the extraction of ground-nut oil	-	100	-	403
23061000	Oil-cake & oth solid residues, w.o.n ground or in the form of pellets, resulting from the extraction of cotton seeds	291 000	1 530 001	78 930	424 901
23063000	Oil-cake & oth solid residues, w.o.n ground or in the form of pellets, resulting from the extraction of sunflower seeds	-	2 160	-	7 743
23064920	Oil-cake and other solid residues, of colza seeds oth low erucic acid	140 000	680 000	36 045	175 680
23065000	Oil-cake & oth solid residues, w.o.n ground or in the form of pellets, resulting from the extraction of coconut or copra	19 476 711	96 693 487	4 256 904	20 165 336
23066010	Oil-cake and other solid residues, of palm nuts or kernels, ground or in the form of pellets	227 024 780	986 975 177	33 954 827	154 750 161
23066090	Oil-cake and other solid residues, of palm nuts or kernels, other than ground or in the form of pellets	213 261 805	1 116 390 467	48 081 577	234 243 087
23069010	Oil-cake & oth solid residues, w.o.n ground or in the form of pellets, resulting from the extraction of maize(corn) germ	903 140	3 256 712	144 480	486 726
23069090	Oil-cake&other solid residu,w.o.n ground/in pellet form, from extraction of vegetable fat/oil, o.t 2306.10.00-2306.90.10	11 221 376	73 078 992	8 108 614	49 889 446
23080000	Vegetable materials&waste,vegetable residues, whether or not in pellets form, used in animal feeding, not else specified	1 450 584	13 270 447	989 829	5 873 573
23091010	Dog or cat food, put up for retail sale, containing meat	-	9	-	287
23091090	Dog or cat food, put up for retail sale, not containing meat	247 532	337 592	327 102	468 392
23099011	Complete feed of a kind suitable for poultry	395 127	2 204 799	537 420	1 873 247
23099012	Complete feed of a kind suitable for swine	8 989 748	51 671 267	6 458 664	38 347 310
23099019	Complete feed of a kind suitable for animal other than poultry,swine,prawns,primates	23 630	219 550	69 851	227 827
23099020	Premixes, feed supplements or feed additives	10 325	23 525	40 268	74 208
23099090	Preparations of a kind used in animal feeding, other than HS 2309.10.10-2309.90.20	522 024	2 647 445	502 129	2 620 388
24011010	Tobacco, not stemmed/stripped, virginia type, flue-cured	-	1	-	34
24011050	Tobacco, not stemmed/stripped, flue-cured, other than virginia and burley type	18 810	117 815	74 300	425 203
24011090	Tobacco, not stemmed/stripped, other than flue-cured, virginia and burley type	559 845	1 872 749	3 577 506	14 861 955
24012010	Tobacco, partly or wholly stemmed/stripped, virginia type, flue-cured	710 400	2 840 507	4 800 353	20 202 916
24012020	Tobacco, partly or wholly stemmed/stripped, virginia type, other than flue-cured	-	57 824	-	156 125
24012030	Tobacco, partly or wholly stemmed/stripped, oriental type	-	69 120	-	185 933
24012040	Tobacco, partly or wholly stemmed/stripped, burley type	-	75 240	-	393 505

Tabel 3 : Ekspor Indonesia menurut Komoditi (Kode HS 8 digit)

Mei 2021

Kode H S	Uraian golongan barang	Berat bersih (Kg)		Nilai F.O.B. (U S \$)	
		Bulan ini	Kumulatif	Bulan ini	Kumulatif
(1)	(2)	(3)	(4)	(5)	(6)
24012050	Tobacco, partly or wholly stemmed/stripped, flue-cured, other than virginia,oriental and burley type	215 921	1 393 933	1 231 887	13 354 336
24012090	Tobacco, partly or wholly stemmed/stripped, other than flue-cured, virginia, oriental and burley type	494 305	2 286 262	3 055 339	21 980 691
24013010	Tobacco stems	34 560	34 561	11 059	11 066
24013090	Tobacco refuse, other than tobacco stems	31 154	115 110	48 240	121 291
24021000	Cigars, cheroots and cigarillos, containing tobacco	247 381	1 686 575	5 187 515	36 341 622
24022010	Cigarettes containing tobacco, beedies	18	5 948	680	88 829
24022020	Cigarettes containing tobacco, clove cigarettes	869 012	5 526 040	9 584 544	51 465 442
24022090	Cigarettes containing tobacco, other than beedies and clove cigarettes	5 985 702	32 316 490	51 300 814	266 984 966
24029020	Cigarettes of tobacco substitutes	-	52 628	-	462 195
24031100	Water pipe tobacco specified in Subheading Note 1 to this Chapter	-	10 154	-	9 670
24031911	Ang Hoon, packed for retail sale	6 560	6 560	46 031	46 031
24031919	Smoking tobacco,w.o.n containing tobacco substitutes, packed for retail sale, other than Ang Hoon and water pipe tobacco	29 501	167 157	483 144	2 964 801
24031920	Manufactured tobacco for the manufacture of cigarettes,other than water pipe tobacco and Ang Hoon	304 633	1 818 785	2 370 744	12 980 051
24031991	Ang Hoon, packed not for retail sale	-	1	-	1
24031999	Smoking tobacco,w.o.n containing tobacco substitutes,packed not for retail sale,other than Ang Hoon & water pipe tobacco	120 449	769 271	1 527 793	10 518 248
24039190	Homogenised" or reconstituted tobacco, packed not for retail sale	48 207	177 646	602 172	2 770 187
24039910	Tobacco extracts and essences	40	40	8 244	8 244
24039940	Snuff, whether or not dry	0	4	45	948
24039990	Manufactured tobacco and manufactured tobacco substitutes, other than HS 2403.11.00 - 2403.99.50	77 819	601 713	562 254	4 445 868
25010010	Table salt	41 971	92 229	9 037	39 865
25010020	Unprocessed rock salt	-	6	-	12
25010050	Sea water	-	3 205	-	9 566
25010092	Salt with NaCl content >=97% but <99.9%,calculated on dry basis,o.t table salt&unprocessed rock salt	-	2 225	-	854
25010099	Salt&pure NaCl,w.o.n in aqueous solution/containing added anti-caking/free-flowing agent,o.t HS 2501.00.10-2501.00.92	61	11 294	219	15 250
25041000	Natural graphite, in powder or in flakes	-	7	-	61
25061000	Quartz	93 600 000	609 159 000	1 404 000	9 983 355
25070000	Kaolin and other kaolinic clays, whether or not calcined	13 232 909	66 923 469	967 259	5 209 285
25090000	Chalk	1	2 209	2	1 322
25131000	Pumice stone	4 604 244	44 726 806	366 337	3 257 067
25132000	Emery, natural corundum, natural garnet and other natural abrasives	168 000	793 000	5 055	24 163
25140000	Slate, whether or not roughly trimmed or merely cut, by sawing or otherwise, into blocks or slabs of a rectangular shape	27 000	433 800	4 470	56 924
25151210	Marble & travertine,Merely cut,by sawing/otherwise,into blocks a rectangular (including square)	1 061 435	7 252 924	172 211	900 024
25152000	Ecaussine and other calcareous monumental or building stone, alabaster	6 028	34 979	4 519	12 290
25161220	Granite, merely cut, by sawing or otherwise, into slabs of a rectangular (including square)	100	100	560	560
25162010	Sandstone, crude or roughly trimmed	100 003	260 062	14 516	37 782
25169000	Porphyry, basalt and other monumental or building stone, other than HS 2516.11.00-2516.20.20	42 230	237 827	8 900	38 599
25171000	Pebbles,gravel,broken/crushed stone,used for concrete aggregates,for road metalling/railway/other ballast, shingle&flint	759 821 414	3 928 694 907	4 620 929	23 783 689
25174100	Granules, chippings and powder, of stones of heading 2515 or 2516, whether or not heat-treated, of marble	-	3 550	-	1 600
25174900	Granules, chippings and powder, of stones of heading 2515 or 2516, whether or not heat-treated, other than marble	621 788	2 303 997	91 010	345 417
25181000	Dolomite,not calcined/sintered,incl roughly trimmed/merely cut,by sawing/otherwise,into blocks/slabs of a rect. shape	-	40 002	-	6 813

Tabel 3 : Ekspor Indonesia menurut Komoditi (Kode HS 8 digit)

Mei 2021

Kode H S	Uraian golongan barang	Berat bersih (Kg)		Nilai F.O.B. (U S \$)	
		Bulan ini	Kumulatif	Bulan ini	Kumulatif
(1)	(2)	(3)	(4)	(5)	(6)
25199090	Magnesium oxide, other than fused magnesia, dead-burned (sintered) magnesia	-	200	-	1 200
25201000	Gypsum, anhydrite	5	5	1	1
25202090	Plasters, not of a kind suitable for use in dentistry	69 581	612 601	9 763	64 460
25231010	Cement clinkers, of a kind used in the manufacture of white cement	102 261 000	862 306 079	3 511 934	25 180 969
25231090	Cement clinkers, not of a kind used in the manufacture of white cement	887 093 290	4 417 283 378	28 594 694	137 762 570
25232100	Portland cement, white cement, whether or not artificially coloured	1 913 706	13 753 106	217 229	1 537 012
25232910	Portland cement, coloured cement	84 661 200	445 128 200	3 666 495	16 436 243
25232990	Portland cement, other than white cement and coloured cement	72 055 488	393 442 685	3 245 211	17 554 545
25239000	Slag cement, supersulphate cement and similar hydraulic cements, whether or not coloured or in the form of clinkers	2 237 386	15 486 516	151 586	815 985
25262010	Natural steatite, talc powder	4 762	16 400	23 845	47 810
25262090	Natural steatite, crushed	-	2	-	8
25301000	Vermiculite, perlite & chlorites, unexpanded	-	20 000	-	5 000
25302010	Kieserite	205 000	1 010 000	9 943	73 465
25309010	Micronized zircon s& (zirconium silicate) of a kind used as an opacifier	128 000	872 000	196 301	1 290 402
25309090	Mineral substances other than HS 2530.10.00-2530.90.10	218 210	6 305 311	51 562	942 165
26011190	Iron ores & concentrates, other than roasted iron pyrites, non-agglomerated, non haematite & concentrates	147 500 000	497 180 000	3 621 400	9 980 750
26011290	Iron ores & concentrates, other than roasted iron pyrites, agglomerated, non haematite & concentrates	55 580 000	251 250 000	7 207 614	27 670 528
26020000	Manganese ores&concentrates, incl ferruginous manganese ores & concentrates, manganese content >= 20% on dry weight	-	660 000	-	300 372
26030000	Copper ores & concentrates	155 422 416	712 259 340	355 702 296	1 566 072 360
26040000	Nickel ores & concentrates	-	36	-	42
26060000	Aluminium ores & concentrates	1 368 539 293	5 482 065 592	42 982 365	175 929 164
26070000	Lead ores & concentrates	1 560 250	5 593 470	3 273 754	11 015 456
26080000	Zinc ores & concentrates	4 034 820	14 770 070	4 160 456	13 899 840
26090000	Tin ores & concentrates	40	40	12	12
26151000	Zirconium ores & concentrates	3 112 000	19 724 027	4 538 652	27 374 201
26180000	Granulated slag (slag sand) from the manufacture of iron or steel	-	63 069 224	-	2 378 530
26190000	Slag, dross (other than granulated slag), scalings & other waste from the manufacture of iron or steel	22 747 200	71 747 200	1 296 590	3 507 590
26201100	Slag, ash & residues containing mainly zinc, hard zinc spelter	-	325 887	-	808 269
26201900	Slag, ash & residues containing mainly zinc, other than hard zinc spelter	1 607 542	14 695 182	1 732 800	11 599 362
26219000	Slag and ash n.e.c. in chapter 26, including seaweed ash (kelp), other than from the incineration of municipal waste	60 000	646 002	15 350	141 258
27011100	Anthracite coal, whether or not pulverised, but not agglomerated	143 000 000	491 080 000	13 050 180	42 211 975
27011210	Bituminous coal, coking coal, whether or not pulverised, but not agglomerated	2 215 003 088	10 931 329 181	190 583 933	820 968 589
27011290	Bituminous coal, whether or not pulverised, but not agglomerated, other than coking coal	4 153 596 767	19 764 941 943	324 351 693	1 339 882 728
27011900	Coal, whether or not pulverised, but not agglomerated, other than anthracite and bituminous	22 818 678 776	110 193 781 856	1 295 817 659	5 630 280 278
27021000	Lignite, whether or not pulverised, but not agglomerated	7 688 581 494	35 199 595 994	351 906 641	1 415 143 455
27040010	Coke & semicoke of coal	3 800 000	81 659 505	874 000	14 285 422
27060000	Tar distilled from coal/ lignite/peat/other mineral tars,w.o.n dehydrated/partially distilled,incl reconstituted tars	5 979 670	18 597 581	1 985 848	4 692 514
27071000	Benzol (benzene)	-	9 079 295	-	4 122 309
27074000	Naphthalene	308 950	1 880 270	159 406	876 922
27075000	Aromatic hydrocarbon mix of vol>65%(incl losses) distils at 250°C by ISO 3405 method,o.t benzol,toluol,xylol,naphthalene	83 166 720	507 395 977	59 570 015	315 405 639
27079990	Oils and other products of the distillation of high temperature coal tar other than creosote oils&carbon black feedstock	149 960 956	1 319 414 152	82 788 844	672 864 240

Tabel 3 : Ekspor Indonesia menurut Komoditi (Kode HS 8 digit)

Mei 2021

Kode H S	Uraian golongan barang	Berat bersih (Kg)		Nilai F.O.B. (U S \$)	
		Bulan ini	Kumulatif	Bulan ini	Kumulatif
(1)	(2)	(3)	(4)	(5)	(6)
27090010	Crude petroleum oils	676 367 804	3 718 447 512	325 093 197	1 587 298 604
27090090	Oils obtained from bituminous minerals other than crude petroleum oils dan condensates	-	16	-	14
27101224	Motor spirit, unleaded, of RON 90 & above but below RON 97, unblended	17 885 328	17 885 328	11 850 847	11 850 847
27101250	White spirit	-	20	-	19
27101280	Naphtha, reformates & other preparations of a kind used for blending into motor spirits	3 969 828	3 969 828	2 802 631	2 802 631
27101292	Petroleum spirit, having a flashpoint of less than 23 °C	-	1 580	-	791
27101299	Petroleum spirit, having a flashpoint of more than 23 °C	-	299	-	5 590
27101920	Topped crudes	-	40 900	-	25 563
27101930	Carbon black feedstock	14 080	47 643	49 651	156 357
27101941	Lubricating oil feedstock	31 618 011	155 385 467	29 184 009	126 346 351
27101942	Lubricating oils for aircraft engines	-	172	-	1 440
27101943	Lubricating oils other than feedstock and for aircraft engines	3 758 281	47 685 451	6 686 030	64 692 355
27101944	Lubricating greases	582	10 263	898	49 519
27101950	Hydraulic brake fluid	278	1 016	648	2 052
27101960	Transformer and circuit breakers oils	36	38	150	157
27101971	Automotive diesel fuel	-	11 083 230	-	5 381 963
27101979	Fuel oils	-	166 953 714	-	62 486 326
27101981	Aviation turbine fuel (jet fuel) having a flash point of 23 °C or more	136 220	110 533 027	82 152	51 720 182
27101989	Medium oils and preparations, nec in heading 2710.12-2710.19	-	1	-	17
27101990	Petroleum oils, by weight >70% of petroleum oils of bituminous minerals (o.t crude) & preparations nes/incl, nec 2710.12-19	29 711 015	93 329 047	14 977 677	45 190 821
27102000	Petroleum oils & oils obtained from bituminous minerals (oth crude), contain biodiesel, other than waste oils	-	9	-	21
27109900	Waste oils, contain oth polychlorinated biphenyls, polychlorinated terphenyls (PCTs)/polybrominated biphenyls (PBBs)	3 374	45 364	2 365	63 063
27111100	Liquefied, natural gas	780 436 179	4 201 076 415	289 085 212	1 372 085 677
27111490	Liquefied propylene, butylene & butadiene	-	1 900 001	-	810 427
27111900	Petroleum gases & oth gaseous hydrocarbons, liquefied, oth natural gas, propane, butanes, ethylene, propylene, butylene, butadiene	32 900	175 300	27 652	139 206
27112190	In gaseous state, natural gas, other than of a kind used as a motor fuel	529 534 206	2 701 523 804	234 201 065	1 025 756 967
27112900	Petroleum gases and other gaseous hydrocarbons, in gaseous state, other than natural gas	-	180	-	1
27121000	Petroleum jelly	43 200	98 520	76 755	160 343
27122000	Paraffin wax containing by weight less than 0.75 % of oil	-	2 104	-	3 902
27129010	Paraffin wax containing by weight more than 0.75 % of oil	264 592	784 816	243 083	719 641
27129090	Microcrystalline petroleum wax, slack wax, ozokerite, lignite wax, peat wax, other mineral waxes	2 139 344	7 481 821	1 457 797	5 233 774
27131100	Petroleum coke, not calcined	19 486 698	50 313 891	7 363 049	16 391 039
27131200	Petroleum coke, calcined	6 109 492	17 798 660	2 542 291	7 561 401
27132000	Petroleum bitumen	2 779 974	8 825 247	861 792	2 735 827
27139000	Residues of petroleum oils or of oils obtained from bituminous minerals, other than petroleum coke and petroleum bitumen	104 525 220	565 646 265	41 802 258	193 538 491
27141000	Bituminous or oil shale & tar sands	18 620	55 860	6 272	18 032
27149000	Bitumen & asphalt, natural, asphaltites & asphaltic rocks	-	332 000	-	41 592
28011000	Chlorine	400	2 250	653	4 643
28012000	Iodine	2 250	13 150	75 890	434 376
28020000	Sulphur, sublimed or precipitated, colloidal sulphur	654	654	5 623	5 623
28030041	Carbon blacks of a kind used for rubber processing, other than acetylene black	1 114 400	7 471 852	1 414 395	8 354 503
28030049	Carbon blacks not of a kind used for rubber processing, other than acetylene black	-	340	-	9 411
28030090	Carbon (carbon blacks & other forms of carbon), other than acetylene black and carbon blacks	58 704	509 893	29 816	159 398
28041000	Hydrogen	-	14 845	-	23 844

Tabel 3 : Ekspor Indonesia menurut Komoditi (Kode HS 8 digit)

Mei 2021

Kode H S	Uraian golongan barang	Berat bersih (Kg)		Nilai F.O.B. (U S \$)	
		Bulan ini	Kumulatif	Bulan ini	Kumulatif
(1)	(2)	(3)	(4)	(5)	(6)
28042100	Rare gases, argon	724 270	3 306 730	206 193	859 210
28042900	Rare gases other than argon	270	28 655	32 462	62 014
28043000	Nitrogen	2 423	46 356	1 675	13 442
28044000	Oxygen	24 833	120 543	10 623	17 885
28046100	Silicon containing by weight not less than 99.99 % of silicon	8	34	120	540
28051200	Alkali or alkalineearth metals, calcium	9	26	44	162
28051900	Alkali or alkaline-earth metals, other than sodium and calcium	-	560	-	5 400
28080000	Nitric acid, sulphonic acids	200	298	116	234
28092032	Phosphoric acid, food grade	3 361	3 361	2 886	2 886
28092092	Phosphoric acid, non food grade	11 400	34 380	8 143	29 179
28092099	Phosphoric acid & polyphosphoric acids, non food grade, other than hypophosphoric acid & phosphoric acid	-	1	-	5
28100000	Oxides of boron, boric acids	1 000	1 000	2 406	2 406
28111200	Hydrogen cyanide (hydrocyanic acid)	-	630	-	882
28111920	Aminosulphonic acid (sulphamic acid)	878 571	6 413 035	512 557	3 628 240
28111990	Other inorganic acids, other than hydrofluoric, hydrocyanic, arsenic, aminosulphonic acid (sulphamic acid)	-	20 009	-	13 738
28112100	Carbon dioxide	4 625	10 480	1 051	4 040
28112210	Silicon dioxide, in powder form	409 885	3 958 047	820 824	6 441 643
28112290	Silicon dioxide, other than powder form	414 533	2 148 667	860 730	3 364 744
28112920	Sulphur dioxide	-	1	-	12
28121700	Thionyl chloride	-	1	-	1
28129000	Halides and halide oxides of non-metals other than chloride & chloride oxides	-	3 000	-	24 000
28131000	Carbon disulphide	325 640	1 179 590	138 397	501 326
28141000	Anhydrous ammonia	131 135 986	825 612 963	64 225 433	302 248 070
28151100	Sodium hydroxide (caustic soda), Solid	67 500	804 100	26 330	285 918
28151200	Sodium hydroxide (caustic soda), In aqueous solution (soda lye or liquid soda)	2 899 458	50 749 013	771 609	6 883 788
28161000	Hydroxide & peroxide of magnesium	-	1	-	2
28170010	Zinc oxide	692 050	4 184 750	1 937 033	11 459 378
28182000	Aluminium oxide, other than artificial corundum	66 529 288	400 140 529	19 854 880	123 140 430
28183000	Aluminium hydroxide	3 187 132	32 449 210	640 125	6 464 596
28191000	Chromium trioxide	1 960	3 560	4 250	8 010
28209000	Manganese oxides, other than manganese dioxide	-	196 000	-	134 293
28211000	Iron oxides & hydroxides	502 000	1 139 568	54 992	232 419
28212000	Earth colours containing 70 % or more by weight of combined iron evaluated as Fe2O3	67	10 067	3 246	8 346
28230000	Titanium oxides	286 000	2 522 000	326 199	2 202 017
28241000	Lead monoxide (litharge, massicot)	-	12 000	-	43 932
28251000	Hydrazine & hydroxylamine & their inorganic salts	-	1	-	3
28252000	Lithium oxide & hydroxide	-	1 003	-	12 919
28254000	Nickel oxides & hydroxides	833 830	2 895 645	1 321 644	4 739 403
28259000	Inorganic bases, metal oxides, hydroxides and peroxides, other than HS 2825.10-2825.80	139 530	8 639 690	24 125	789 285
28261200	Fluorides of aluminium	-	18 000	-	19 980
28261900	Fluorides, other than of aluminium	3 204	10 156	2 013	12 228
28269000	Fluorosilicates, fluoroaluminates & other complex fluorine salts, other than fluorides, sodium hexafluoroaluminate	6 900	6 900	27 393	27 393
28271000	Ammonium chloride	-	22 900	-	57 928
28272090	Calcium chloride, containing < 73 % and > 80 % by weight	106 464	497 091	236 812	1 188 602
28273100	Chlorides other than ammonium chloride and calcium chloride, of magnesium	-	0	-	37
28273200	Chlorides other than ammonium chloride and calcium chloride, of aluminium	135 900	1 167 630	69 573	566 760
28273920	Chlorides other than ammonium chloride and calcium chloride, of iron	721	1 075	9 258	10 274
28273990	Chlorides other than ammonium chloride and calcium chloride, of o.t magnesium, aluminium, nickel, barium/cobalt, iron, zinc	-	0	-	0
28274100	Chloride oxides & chloride hydroxides, of copper	9 600	28 720	72 183	198 114
28274900	Chloride oxides & chloride hydroxides, other than of copper	-	56 250	-	33 599
28275100	Bromides of sodium or of potassium	-	2 880	-	6 494

Tabel 3 : Ekspor Indonesia menurut Komoditi (Kode HS 8 digit)

Mei 2021

Kode H S	Uraian golongan barang	Berat bersih (Kg)		Nilai F.O.B. (U S \$)	
		Bulan ini	Kumulatif	Bulan ini	Kumulatif
(1)	(2)	(3)	(4)	(5)	(6)
28275900	Bromides and bromide oxides, other than bromides of sodium or of potassium	-	24 396	-	14 882
28281000	Commercial calcium hypochlorite & other calcium hypochlorites	-	41	-	10
28289010	Sodium hypochlorite	-	1 418	-	1 004
28289090	Hypochlorites, chlorites, hypobromites	-	425	-	411
28299010	Sodium perchlorate	-	12	-	334
28299090	Perchlorates other than sodium, bromates & perbromates, iodates & periodates	7 680	26 160	17 741	57 156
28301000	Sodium sulphides	-	60 000	-	9 173
28319000	Dithionites & sulphyoxylates other than of sodium	-	200	-	1 295
28321000	Sodium sulphites	12 625	96 527	8 189	34 198
28331100	Disodium sulphate	2 642 500	22 742 750	246 425	2 377 959
28331900	Sodium sulphates, other than disodium sulphate	3 440 003	8 462 503	285 523	703 721
28332210	Sulphates of aluminium, commercial grade	100 000	501 000	18 220	89 660
28332290	Sulphates of aluminium, non commercial grade	1 714 500	10 768 000	308 474	1 836 120
28332700	Sulphates of barium	-	6 000	-	17 540
28352200	Phosphates of mono- or disodium	400	21 750	2 850	47 723
28352400	Phosphates of potassium	75	9 100	356	32 064
28352590	Calcium hydrogenorthphosphate (dicalciumphosphate), non feed grade	-	20 000	-	3 640
28352600	Phosphates of calcium other than calcium hydrogenorthphosphate	-	203	-	391
28353100	Sodium triphosphate (sodium tripolyphosphate)	501	79 166	508	100 217
28362000	Disodium carbonate	2 043 762	11 218 925	812 096	4 507 674
28363000	Sodium hydrogencarbonate (sodium bicarbonate)	-	1	-	2
28365010	Calcium carbonate, food or pharmaceutical grade	-	189 000	-	76 797
28365090	Calcium carbonate, non food or pharmaceutical grade	397 200	4 923 006	165 911	1 138 704
28366000	Barium carbonate	-	300	-	97
28369910	Commercial ammonium carbonate	16 200	44 751	21 400	92 073
28371900	Cyanides and cyanide oxides, other than of sodium	-	300	-	1 620
28391100	Sodium metasilicates	-	400	-	1 250
28391910	Sodium silicates	2 426 600	12 261 004	603 128	2 942 146
28399000	Silicates; commercial alkali metal silicates, other than of sodium	46 000	114 018	23 934	73 771
28401900	Disodium tetraborate (refined borax), other than Anhydrous	0	1	4	13
28402000	Borates other than disodium tetraborate (refined borax)	-	40 000	-	34 078
28419000	Salts of oxometallic or peroxometallic acids, other than HS 2841.30.00-2841.80.00	161	161	76	130
28421000	Double/complex silicates,includ aluminosilicates whether or not chemical defined	299	203 558	1 395	13 299
28429010	Sodium arsenite	-	0	-	19
28431000	Colloidal precious metals	-	425	-	45 357
28432900	Silver compounds other than silver nitrates	2 600	16 400	5 639	40 539
28433000	Gold compounds	227	636	9 847 310	29 058 985
28443090	Alloys,dispersions(incl cermet),ceramic prod&mixture contain uranium depleted in U235,thorium/compound of these product	-	213	-	20
28444010	Radioactive elements & isotopes & compounds o.t those of subheading 2844.10, 2844.20 or 2844.30; radioactive residues	97	1 084	800	11 382
28444090	Alloys, dispersions (including cermet), ceramic products & mixtures containing these elements, isotopes or compounds	-	219	-	620
28470010	Hydrogen peroxide, whether or not solidified with urea, in liquid form	108 360	886 748	82 879	606 218
28470090	Hydrogen peroxide, whether or not solidified with urea, other than liquid form	712 541	3 970 886	330 056	1 797 863
28491000	Carbides of calcium, whether or not chemically defined	486 000	2 484 000	340 200	1 738 800
28492000	Carbides of silicon, whether or not chemically defined	19	283	6 000	12 011
28499000	Carbides, whether or not chemically defined, other than of calcium and silicon	98	1 664	53 315	838 142
28500000	Hydrides,nitrides,azides,silicides&borides,w.o.n chemically defined,oth compounds which are also carbides of HS 28.49	-	1	-	0

Tabel 3 : Ekspor Indonesia menurut Komoditi (Kode HS 8 digit)

Mei 2021

Kode H S	Uraian golongan barang	Berat bersih (Kg)		Nilai F.O.B. (U S \$)	
		Bulan ini	Kumulatif	Bulan ini	Kumulatif
(1)	(2)	(3)	(4)	(5)	(6)
28539010	Demineralized waters	375	465	529	549
28539090	Phosphide,ex ferrophosphorus;oth inorganic;liquid;compres;amalgam-air,oth amalgam precious metal,nec HS 28531000-28539090	5 117	28 046	3 255	34 464
29011000	Acyclic hydrocarbons, saturated	600	600	7 740	7 740
29012300	Butene (butylene) & isomers thereof, unsaturated	3 849 007	24 101 467	2 612 998	15 143 805
29012400	Buta-1,3-diene & isoprene, unsaturated	-	1 900 125	-	1 338 698
29012910	Acetylene, unsaturated	2 400	8 400	451	1 576
29012990	Acyclic hydrocarbons, unsaturated, other than HS 2901.21.00-2901.29.20	1 200	1 300	3 651	22 205
29021900	Cyclanes, cyclenes & cycloterpenes, other than cyclohexane	340 262	709 848	1 525 604	2 978 145
29024300	p-Xylene	-	10 013 306	-	7 561 348
29024400	Mixed xylene isomers	760	2 660	2 531	8 504
29025000	Styrene	7 374 000	19 237 525	9 221 535	21 269 716
29029090	Cyclic hydrocarbons, other than HS 2902.11.00-2902.90.20	45 490	216 012	167 894	777 353
29031200	Dichloromethane (methylene chloride)	1 080	1 080	603	603
29031500	Ethylene dichloride (ISO) (1,2-dichloroethane)	15 735 318	126 426 667	10 651 761	69 831 304
29032100	Vinyl chloride (chloroethylene)	21 522 096	93 734 017	25 540 079	102 986 094
29033990	Fluorinated, brominated or iodinated derivatives of acyclic hydrocarbons, other than hs 2903.31.00-2903.39.10	300	605	3 000	36 000
29037100	Chlorodifluoromethane	-	320	-	1 343
29043500	Salts of perfluorooctane sulphonic acid other than ammonium/lithium/potassium-perfluorooctane sulphonate	16	16	1	1
29051100	Methanol (methyl alcohol)	27 461 821	55 706 462	7 836 168	15 528 269
29051200	Propan-1-ol (propyl alcohol) & propan-2-ol (isopropyl alcohol)	70	2 639	1 174	36 852
29051300	Butan-1-ol (n-butyl alcohol)	64 920	78 120	127 494	145 309
29051400	Butanols, other than Butan-1-ol	1 541 056	2 653 405	2 204 380	3 411 083
29051600	Octanol (octyl alcohol) & isomers thereof	10 289 846	42 405 809	22 123 676	75 825 532
29051700	Dodecan-1-ol (lauryl alcohol), hexadecan-1-ol (cetyl alcohol) & octadecan-1-ol (stearyl alcohol)	4 844 113	25 933 682	7 645 172	37 302 480
29051900	Saturated monohydric alcohols, other than 2905.11-2905.17	1 316 533	6 877 587	3 016 915	14 475 279
29052200	Acyclic terpene alcohols	-	5 140	-	49 829
29052900	Unsaturated monohydric alcohols other than acyclic terpene alcohols	20	50 218	6 554	192 519
29053100	Ethylene glycol (ethanediol)	128 000	1 901 500	95 289	1 227 457
29053200	Propylene glycol (propane1,2diol)	22 682	54 553	4 200	22 899
29053900	Diols other than ethylene glycol (ethanediol) & propylene glycol (propane 1, 2 diol)	200	1 155	1 000	4 599
29054300	Mannitol	-	2 450	-	18 973
29054400	Dglucitol (sorbitol)	3 800 072	20 515 465	2 705 031	14 750 711
29054500	Glycerol	49 593 601	256 714 100	33 761 534	157 152 483
29055900	Halogenated, sulphonated, nitrated or nitrosated derivatives of acyclic alcohols, other than etchlorvynol (INN)	-	54	-	62
29061900	Cyclanic,cyclenic/cycloterpenic,other than menthol,cyclohexanol,methylcyclohexanols&dimethylcyclohexanol,sterol&inositol	232	2 108	5 229	118 849
29062900	Cyclic alcohols&their halogenated, sulphonated, nitrated or nitrosated derivatives, aromatic, other than benzyl alcohol	4 870	4 984	32 519	43 281
29071100	Phenol (hydroxybenzene) & its salts	19 791	80 607	255 053	1 222 160
29071300	Octylphenol, nonylphenol & their isomers , salts thereof	117 600	1 163 250	176 473	1 593 379
29071500	Naphthols & their salts	-	4 020	-	10 050
29071900	Monophenols, other than HS 2907.11.00-2907.15.00	800	2 802	4 800	17 011
29072100	Resorcinol & its salts	-	1 400	-	27 854
29072300	4,4-E-Isopropylidenediphenol (bisphenol A, diphenylolpropane) & its salts	48 000	216 000	107 179	434 402
29072990	Polyphenols, other than HS 2907.21.00-2907.23.00	1 001	1 001	21 975	21 975
29081900	Derivatives containing only halogen substituents & their salts, other than pentachlorophenol (ISO)	-	1 725	-	22 641
29089900	Halogenated,sulphonated,nitrated/nitrosated derivatives of phenols/phenol-alcohols,other than HS 2908.11.00-2908.92.00	21 600	224 800	33 337	355 431

Tabel 3 : Ekspor Indonesia menurut Komoditi (Kode HS 8 digit)

Mei 2021

Kode H S	Uraian golongan barang	Berat bersih (Kg)		Nilai F.O.B. (U S \$)	
		Bulan ini	Kumulatif	Bulan ini	Kumulatif
(1)	(2)	(3)	(4)	(5)	(6)
29091900	Acyclic ethers & their halogenated, sulphonated, nitrated or nitrosated derivatives, other than diethyl ether	4 496 921	26 495 668	3 137 791	20 906 887
29092000	Cyclanic, cyclenic or cycloterpenic ethers & their halogenated, sulphonated, nitrated or nitrosated derivatives	-	764	-	1 910
29093000	Aromatic ethers & their halogenated, sulphonated, nitrated or nitrosated derivatives	28 325	277 402	354 399	3 094 935
29094100	2,2'Oxydiethanol (diethylene glycol, digol)	2	174 062	2	124 257
29094300	Monobutyl ethers of ethylene glycol or of diethylene glycol	2 260	2 260	6 900	6 900
29094900	Ether-alcohols & their halogenated, sulphonated, nitrated or nitrosated derivatives, other than HS 2909.41.00-2909.44.00	8 000	49 646	30 371	172 519
29095000	Ether-phenols, ether-alcohol-phenols & their halogenated, sulphonated, nitrated or nitrosated derivatives	219 544	1 266 445	3 370 763	20 260 950
29096000	Alcohol peroxides, ether peroxides, ketone peroxides & their halogenated, sulphonated, nitrated/nitrosated derivatives	321 105	1 455 795	873 479	3 869 504
29109000	Epoxide,epoxyalcohol,epoxyphenol&epoxyether,w/a 3member ring,&their halogenat,sulphonat,nitrat,nec subhead 291010-291050	35	35	493	493
29121110	Formalin	-	234 000	-	51 919
29121200	Ethanal (acetaldehyde)	-	20	-	1 176
29121900	Acyclic aldehydes without other oxygen function, other than methanal & ethanal (acetaldehyde)	14 938	143 295	68 054	699 385
29122100	Benzaldehyde	-	105	-	483
29122900	Cyclic aldehydes without other oxygen function, other than benzaldehyde	19	614	272	60 028
29124100	Vanillin (4-hydroxy-3-methoxybenzaldehyde)	17 652	147 609	951 186	8 104 363
29124200	Ethylvanillin (3-ethoxy-4-hydroxybenzaldehyde)	75	575	1 725	17 397
29124990	Aldehyde-alcohols, aldehyde-ethers, aldehyde-phenols & aldehydes with other oxygen function, o.t HS 2912.41.00-2912.49.10	20	25	7 529	8 037
29126000	Paraformaldehyde	953 000	5 405 500	749 824	3 753 539
29141900	Acyclic ketones without other oxygen function, other than HS 2914.11-2914.13	25	11 501	1 501	39 971
29142200	Cyclohexanone & methylcyclohexanones	-	68	-	655
29142300	Ionones & methylionones	-	2 272	-	29 102
29142910	Camphor	11 328	22 552	48 825	102 334
29142990	Cyclanic, cyclenic or cycloterpenic ketones without other oxygen function, other than HS 2914.22.00-2914.29.10	-	89	-	40 070
29143900	Aromatic ketones without other oxygen function, other than phenylacetone (phenylpropan-2-one)	40	166	5 805	6 895
29144000	Ketone-alcohols & ketone-aldehydes	-	39	-	1 365
29145000	Ketone-phenols & ketones with other oxygen function	-	300	-	4 770
29146200	Coenzyme Q10 (ubidecarenone (INN))	-	80	-	70 400
29146900	Quinones, other than anthraquinone & coenzyme Q10 (ubidecarenone (INN))	-	2	-	33
29151100	Formic acid	20 000	85 129	9 392	53 581
29151200	Salts of formic acid	-	1	-	1
29151300	Esters of formic acid	-	11	-	773
29152100	Acetic acid	-	18	-	1 375
29152910	Sodium acetate, cobalt acetates	-	725	-	1 541
29153100	Ethyl acetate	100	7 400	525	9 760
29153200	Vinyl acetate	-	26 728	-	53 169
29153300	n-Butyl acetate	316 800	1 301 520	607 759	2 064 533
29153910	Isobutyl acetate	-	8	-	34
29153990	Esters of acetic acid, other than Ethyl/Vinyl/n-Butyl /Dinoseb (ISO)/Isobutyl/2-Ethoxyethyl acetate	6 549	54 813	127 690	640 477
29155000	Propionic acid, its salts & esters	516	5 130	2 384	16 802
29156000	Butanoic acids, pentanoic acids, their salts & esters	20	25 911	748	78 553
29157010	Palmitic acid, its salts & esters	14 336 947	68 740 136	14 648 389	69 279 192
29157020	Stearic acid	1 110 344	4 483 685	1 212 248	4 740 686
29157030	Salts & esters of stearic acid	483 264	1 822 356	547 124	2 073 750
29159010	Acetyl chloride	-	170	-	2 915
29159020	Lauric acid, myristic acid, their salts & esters	22 148 128	128 145 010	30 240 203	150 791 818

Tabel 3 : Ekspor Indonesia menurut Komoditi (Kode HS 8 digit)

Mei 2021

Kode H S	Uraian golongan barang	Berat bersih (Kg)		Nilai F.O.B. (U S \$)	
		Bulan ini	Kumulatif	Bulan ini	Kumulatif
(1)	(2)	(3)	(4)	(5)	(6)
29159030	Caprylic acid, its salts & esters	551 410	1 661 810	917 177	2 970 242
29159040	Capric acid, its salts & esters	359 340	1 334 310	1 123 337	3 866 165
29159090	Saturated acyclic monocarboxylic acids&their anhydrides,halides,peroxides&peroxyacids,oth HS 2915.11.00-2915.90.40	8 087 778	44 087 941	11 424 397	58 717 051
29161100	Acrylic acid & its salts, unsaturated	516 836	10 286 731	882 334	11 885 791
29161200	Esters of acrylic acid, unsaturated	3 367 289	15 995 244	7 676 605	29 725 720
29161410	Methyl methacrylate, unsaturated	946 190	3 495 700	798 562	2 853 182
29161500	Oleic, linoleic or linolenic acids, their salts & esters, unsaturated	90 240	1 575 070	152 275	2 252 622
29161900	Unsaturated acyclic monocarboxylic acid,their anhydride,halide,peroxide/xyacid&their derivativ,oth 2916.11.00-2916.16.00	229 600	299 205	673 055	878 498
29162000	Cyclanic,cylenic/cycloterpenic monocarboxylic acids,their anhydrides,halides,peroxides,peroxyacids&their derivatives	-	102	-	50 429
29163100	Benzoic acid, its salts & esters	-	150	-	2 814
29163200	Benzoyl peroxide & benzoyl chloride	53 300	565 000	135 083	1 382 433
29163910	2,4-Dichlorophenyl acetic acid & its salts & esters	1	32	155	1 383
29163920	Esters of phenylacetic acid	10	31	2 727	8 352
29163990	Aromatic monocarboxylic acid,their anhydrides,halides,peroxides,peroxyacids&their derivativ,oth HS 2916.31.00-2916.39.20	400	10 625	40 600	170 550
29171400	Maleic anhydride	336 705	2 335 660	568 431	3 487 182
29171900	Acyclic polycarboxylic acid,their anhydride,halide,peroxide,peroxyacid&their derivatives,oth HS 2917.13.00-2917.14.00	87 020	269 381	171 120	509 198
29173200	Diethyl orthophthalates	-	229 000	-	403 475
29173300	Dinonyl or didecyl orthophthalates	-	16 000	-	35 290
29173490	Esters of orthophthalic acid, other than dibutyl orthophthalates,dioctyl orthophthalates,dinonyl/didecyl orthophthalates	-	300	-	3 809
29173500	Phthalic anhydride	1 862 000	7 208 000	1 664 871	6 616 981
29173600	Terephthalic acid & its salts	6 301 500	13 865 820	4 287 562	8 843 417
29173920	Phthalic compounds of a kind used as plasticisers & esters of phthalic anhydride	17 600	52 800	35 296	95 489
29173990	Aromatic polycarboxylic acid,their anhydride,halide,peroxide,peroxyacid&their derivtv,oth than HS 2917.32.00-2917.39.20	-	206	-	201
29181100	Lactic acid, its salts & esters	-	45 468	-	90 462
29181200	Tartaric acid	-	1	-	21
29181300	Salts & esters of tartaric acid	1 400	1 400	980	980
29181400	Citric acid	-	10 778	-	9 346
29181510	Calcium citrate	-	6	-	6
29181590	Salts & esters of citric acid, other than calcium citrate	4 045	10 139	8 982	22 942
29181600	Gluconic acid, its salts & esters	-	1 325	-	9 975
29181900	Carboxylic acid w/ alcohol funct but w/o oxygen funct,its anhydrid,halid,peroxid/xyacid&its derivativ,oth HS 2918.11-.18	80	906	5 796	8 063
29182100	Salicylic acid & its salts	-	10 950	-	46 152
29182300	Esters of salicylic acid & their salts	-	181	-	5 848
29182910	Alkyl sulphonic ester of phenol	50	50	633	633
29182990	CarboxylicAcid w/ phenol funct but w/o O2 funct,its anhydrid,halid,peroxid/xyacid&its derivativ,oth HS 2918.21.00-.29.10	155	13 682	2 138	176 300
29183000	Carboxylic Acid w/ aldehyde/ketone funct but w/o oxygen funct,its anhydrides,halides,peroxides/xyacids&its derivatives	-	1 054	-	6 447
29189900	CarboxylicAcid w/ aldehyde/ketone funct but w/o O2 funct,its anhydrid,halid,peroxid/xyacid&its derivativ,oth HS 2918.91	0	576	14	11 198
29199000	Phosphoric ester&their salt,incl lactophosphat,their halogenate,sulphonat,nitrate/nitrosat deriv,oth than tris phosphate	-	0	-	2

Tabel 3 : Ekspor Indonesia menurut Komoditi (Kode HS 8 digit)

Mei 2021

Kode H S	Uraian golongan barang	Berat bersih (Kg)		Nilai F.O.B. (U S \$)	
		Bulan ini	Kumulatif	Bulan ini	Kumulatif
(1)	(2)	(3)	(4)	(5)	(6)
29209000	Ester of inorganic acid of non-metal (excl of hydrogen halides)&its salts/halogenat/sulphonat/nitrat,oth HS 292010-.30	55 001	324 571	417 407	2 559 899
29211100	Methylamine, di- or trimethylamine & their salts	8 250	18 050	45 722	94 170
29212200	Hexamethylenediamine & its salts	1 500	1 800	3 525	4 188
29212900	Acyclic polyamines&their derivatives,salts thereof,Other than ethylenediamine&its salts,Hexamethylenediamine & its salts	7 322	100 070	12 282	182 514
29213000	Cyclanic, cyclenic or cycloterpenic mono- or polyamines, & their derivatives, salts thereof	180	14 580	2 606	68 678
29214200	Aniline derivatives & their salts	-	53	-	80
29214500	1-Naphthylamine (alpha-naphthylamine), 2-naphthylamine (beta-naphthylamine) & their derivatives, salts therof	0	0	1	1
29215900	Aromatic polyamines & their derivatives; salts thereof, other than HS 2921.51.00	34	78	279	1 848
29221100	Monoethanolamine & its salts	1 260	1 260	4 404	4 404
29221200	Diethanolamine & its salts	-	7 895	-	37 107
29221920	D-2-Amino-n-butyl-alcohol	-	4 714	-	7 002
29222100	Aminohydroxynaphthalenesulphonic acids & their salts	-	250	-	2 386
29224100	Lysine & its esters; salts thereof	11 698 410	69 361 464	10 800 711	60 885 779
29224210	Glutamic acid	969 000	4 750 000	1 624 044	6 956 774
29224220	Monosodium glutamate (MSG)	9 026 092	44 964 619	11 962 623	58 608 124
29224290	Salts, other than Glutamic acid & Monosodium glutamate (MSG)	-	1	-	7
29224900	Amino-acids, o.t those containing> one kind of oxygen function&their ester,salt thereof, o.t HS 2922.41.00-2922.44.00	218 711	559 671	1 064 491	3 470 805
29225090	Amino-alcoh-phenol,amino-acid-phenol&oth amino-comp w oxyg funct,Ot than p-Aminosalicylic acid&its salt,esters&oth deriv	10 000	91 080	14 411	151 436
29232090	Phosphoaminolipids	-	160 231	-	165 938
29239000	Quaternary amonium salt&hydroxid,lecithin&oth phosphoaminolipid,whether/not chemically define,oth thn HS29233000-29234000	31 682	229 342	49 083	395 189
29241210	Fluoroacetamide (ISO) & phosphamidon (ISO)	-	56 030	-	79 826
29241990	Acyclic amides (including acyclic carbamates) & their derivatives; salts thereof, other than HS 2924.11.10-2924.19.10	170 952	2 504 928	824 666	8 807 500
29242190	Ureines & their derivatives; salts thereof, o.t 4-Ethoxyphenylurea (dulcin), Diuron & monuron	2 100	26 250	21 840	1 913 835
29251100	Saccharin & its salts	-	33 900	-	216 752
29252900	Imines & their derivatives; salts thereof,Other than chlordimeform (ISO)	448 865	1 341 463	1 829 053	5 502 835
29269000	Nitrile-function compound, other than HS 2926.10.00 to 2926.40.00	-	0	-	12
29270010	Azodicarbonamide	1 573 589	10 185 427	4 804 700	30 734 143
29270090	Diazo-, azo- or azoxy-compounds other than Azodicarbonamide	23 000	46 000	58 650	114 080
29280010	Linuron	-	25	-	510
29280090	Organic derivatives of hydrazine or of hydroxylamine other than Linuron	7 060	87 586	8 481	138 327
29291020	Isocyanates, Toluene diisocyanate	2 000	2 000	1 075	1 075
29291090	Compounds Isocyanates with other nitrogen function other than Diphenylmethane diisocyanate (MDI) & Toluene diisocyanate	38 563	206 479	169 403	927 943
29299010	Sodium cyclamate	46 020	864 528	125 507	1 615 510
29299090	Compounds with other nitrogen function other than Isocyanates and Cyclamates	10 000	30 000	30 250	61 768
29302000	Thiocarbamates & dithiocarbamates	-	5	-	999
29309010	Dithiocarbonates	-	4	-	461
29309090	Organo-sulphur compounds, other than HS 2930.20.00 to 2930.90.90	128 600	366 397	1 808 194	4 988 186
29313400	Sodium 3(trihydroxysilyl)propyl methylphosphonate	-	40 000	-	76 800
29319049	Organoarsenic compounds, Other than In liquid form	3 750	3 750	7 564	7 564

Tabel 3 : Ekspor Indonesia menurut Komoditi (Kode HS 8 digit)

Mei 2021

Kode H S	Uraian golongan barang	Berat bersih (Kg)		Nilai F.O.B. (U S \$)	
		Bulan ini	Kumulatif	Bulan ini	Kumulatif
(1)	(2)	(3)	(4)	(5)	(6)
29319090	Organo-inorganic compounds other than HS 2931.10.10-2931.90.50	1 016	158 228	4 353	526 073
29321400	Sucralose	-	1 085	-	44 500
29321900	Compounds containing an unfused furan ring (whether or not hydrogenated) in the structure, o.T HS 2932.11.00-2932.14.00	17 224	183 689	74 220	375 139
29322090	Lactones, Other than Coumarin N(1,2Benzopyrone) methylcoumarins & ethylcoumarin	18	569	3 225	15 506
29329910	Carbofuran	-	5	-	2 170
29329990	Heterocyclic compounds with oxygen hetero-atom(s) only, other than HS 2932.11.00-2932.99.10	-	38 000	-	610 825
29331900	Compounds contain an unfused pyrazole ring (hydrogenated/not)in the structure,not Phenazone (antipyrin)&its derivatives	-	25	-	136
29332100	Hydantoin & its derivatives	78 500	468 001	158 467	1 437 807
29332900	Compounds containing an unfused imidazole ring (hydrogenated/not)in the structure,not Hydantoin&its derivatives	141 000	915 350	647 395	4 516 857
29333910	Chlorpheniramine & isoniazid	-	4 380	-	48 946
29333930	Paraquat salts	-	3	-	516
29335990	Compound contain aPyrimidine ring (whether/not hydrogenated)/piperazine ring inThe structure,ot than HS29335200-29335910	0	0	40	40
29336900	Compounds containing an unfused triazine ring (whether or not hydrogenated) in the structure, other than Melamin	1 100	24 798	2 927	73 353
29339910	Mebendazole & parbendazole	-	1	-	404
29339990	Heterocyclic compounds with nitrogen hetero-atom(s) only oth than 2933.11.00-2933.99.10	2 748 100	13 908 010	12 560 402	62 502 541
29341000	Compounds containing an unfused thiazole ring (whether or not hydrogenated) in the structure	-	125	-	21 948
29342000	Compounds containing in the structure a benzothiazole ringsystem (whether or not hydrogenated), not further fused	6 300	6 305	14 739	15 579
29343000	Compounds containing in the structure a phenothiazine ringsystem (whether or not hydrogenated), not further fused	-	800	-	1 024
29349910	Nucleic acids & their salts	952 201	4 698 493	4 935 298	24 047 065
29349920	Sultones, sultams, diltiazem	286	2 813	107 081	952 504
29349930	6Aminopenicillanic acid	-	21 578	-	45 206
29349990	Nucleic acids&their salts,whether or not chemically define,oth heterocyclic comp n.e.c. HS 2934.10.00-2934.99.50	109 384	853 216	1 446 927	11 570 546
29359000	Sulphonamides other than HS 2935.10.00-2935.50.00	37 200	306 016	372 529	2 802 235
29362100	Vitamin A & their derivatives	-	6 275	-	235 074
29362200	Vitamin B1 & its derivatives	-	107	-	30 314
29362400	D or DLPantothenic acid (Vitamin B3 or Vitamin B5) & its derivatives	680	11 515	5 401	210 713
29362500	Vitamin B6 & its derivatives	-	25	-	537
29362600	Vitamin B12 & its derivatives	-	675	-	60 043
29362700	Vitamin C & its derivatives	531	2 998	4 162	24 459
29362800	Vitamin E & its derivatives	57	15 238	5 600	376 795
29362900	Vitamins; n.e.c. in HS 2936.21.00-2936.28.00, and their derivatives, unmixed	2 724	3 220	31 510	37 402
29369000	Provitamins,natural or reproduced by synthesis (including natural concentrates)	2 247	5 389	87 037	203 415
29371900	Polypeptide,protein&glycoprotein hormones,their derivatives&struct analogue,oth than somatotopin&insulin&its salts	18	97	500 993	2 894 207
29389000	Glycosides,natural/reproduced by synthesis,&their salt,ether,ester&other deriv,Oth than Rutoside(rutin) & its derivative	17 640	91 302	47 804	280 008
29392010	Alkaloids of cinchona & their derivatives, salts thereof, Quinine & its salts	9 257	36 000	916 503	3 682 462
29392090	Alkaloids of cinchona & their derivatives, salts thereof, oth than Quinine & its salts	-	6	-	28
29393000	Caffeine & its salts	300	25 660	7 050	151 130

Tabel 3 : Ekspor Indonesia menurut Komoditi (Kode HS 8 digit)

Mei 2021

Kode H S	Uraian golongan barang	Berat bersih (Kg)		Nilai F.O.B. (U S \$)	
		Bulan ini	Kumulatif	Bulan ini	Kumulatif
(1)	(2)	(3)	(4)	(5)	(6)
29397900	Alkaloids; of vegetal origin, nec HS 2939.71.00	2	933	1	1 104
29400000	Sugars, chemically pure oth than sucrose ,lactose, maltose, glucose, & fructose	1 467 872	8 070 598	1 235 724	7 640 105
29411090	Penicillins & their derivatives with a penicillanic acid structure, salts thereof, other than Amoxicillin & Ampicillin	-	542	-	40 800
29415000	Erythromycin & its derivatives, salts thereof	5	5	711	711
29419000	Antibiotics; n.e.c. in heading no. 2941	19	1 914	208	21 753
29420000	Organic compounds; n.e.c. in chapter 29	3 585	60 808	21 623	388 383
30012000	Extracts of glands or other organs or of their secretions	-	1	-	111
30019000	Heparin&its salts,oth human/animal substance prepared for therapeutic/prophylactic uses,not elsewhere specified/included	-	132 321	-	870 064
30021100	Malaria diagnostic test kits	-	1	-	102
30021210	Antisera, plasma protein solutions, haemoglobin powder	-	14	-	104
30021290	Antisera & other blood fractions, other than antisera, plasma protein solutions, haemoglobin powder	156	1 533	7 709	70 738
30021500	Immunological products, put up in measured doses or in forms or packings for retail sale	-	638	-	8 243
30021900	Immunological products,w.o.n modified/obtained by means of biotechnological processes,other than HS 3002.11-3002.15	22	24	21	593
30022010	Tetanus toxoid	6 230	48 381	1 304 677	7 031 908
30022020	Pertussis, measles, meningitis or polio vaccines	18 759	61 567	7 788 147	28 513 526
30022090	Vaccines for human medicine, Other than Tetanus toxoid & Pertussis, measles, meningitis or polio vaccines	1 025	2 101	124 104	513 812
30023000	Vaccines for veterinary medicine	53 676	270 873	1 179 968	7 540 561
30029000	Toxins, cultures of micro-organisms (excluding yeasts) and similar products	204	62 083	7 882	245 634
30031090	Medicaments cont. penicillins/deriv, with penicillanic acid structure/streptomycins, o.t cont. amoxicillin&icillin	13 289	15 974	49 131	70 416
30032000	Medicaments,cont.antibiotic, consist?2constituent mix for therapeutic/prophylactic,not in measured dose/pack for retail	-	1 364	-	13 932
30033100	Medicaments, containing insulin, for therapeutic or prophylactic uses, not packaged for retail sale	2	11	5	1 376
30033900	Medicaments,containing hormones (excl. insulin),for therapeutic/prophylactic uses,not packaged for retail sale	94 078	397 435	1 115 144	4 811 454
30039000	Medicaments, for therapeutic or prophylactic uses, not packed for retail sale, other than HS 3003.10.10-3003.60.00	-	34	-	11 113
30041015	Medicament,containing penicillin G (excl penicillin G benzathine),phenoxymethyl penicillin/salts thereof,for retail sale	-	1 766	-	150 866
30041016	Medicaments,containing ampicillin,amoxycillin or salts thereof,of a kind taken orally,packing for retail sale	8 156	53 909	91 799	497 753
30041019	Medicaments,containing penicillins/derivates thereof,packing for retail sale,other than HS 3004.10.15-3004.10.16	2 234	269 323	166 663	21 327 576
30041021	Medicaments, containing streptomycins or derivatives thereof, in ointment form, packing for retail sale	-	1 166	-	14 236
30041029	Medicaments, containing streptomycins or derivatives thereof, other than in ointment form, packing for retail sale	5	1 344	2	6 709
30042010	Antibiotics containing gentamycin,lincocomycin,sulfamethoxazole/its derivatives,of a kind taken orally/in ointment form	126	681	9 819	54 708
30042031	Antibiotics containing erythromycin or derivatives thereof, of a kind taken orally	2 907	43 362	242 680	847 008
30042032	Antibiotics containing erythromycin or derivatives thereof, in ointment form	1	32	82	601
30042039	Antibiotics containing erythromycin or derivatives thereof, other than of a kind taken orally or in ointment form	123	2 455	72 778	459 587
30042071	Antibiotics containing tetracyclines or chloramphenicols or derivatives,of a kind taken orally or in ointment form	6 010	15 540	147 668	525 767
30042079	Antibiotics containing tetracyclines or chloramphenicols or derivatives,oth of a kind taken orally or in ointment form	-	483	-	23 835

Tabel 3 : Ekspor Indonesia menurut Komoditi (Kode HS 8 digit)

Mei 2021

Kode H S	Uraian golongan barang	Berat bersih (Kg)		Nilai F.O.B. (U S \$)	
		Bulan ini	Kumulatif	Bulan ini	Kumulatif
(1)	(2)	(3)	(4)	(5)	(6)
30042091	Antibiotic, of a kind taken orally or ointment form, other than HS 3004.20.10-3004.20.79	2 531	5 301	206 066	637 860
30042099	Antibiotic, other than of a kind taken orally or ointment form, other than HS 3004.20.10-3004.20.79	17 855	86 440	611 719	3 178 945
30043100	Medicaments, containing hormones or other products of heading 29.37, containing insulin	503	991	15 502	29 984
30043210	Medicaments, contain corticosteroid hormones, its derivatives/structural analogues, contain dexamethasone/their derivatives	392	3 946	1 129	60 330
30043290	Medicaments, containing corticosteroid hormones, their derivatives or structural analogues, oth HS 3004.32.10-3004.32.40	1 496	8 708	212 138	880 463
30043900	Medicaments, containing hormones/other products of heading 29.37, other than HS 3004.31.00-3004.32.90	33 208	276 262	969 231	5 757 430
30044100	Medicaments, containing alkaloids or derivatives thereof, containing ephedrine or its salts, packing for retail sale	2 692	2 692	54 485	54 485
30044200	Medicaments, containing alkaloids/derivatives thereof, containing pseudoephedrine/its salts, packing for retail sale	42 304	44 287	497 007	577 472
30044300	Medicaments, containing alkaloids/derivatives thereof, containing norephedrine or its salts, packing for retail sale	40 876	167 932	511 460	2 140 890
30044990	Medicaments, containing alkaloids or derivatives thereof, packing for retail sale, other than HS 3004.41.00-3004.49.80	-	2	-	25
30045010	Medicaments containing vitamins or other products of heading 29.36, of a kind suitable for children, in syrup form	-	3 907	-	18 335
30045021	Medicaments containing more than one vitamin, of a kind taken orally	-	14 546	-	326 996
30045029	Medicaments containing more than one vitamin, other than of a kind taken orally	57 203	376 706	1 368 225	9 758 555
30045091	Medicaments containing vitamin A, B or C	3 858	41 368	132 588	1 307 708
30045099	Medicaments containing vitamins or other products of heading 29.36, other than HS 3004.50.10-3004.50.91	16 317	80 677	1 540 087	6 276 578
30046090	Medicaments, containing antimalarial active principles described in Subheading Note 2, other than HS 3004.60.10-3004.60.20	-	2	-	124
30049020	Closed sterile water for inhalation, pharmaceutical grade	6	8 203	307	103 244
30049030	Antiseptics	10 365	683 198	17 055	1 645 569
30049049	Anaesthetics, other than containing procaine hydrochloride	140 013	580 308	2 678 310	11 838 481
30049051	Analgesics, antipyretics & other medicaments for coughs/colds, contain acetylsalicylic acid, paracetamol/dipyron, taken orally	76 793	378 306	967 304	4 522 608
30049052	Analgesics, antipyretics & other medicaments for the treatment of coughs/colds, containing chlorpheniramine maleate	4 057	19 651	17 061	128 018
30049053	Analgesics, antipyretics & other medicaments for the treatment of coughs/colds, containing diclofenac, of a kind taken orally	-	1 163	-	53 987
30049054	Analgesics, antipyretics & other medicaments for the treatment of coughs/colds, containing piroxicam (INN) or ibuprofen	3 551	8 080	101 640	197 170
30049055	Analgesics, antipyretics & other medicaments for the treatment of coughs/colds, in liniment form	65 688	728 834	470 191	4 753 394
30049059	Analgesics, antipyretics & other medicaments for the treatment of coughs or colds, other than HS 3004.90.51-3004.90.55	262 459	1 170 187	5 242 585	24 251 408
30049065	Antimalarials, herbal medicaments	14 144	84 490	241 884	1 141 624
30049069	Antimalarials, other than containing primaquine/artemisinin other than of subheading 3004.60.10/herbal medicaments	2 504	20 944	24 519	221 731
30049072	Anthelmintic, herbal medicaments	955	3 602	1 237	45 200
30049079	Anthelmintic, other than containing piperazine or mebendazole (INN) or herbal medicaments	4 255	30 317	311 331	1 043 053
30049082	Anti HIV/AIDS medicaments	87	1 789	316 371	4 510 189
30049089	Medicaments for the treatment of cancer or other intractable diseases, other than containing deferoxamine, for injection	4 077	26 138	253 787	2 741 353

Tabel 3 : Ekspor Indonesia menurut Komoditi (Kode HS 8 digit)

Mei 2021

Kode H S	Uraian golongan barang	Berat bersih (Kg)		Nilai F.O.B. (U S \$)	
		Bulan ini	Kumulatif	Bulan ini	Kumulatif
(1)	(2)	(3)	(4)	(5)	(6)
30049091	Medicaments containing sodium chloride or glucose, for infusion, packaged for retail sale	21 392	168 929	138 735	854 935
30049092	Medicaments containing sorbitol or salbutamol, for infusion, packaged for retail sale	19 848	40 669	91 132	186 484
30049093	Medicaments containing sorbitol or salbutamol, in other forms, packaged for retail sale	-	14 848	-	25 935
30049094	Medicaments containing cimetidine (INN) or ranitidine (INN) other than for injection, packaged for retail sale	37	23 463	57 093	164 088
30049096	Nasal-drop medicaments containing naphazoline, xylometazoline or oxymetazoline	24	63	88	207
30049098	Herbal medicaments, other than for anthelmintic or antimalarials	159 060	752 476	394 254	1 964 681
30049099	Medicament consisting of mix/unmix product for therapeutic/prophylactic uses,for retail sale,oth HS 3004.10.15-.90.98	29 598	160 824	4 718 910	34 261 222
30051010	Adhesive dressings & other articles having an adhesive layer, impregnated or coated with pharmaceutical substances	6 081	19 311	59 305	239 848
30051090	Adhesive dressings&other articles having an adhesive layer,other than impregnated/coated with pharmaceutical substances	30 787	136 074	281 856	1 039 982
30059010	Bandages, put up in forms or packings for retail sale for medical, surgical, dental or veterinary purposes	5 297	15 129	8 125	63 008
30059020	Gauze, put up in forms or packings for retail sale for medical, surgical, dental or veterinary purposes	-	1	-	15
30059090	Wadding,packings for retail sale for medical,surgical,dental/veterinary purposes,other than HS 3005.10.10-3005.90.20	6 540	33 433	60 298	394 368
30061090	Sterile surgical catgut,sterile tissue adhesives for surgical wound closure; sterile laminaria & sterile laminaria tents	-	331	-	5 366
30062000	Bloodgrouping reagents	4 000	4 000	2 791	2 791
30064010	Dental cements & other dental fillings	-	2	-	9
30065000	First-aid boxes & kits	3	37	68	521
30066000	Chemical contraceptive preparations based on hormones, on other products of heading 29.37 or on spermicides	30 131	115 536	1 715 930	7 577 943
30067000	Gel prep designed to be used in hum or vet med as a lubricant for parts of the body for surg operations or physical exam	32	52	58	383
30069290	Waste pharmaceuticals other than medicaments for the treatment of cancer, HIV/AIDS or other intractable diseases	5	11	163	344
31010010	Fertilisers produced by of solely vegetable origin	337 500	1 619 020	72 125	379 370
31010092	Fertilisers produced of animal origin (other than guano), chemically treated	-	12 238	-	36 001
31010099	Animal fertilisers,not chemically treated	1 595 761	11 672 253	433 971	3 036 511
31021000	Urea, whether or not in aqueous solution	186 531 511	759 003 481	63 633 361	247 752 852
31022100	Ammonium sulphate	48 000	240 000	5 800	36 880
31022900	Double salts & mixtures of ammonium sulphate & ammonium nitrate	-	6	-	36
31023000	Ammonium nitrate, whether or not in aqueous solution	5 300 000	16 700 800	2 364 558	6 674 043
31028000	Mixtures of urea & ammonium nitrate in aqueous or ammoniacal solution	1	22	2	93
31029000	Mineral or chemical fertilisers, nitrogenous, other than HS 3102.10-3102.80.00	39 200	78 464	2 230	5 112
31031190	Superphosphates containing by weight 35 % or more of diphosphorus pentaoxide (P2O5), other than feed grade	570 000	3 261 500	143 010	787 348
31031990	Superphosphates containing by weight less than 35 % of diphosphorus pentaoxide (P2O5), other than feed grade	100 000	2 852 200	18 500	598 520
31039010	Calcined phosphatic fertilisers	186 000	839 300	40 565	180 077
31039090	Mineral or chemical fertilisers, phosphatic, other than superphosphate & calcined phosphatic fertilisers	439 353	6 069 952	97 627	1 040 473
31042000	Potassium chloride	-	29 002	-	10 525
31043000	Potassium sulphate	1 249 000	5 177 000	502 712	2 065 449
31049000	Mineral or chemical fertilisers, potassic, other than potassium chloride & potassium sulphate	-	5 000	-	2 800

Tabel 3 : Ekspor Indonesia menurut Komoditi (Kode HS 8 digit)

Mei 2021

Kode H S	Uraian golongan barang	Berat bersih (Kg)		Nilai F.O.B. (U S \$)	
		Bulan ini	Kumulatif	Bulan ini	Kumulatif
(1)	(2)	(3)	(4)	(5)	(6)
31051010	Superphosphates & calcined phosphatic fertilisers in tablets or similar forms of a gross weight not exceeding 10 kg	-	21 000	-	4 869
31051020	Mineral/chemical fertilisers contain 2 or 3 of fertilising elements in tablets/similar forms of a gross weight <=10 kg	-	12 000	-	5 919
31052000	Mineral or chemical fertilisers containing the three fertilising elements nitrogen, phosphorus & potassium	484 726	2 482 381	309 715	1 530 189
31054000	Ammonium dihydrogenorthophosphate & mixtures thereof with diammonium hydrogenorthophosphate	-	4 636	-	18 143
31055100	Mineral or chemical fertilisers containing nitrates & phosphates	43 200	85 064 160	9 245	26 049 769
31055900	Mineral/chemical fertilisers, contain the two fertilising elements nitrogen&phosphorus, oth contain nitrates&phosphates	68 500	283 502	10 042	40 673
31056000	Mineral or chemical fertilisers containing the two fertilising elements phosphorus & potassium	-	39	-	347
31059000	Mineral/chemical fertilisers contain two/three of fertilising elements nitrogen, phosphorus & potassium, oth HS 3105.20-.60	378 671	2 730 886	150 097	747 854
32019000	Tanning extracts of vegetable origin, tannins & their salts, ethers, ester & other derivatives, oth quebracho & wattle extract	866 087	8 200 940	2 263 850	20 475 173
32021000	Synthetic organic tanning substances	246 630	2 134 806	334 154	2 676 215
32029000	Inorganic tanning substances, tanning prep, w.o.n containing natural tanning substances, enzymatic prep for pre-tanning	3 467	25 878	7 183	28 758
32030010	Colouring matter of veg/animal origin incl dyeing extracts excl animal black, of a kind used in the food/drink industries	698	26 190	10 453	144 640
32030090	Col matter of veg/animal origin incl dyeing extract excl animal black other than used in the food or drink industries	153	6 807	632	24 169
32041110	Disperse dyes & preparations based thereon, crude	302	8 588	4 221	44 744
32041190	Disperse dyes & preparations based thereon, other than crude	452 406	2 534 411	5 822 231	33 262 010
32041210	Acid dyes, whether or not premetallised, & preparations based thereon	43 841	270 161	531 406	3 453 459
32041290	Mordant dyes & preparations based thereon	50	1 033	2 662	13 241
32041300	Basic dyes & preparations based thereon	57 000	65 700	21 576	106 188
32041400	Direct dyes & preparations based thereon	87 849	512 649	207 513	1 321 591
32041500	Vat dyes (including those usable in that state as pigments) & preparations based thereon	15 748	43 140	218 322	686 312
32041600	Reactive dyes & preparations based thereon	337 008	2 189 057	1 871 114	12 056 012
32041710	Synthetic organic pigment in powder form	321 588	1 421 101	2 001 610	9 828 349
32041790	Pigments & preparations based thereon, other than synthetic organic pigment in powder form	217 783	1 389 012	1 039 505	6 408 093
32041900	Synthetic organic colouring matter & prep, including mixtures of colouring matter of ?2 of the subheading 3204.11-3204.19	120 403	1 494 260	122 466	1 434 263
32042000	Synthetic organic products of a kind used as fluorescent brightening agents	422 984	2 766 026	749 371	4 654 518
32049000	Synthetic organic colouring matter, prep as specified in Note 3 to this Chapter, other than HS 3204.11 to 3204.20	100	1 407	1 994	16 233
32050000	Colour lakes, preparations as specified in Note 3 to this Chapter based on colour lakes.	10	512	253	16 377
32061110	Pigments based on titanium dioxide containing 80 % or more by weight of titanium dioxide calculated on the dry matter	-	4 000	-	25 436
32061910	Pigments based on titanium dioxide containing less than 80 % by weight of titanium dioxide calculated on the dry matter	6 000	188 800	13 880	503 546
32061990	Preparations based on titanium dioxide containing < 80% by weight of titanium dioxide calculated on the dry matter	6 175	184 375	20 344	554 080
32062010	Chrome yellow, chrome green & molybdate orange or red based on chromium compounds	2 050	182 711	13 317	954 292
32062090	Pigments & prep based on chromium compounds, oth than chrome yellow, chrome green & molybdate orange/red from chrome compounds	4	19 006	4	59 335
32064110	Preparations based on ultramarine	1 200	1 200	11 807	11 807
32064190	Ultramarine	1 000	7 000	1 680	11 760

Tabel 3 : Ekspor Indonesia menurut Komoditi (Kode HS 8 digit)

Mei 2021

Kode H S	Uraian golongan barang	Berat bersih (Kg)		Nilai F.O.B. (U S \$)	
		Bulan ini	Kumulatif	Bulan ini	Kumulatif
(1)	(2)	(3)	(4)	(5)	(6)
32064910	Preparation, other than ultramarine & prep based thereon or lithopone & other pigments & prep based on zinc sulphide	13 990	78 000	188 791	817 473
32064990	Colouring matter, other than ultramarine & prep based thereon or lithopone & other pigments & prep based on zinc sulphide	124 869	724 813	503 591	2 830 300
32071000	Prepared pigments, prepared opacifiers, prepared colours & similar preparations	393 081	1 896 024	1 083 271	6 108 869
32072010	Enamel frits	2 401	56 033	5 926	102 898
32072090	Vitrifiable enamels & glazes, engobes (slips) & similar preparations, other than enamel frits	167 028	1 557 470	157 685	1 075 175
32073000	Liquid lustres & similar preparations	1 070	4 257	601	5 281
32074000	Glass frit & other glass, in the form of powder, granules or flakes	423 871	3 044 949	341 325	2 756 595
32081019	Varnishes (including lacquers) based on polyesters, other than of a kind used in dentistry	3 198	88 061	5 437	240 577
32081020	Antifouling &/or anticorrosive paints for ships' hulls based on polyesters	-	224	-	3 472
32081090	Paint incl enamels based on polyesters, oth than varnishes incl lacq&antifouling &/or anticorrosive paint for ships'hulls	370 471	3 408 783	1 140 305	9 623 251
32082070	Varnishes (including lacquers), of a kind used in dentistry based on acrylic or vinyl polymers	-	3 800	-	14 900
32082090	Paints based on acrylic or vinyl polymers, oth than antifouling &/or anticorrosive paint	387 040	1 843 476	1 050 418	5 458 575
32089019	Varnishes(incl lacquers), >100°C heat resistance, not used in dentistry, oth based on polyesters,acrylic/vinyl polymers	30 045	49 505	73 460	125 843
32089029	Varnishes(incl lacquers), <=100°C heat resistance, not used in dentistry,oth based on polyesters,acrylic/vinyl polymers	173 130	736 692	517 457	2 215 729
32089030	Antifouling &/or anticorrosive paints for ships'hulls other than based on polyesters&based on acrylic or vinyl polymers	-	56	-	8 951
32089090	Paint&varnishes incl enamels&lacquers exc based on polyesters&based on acrylic/vinyl polymers&HS 3208.10.10-3208.90.30	652 358	4 442 428	2 080 468	13 963 748
32091010	Varnishes (including lacquers), based on acrylic or vinyl polymers	26 583	157 963	34 464	217 750
32091050	Antifouling &/or anticorrosive paints for ships' hulls, based on acrylic or vinyl polymers	2	1 231	3	5 210
32091090	Paints&varnishes including enamels based on acrylic or vinyl polymers, other than HS 3209.10.10-3209.10.50	43 618	291 822	80 797	565 465
32099000	Paints & varnishes (including enamels & lacquers), other than based on acrylic or vinyl polymers	155 185	1 015 304	256 645	1 616 383
32100010	Varnishes (including lacquers)	8 859	76 376	50 191	442 957
32100030	Prepared water pigments of a kind used for finishing leather	-	16	-	1 286
32100099	Paints other than antifouling &/or anticorrosive paints for ships' hulls	8 551	18 909	43 087	92 841
32110000	Prepared driers	202	38 088	1 947	124 265
32121000	Stamping foils	169	9 530	13 820	224 615
32129011	Aluminium paste dispersed in nonaqueous media, of a kind used in the manufacture of paints (including enamels)	2 500	2 563	11 518	13 737
32129019	Pigment incl metallic powders&flakes dispersed in not water media,in liq/paste form,not for manufacture of leather paint	2 733	20 454	17 696	122 281
32129029	Colouring matter put up in forms/packings for retail sale of a kind not used in the food/drink industries	7 759	19 165	13 390	26 163
32131000	Colours in sets, of a kind used by artists, students or signboard painters	3 579	7 229	33 857	72 465
32139000	Colours, of a kind used by artists, students or signboard painters, other than colours in sets	25	615	769	2 706
32141000	Glaziers' putty, grafting putty, resin cements, caulking compounds & other mastics, painters' fillings	98 158	801 901	302 074	2 994 090
32149000	Non-refractory surfacing preparations for facades, indoor walls, floors, ceilings or the like.	191 090	1 784 470	215 007	2 475 243
32151110	Printing ink, black, ultraviolet curable	2	78	81	548
32151190	Printing ink, black other than ultraviolet curable ink	82 135	692 125	780 788	6 494 528
32151900	Printing ink, other than black	733 700	3 882 325	7 090 600	36 315 923

Tabel 3 : Ekspor Indonesia menurut Komoditi (Kode HS 8 digit)

Mei 2021

Kode H S	Uraian golongan barang	Berat bersih (Kg)		Nilai F.O.B. (U S \$)	
		Bulan ini	Kumulatif	Bulan ini	Kumulatif
(1)	(2)	(3)	(4)	(5)	(6)
32159060	Writing or drawing ink	22	107	17	3 211
32159070	Ink of a kind suitable for use with duplicating machines of heading 84.72	32 052	156 996	785 536	3 363 432
32159090	Ink, whether or not concentrated or solid, other than HS 3215.11.10-3215.90.70	34 894	273 355	260 301	1 843 321
33011200	Essential oils of orange	45	4 426	1 946	49 175
33011300	Essential oils of lemon	171	353	43 735	50 724
33011900	Essential oils of citrus fruit, other than of orange & lemon	141 897	523 345	4 930 732	16 719 775
33012400	Essential oils of peppermint (Mentha piperita)	-	3 606	-	102 634
33012500	Essential oils of other mints, other than peppermint (Mentha piperita)	15 382	69 081	831 702	3 708 539
33012910	Essential oils of lemon grass, citronella, nutmeg, cinnamon, ginger, cardamom, fennel or palmrose	256 369	1 416 025	7 594 599	45 121 998
33012920	Essential oils of sandalwood	23 628	76 268	1 101 651	5 082 462
33012990	Essential oils other than HS 3301.12.00-3301.29.20	108 606	329 435	3 048 903	8 754 688
33013000	Resinoids	127	137	12 692	15 165
33019010	Aqueous distillates & aqueous solutions of essential oils suitable for medicinal use	263	8 287	1 321	159 987
33019090	Extract oleoresins; concentrates of essential oils; terpenic by-product of deterpenation of essential oils	186 458	954 476	4 534 831	26 241 436
33021010	Odoriferous alcoholic preparations of a kind used in the manufacture of alcoholic beverages, in liquid form	5 073	50 458	51 948	587 200
33021020	Odoriferous alcoholic preparations of a kind used in the manufacture of alcoholic beverages, in other forms	1	3 452	1	50 629
33021090	Odoriferous alcoholic preparations of a kind used in the food or drink industries, other than HS 3302.10.10-3302.10.20	859 789	4 937 765	9 648 834	53 634 286
33029000	Odoriferous substances and mixtures; used as raw materials in industries other than the food or drink industries	254 876	1 749 923	4 112 562	30 221 000
33030000	Perfumes & toilet waters.	446 545	3 420 009	12 938 969	63 413 257
33041000	Lip makeup preparations	771	6 359	76 590	519 750
33042000	Eye makeup preparations	1 554	9 534	148 848	1 598 296
33043000	Manicure & pedicure preparations	419	6 739	1 092	51 607
33049100	Beauty or make up preparations, powders, whether or not compressed	194 917	1 289 744	693 552	4 572 563
33049920	Antiacne preparations	12 823	144 173	58 447	633 445
33049930	Face or skin creams & lotions other than antiacne preparations	620 105	5 247 072	3 921 750	22 860 340
33049990	Beauty/make up preparat, for the care of the skin (incl sunscreen or sun tan preparations), o.t HS 3304.10.00-3304.99.30	685 568	3 140 573	4 686 208	25 202 840
33051010	Shampoos having antifungal properties	888 793	3 490 185	1 685 968	5 932 065
33051090	Shampoos not having antifugal properties	812 520	6 057 648	1 877 413	13 132 976
33052000	Preparations for permanent waving or straightening	2 538	5 097	9 476	35 224
33053000	Hair lacquers	319	532	468	1 364
33059000	Preparations for use on the hair, other than shampoos, preparations for permanent waving or straightening & hair lacquer	463 302	3 121 026	3 649 816	22 344 717
33061010	Dentifrices in powders forms & pastes for dental prophylaxis	523 645	3 309 135	1 094 827	6 562 216
33061090	Dentifrices, other than in powders forms&pastes for dental prophylaxis	70 324	781 484	233 582	3 162 664
33062000	Yarn used to clean between the teeth (dental floss)	248	1 331	1 419	90 648
33069000	Prep for oral/dental hygiene, incl denture fixative pastes&powders,in individual retail packages,other than dentifrices	29 233	181 936	57 654	504 926
33071000	Preshave, shaving or aftershave preparations	32 701	52 138	78 780	129 298
33072000	Personal deodorants & antiperspirants	45 880	361 584	189 502	1 511 089
33073000	Perfumed bath salts & other bath preparations	59	173	370	2 711
33074110	Agarbatti & other odoriferous prep which operate by burning,Scented powders of a kind used during religious rites	112 381	475 559	154 844	629 124
33074190	Agarbatti& other odoriferous prep which operate by burning, oth scented powders of a kind used during religious rites	16 723	87 774	183 873	444 950
33074910	Room perfuming preparations, whether or not having disinfectant properties	98 745	540 706	517 414	2 939 099

Tabel 3 : Ekspor Indonesia menurut Komoditi (Kode HS 8 digit)

Mei 2021

Kode H S	Uraian golongan barang	Berat bersih (Kg)		Nilai F.O.B. (U S \$)	
		Bulan ini	Kumulatif	Bulan ini	Kumulatif
(1)	(2)	(3)	(4)	(5)	(6)
33074990	Deodorising rooms, other than room perfuming preparations, whether or not having disinfectant properties	5 940	88 973	24 640	542 532
33079010	Animal toilet preparations	-	5	-	45
33079030	Papers & tissues, impregnated or coated with perfume or cosmetics	76 377	501 749	256 642	1 484 442
33079040	Perfumery or cosmetics, including depilatories, other than HS 3307.10.00-3307.90.31	11 895	57 391	42 577	306 875
33079090	Perfumery, cosmetic or toilet preparations, other than HS 3307.10.00-3307.90.50	14 013	106 514	77 532	460 804
34011140	Medicated soap including disinfectant soap	797 797	11 140 232	1 062 217	13 782 422
34011150	Soap for toilet uses including bath soap other than medicated soap	7 632 609	46 953 439	11 653 846	67 957 591
34011160	Organic surface-active prod&prep for toilet use, of felt/nonwovens,impregnated,coated/covered with soap/detergent	7 985	30 032	37 909	82 093
34011190	Organic surface-active products & preparations for toilet use, other than HS 3401.11.60	995 314	4 131 373	748 615	3 219 117
34011990	Soap&org surf-active prod&prep,form of bars,cakes,moulded pieces/shapes,pap,wadding,oth for toilet use incl med products	3 418 178	15 144 932	4 678 757	18 366 665
34012020	Soap chips	48 956 163	223 751 705	37 695 725	172 353 976
34012091	Soap in other forms of a kind used for flotation deinking of recycled paper, other than soap chips	-	46 400	-	168 787
34012099	Soap in other forms, other than soap chips & soap of a kind used for flotation deinking of recycled paper	1 031 735	15 028 606	1 266 116	13 960 084
34013000	Organic surfaceactive products&prep for washing the skin,in the form of liq/cream&put up for retail,contain soap/not	1 182 196	7 510 260	4 289 852	24 621 037
34021110	Sulphated fatty alcohols, whether or not put up for retail sale	1 049 210	9 092 682	1 804 167	15 269 878
34021140	Sulphonated alkylbenzene, whether or not put up for retail sale	2 050 478	10 927 766	2 598 386	12 780 392
34021190	Anionic other than Sulphated fatty alcohols&Sulphonated fatty alcohols including org surf-active agents	1 642 392	8 705 875	3 264 450	18 873 008
34021200	Cationic including organic surfaceactive agents, whether or not put up for retail sale	433 597	2 447 726	618 056	3 227 082
34021310	Hydroxyl-terminated polybutadiene, whether or not put up for retail sale	7 583	62 011	23 008	133 070
34021390	Non-ionic including organic surfaceactive agents, put up for retail sale or not, oth hydroxylterminated polybutadiene	174 014	815 640	300 640	1 535 238
34021910	Organic surf-active agents,of a kind suit for use in fire-ext prep,other than anionic,cationic&non-ionic	9 900	157 791	16 391	257 483
34021990	Organic surf-active agents,other than anionic,cationic&non-ionic&of a kind suit to use in fire-ext prep	591 799	4 010 159	724 097	4 694 615
34022014	Surface active preparations put up for retail sale in liquid form	1 055 657	7 116 420	982 828	7 214 949
34022015	Washing/cleaning preparation,including bleaching,cleansing/degreasing preparations put up for retail sale in liquid form	4 682 753	26 964 500	2 993 414	18 060 595
34022094	Surface active preparations put up for retail sale other than in liquid form	1	8 254	64	15 102
34022095	Washing/cleaning prep,including bleaching,cleansing or degreasing prep put up for retail sale other than in liquid form	13 124 796	72 669 381	9 422 436	54 951 029
34029011	Anionic wetting agents in liquid form	12 000	227 408	34 130	334 950
34029012	Anionic washing or cleaning preparations, including bleaching, cleansing or degreasing preparations in liquid form	136 714	1 071 868	208 772	1 457 974
34029013	Washing/cleaning preparations, including bleaching, cleansing/degreasing prep in liquid form other than anionic prep	11 308	121 296	19 382	149 474
34029014	Anionic surface active preparations in liquid form other than anionic wetting agents and washing preparations	1 304	23 734	4 120	34 814
34029019	Surf active prep, wash prep incl aux wash&clean prep,cont soap/not,in liq form, oth than HS34.01, 3402.90.11-14, retail	340 360	1 469 618	607 855	3 059 866
34029091	Anionic wetting agents not in liquid form	12	183 747	19	360 833

Tabel 3 : Ekspor Indonesia menurut Komoditi (Kode HS 8 digit)

Mei 2021

Kode H S	Uraian golongan barang	Berat bersih (Kg)		Nilai F.O.B. (U S \$)	
		Bulan ini	Kumulatif	Bulan ini	Kumulatif
(1)	(2)	(3)	(4)	(5)	(6)
34029092	Anionic washing or cleaning preparations,including bleaching,cleansing or degreasing preparations not in liquid form	232	577	268	1 222
34029093	Washing/cleaning preparations, including bleaching, cleansing/degreasing prep not in liquid form other than anionic prep	43 073	471 092	41 884	476 666
34029094	Anionic surface active preparations not in liquid form other than anionic wetting agents and washing preparations	-	35	-	18
34029099	Surface active prep,wash prep incl aux wash&clean prep,cont soap/not,not in liq form,oth than of 34.01,HS 3402.90.91-.94	615 908	2 816 534	917 736	4 509 800
34031111	Liquid lubricating oil prep, for treatm of textile,or oth material, containing petroleum oil/oil from bituminous mineral	189	2 075	1 172	7 198
34031119	Prep for treatm of textile/oth material,in liquid form,contain petrol oil/oil from bituminous mineral,oth lubricating	464	623	476	956
34031190	Prep for treatm of textile/oth material, contain petrol oil/oil from bituminous mineral, other than in liquid form	-	47 680	-	130 637
34031911	Lubricating preparations for aircraft engines,contain petroleum oil/oil from bituminous mineral, in liquid form	-	52	-	1 550
34031912	Lubricating prep cont. petroleum oil, not for treatment textile material/leather/furskins cont. silicone oil in liquid	-	6	-	11
34031919	Lubricate prep cont petrol oil not for treatment textile/leather/furskin/aircraft engine not cont silicone oil in liquid	13 846	43 585	59 003	153 661
34031990	Lubricating preparation containing petroleum oil not for treatment textile material/leather/furskins, not in liquid form	12 536	15 392	28 318	58 473
34039111	Lubricating preparation contain silicone oil-for treatment of textile/leather/furskins,not contain petrol,in liquid form	-	680	-	2 320
34039119	Lubricating prep for treatment of textile/leather/furskins, not contain petrol, in liquid form, o.t contain silicone oil	34 200	34 200	42 066	42 066
34039190	Lubricating prep for treatment of textile/leather/furskins, not contain petrol, other than in liquid form	24 000	256 690	17 797	329 772
34039911	Lubricating preparations for aircraft engines, not contain petroleum oil/oil from bituminous mineral, in liquid form	3	23	87	1 239
34039912	Lubricating prep contain silicone oil not for treatment of textile/leather/furskins,not contain petrol,in liquid form	-	4 638	-	26 996
34039919	Lubricating prep not cont petrol,not for treatment of textile/leather/furskins/aircraft,not cont silicone oil,in liquid	29 168	76 225	39 938	116 624
34039990	Lubricating preparations,not containing petroleum oil,not for treatment of textile/leather/furskins, not in liquid form	145 367	763 051	255 239	1 379 424
34049010	Waxes; artificial and prepared, of lignite chemically modified, other than poly (oxyethylene) (polyethylene glycol)	-	5	-	26
34049090	Artificial waxes & prepared waxes, other than HS 3404.20.00-3404.90.10	6 267 565	28 833 644	9 098 483	38 554 572
34051000	Polishes, creams & similar preparations for footwear or leather	75 290	193 882	278 666	853 543
34052000	Polishes, creams & similar preparations for the maintenance of wooden furniture, floors or other woodwork	2 076	6 743	7 440	30 488
34053000	Polishes & similar preparations for coachwork, other than metal polishes	-	17 621	-	117 780
34054020	Scouring pastes & powders & other scouring preparations, in packaging of a net weight not exceeding 1 kg	23 970	49 898	13 462	29 532
34054090	Scouring pastes & powders & other scouring preparations, in packaging of a net weight exceeding 1 kg	43	1 552	172	5 271
34059010	Metal polishes	726	6 629	2 978	104 345
34059090	Polishes&creams,scouring pastes&powders&similar preparations,excluding waxes of HS 34.04,oth HS 3405.10.00-3405.90.10	18	14 685	20	56 621
34060000	Candles, tapers and the like	124 065	942 161	345 444	2 425 550
34070010	Modelling pastes, including those put up for children/E's amusement	1 218	2 933	3 547	9 199
34070030	Preparations for use in dentistry, with a basis of plaster (of calcined gypsum or calcium sulphate)	6	9	5	8

Tabel 3 : Ekspor Indonesia menurut Komoditi (Kode HS 8 digit)

Mei 2021

Kode H S	Uraian golongan barang	Berat bersih (Kg)		Nilai F.O.B. (U S \$)	
		Bulan ini	Kumulatif	Bulan ini	Kumulatif
(1)	(2)	(3)	(4)	(5)	(6)
35011000	Casein	-	45 000	-	4 549
35019010	Caseinates & other casein derivatives	-	4 500	-	44 595
35022000	Milk albumin, including concentrates of two or more whey proteins	-	375	-	368
35030019	Glues; other than fish glue	777	4 071	824	5 814
35040000	Peptones & their deriv, oth protein substances & their deriv,not specified or included,hide powder,chromed or not.	58 008	450 440	22 713	227 048
35051010	Dextrins, soluble or roasted starches	466 585	2 233 105	290 747	945 198
35051090	Dextrins, other than soluble or roasted starches	570 001	2 714 887	917 567	3 916 055
35052000	Glues, based on starches, or on dextrins or other modified starches	1 811	2 904	156 097	170 779
35061000	Products suitable for use as glues or adhesives, put up for retail sale as glues or adhesives, net weight <= 1 kg	112 027	1 017 779	730 204	6 231 183
35069100	Adhesives based on polymers of headings 39.01 to 39.13 or on rubber	621 150	4 577 218	1 581 338	10 684 377
35069900	Glues and other adhesives; prepared, n.e.c. in heading no. 3506, not exceeding a net weight of 1kg	136 789	634 085	448 097	1 840 189
35079000	Enzymes; other than rennet & concentrates thereof	34 031	227 976	372 184	1 841 702
36030090	Safety fuses; other than semifuses, elemented caps, signal tubes, safety fuses, detonating fuses	-	112	-	38 200
36041000	Fireworks	-	6 972	-	15 059
36049030	Signalling flares or rockets	-	1	-	140
36049090	Pyrotechnic products; n.e.c. in heading 36.04	8 285	28 401	22 595	77 726
36050000	Matches, other than pyrotechnic articles of heading 36.04	95 015	2 434 581	136 609	3 291 322
36061000	Liquid/liquefied-gas fuels in containers, used for filling/refilling cigarette/similar lighters&of a capacity <= 300 cm3	-	99 000	-	156 435
36069020	Lighter flints	-	12	-	250
37011000	Photographic plates&film; for x-ray, in the flat, sensitised, unexposed, of any material oth paper, paperboard/textiles	183	183	4 150	4 150
37012000	Photographic plates and film; Instant print film	-	580	-	36 483
37013000	Photographic plates and film; in the flat, sensitised, unexposed, with any side exceeding 225mm	-	807	-	3 966
37019110	For colour photography (polychrome) of a kind suitable for use in the printing industry	-	1	-	10
37019190	For colour photography (polychrome) not suitable for use in the printing industry	-	19	-	300
37021000	Photographic film; for x-rays, in rolls, sensitised and unexposed (other than of paper, paperboard or textiles)	-	1	-	103
37023100	Photographic film in rolls without perforations, of a width not exceeding 105 mm, for colour photography (polychrome)	25	33	1 052	1 322
37025490	Photo film in roll,for col photo,w>16mm but<=35mm,l<=30 m,oth(for slide,use in medic,surgical,dent/vet,sci/in print ind)	-	190	-	21 015
37029790	Photographic film in rolls, width <= 35 mm, length > 30 m, not suitable for use in cinematography	-	25	-	20
37029890	Photographic film in rolls, width > 35 mm, length < 120 m, not suitable for use in cinematography	-	1	-	69
37031090	Photographic paper,paperboard & textiles,sensitised,unexposed n rolls of a width > 610 mm but exceeding 1,000 mm	39	3 639	122	5 018
37032000	Photographic paper,paperboard & textiles,sensitised,unexposed, for colour photography (polychrome)	-	2 171	-	9 550
37039000	Photographic paper, paperboard & textiles; (for o.t colour photography&in rolls of a width >610mm), sensitised,unexposed	-	3 466	-	2 608
37040010	X-ray plates or film	556	756	3 498	7 427
37050090	Photographic plates & film, exposed & developed, other than cinematographic film, other than X-ray & microfilm	55	520	3 186	19 075
37071000	Sensitising emulsions	-	992	-	3 177
37079090	Chemical preparations for photographic uses; other than flashlight materials not sensitising emulsions	4 241	14 279	90 051	278 226
38011000	Artificial graphite	-	15 737	-	97 836

Tabel 3 : Ekspor Indonesia menurut Komoditi (Kode HS 8 digit)

Mei 2021

Kode H S	Uraian golongan barang	Berat bersih (Kg)		Nilai F.O.B. (U S \$)	
		Bulan ini	Kumulatif	Bulan ini	Kumulatif
(1)	(2)	(3)	(4)	(5)	(6)
38019000	Preparations based on graphite/other carbon,blocks,plates/oth semi-manufactures,Oth than HS 38011000-38013000	-	1	-	1
38021000	Activated carbon	1 928 891	10 583 475	2 840 479	15 404 166
38029010	Activated bauxite	-	1 000	-	830
38029020	Activated clays or activated earths	7 578 107	47 229 162	2 040 997	11 628 549
38029090	Activated carbon,animal black, including spent animal black, o.t activated bauxite, activated clays or activated earths	1 083 380	7 403 000	133 440	940 319
38030000	Tall oil, whether or not refined.	-	5	-	15
38040010	Concentrated sulphite lye	4 500	4 500	16 605	16 605
38040090	Resid lyes from the manufact of wood pulp,Oth than concentrate sulphite lye&Calc lignin sulphonat binder	-	1 200	-	2 472
38051000	Gum, wood or sulphate turpentine oils	1 311 071	5 943 981	4 777 622	20 062 376
38059000	Terpenic oil;produce treatment coniferous wood, crude dipentene, sulphite turpentine&oth crude para-cymene,nec head 3805	28 123	125 623	32 505	355 419
38061000	Rosin & resin acids	6 672 001	29 155 560	9 775 281	40 372 096
38062000	Salts of rosin, of resin acids or of derivatives of rosin or resin acids, other than salts of rosin adducts	25	50	145	397
38063090	Ester gums other than in blocks	28 200	217 813	56 142	385 591
38069090	Rosin spirit and rosin oils, n.e.c. HS 3806.10.00-3806.90.10, rum gums other than in blokcks	-	35 302	-	60 624
38070000	Wood of (tar; tar oils; creosote; naphtha); vegetable; brewers'(pitch) & similar preparations based on rosin, resin acid	314	320	1 593	1 848
38085210	DDT, in packing w <= 300 g, Wood preservatives, being preparations oth than surface coatings, cont insecticid/fungicid	-	1	-	16
38085290	DDT, in packing w<=300 g, o.t wood preservatives, being preparations oth than surface coatings, cont insecticid/fungicid	1	677	5	1 730
38085910	Insecticides	25 086	609 395	23 592	721 887
38085921	Fungicides, in aerosol containers	9 669	49 232	38 499	195 833
38085929	Fungicides, other than in aerosol containers	1 150	4 071	1 416	8 433
38085931	Herbicides, in aerosol containers	3 694	17 049	2 710	16 150
38085939	Herbicides,other than in aerosol containers	-	40	-	296
38085950	Herbicides, Plantgrowth regulators	5 310	10 640	23 807	47 324
38085960	Herbicides, Disinfectants	207 755	891 975	377 918	1 733 076
38085999	DDT (ISO) (clofenotane (INN)), in packings of a net weight content more than 300 g, o.t wood preservative	-	33 236	-	181 102
38086110	Goods specified in Subhead Note 2 to this Chap,Mosquito repellent coils,in packings of a net weight content <= 300 g	264 366	1 549 307	228 854	1 344 358
38086130	Goods specified in Subhead Note 2 to this Chap,In aerosol cans, in packings of a net weight content <= 300 g	2 783	14 490	11 714	61 139
38086140	Goods specified in Subhead Note 2 to this Chap,In liquid form,in pack of net weight content<= 300g	-	450	-	6 133
38086150	Goods specified in Subhead Note 2 to this Chap,having deodorising function,in pack, w<= 300g	-	61	-	269
38086190	Good specifd in Subhead Note 2 to this Chapt,in packing of a net weight <= 300 g, n.e.c. HS 3808.61.10 - 3808.61.50	7 357	29 924	194 012	486 333
38086220	Mosquito repellent coils, in packings of a net weight content exceeding 300 g but not exceeding 7.5 kg	134 986	764 850	113 415	661 430
38086230	Mosquito repellent mats, in packings of a net weight content exceeding 300 g but not exceeding 7.5 kg	-	850	-	1 723
38086240	Aerosol cans, in packings of a net weight content exceeding 300 g but not exceeding 7.5 kg	84 269	438 205	221 213	1 060 345
38086250	Liquid form, in packings of a net weight content exceeding 300 g but not exceeding 7.5 kg	720	3 658	2 350	15 338
38086290	Good specifd in Subhead Note 2 this Chapt,packings of a net weight content >300g but<=7.5kg,Oththan HS38086210-38086250	19 130	259 055	426 849	2 842 110

Tabel 3 : Ekspor Indonesia menurut Komoditi (Kode HS 8 digit)

Mei 2021

Kode H S	Uraian golongan barang	Berat bersih (Kg)		Nilai F.O.B. (U S \$)	
		Bulan ini	Kumulatif	Bulan ini	Kumulatif
(1)	(2)	(3)	(4)	(5)	(6)
38086990	Moulding into mosquito coils other than powder, in packings of a net weight content > 7.5 kg	64 400	260 640	684 643	2 664 444
38089110	Insecticid; oth contain goods in SubheadNote 1&2; Intermediate preparat contain 2-(methylpropyl-phenol methylcarbamate)	-	41 914	-	311 748
38089120	Insecticides; other than containing goods specified in Subhead Notes 1 & 2; powder for moulding into mosquito coil	-	69 979	-	687 280
38089130	Insecticides; other than containing goods specified in Subheading Notes 1 & 2 to this Chapter; In aerosol containers	35 795	282 148	92 935	793 017
38089140	Insecticides; other than containing goods specified in Subheading Notes 1 & 2 to this Chapter; Mosquito repellent coils	1 721 410	10 934 725	1 919 675	12 083 087
38089150	Insecticides; other than containing goods specified in Subheading Notes 1 & 2 to this Chapter; Mosquito repellent mats	4 338	43 071	43 725	452 537
38089190	Insecticides; other than containing goods specified in Subheading Notes 1 & 2 to this Chapter; n.e.c. HS 380891.10-50	692 946	5 998 603	9 157 378	49 295 941
38089219	Fungicides; oth than contain goods spec in Subhead Note 1 to this Chapter;In aerosol contain; with Validamycin > 3 %	67 680	344 160	425 940	2 428 468
38089290	Fungicides; oth than contain goods spec in Subhead Note 1 to this Chapter; n.e.c. HS 3808.92.11-3808.92.19	154 609	626 330	1 687 996	8 246 119
38089319	Herbicides; oth than containing goods specified in Subheading Notes 1&2 to this Chapter; oth than In aerosol containers	434 193	3 630 182	4 186 687	40 995 283
38089330	Herbicides; oth than containing goods specified in Subheading Notes 1&2 to this Chapter; Plant-growth regulators	22 629	52 137	262 963	518 983
38089490	Disinfectants; other than contain mix of coal tar acid&alkalis, other than in aerosol containers	36 742	451 595	60 999	1 052 153
38089910	Wood preservatives, containing insecticides or fungicides	30	1 045	19	1 648
38089990	Rodenticide & oth similar prod; o.t contain good, n.e.c. HS 3808.52.10-3808.99.10	250 177	1 358 453	864 883	3 901 350
38099110	Base of amylaceous substances, of kind used in the textile or like industries, softening agents	400 033	3 649 048	365 685	2 882 806
38099190	Base of amylaceous substances, of kind used in the textile or like industries, other than softening agents	1 058 637	7 964 024	2 046 091	13 003 172
38099200	Base of amylaceous substances, of kind used in the paper or like industries, other than softening agents	1 000 651	5 737 268	760 135	4 760 189
38099300	Finishing agent&dye carrier; to accelerate dyeing/fixing dye-stuff, oth prod&preparation, used in leather/like industry	75 888	262 287	89 981	401 014
38109000	Fluxes&oth auxiliary preparation; for soldering, brazing/welding, or prep use as cores/coat for welding electrodes/rods	72 118	285 806	78 260	349 286
38111900	Anti-knock preparations; other than those based on lead compounds	60 432	422 957	129 049	827 298
38112110	Lubricating oil additives; containing petroleum oils or oils obtained from bituminous minerals, put up for retail sale	550	550	5 174	5 174
38112190	Lubricating oil additives; containing petroleum oils or oils obtained from bituminous minerals, not for retail sale	-	12 281	-	58 625
38112900	Lubricating oil additives; not containing petroleum oils or oils obtained from bituminous minerals	3	68	50	1 181
38119010	Oxidation and gum inhibitors, viscosity improvers, anti-corrosive preparation, rust preventatives or corrosion inhibitor	61 941	144 254	52 547	200 059
38119090	Oxidation&gum inhibitor, viscosity improver, anti-corrosive prep, oth prep additive mineral oil/liquid, nec in head 3811	5 150	60 174	41 173	287 085
38121000	Rubber accelerators; prepared	43 480	153 137	73 497	267 151
38122000	Plasticisers, compound; for rubber or plastics	327 477	1 559 583	3 109 173	12 968 632
38123100	Anti-oxidise prepar&oth compound stabiliser;for rubber/plastic, mix of oligomer of 2,2,4-trimethyl-1,2-dihydroquinoline	-	42 000	-	85 122
38123900	Anti-oxidising preparations and other compound stabilisers; for rubber or plastics, other than 3812.31.00	454 412	2 752 794	3 935 407	20 295 648
38130000	Fire-extinguishers; preparations and charges and charged fire-extinguishing grenades	8	1 400	1 356	3 549

Tabel 3 : Ekspor Indonesia menurut Komoditi (Kode HS 8 digit)

Mei 2021

Kode H S	Uraian golongan barang	Berat bersih (Kg)		Nilai F.O.B. (U S \$)	
		Bulan ini	Kumulatif	Bulan ini	Kumulatif
(1)	(2)	(3)	(4)	(5)	(6)
38140000	Organic composite solvents & thinners, not elsewhere specified or included, prepared paint or varnish removers.	76 828	615 930	172 308	1 440 992
38151100	Catalyst,support;reaction initiator/accelerator&catalytic prep,with nickel/nickel compound as the active substance	28 000	530 851	124 729	3 131 266
38151200	Catalyst,support;reaction initiator/accelerator&catalytic prep,with precious metal or compounds as the active substance	40 720	168 950	18 983 425	76 556 369
38151900	The supported catalysts, other than HS 3815.11.00 - 3815.12.00	3	383 828	226	163 013
38159000	Reaction initiators, reaction accelerators and catalytic preparations, unsupported, n.e.c. or included	111 764	775 353	404 870	4 037 193
38160010	Refractory cements, other than products of heading no. 3801	92 152	328 983	131 679	416 182
38160090	Mortars, concretes & similar compositions, other than products of heading 38.01.	130 094	430 754	54 799	177 956
38170000	Mixed alkylbenzenes & mixed alkylnaphthalenes, other than those of heading 27.07 or 29.02.	2 041 080	14 900 147	2 665 973	18 000 761
38180000	Chemical elementsDopedFor use in electronics, inDiscsForm, wafer/similarForm, chemicalCompoundDopedFor use in electronic	11 655	61 909	2 781 613	15 342 520
38190000	Hydraulic brake fluid&oth prep liquid hydraulic transmission nor contain<=70% weight petrol oil/obtain bitumin mineral	1 839	152 007	2 633	202 338
38200000	Anti-freezing preparations & prepared de-icing fluids.	79 018	1 347 107	104 425	1 739 166
38210010	Prepared culture media for the development of microorganisms	-	8	-	5
38210090	Prepared culture media for the development of plant, human or animal cells	140	762	32 016	37 186
38220010	Plates, sheets, film, foil & strip of plastics impregnated or coated with diagnostic reagents or laboratory	25	11 755	1 000	1 881 186
38220020	Paperboard, cellulose wadding & web of cellulose fibres impregnated or coated with diagnostic reagents or laboratory	-	1 355	-	194 536
38220030	Sterilisation indicator strips & tapes	1	2 048	4	2 669
38220090	Diagnostic/laboratory reagents on a backing prepared diagnostic/laboratory reagents, n.e.c. HS 3822.00.10 - 3822.00.30	13 373	45 131	743 997	911 825
38231100	Industrial monocarboxylic fatty acids, acid oils from refining: stearic acid	48 364 626	292 752 238	51 177 497	298 992 690
38231200	Industrial monocarboxylic fatty acids, acid oils from refining: oleic acid	9 343 637	43 786 517	14 524 927	57 690 005
38231910	Industrial monocarboxylic fatty acids: acid oils from refining	43 969 518	210 546 935	37 498 820	163 796 819
38231920	Industrial monocarboxylic fatty acids: palm fatty acid distillate	148 684 096	603 878 239	138 642 501	528 132 174
38231930	Industrial monocarboxylic fatty acids: palm kernel fatty acid distillate	9 940 911	36 939 318	9 672 050	31 794 663
38231990	Industrial monocarboxylic fatty acids, acid oils from refining, other than HS 3823.11.00 - 3823.19.30	90 973 988	374 094 923	108 179 597	425 195 613
38237010	Industrial fatty alcohols, in the form of wax	452 806	2 620 463	748 344	4 024 847
38237090	Industrial fatty alcohols other than in the form of wax	54 962 598	293 246 980	91 626 724	455 557 141
38241000	Prepared binders for foundry moulds or cores	184 962	1 577 129	131 899	1 069 331
38244000	Prepared additives for cements, mortars or concretes	1 253 025	6 726 737	714 971	4 856 542
38245000	Non-refractory mortars & concretes	418 053	1 342 586	142 805	596 028
38246000	Sorbitol other than that of subheading 2905.44	5 136 277	23 813 224	2 660 772	12 711 545
38247190	Mix halogenated drvtv;CFCs whthr/not HCFs,PFCs,HFCs;trnsformer&circuit breaker oils>=70% petroleum/oils bituminous mineral	8	4 681	5	11 163
38247490	Mix halogenated drvtv;HCFCs,whthr/not PFCs,not CFCs;transformer&circuit breaker oils,>70% petroleum/of oils bituminous	-	3	-	1
38247800	Mixtures halogenated derivatives of methane, ethane or propane; containing PFCs or HFCs, but not containing CFCs/ HCFCs	-	774	-	1 218
38247900	Mixtures containing halogenated derivatives of methane, ethane or propane; n.e.c. HS 3824.71 - 3824.78	53	12 015	809	35 739

Tabel 3 : Ekspor Indonesia menurut Komoditi (Kode HS 8 digit)

Mei 2021

Kode H S	Uraian golongan barang	Berat bersih (Kg)		Nilai F.O.B. (U S \$)	
		Bulan ini	Kumulatif	Bulan ini	Kumulatif
(1)	(2)	(3)	(4)	(5)	(6)
38249100	Mixtures & preparations consisting mainly of methyl methyl methylphosphonate & bis methylphosphonate	5	450	64	9 741
38249910	Ink removers, stencil correctors, other correcting fluids & correction tapes(o.t head 96.12), packings for retail sale	45 722	162 875	113 433	404 458
38249930	Copying pastes with a basis of gelatin, whether presented in bulk/ ready for use (i.e: on a paper or textile backing)	450	44 706	968	100 950
38249940	Chemical products & preparations of the chemical or allied industries; composite inorganic solvents	841 325	8 569 474	1 125 405	10 767 916
38249950	Chemical products & preparations of the chemical or allied industries; acetone oil	24 205	334 832	20 492	351 266
38249960	Chemical products & preparations of the chemical or allied industries; chemical preparations contain monosodium glutamate	509 592	1 975 176	860 695	3 298 339
38249970	Chemical product&prep of the chemical/allied industries; other chemical prep, of used in the manufacture of foodstuff	778 180	3 611 752	1 797 654	7 743 964
38249991	Chemical products & preparations of chemical/allied industries; naphthenic acids,their water insoluble salts&their esters	13 248 661	64 885 761	13 467 042	63 439 350
38249999	Prepared binders for foundry moulds/cores;chemical product&prep of chemical/allied industry;o.t HS 3824.10.00-3824.99.91	2 577 580	12 362 762	889 810	6 520 691
38253010	Clinical waste: syringes, needles, cannulae & the like	-	27	-	25
38253090	Clinical waste: other than syringes, needles, cannulae & the like	-	7 990	-	11 867
38254100	Residual products of the chemical or allied industries: halogenated waste organic solvents	-	2	-	5
38256100	Residual products ; other wastes from chemical or allied industries; mainly containing organic constituents	-	10	-	36
38256900	Residual products ; other wastes from chemical or allied industries; other than mainly containing organic constituents	2 200 000	9 199 167	8 800	30 799
38259000	Residual products of the chemical/allied industries, not elsewhere specified/included; n.e.c. HS 3825.10.00 - 3825.69.00	268	1 502 318	1 161	2 526
38260021	Biodiesel, not containing petroleum oil; Palm Methyl Ester, with ester alkyl content >=96.5 % but < 98 %	3 000 000	17 429 842	3 330 000	18 371 143
38260022	Biodiesel, not containing petroleum oil; Palm Methyl Ester with ester alkyl content > 98 %	6 999 884	9 330 448	7 610 872	10 052 805
38260029	Biodiesel, not containing petroleum oil; Palm Methyl Ester with ester alkyl content < 96.5 %	498 160	2 258 355	324 757	1 391 988
39011012	Ethylene polymers,polyethylene w/ specific gravity of < 0.94,in liquid/paste form,Linear LowDensity Polyethylene (LLDPE)	136 000	896 500	99 450	646 155
39011019	Ethylene polymers,polyethylene w/ specific gravity of<0.94,in liquid/paste form,oth Linear Low-Density Polyethylene	1 891	240 813	217	321 310
39011092	Ethylene polymers,polyethylene w/ specific gravity of<0.94,oth in liquid/paste form,Linear Low-Density Polyethylene	10 736 675	66 314 013	13 161 898	76 325 985
39011099	Ethylene polymers,polyethylene w/ specific gravity of<0.94,oth in liquid/paste form,oth Linear Low-Density Polyethylene	114 000	722 476	174 028	882 965
39012000	Ethylene polymers; in primary forms, polyethylene having a specific gravity of 0.94 or more	9 322 029	30 288 519	11 566 730	34 995 935
39013000	Ethylene polymers; in primary forms, Ethylene-vinyl acetate copolymers	142 221	842 068	176 522	963 043
39014000	Ethylene polymers; in primary forms, Ethylene-alpha-olefin copolymers, having a specific gravity of less than 0.94	4 850 965	34 207 130	2 926 274	20 743 885
39019090	Ethylene polymers; in primary forms, other than 3901.10 - 3901.40, other than in dispersion	1 808 805	17 047 806	1 470 237	13 354 988
39021040	Propylene, other olefin polymers,polypropylene in primary forms,in granules, pellets, beads, flakes, chips&similar forms	605 930	2 389 275	996 346	4 214 545
39021090	Propylene, other olefin polymers, polypropylene in primary forms, other than HS 3902.10.30 - 3902.10.40	947 822	2 284 955	588 882	1 522 259
39022000	Propylene, other olefin polymers, Polyisobutylene, in primary forms	-	16 524	-	27 363

Tabel 3 : Ekspor Indonesia menurut Komoditi (Kode HS 8 digit)

Mei 2021

Kode H S	Uraian golongan barang	Berat bersih (Kg)		Nilai F.O.B. (U S \$)	
		Bulan ini	Kumulatif	Bulan ini	Kumulatif
(1)	(2)	(3)	(4)	(5)	(6)
39023030	Propylene, other olefin polymers, Propylene copolymers, in the form of liquids or pastes	-	757	-	3 340
39023090	Propylene, other olefin polymers, Propylene copolymers, other than in the form of liquids or pastes	503 939	2 043 722	800 129	2 957 714
39029010	Propylene, oth olefin polymers, oth HS 3902.10 - 3902.30, chlorinated polypropylene suitable in printing ink formulation	-	716	-	4 534
39029090	Propylene,oth olefin polymers,oth HS 3902.10-3902.30,oth chlorinated polypropylene suitable in printing ink formulation	2 100	270 316	4 575	286 214
39031110	Styrene polymers, expansible polystyrene, in primary forms, in the form of granules	567 766	2 147 153	1 384 225	4 875 063
39031190	Styrene polymers, expansible polystyrene, in primary forms, other than in the form of granules	50	320	379	1 209
39031910	Styrene polymers, other than expansible polystyrene, in primary forms, in dispersion	281 060	1 983 050	264 986	1 309 645
39031920	Styrene polymers, oth than expansible polystyrene,in primary forms,in granules,pellets,beads,flakes,chips&similar forms	364 106	1 188 100	450 849	1 519 360
39031990	Styrene polymers, other than expansible polystyrene, in primary forms, other than HS 3903.19.10 - 3903.19.20	2 905 614	12 962 289	1 955 649	8 496 855
39032090	Styrene polymers, styrene-acrylonitrile (SAN) copolymers, in primary forms, other than in aqueous& non-aqueous dispersion	52 025	155 450	45 253	137 209
39033040	Styrene polymers, acrylonitrile-butadiene-styrene (ABS) copolymers, in primary forms, in aqueous dispersion	55 500	173 123	63 063	165 755
39033060	Styrene polymers, acrylonitrile-butadiene-styrene (ABS) copolymers, in primary forms, in the form of granules	27	27 539	201	19 982
39033090	Styrene polymers,acrylonitrile-butadiene-styrene (ABS) copolymers, in primary forms,other than HS 3903.30.40-3903.30.60	1 157 345	8 600 522	809 988	6 329 732
39039030	Styrene polymers, in primary forms, other than HS 3903.11.10 - 3903.30.90, in dispersion	815 300	6 263 520	736 320	5 205 497
39039099	Styrene polymers,in primary forms,oth HS 3903.11.10-3903.30.90,impact Polystyrene of notched izod impact at 23°C>=80 J/m	2 101 591	9 347 998	3 519 441	13 272 004
39041010	Poly(vinyl chloride), not mixed with any other substances ,homopolymers, suspension type	13 052 800	69 271 860	18 962 152	87 697 200
39041091	Poly(vinyl chloride), not mixed with any other substances, oth thn homopolymers suspension type, in the form of granules	3 600	3 620	11 563	11 623
39041092	Poly(vinyl chloride), not mixed with any other substances, oth thn homopolymers suspension type, in the form of powder	446 500	7 530 500	634 137	9 967 515
39041099	Poly(vinyl chloride),not mixed with any oth substances,oth homopolymers suspension type,oth in the granules/powder form	2 720 007	10 119 122	3 787 946	12 809 656
39042190	Non-plasticised poly(vinyl chloride), in primary forms, mixed with other substances,other in the form of granules/powder	-	3	-	2
39042210	Plasticised poly(vinyl chloride), in primary forms, mixed with other substances, in dispersion	-	39	-	300
39042220	Plasticised poly(vinyl chloride), in primary forms, mixed with other substances, in the form of granules	389 475	2 302 450	726 595	4 205 171
39042290	Plasticised poly(vinyl chloride),in primary forms,mixed w/ oth substances,oth in the form of dispersion/granules/powder	40 000	81 035	71 000	131 526
39043020	Vinyl chloride-vinyl acetate copolymers, in primary forms, in the form of powder	-	50	-	349
39043090	Vinyl chloride-vinyl acetate copolymers, in primary forms, other in the form of granules/powder	-	9 000	-	17 826
39046120	Halogenated olefin polymers, fluoro-polymers, polytetrafluoroethylene, in primary forms, in the form of powder	-	160	-	4 398
39046190	Halogenated olefin polymers,fluoro-polymers,polytetrafluoroethylene,in primary forms,oth thn in form of granules/powder	1	1 204	6	24 173
39046990	Halogenated olefin polymers,fluoro-polymers,oth polytetrafluoroethylene,oth in the form of dispersion/granules/powder	961	1 361	40 325	50 219

Tabel 3 : Ekspor Indonesia menurut Komoditi (Kode HS 8 digit)

Mei 2021

Kode H S	Uraian golongan barang	Berat bersih (Kg)		Nilai F.O.B. (U S \$)	
		Bulan ini	Kumulatif	Bulan ini	Kumulatif
(1)	(2)	(3)	(4)	(5)	(6)
39049090	Vinyl chloride, oth halogenated olefin polymers, n.e.c. in heading no.3904,oth thn in form of dispersion/granules/powder	-	271	-	1 021
39051200	Poly(vinyl acetate), in aqueous dispersion, in primary forms	87 720	1 294 844	96 159	1 509 079
39051910	Poly(vinyl acetate), other than in aqueous dispersion, in primary forms, in the form of liquids or pastes	-	41	-	312
39051990	Poly(vinyl acetate), other than in aqueous dispersion, in primary forms, other than in the form of liquids or pastes	13 200	71 270	32 359	165 920
39052100	Vinyl acetate copolymers, in aqueous dispersion, in primary forms	36 200	223 161	40 487	244 862
39052900	Vinyl acetate copolymers, other than in aqueous dispersion, in primary forms	-	40	-	73
39053010	Poly(vinyl alcohol), whether or not containing unhydrolysed acetate groups , in dispersion	3 680	31 608	5 314	45 046
39053090	Poly(vinyl alcohol), whether or not containing unhydrolysed acetate groups, other than in dispersion	-	1 500	-	1 755
39059190	Copolymers, other than in dispersion, in primary forms	-	7	-	209
39059920	Vinyl (acetate/ester polymers/polymers),n.e.c. in HS 3905,in primary forms,oth copolymers,in non-aqueous dispersion	11 000	11 000	12 507	12 507
39059990	Vinyl (acetate/ester polymers/polymers),n.e.c. in HS 3905,in primary forms,oth copolymers,oth HS 3905.99.10-3905.99.20	50 000	210 771	53 500	281 542
39061010	Acrylic polymers, poly(methyl methacrylate), in primary forms, in dispersion	459 000	2 481 103	493 885	2 643 446
39061090	Acrylic polymers, poly(methyl methacrylate), in primary forms, other than in dispersion	513 275	1 994 898	606 924	2 484 700
39069020	Acrylic polymers, other than poly(methyl methacrylate), in primary forms, in dispersion	3 340 372	20 192 614	3 785 087	21 072 753
39069092	Acrylic polymers, other than poly(methyl methacrylate), in primary forms, sodium polyacrylate other than in dispersion	1 300 173	7 568 879	1 385 291	8 553 688
39069099	Acrylic polymers, oth thn poly(methyl methacrylate),in primary forms,oth thn sodium polyacrylate, oth thn in dispersion	1 591 628	9 557 558	2 256 110	12 531 375
39071000	Polyacetals, in primary forms	131 653	324 966	112 956	251 998
39072010	Polytetramethylene ether glycol, in primary forms	45 855	237 267	55 820	322 936
39072090	Other polyethers, in primary forms, other than polytetramethylene ether glycol	101 101	731 825	248 214	1 375 624
39073020	Epoxide resins, in primary forms, of a kind used for coating, in powder form	118 000	683 577	161 704	925 912
39073030	Epoxide resins, in primary forms, in the form of liquids or pastes	27 870	138 865	37 363	192 820
39073090	Epoxide resins, in primary forms, other than of a kind used for coating in powder form,other than in liquids/pastes form	132 478	371 837	501 827	1 364 371
39074000	Polycarbonates, in primary forms	912 948	6 218 972	1 398 529	7 875 617
39075010	Alkyd resins, in primary forms, in the form of liquids or pastes	647 620	3 909 090	888 607	4 995 270
39075090	Alkyd resins, in primary forms, other than in the form of liquids or pastes	183 270	2 761 006	308 902	3 994 687
39076100	Poly(ethylene terephthalate), in primary forms, having a viscosity of 78ml/g or higher	10 222 948	60 184 287	11 287 724	53 350 295
39076910	Poly(ethylene terephthalate), in primary forms, having a viscosity of less than 78ml/g, in the form granules	2 431 130	12 049 253	1 887 707	8 652 001
39076990	Poly(ethylene terephthalate), in primary forms, having a viscosity of less than 78ml/g, other than in the form granules	4 261 792	21 282 544	3 788 441	17 731 747
39077000	Poly(lactic acid), in primary forms	-	16 500	-	25 339
39079120	Polyesters, n.e.c. in heading no. 3907, unsaturated, in primary forms, granules & similar forms	-	248	-	1 036
39079130	Polyesters, n.e.c. in heading no. 3907, unsaturated, in primary forms, in the form of liquids or pastes	180 000	1 317 007	303 840	1 830 830
39079190	Polyesters,n.e.c. in HS 3907,unsaturated, in primary forms,oth granules&similar forms,oth in the form of liquids/pastes	65 587	729 910	123 368	1 183 616
39079940	Polyester, n.e.c. in heading no. 3907, saturated, in primary forms, of a kind used for coating, in powder form	9 060	69 547	25 912	188 439
39079990	Polyesters, n.e.c. in heading no.3907, saturated, in primary forms, other than of a kind used for coating in powder form	1 619 151	10 114 361	1 706 585	9 870 453
39081010	Polyamide-6, in primary forms	1 484 634	8 328 031	2 911 202	13 220 084

Tabel 3 : Ekspor Indonesia menurut Komoditi (Kode HS 8 digit)

Mei 2021

Kode H S	Uraian golongan barang	Berat bersih (Kg)		Nilai F.O.B. (U S \$)	
		Bulan ini	Kumulatif	Bulan ini	Kumulatif
(1)	(2)	(3)	(4)	(5)	(6)
39081090	Polyamide-11, -12, -6,6, -6,9, -6,10 or -6,12, in primary forms	351 848	1 767 876	379 727	1 855 321
39089000	Polyamides, other than Polyamide-6, -11, -12, -6,6, -6,9, -6,10 or -6,12; in primary forms	34 029	329 318	45 371	435 834
39091010	Urea resins, thiourea resins, in primary forms, moulding compounds	78 000	415 772	62 400	314 120
39091090	Urea resins, thiourea resins, in primary forms, other than moulding compounds	728 000	2 184 100	543 827	1 633 460
39092010	Melamine resins, in primary forms, moulding compounds	16 080	263 060	23 656	503 171
39092090	Melamine resins, in primary forms, other than moulding compounds	240 110	1 250 191	398 317	2 187 024
39093100	Poly(methylene phenyl isocyanate) (crude MDI, polymeric MDI), in primary forms	22 750	119 300	51 532	308 047
39093910	Amino-resins, in primary forms, moulding compounds, other than HS 3909.10.10-3909.31.00	-	4	-	1 717
39093999	Amino-resins, in primary forms, other than HS 3909.10.10-3909.39.91	-	25 517	-	29 120
39094010	Phenolic resins, in primary forms, moulding compounds other than phenol formaldehyde	5 900	5 900	18 467	18 467
39094090	Phenolic resins, in primary forms, other than moulding compounds other than phenol formaldehyde	537 805	2 557 508	1 042 834	4 816 301
39095000	Polyurethanes, in primary forms	227 543	1 980 831	553 133	4 383 560
39100020	Silicones, in primary forms, in dispersion & in solutions	101 807	579 884	163 186	1 096 473
39100090	Silicones, in primary forms, other than in dispersion & in solutions	430 397	1 413 615	793 244	2 324 298
39111000	Petroleum resins, coumarone, indene or coumarone-indene resins and polyterpenes, in primary forms	1 180	8 532	1 202	62 777
39119000	Polysulphides, polysulphones & other products spec. in Note 3 this Chapter, not elsewhere specified/included, in primary forms	47 899	390 169	78 008	642 643
39121100	Cellulose acetates, non-plasticised, in primary forms	-	7	-	53
39121200	Cellulose acetates, plasticised, in primary forms	2 995	12 333	61 564	168 190
39122011	Cellulose nitrates (including collodions), in primary forms, non-plasticised, water-based semi-finished nitrocellulose	-	33	-	27
39122019	Cellulose nitrates (including collodions), in primary forms, non-plasticised, other than water-based semi-finished nitrocellulose	-	1	-	15
39123100	Cellulose ethers, carboxymethylcellulose and its salts, in primary forms	18 725	65 276	73 162	294 947
39123900	Cellulose ethers, in primary forms, other than carboxymethylcellulose and its salts	3 700	17 098	37 488	235 323
39129020	Cellulose and its chemical derivatives, in primary forms, in the form of granules, other than HS 3912.11-3912.39	-	40	-	125
39129090	Cellulose & its chemical derivatives, in primary forms, other than in the form of granules, other than HS 3912.11-3912.39	9 265	20 897	43 990	109 000
39131000	Alginic acid, its salts & esters, in primary forms	16	23 034	19 954	259 165
39139030	Starch-based polymers, in primary forms	602	13 157	1 394	70 168
39139090	Natural polymers & modified natural polymers, in primary forms, other than HS 3913.10.00-3913.90.30	28 400	146 644	188 110	1 851 822
39151010	Waste, parings & scrap, of polymers of ethylene, of non-rigid cellular products	-	9 000	-	1 080
39151090	Waste, parings & scrap, of polymers of ethylene, of rigid cellular products	169 337	1 965 566	90 718	1 079 802
39159000	Waste, parings & scrap, of other plastics, other than polymers of ethylene or styrene or vinyl chloride	3 443 749	17 921 058	2 655 239	12 209 604
39161010	Monofilament of which any cross-sectional dimension exceeds 1 mm, of polymers of ethylene	-	12 537	-	55 834
39161020	Rods, sticks & profile shapes, of polymers of ethylene	43 981	234 983	197 189	955 827
39162010	Monofilament of which any cross-sectional dimension exceeds 1 mm, of polymers of vinyl chloride	30 987	222 043	105 850	776 951
39162020	Rods, sticks & profile shapes, of polymers of vinyl chloride	1 559	11 683	9 369	58 703
39169041	Monofilament of which any cross-sectional dimension exceeds 1 mm, of hardened proteins	8 600	96 200	121 678	815 106
39169042	Rods, sticks & profile shapes, of hardened proteins	2 416	41 195	20 722	190 568

Tabel 3 : Ekspor Indonesia menurut Komoditi (Kode HS 8 digit)

Mei 2021

Kode H S	Uraian golongan barang	Berat bersih (Kg)		Nilai F.O.B. (U S \$)	
		Bulan ini	Kumulatif	Bulan ini	Kumulatif
(1)	(2)	(3)	(4)	(5)	(6)
39169050	Monofilament of which any cross-sectional dimension exceeds 1 mm, rods, sticks & profile shapes, of vulcanised fibre	26 782	56 615	135 415	241 356
39169070	Monofilament, rods, sticks&profile shapes, of other add polymerisation products, of regenerated cellulose, plasticised	433 861	2 894 459	1 020 144	6 275 056
39169080	Monofilament, rods, sticks & profile shapes, of condensation or rearrangement polymerisation products	84	1 715	1 134	23 459
39169091	Monofilament of which any cross-sectional dimension >1mm, of plastics, other than HS 3916.10.10-3916.90.80	6 551	20 073	13 876	45 766
39169092	rods, sticks & profile shapes, of plastics, other than HS 3916.10.20-3916.90.80	9 258	11 279	150 871	167 854
39171010	Artificial guts (sausage casings) of hardened protein	-	80	-	35
39171090	Artificial guts (sausage casings) of cellulosic materials	2 321	21 006	3 024	89 742
39172100	Tubes, pipes and hoses, rigid, of polymers of ethylene	15 386	83 467	58 969	347 831
39172200	Tubes, pipes and hoses, rigid, of polymers of propylene	514 736	2 618 261	1 834 708	10 096 652
39172300	Tubes, pipes and hoses, rigid, of polymers of vinyl chloride	12 348	47 247	42 852	156 489
39172911	Tubes, pipes and hoses, rigid, further worked than merely surface worked, of other addition polymerisation products	53	68 238	2 937	114 695
39172912	Tube,pipe&hose,rigid,furth work,of aminoresin;cell nitrate/acetate,plastic;vulc fibre; hardprotein;chem deriv nat rubber	-	760	-	12 240
39172919	Tubes, pipes and hoses, rigid, further worked than merely surface worked, other than 3917.29.11-3917.29.12	94 219	504 967	139 139	1 095 537
39172929	Tubes,pipe&hoses,rigid,oth further worked thn merely surface worked,oth HS 3917.29.21-3917.29.25	24 226	836 916	140 118	1 928 117
39173111	Flexible tube,pipe&hose,min burst pressure 27.6Mpa,further worked thn merely surface worked,of add polymerisation prod.	-	102	-	335
39173119	Flexible tube,pipe&hose,min burst pressure 27.6Mpa,further worked thn merely surface worked,oth HS 3917.31.11-3917.31.12	311	1 847	25 572	83 238
39173124	Flexible tubes,pipe&hoses,min burst pressure 27.6Mpa,oth further worked thn merely surface worked,of vulcanised fibre	-	37	-	1 260
39173129	Flexible tube,pipe&hose,min burst pressure 27.6Mpa,oth further worked thn merely surface worked,oth HS 3917.31.21-25	-	114	-	10 180
39173210	Sausage or ham casings, not reinforced or otherwise combined with other materials, without fittings	-	2	-	16
39173220	Thermoplastic hoses for gas stove, not reinforced or otherwise combined with other materials, without fittings	-	4	-	46
39173291	Tube,pipe&hose,oth3917.31,not combine w/oth,w/o fitting,furth work of add polymer;phenolic/amino resin;deriv nat rubber	5 838	32 574	127 557	688 729
39173292	Tubes,pipe&hoses,oth no. 3917.31,not reinforced/combined w/ oth materials,w/o fittings,further worked ,o.t HS 3917.32.9	139	1 812	640	6 857
39173293	Tube,pipe&hose,oth 3917.31,not reinforced/combined w/ th materials,w/o fittings,further worked ,of add polymerisation	87	166	2 036	8 336
39173299	Tube,pipe&hose,oth3917.31,not reinforced/combined w/oth ,w/o fittings,oth further worked,o.t HS 3917.32.93-3917.32.95	16 510	251 656	145 631	775 155
39173310	Tubes,pipe&hoses,oth item no. 3917.31,not reinforced/combined w/ oth materials,w/ fittings,further worked	2 357	40 560	21 556	402 610
39173391	Tube,pipe&hose,oth3917.31,not reinforced/combined w/oth,w/ fittings,oth further worked ,of add polymerisation products	-	3	-	7
39173399	Tube,pipe&hose,oth3917.31,not reinforce/combine w/oth material,w/ fitting,oth further worked,o.t HS3917.33.91-3917.33.96	3 493	30 163	44 167	340 264
39173911	Tubes,pipe&hoses thereof,n.e.c. in item no. 3917.30,further worked,of addition polymerisation products/vulcanised fibre	23	23	3 885	3 885
39173913	Tube,pipe&hose,nec in 3917.30,further worked,of cellulose nitrate/acetates&oth chem deriv of cellulose, plasticised	84	6 977	212	17 194
39173919	Tubes,pipe&hoses thereof,n.e.c. in item no. 3917.30,further worked than merely surface worked,oth HS 3917.39.11-.13	654	10 178	7 983	169 372

Tabel 3 : Ekspor Indonesia menurut Komoditi (Kode HS 8 digit)

Mei 2021

Kode H S	Uraian golongan barang	Berat bersih (Kg)		Nilai F.O.B. (U S \$)	
		Bulan ini	Kumulatif	Bulan ini	Kumulatif
(1)	(2)	(3)	(4)	(5)	(6)
39173999	Tubes,pipes&hoses thereof,n.e.c. in item no. 3917.30,oth further worked than merely surface worked,oth HS 3917.39.31-.94	6	50 259	75	921 964
39174000	Fittings (e.g. joints, elbows, flanges), of plastics	341 127	1 370 993	1 138 864	5 936 970
39181011	Floor coverings; of polymers of vinyl chloride, whether or not self-adhesive, in the form of tiles	-	26	-	294
39181019	Floor coverings; of polymers of vinyl chloride, whether or not self-adhesive, in rolls	34	27 988	498	37 575
39181090	Wall or ceiling coverings; of polymers of vinyl chloride, whether or not self-adhesive, in rolls or in the form of tiles	219 519	773 732	201 685	756 743
39189013	Floor coverings; of plastics (excluding polymers of vinyl chloride), whether/not self-adhesive,in rolls,of polyethylene	700	24 004	480	11 830
39189019	Floor coverings of plastic(excl. polymers vinylchloride),won self-adhesive,in rolls/tiles,o.t HS 39189011-39189016	1 788	38 644	9 172	199 865
39189099	Wall/ceiling cover of plastic(excl.vinyl chloride polymer),won self-adhesive,in roll/tile,o.t HS 3918.90.91-3918.90.94	139 344	824 371	396 448	2 116 309
39191010	Plastics;plate,sheet,film,foil,tape,strip,oth flat shape,in roll cellulose&its chemical derivative,in primary forms	2 224	22 534	17 472	55 224
39191020	Plastics;plate,sheet,film,foil,tape,strip,oth flat shape,in roll cellulose&its chemical derivative,of polyethylene	75 160	541 978	20 024	178 759
39191091	Plastics;plate,sheet,film,foil,tape,strip,oth flat shape,in roll, of hardened protein/chemical derivative natural rubber	284	1 440	10 770	54 460
39191092	Plastic;plate,sheet,film,foil,tape,strip,in roll,add;condens/rearrange polymer;nitrate,acetate&oth cellulose chem deriv	4	203	112	8 644
39191099	Plastics;plates,sheets,film,foil,tape,strip,oth flat shape, self-adhesive, in rolls o.t HS 3919.10.10-3919.10.92	1 765 256	9 276 783	5 734 126	26 493 125
39199010	Plastics;plates,sheets,film,foil,tape,strip,oth flat shapes, elf-adhesive,o.t in rolls, of polymers of vinyl chloride	11 673	112 878	81 826	861 323
39199091	Plastic;plate,sheet,film,foil,tape,strip,oth flat shapes,elf-adhesive,o.t in roll,of chemical derivatives natural rubber	786	14 443	12 082	99 788
39199092	Plastic;plate,sheet,film,foil,tape,strip,selfadhesiv,o.t roll?20cm,add polymer;rearrange;cellulose nitrat/acetat,plastic	2 734	7 887	11 565	35 028
39199099	Plastics;plate,sheet,film,foil,tape,strip,oth flat shapes, self-adhesive, o.t in rolls, o.t of HS 3919.10.10-3919.90.92	42 567	494 780	140 082	5 017 062
39201011	Plastics; plates&sheets,of polymer ethylene, noncellular¬ reinforced,laminat,support/combine other materials;rigid	1 400	1 403	3 371	3 378
39201019	Plastics; plates&sheets,of polymer ethylene, noncellular¬ reinforced,laminat,support/combine oth materials; not rigid	3 087 819	15 176 264	6 124 793	27 526 127
39201090	Plastics; film, foil &strip, of polymer ethylene, non-cellular¬ reinforced,laminat,support/combined oth material	1 083 449	5 494 442	2 071 442	10 336 598
39202010	Plastics; biaxially oriented polypropylene film,of polymers propylene, non-cellular & not reinforced	4 916 727	22 866 231	12 362 342	55 164 454
39202091	Plastics; plate & sheet; o.t biaxially oriented polypropylene film,of polymers propylene, non-cellular & not reinforced	1 011 066	5 195 226	2 300 776	11 043 360
39202099	Plastics; film,foil&strip; o.t biaxially oriented polypropylene film,of polymer propylene, non-cellular & not reinforced	1 274 862	5 220 491	2 644 916	9 960 450
39203020	Plastics; of polymers of styrene, acrylonitrile butadiene styrene (ABS) sheets used in the manufacture of refrigerators	61 278	713 433	216 537	2 090 794
39203091	Plastics; plate&sheet of polymer styrene,acrylonitrile butadiene styrene sheet used manufacture of refrigerators,rigid	2 075	17 912	10 425	59 337
39203099	Plastics; film,foil&strip of polymer styrene,acrylonitrile butadiene styrene sheet used manufactur refrigerator,no rigid	16 539	84 633	176 549	817 025
39204310	Plastics; plates & sheets; polymers of vinyl chloride, containing by weight not less than 6% of plasticisers	14 592	98 616	60 597	381 572
39204390	Plastics; film,foil & strip; polymers of vinyl chloride, containing by weight not less than 6% of plasticisers	133 655	586 160	301 556	1 582 659
39204900	Plastics; polymers of vinyl chloride, containing by weight more than 6% of plasticisers	138 859	722 474	402 325	2 169 363

Tabel 3 : Ekspor Indonesia menurut Komoditi (Kode HS 8 digit)

Mei 2021

Kode H S	Uraian golongan barang	Berat bersih (Kg)		Nilai F.O.B. (U S \$)	
		Bulan ini	Kumulatif	Bulan ini	Kumulatif
(1)	(2)	(3)	(4)	(5)	(6)
39205111	Plastics; plates & sheets of acrylic polymers, polymethyl methacrylate, rigid	627 669	4 684 824	1 728 249	11 796 998
39205119	Plastics; plates & sheets of acrylic polymers, polymethyl methacrylate, no rigid	1 843 556	10 100 571	5 733 242	29 276 685
39205190	Plastics; film, foil and strip; of acrylic polymers, polymethyl methacrylate	26 000	52 000	9 880	20 800
39205911	Plastics; plates & sheets of acrylic polymers (excluding polymethyl methacrylate); rigid	-	13 428	-	70 470
39205990	Plastics; film, foil and strip of acrylic polymers (excluding polymethyl methacrylate)	284	1 938	2 761	16 993
39206110	Plastics; plates&sheets, of polycarbonates, non-cellular¬ reinforced,laminate,support/combined with other materials	461 032	2 018 116	1 922 839	8 386 542
39206190	Plastics; film,foil and strip,of polycarbonates, non-cellular¬ reinforced,laminate,support/combine with oth materials	327	1 332	7 478	35 581
39206210	Plastics;plate&sheet,of poly(ethylene terephthalate),non-cellular¬ reinforce,laminate,support/combine oth material	1 827 083	7 753 890	4 602 299	19 248 558
39206290	Plastics;film,foil&strip,of poly(ethylene terephthalate),noncellular¬ reinforce,laminate,support/combine oth material	3 232 084	17 334 090	8 900 357	40 992 983
39206910	Plastics;plates & sheets,of other polyesters,non-cellular & not reinforced,laminated,supported/combined oth material	46 913	428 207	88 322	808 300
39206990	Plastics; film,foil & strip,of other polyesters,non-cellular & not reinforced,laminated,supported/combined oth material	1 246 399	5 575 782	3 593 248	14 463 619
39207191	Plastics; printed sheets, of regenerated cellulose; other than cellophane film	-	261	-	4 025
39207199	Plastics; other than cellophane film & printed sheets, of regenerated cellulose	1	10	1	244
39207999	Plastics; film,foil&strip o.t nitrocellulose(gun cotton) & vulcanised fibre,laminated,supported/combined oth material	28	83	16	149
39209110	Plastics; film of a kind used in safety glass,thickness >0.38mm but<= 0.76mm, & of a width<=2 m; of poly(vinyl butyral)	88	30 459	391	27 903
39209191	Plastics;plate&sheet,film unused in safety glass,thickness >0.38mm but<= 0.76mm, & width<=2 m; of poly(vinyl butyral)	-	122	-	92
39209199	Plastics;foil&strip,film unused in safety glass,thickness >0.38mm but<= 0.76mm, & width<=2 m; of poly(vinyl butyral)	10 157	11 485	11 448	92 509
39209210	Plastics;plates,sheets,film,foil&strip,of polyamide-6,non-cellular¬ reinforce,laminate,support/combine oth materials	1 265 890	6 311 686	4 182 476	19 342 493
39209291	Plastics;plates&sheets, other than of polyamide-6,non-cellular & not reinforced, laminated,support/combine oth materials	-	172	-	16 430
39209299	Plastics; film,foil&strip,other than of polyamide-6,non-cellular¬ reinforced, laminated,support/combine oth materials	141	818	108	1 742
39209499	Plastics; film,foil & strip, other than phenol formaldehyde sheets,laminated,supported/combined with oth material	-	2	-	67
39209921	Plastics; plates & sheets, of plastics nec in head 3920, of addition polymerisation products	2 715	10 536	6 516	23 722
39209929	Plastics; film, foil & strip, of plastics nec in head 3920, of addition polymerisation products	-	0	-	0
39209939	Plastics; film, foil & strip, of plastics nec in head 3920, of condensation or rearrangement polymerisation products	867	3 867	22 991	110 749
39209990	Plastics; of plastics nec in head 3920, laminated, supported/combine oth material,o.t HS 3920.10.11-3920.99.39	1 132	39 589	15 198	186 018
39211120	Plastics; plates, sheets, film, foil and strip, of polymers of styrene, cellular, rigid	-	381	-	1 528
39211191	Plastics; plates & sheets, of polymers of styrene, cellular, not rigid	17	1 189	1 809	2 083
39211192	Plastics; film, of polymers of styrene, cellular, not rigid	1 389	2 389	4 304	6 254
39211199	Plastics; foil and strip, of polymers of styrene, cellular, not rigid	23 814	163 180	91 318	597 311
39211200	Plastics; plates, sheets, film, foil and strip, of polymers of vinyl chloride, cellular	81 078	255 348	153 760	817 690

Tabel 3 : Ekspor Indonesia menurut Komoditi (Kode HS 8 digit)

Mei 2021

Kode H S	Uraian golongan barang	Berat bersih (Kg)		Nilai F.O.B. (U S \$)	
		Bulan ini	Kumulatif	Bulan ini	Kumulatif
(1)	(2)	(3)	(4)	(5)	(6)
39211310	Plastics; plates, sheets, film, foil and strip, of polyurethanes, cellular, rigid	47 804	184 904	326 196	1 397 127
39211391	Plastics; plates & sheets, of polyurethanes, cellular, not rigid	7 813	33 797	71 531	257 911
39211392	Plastics; film, of polyurethanes, cellular, not rigid	-	210 527	-	1 020 427
39211399	Plastics; foil and strip, of polyurethanes, cellular, not rigid	30 270	136 280	295 073	1 369 163
39211499	Plastics; foil and strip, of regenerated cellulose, cellular, not rigid	1	1	2	2
39211920	Plastics; plates, sheets, film, foil and strip, of plastics n.e.c. in heading no. 3921, cellular, rigid	724	2 332	12 863	59 024
39211991	Plastics; plates & sheets, of plastics n.e.c. in heading no. 3921, cellular, not rigid	1	2 016	0	25 282
39211992	Plastics; film, of plastics n.e.c. in heading no. 3921, cellular, not rigid	13 672	90 276	41 921	314 059
39211999	Plastics; foil and strip, of plastics n.e.c. in heading no. 3921, cellular, not rigid	490 411	4 399 590	1 641 824	14 045 906
39219010	Plastics; plates, sheets, film, foil and strip, other than cellular, of vulcanised fibre	74	330	324	34 319
39219020	Plastics; plates, sheets, film, foil and strip, other than cellular, of hardened proteins	88 755	403 480	267 291	1 138 887
39219030	Plastics; plates, sheets, film, foil and strip, other than cellular, of chemical derivatives of natural rubber	-	10	-	338
39219041	Plastics; plates & sheets, other than cellular, of condensation or rearrangement polymerisation products	12 264	64 832	37 791	209 569
39219042	Plastics; film, other than cellular, of condensation or rearrangement polymerisation products	-	1	-	3
39219043	Plastics;textile laminated strip, other than cellular, of condensation or rearrangement polymerisation products	0	0	82	82
39219049	Plastics; foil & strip, other than cellular,of condensation or rearrangement polymerisation products	-	2 553	-	13 466
39219090	Plastics; plates, sheets, film, foil and strip, other than cellular, of other than HS 3921.90.10-3921.90.60	1 614 617	9 674 932	4 925 564	28 636 774
39221019	Plastics; baths; other than bathtubs having rectangular or oblong interior shape	65	9 194	130	21 642
39221090	Baths, shower-baths, sinks & wash-basins, other than bathtubs having rectangular or oblong interior shape of plastics	9 626	56 708	69 573	307 540
39222000	Lavatory seats & covers	8 008	44 072	96 472	531 364
39229011	Lavatory pans, flushing cisterns & urinals; parts flushing cisterns	-	2	-	6
39229012	Lavatory pans, flushing cisterns & urinals ; flushing cisterns equipped with their mechanisms	7 800	7 824	11 830	13 831
39229019	Lavatory pans, flushing cisterns & urinals; other than parts & flushing cisterns equipped with their mechanisms	351	23 868	1 842	4 340
39229090	Plastics; bidets, lavatory pans, flushing cisterns and similar sanitary ware n.e.c. in heading no. 3922	5 404	30 980	26 551	146 060
39231010	Plastics; cases for film, tape & optical discs, for the conveyance or packing of goods	253 111	1 333 938	1 277 404	6 802 194
39231090	Plastics; boxes, crates and similar articles, for the conveyance or packing of goods	309 522	1 923 906	1 791 366	11 892 662
39232111	Ethylene polymer;aseptic bag reinforced with aluminium foil,width >315 mm& length >410mm, incorporating a sealed gland	132 284	2 033 994	198 464	3 216 129
39232119	Ethylene polymer;aseptic bag reinforced with aluminium foil,width <=315 mm& length <=410mm,incorporating a sealed gland	1 360 469	10 065 272	2 414 051	16 455 174
39232191	Ethylene polymer;aseptic bag not reinforced with aluminium foil,width>315 mm& length>410mm, incorporating a sealed gland	25 270	146 577	161 734	747 143
39232199	Ethylene polymer;aseptic bag not reinforced with aluminium foil,width<=315 mm&length<=410mm, incorporating sealed gland	4 149 711	26 873 526	6 495 546	38 601 016

Tabel 3 : Ekspor Indonesia menurut Komoditi (Kode HS 8 digit)

Mei 2021

Kode H S	Uraian golongan barang	Berat bersih (Kg)		Nilai F.O.B. (U S \$)	
		Bulan ini	Kumulatif	Bulan ini	Kumulatif
(1)	(2)	(3)	(4)	(5)	(6)
39232910	Ethylene polymer;aseptic bags reinforced/not with aluminium foil,width>315 mm&length>410 mm,incorporating a sealed gland	-	5 539	-	44 980
39232990	Ethylene polymer;aseptic bags reinforced/not with aluminium foil,width<=315 mm&length<=410 mm,incorporat a sealed gland	662 807	4 142 231	1 882 577	10 340 905
39233020	Plastic; carboy,bottle,flask&sim,multilayer fibreglas reinforce container,for compress/liquefied gas;for conveyance/pack	0	6 975	4	11 019
39233090	Plastic;carboy,bottle,flask&sim,o.t multilayer fibreglass containers,for compress/liquefied gas;for conveyance/packing	238 414	1 572 895	1 142 689	6 371 165
39234010	Spools, cops, bobbins and similar supports, suitable for use with the machines of heading 84.44, 84.45 or 84.48	-	18 452	-	79 051
39234090	Spools, cops, bobbins and similar supports, not for use with the machines of heading 84.44, 84.45 or 84.48	59 777	279 005	256 698	1 280 029
39235000	Spools, cops, bobbins & similar supports; stoppers, lids, caps & other closures, for the conveyance or packing of goods	198 064	780 956	1 756 233	7 485 168
39239010	Spools, cops, bobbins & similar supports; toothpaste tubes	28 739	123 212	158 113	760 657
39239090	Spools, cops, bobbins & similar supports; other than toothpaste tubes	990 882	8 171 751	2 786 024	19 192 275
39241010	Plastics; tableware and kitchenware, of melamine	399	164 351	819	466 414
39241090	Plastics; tableware and kitchenware, other than of melamine	425 335	2 463 958	3 384 488	18 150 958
39249010	Plastics;Plastics; household articles and hygienic or toilet articles, bed pans, urinals (portable type) /chamber-potss	1	13	16	120
39249030	Plastics; household articles and hygienic or toilet articles supplementary feeding system for babies	-	637	-	12 335
39249090	Plastics; household articles and hygienic or toilet articles n.e.c in heading no. 3924	250 043	1 544 050	1 386 645	7 855 163
39251000	Plastics; reservoirs, tanks, vats & similar containers, of a capacity exceeding 300 l	31 469	202 493	79 591	1 042 247
39252000	Plastics; doors, windows & their frames & thresholds for doors	5 471	123 671	13 302	168 883
39253000	Plastics; shutters, blinds (including Venetian blinds) & similar articles & parts thereof	31 659	347 796	318 992	3 217 546
39259000	Plastics; builders' ware, n.e.c. or included in heading no. 3925	23 811	604 367	144 322	2 488 636
39261000	Plastics; office or school supplies	312 139	2 070 181	1 025 353	7 448 610
39262060	Plastics; articles of apparel used for protection from chemical substances, radiation or fire	3	140	219	9 209
39262090	Plastics; articles of clothing accessories (including gloves, mittens & mitts)	102 063	894 347	1 408 994	11 816 910
39263000	Plastics; fittings for furniture, coachwork or the like	34 121	246 738	287 700	1 900 501
39264000	Plastics; statuettes and other ornamental articles	63 750	315 398	388 163	2 205 041
39269010	Plastics; floats for fishing nets	6 347	14 063	30 551	72 871
39269020	Plastics; fans and handscreens, frames and handles therefor, and parts thereof	15 706	95 967	61 012	380 969
39269032	Plastics; hygienic, medical and surgical articles, plastic moulds with denture imprints	3	74	13	2 465
39269039	Plastics; hygienic, medical and surgical articles, other than plastic moulds with denture imprints	63 702	390 272	768 339	5 621 280
39269041	Plastics; safety and protective devices, police shields	1	42	5	386
39269042	Plastics; safety and protective devices, protective masks for use in welding and similar work	-	86	-	279
39269049	Plastics; safety and protective devices, other than HS 3926.90.41 - 3926.90.44	5 455	168 418	114 365	1 062 433
39269053	Plastics; articles for industrial uses, transmission or conveyor belts or belting	1 023	13 101	36 310	439 016
39269055	Plastics; articles for industrial uses, plastic J-hooks or bunch blocks for detonators	-	217	-	2 773
39269059	Plastics; articles for industrial uses, other than HS 3926.90.53 - 3926.90.55	215 878	1 066 770	2 091 938	10 719 758
39269060	Plastics; poultry feeders	35 170	249 550	149 982	997 529
39269070	Plastics; padding for articles of apparel or clothing accessories	5 613	19 340	13 923	35 340
39269081	Plastics; shoe lasts	224	14 824	7 735	259 500
39269082	Plastics; prayer beads	27	521	644	8 161

Tabel 3 : Ekspor Indonesia menurut Komoditi (Kode HS 8 digit)

Mei 2021

Kode H S	Uraian golongan barang	Berat bersih (Kg)		Nilai F.O.B. (U S \$)	
		Bulan ini	Kumulatif	Bulan ini	Kumulatif
(1)	(2)	(3)	(4)	(5)	(6)
39269089	Plastics; cards for jewellery or small objects of personal adornment	3 349	34 860	39 369	515 175
39269091	Plastics; of a kind used for grain storage	1	267	1	15 905
39269092	Plastics; empty capsules of a kind suitable for pharmaceutical use	-	59	-	6 778
39269099	Plastics; n.e.c. in heading no. 3923	632 016	4 876 484	4 416 999	35 006 225
40011011	Centrifuged concentrate natural rubber latex, exceeding 0.5 % by volume of ammonia content	234 500	1 003 000	464 105	2 051 135
40011019	Non-centrifuged concentrate natural rubber latex, exceeding 0.5 % by volume of ammonia content	36	85	6	699
40011029	Non-centrifuged concentrate natural rubber latex, not exceeding 0.5 % by volume of ammonia content	-	4	-	3
40012110	Natural rubber in smoked sheets, RSS Grade 1	3 393 100	23 225 236	7 770 146	52 728 849
40012190	Smoked sheets, other than RSS Grade 1 to 5	60	95	91	104
40012210	Technically specified natural rubber (TSNR) 10	7 522 200	57 366 540	12 995 079	94 755 922
40012220	Technically specified natural rubber (TSNR) 20	159 173 000	945 302 382	275 922 387	1 563 254 894
40012230	Technically specified natural rubber (TSNR) L	-	322 560	-	670 723
40012240	Technically specified natural rubber (TSNR) CV	191 520	3 034 080	432 951	6 371 103
40012250	Technically specified natural rubber (TSNR) GP	2	30	2	16
40012999	Natural rubber (other than latex, smoked sheets, RSS and TSNR), n.e.c in 4001, other than in primary forms	-	3 183	-	111 458
40013020	Jelutong in primary forms	-	18 000	-	156 600
40013090	Balata, guttapercha, guayule, chicle & similar natural gums not in primary forms	10 008	149 455	27 430	365 591
40021100	Styrene-butadiene rubber (SBR), carboxilated styrene-butadiene rubber (XSBR), in latex form	3 178 657	17 843 071	2 883 325	14 782 977
40021910	SBR, XSBR other than latex, in primary forms or in vulcanised, uncompound plates, sheets, or strips	5 692	19 809	35 895	250 133
40021990	SBR, XSBR, other than latex, other than in primary forms or in vulcanised, uncompound plates, sheets, or strips	7 883 488	39 368 282	14 795 716	60 828 865
40022010	Synthetic rubber, Butadiene rubber (BR) in primary forms	-	1 050	-	38 903
40022090	Synthetic rubber, Butadiene rubber (BR) other than in primary forms	1 400 996	5 275 981	2 442 754	7 962 176
40023190	Isobutene-isoprene (butyl) rubber (IIR), other than unvulcanised, uncompound plates, sheets or strip	-	10	-	5
40023990	Halo-isobutane-isoprene rubber (CIIR or BIIR) other than unvulcanised, uncompound plate, sheets or strip	-	1 228	-	3 806
40024100	Chloroprene (chlorobutadiene) rubber(CR) , in latex form	-	6 450	-	28 692
40024910	Chloroprene (chlorobutadiene) rubber(CR) other than latex, in primary forms	50	50	281	281
40025910	Acrylonitrile-butadiene rubber (NBR) other than latex, in primary forms	-	2 100	-	5 558
40027010	Ethylene-propylene-non-conjugated diene rubber (EPDM), in primary forms	724	5 690	2 045	32 778
40027090	Ethylene-propylene-non-conjugated diene rubber (EPDM), other than in primary forms	20	70	10	202
40028010	Mixture of natural rubber latex with syntetic rubber latex	3	645 123	900	998 155
40028090	Mixtures of product of 40.01 with product of 40.02 other than mixture of natural rubber latex with syntetic rubber latex	826 560	14 212 850	1 322 149	22 371 159
40029100	Synthetic rubber, latex, n.e.c in heading 40.02	-	23 000	-	46 425
40029920	Synthetic rubber, other than latex, n.e.c in 40.02, in primary forms/in unvulcanised, uncompound plates, sheets/strip	-	25	-	5
40029990	Synthetic rubber, oth than latex, n.e.c in 40.02, oth than primary forms/unvulcanised/uncompound plates, sheets/strip	-	21	-	208
40030000	Reclaimed rubber in primary forms or in plates, sheets or strip.	670 815	3 596 156	548 114	2 774 471
40040000	Waste, parings & scrap of rubber (other than hard rubber) & powders & granules obtained therefo	382 782	1 933 721	83 668	406 780
40051010	Compounded of natural gums with carbon black or silica, unvulcanised, in primary forms or in plates, sheets or strip	1 170 505	7 103 173	3 272 301	20 068 353

Tabel 3 : Ekspor Indonesia menurut Komoditi (Kode HS 8 digit)

Mei 2021

Kode H S	Uraian golongan barang	Berat bersih (Kg)		Nilai F.O.B. (U S \$)	
		Bulan ini	Kumulatif	Bulan ini	Kumulatif
(1)	(2)	(3)	(4)	(5)	(6)
40051090	Compounded rubber, oth than natural gums with carbon black/silica, unvulcanised, in primary forms/in plates,sheets/strip	1 329 450	5 956 959	2 844 058	12 006 182
40052000	Compounded rubber, unvulcanised, solutions, dispersions other than those of subheading 4005.10	-	2	-	1
40059110	Compounded rubber of natural gums, other than 4005.10 and 4005.20, unvulcanised, in plates, sheets amd strip	-	242	-	1 702
40059190	Compounded rubber other than of natural gums, other than 4005.10 and 4005.20, unvulcanised, in plates, sheets amd strip	727	8 993	13 810	98 362
40059910	Compounded rubber, latex, other than 4005.10 and 4005.20, unvulcanised, other than in primary forms	-	142	-	158
40059920	Natural rubber compounded with substances other than carbon or silica, unvulcanised, in primary forms	2	3	8	29
40059990	Compounded rubber,nec in sub heading 4005.10 & nec in sub heading 4005.20, in primary forms, nec in sub heading 4005.99	104 058	498 095	204 337	1 068 755
40061000	Unvulcanized rubber, ôCamel-backö strips for retreading rubber tyres	-	1 344	-	3 214
40069011	Article of unvulcanised rubber, of natural gums, other than ôCamel-backö strips for retreading rubber tyres	15	15	6	6
40069019	Form of unvulcanised rubber, of natural gums, other than articles or ôCamel-backö strips for retreading rubber tyres	61	419	899	5 929
40069090	Form and article of unvulcanised rubber, other than natural gums or ôCamel-backö strips for retreading rubber tyres	273	1 862	4 834	23 113
40070000	Vulcanised rubber thread and cord.	173 603	771 763	780 195	3 089 549
40081110	Plates, sheets & strip of vulcanised cellular rubber, exceeding 5 mm in thickness, lined with textile fabric on one side	1 790	2 175	2 061	2 969
40081120	Plates, sheets and strip of vulcanised cellular rubber, not exceeding 5 mm in thickness, floor tiles and wall tiles	-	770	-	475
40081190	Plates, sheets and strip of vulcanised cellular rubber, other than 4008.11.10 and 4008.11.20	8 187	25 643	18 396	50 453
40081900	Vulcanised celullar rubber (other than hard rubber), other than plates, sheets and strip	9 654	130 712	38 694	414 912
40082110	Plates, sheets and strip of vulcanised non-celullar rubber, > 5 mm in thickness, lined with textile fabric on one side	60 373	298 903	106 927	566 990
40082130	Plates, sheets and strip of vulcanised non-celullar rubber, water stop	-	311	-	571
40082140	Plates, sheets and strip of vulcanised non-celullar rubber, rubber soling sheet	-	28 210	-	6 746
40082190	Plates, sheets and strip of vulcanised non-celullar rubber, other than 4008.21.10 - 4008.21.90	69 132	619 931	111 068	1 065 211
40082900	Vulcanised non-celullar rubber (other than hard rubber), other than plates, sheets and strip	16	41 953	63	66 871
40091100	Tubes,pipes&hoses, vulcanised rubber o.t hard rubber,not reinforced/othwise combined with oth materials without fittings	20 580	128 765	158 389	1 122 130
40091210	Mining slurry suction&discharge hoses,vulcanised rubber o.t hard rubb, not reinforced/combined materials,with fittings	-	9 000	-	10 115
40091290	Tubes,pipes&hoses,vulcanised rubber o.t hard rubber,not reinforced/combined w/ oth material with fittings,o.t 4009.12.10	2 711	16 597	37 990	340 011
40092190	Tubes, pipes&hoses of vulcanised rubber o.t hard rubber,reinforced/combined with metal,without fittings, o.t 4009.21.10	109 749	456 949	260 093	1 130 420
40092210	Mining slurry suction & discharge hoses of vulcanised rubber, reinforced or combined only with metal, with fittings	-	18	-	100
40092290	Tubes, pipes&hoses of vulcanised rubber o.t hard rubber,reinforced or combined with metal,with fittings, o.t 4009.22.10	18 718	100 931	164 131	889 366
40093110	Mining slurry suction&discharge hoses,vulcanised rubber o.t hard rubber,reinforced/combined w/textile,without fittings	-	210	-	4 727

Tabel 3 : Ekspor Indonesia menurut Komoditi (Kode HS 8 digit)

Mei 2021

Kode H S	Uraian golongan barang	Berat bersih (Kg)		Nilai F.O.B. (U S \$)	
		Bulan ini	Kumulatif	Bulan ini	Kumulatif
(1)	(2)	(3)	(4)	(5)	(6)
40093120	Rubber hose of a kind used for gas stove,vulcanised rubb o.t hard rubber,reinforced/combined w/textile, without fittings	-	2 850	-	19 991
40093191	Fuel/heater/water hoses,reinforces/combined w/textile,used on motor vehicles of 87.02,87.03,87.04/87.11,without fittings	29 776	246 173	517 292	3 623 732
40093199	Tubes,pipes&hoses of vulcanised rubber o.t hard rubber,reinforced/combined w/textile,without fittings,n.e.c in 4009.31	428	41 492	8 712	158 302
40093290	Tubes,pipes&hoses of vulcanised rubber o.t hard rubber,reinforced/combined with textile,with fittings,n.e.c in 4009.32	978	3 276	42 614	149 679
40094110	Rubber hose used for gas stove,vulcanised rubber o.t hard rubber,reinforced/combined with oth materials,without fittings	-	1 388	-	65 275
40094190	Tubes/pipes&hoses,vulcanised rubber o.t hard rubber,reinforced/combined w/oth materials,without fittings o.t 4009.41.10	5 640	93 892	98 619	857 927
40094220	Rubber hose used for gas stove,vulcanised rubber o.t hard rubber,reinforced/combined with other materials,with fittings	-	485	-	20 616
40094290	Tubes/pipes&hoses,vulcanised rubber o.t hard rubber,reinforced/combined with other materials,with fittings n.e.c 4009.42	128 819	924 098	881 589	3 182 920
40101200	Conveyor belts or belting, of vulcanised rubber, reinforced only with textile materials	6 949	16 658	49 550	112 324
40101900	Conveyor belts or belting, of vulcanised rubber, other than reinforced only with metal or textile material	953	4 446	1 233	49 374
40103100	Endless transmission belts trapezoidal cross-section (V-belts),V-ribbed,vulc rubber,outside circum>60 cm but not<180 cm	286 314	1 858 949	2 817 379	16 704 807
40103200	Endless transm belts trapezoidal cross-section (Vbelts),oth thn V-ribbed,outside circum excee 60 cm but not excee 180 cm	24 518	118 987	316 578	1 551 788
40103300	Endless transmission belts trapezoidal cross-section (Vbelts),V-ribbed,outside circum excee 180 cm but not excee 240 cm	40	119	310	2 244
40103400	Endless transm belts trapezoidal cross-section (Vbelts),oth thn Vribbed,outside circum excee 180 cm but not excee 240 cm	7 253	34 302	71 406	297 433
40103500	Endless synchronous belts, of an outside circumference exceeding 60 cm but not exceeding 150 cm, of vulcanised rubber	938	3 127	7 830	67 817
40103900	Transmission belts or belting, of vulcanised rubber, other than 4010.31.00-4010.36.00	125 200	920 147	1 341 357	8 406 831
40111000	New pneumatic tyres, of rubber, of a kind used on motor cars (including station wagons and racing cars)	23 537 950	184 654 454	78 033 150	537 724 619
40112010	New pneumatic tyres, of rubber, of a kind used on buses or lorries, of a width not exceeding 450 mm.	1 903 974	13 637 028	5 795 759	39 723 084
40112090	New pneumatic tyres, of rubber, of a kind used on buses or lorries, of a width not less than 450 mm.	6 865	98 771	18 386	321 221
40113000	New pneumatic tyres, of rubber, of a kind used on aircraft.	-	231	-	21 786
40114000	New pneumatic tyres, of rubber, of a kind used on motorcycles.	2 137 993	13 711 359	7 947 915	49 035 332
40115000	New pneumatic tyres, of rubber, of a kind used on bicycles.	1 448 300	7 036 566	8 548 087	46 370 690
40117000	New pneumatic tyres, of rubber, of a kind used on agricultural or forestry vehicles and machines.	393 692	2 572 889	1 211 462	7 737 718
40118011	New pneumatic tyres used on tractors machinery of head 8429-8430,forklifts,wheelbarrows/oth industrial vehicles&machines	949 505	4 937 547	2 807 046	14 439 105
40118019	New pneumatic tyres of rubber,used on construct,mine/industry handling vehicle&machine,rim size ?61cm,o.t HS 4011.80.11	30	30	100	100
40118029	New pneumatic tyres, oth kind use on tractor,machinery of head 8429-8430, forklift/oth industri vehicle&machine,rim >61cm	10	5 843	20	7 341
40119010	New pneumatic tyres, of rubber, of a kind used on vehicles of Chapter 87.	-	5 367	-	27 526
40119020	New pneumatic tyres, of rubber, of a kind used onon machinery of heading 84.29 or 84.30.	5 780	166 895	19 056	539 737

Tabel 3 : Ekspor Indonesia menurut Komoditi (Kode HS 8 digit)

Mei 2021

Kode H S	Uraian golongan barang	Berat bersih (Kg)		Nilai F.O.B. (U S \$)	
		Bulan ini	Kumulatif	Bulan ini	Kumulatif
(1)	(2)	(3)	(4)	(5)	(6)
40119090	New pneumatic tyres, of rubber, n.e.c. in heading 4011 of a width not exceeding 450 mm	125 083	608 555	336 745	1 556 416
40121210	Retreaded tyres of rubber, of a kind used on buses or lorries, of a width not exceeding 450 mm	-	92	-	1 605
40121290	Retreaded tyres of rubber, of a kind used on buses or lorries, of a width exceeding 450 mm	1 456	4 223	1 690	7 413
40121300	Retreaded tyres of rubber, of a kind used on aircraft	13 431	211 959	1 659	110 652
40121940	Retreaded tyres of rubber, of a kind used on vehicles of Chapter 87	-	8 171	-	18 074
40121990	Retreaded tyres of rubber, n.e.c. sub heading 4012.12-sub heading 4012.19	1 750	44 991	6 047	125 692
40122029	Used pneumatic tyres of rubber, of a kind used on buses or lorries, of a width exceeding 450 mm	-	1 861	-	7 365
40122050	Used pneumatic tyres of rubber, of a kind used on bicycles	-	1 353	-	1 833
40122099	Used pneumatic tyres of rubber, n.e.c sub heading 4012.20	300	1 600	2 000	7 902
40129014	Solid tyres exceeding 250 mm in external diameter, of a width not exceeding 450 mm	-	54 575	-	97 854
40129015	Solid tyres exceeding 250 mm in external diameter, of a width exceeding 450 mm, for use on vehicles of heading 87.09	-	1 280	-	5 298
40129016	Rubber, tyres, other solid tyres exceeding 250 mm in external diameter, of a width exceeding 450 mm	-	1 698	-	3 123
40129019	Rubber, tyres, other solid tyres not exceeding 250 mm in external diameter, of a width not exceeding 450 mm	160 797	702 645	868 158	3 360 700
40129070	Replaceable tyre treads of rubber, of a width not exceeding 450 mm	13 922	13 922	29 932	29 932
40129080	Tyre flaps of rubber	35 471	125 048	73 856	251 949
40129090	Retreaded/used pneumatic tyres of rubber, solid/cushion tyres, tyre treads & flaps, n.e.c in heading 4012	47 877	369 975	61 869	451 502
40131011	Inner tubes of rubber, of a kind used on motor cars, suitable for fitting to tyres of a width < 450 mm	29 985	126 292	110 283	438 288
40131019	Inner tubes of rubber, of a kind used on motor cars, suitable for fitting to tyres of a width > 450 mm	-	107	-	46
40131021	Inner tubes of rubber, of a kind used on buses or lorries, suitable for fitting to tyres of a width not exceeding 450 mm	1 005	61 344	3 000	177 054
40131029	Inner tubes of rubber, of a kind used on buses or lorries, suitable for fitting to tyres of a width exceeding 450 mm	30	40	45	55
40132000	Inner tubes of rubber, of a kind used on bicycles	223 529	1 100 448	1 120 736	4 966 837
40139011	Inner tubes of rubber, kind used on machinery of head 8429 or 8430, suitable for fitting to tyres of a width <=450 mm	58	1 258	458	6 203
40139019	Inner tubes of rubber, a kind used on machinery of head 84.29 or 84.30, suitable for fitting to tyres of a width >450 mm	-	25	-	72
40139020	Inner tubes of rubber, of a kind used on motorcycles	165 264	860 298	503 418	2 808 238
40139031	Inner tubes of rubber, of a kind used on oth vehicles of Chapter 87, suitable for fitting to tyres of a width < 450 mm	551	19 790	148	22 279
40139091	Inner tubes of rubber, suitable for fitting to tyres of a width not exceeding 450 mm, n.e.c sub heading 4013.90	26 048	130 505	99 645	507 521
40141000	Sheath contraceptives	217	10 913	14 590	174 202
40149010	Teats for feeding bottles and similar articles	1 002	15 202	3 870	292 369
40149040	Stoppers for pharmaceutical use	67	67	1 420	1 420
40149090	Hygienic/pharmaceutical articles of vulcanised exclude hard rubber, w/or wo/ fittings hard rubber, n.e.c in heading 4014	32	24 900	144	230 662
40151100	Gloves, mittens and mitts for surgical, of vulcanised rubber other than hard rubber	232 397	1 506 234	4 796 909	27 958 190
40151900	Gloves, mittens and mitts for not surgical, of vulcanised rubber other than hard rubber	4 282 009	25 659 606	54 978 249	332 085 775
40159010	Lead aprons, of vulcanised rubber other than hard rubber	1	1 602	2	7 687
40159020	Divers' suits (wet suits), of vulcanised rubber other than hard rubber	44	2 914	2 781	56 300
40159090	Articles apparel & clothing accessories of vulcanised rubber other than hard rubber, n.e.c in heading 4015	536	25 838	9 342	119 566
40161010	Padding for articles of apparel or clothing accessories, of cellular rubber	2	16	544	743

Tabel 3 : Ekspor Indonesia menurut Komoditi (Kode HS 8 digit)

Mei 2021

Kode H S	Uraian golongan barang	Berat bersih (Kg)		Nilai F.O.B. (U S \$)	
		Bulan ini	Kumulatif	Bulan ini	Kumulatif
(1)	(2)	(3)	(4)	(5)	(6)
40161020	Floor tiles and wall tiles of cellular rubber	14 742	110 273	4 495	29 751
40161090	Other articles of cellular rubber, other than padding apparel and floor/wall tiles	23 428	83 382	265 099	1 427 179
40169110	Mats of vulcanised rubber other than hard rubber, non-cellular rubber	367 777	2 927 262	551 638	4 431 624
40169120	Tiles of vulcanised rubber other than hard rubber, non-cellular rubber	-	4 700	-	38 531
40169190	Floor coverings other than mats and tiles of vulcanised rubber other than hard rubber,non-cellular rubber	1 321	9 041	11 260	138 656
40169210	Eraser tips of vulcanised rubber other than hard rubber and non-cellular rubber	6	28	9	119
40169290	Erasers other than eraser tips of vulcanised rubber other than hard rubber and non-cellular rubber	393	533	133	1 309
40169310	Gaskets, washers and other seals of a kind used to insulate the terminal leads of electrolytic capacitors	57 157	312 703	1 164 036	6 245 543
40169320	Gaskets and o-rings, of a kind used on motor vehicles of heading 87.02, 87.03, 87.04 or 87.11	6 965	65 367	338 547	2 446 292
40169390	Gaskets, washers and other seals of vulcanised rubber other than hard rubber, n.e.c sub heading 4016.93	134 311	662 986	3 441 227	17 965 254
40169400	Boat or dock fenders of vulcanised rubber, whether or not inflatable, other than hard rubber, non-cellular rubber	13 509	135 610	184 028	1 065 048
40169500	Inflatable articles, other than boat or dock fenders of vulcanised rubber, other than hard rubber, non-cellular rubber	27 288	37 822	209 468	272 336
40169911	Parts&access kind used for vehicles of Chapter 87 for vehicles of head 8702,8703, 8704 or 8705,oth thn weatherstripping	133 438	1 311 406	1 789 013	17 992 591
40169912	Parts and accessories of vulcanised rubber other than hard rubber, of a kind used for vehicles of heading 87.11	7 960	58 341	75 649	802 036
40169913	Weatherstripping of vulcanised rubber oth thn hard rubber, of a kind used on motor vehicles of heading 8702,8703 or 8704	86 617	729 837	966 817	7 780 583
40169915	Parts&accessories of vulcanised rubber oth thn hard rubber,of a kind used for vehicles of head 8709, 8713, 8715 or 87.16	-	38	-	3 959
40169916	Bicycle mudguards of vulcanised rubber other than hard rubber and non-cellular rubber	30	461	36	18 312
40169917	Bicycle parts of vulcanised rubber other than hard rubber and cellular rubber	0	142	2	3 079
40169918	Bicycle accessories of vulcanised rubber other than hard rubber, non-cellular rubber, other than mudguards & parts	374	3 079	671	5 541
40169919	Parts&accessories of a kind used for vehicles of Chapter 87 of vulcanised rubber exc hard rubber oth thn 4016.99.11-20	1 896	13 499	12 125	99 296
40169930	Rubber bands, of vulcanised rubber other than hard rubber, non-cellular rubber	95	120	2 036	2 435
40169940	Wall tiles of vulcanised rubber other than hard rubber, non-cellular rubber	-	3	-	63
40169951	Rubber rollers of vulcanised rubber other than hard rubber, non-cellular rubber	20 414	121 369	924 408	5 250 303
40169952	Tyre mould bladders of vulcanised rubber other than hard rubber, non-cellular rubber	-	69	-	2 310
40169954	Rubber grommets&rubber covers for automotive wiring harnesses of vulcanised rubber oth hard rubber, non-cellular rubber	15 918	73 387	209 511	1 075 214
40169959	Articles used in machinery/mechanical/electric appliances/oth technical uses,noncellular rubber,nec HS 40169951-40169954	15 184	136 770	535 642	3 203 537
40169960	Rail pads of vulcanised rubber other than hard rubber, non-cellular rubber	-	2 745	-	198 133
40169970	Structural bearings including bridge bearings of vulcanised rubber other than hard rubber, non-cellular rubber	1 078	6 037	11 479	126 383
40169991	Table coverings of vulcanised rubber other than hard rubber, non-cellular rubber	333	7 577	11 406	148 573
40169999	Articles of vulcanised rubber other than hard rubber, non-cellular rubber, n.e.c in 4016	27 254	301 583	343 310	2 283 976
40170010	Floor tiles and wall tiles of hard rubber (for example ebonite)	625	2 018	22 675	65 771
40170020	Articles of hard rubber other than floor tiles and wall tiles	238	6 709	1 729	6 538

Tabel 3 : Ekspor Indonesia menurut Komoditi (Kode HS 8 digit)

Mei 2021

Kode H S	Uraian golongan barang	Berat bersih (Kg)		Nilai F.O.B. (U S \$)	
		Bulan ini	Kumulatif	Bulan ini	Kumulatif
(1)	(2)	(3)	(4)	(5)	(6)
40170090	Articles of hard rubber n.e.c in heading 4017	1 160	11 251	5 535	28 250
41019090	Raw hides and skins of bovine, including butts, bends and bellies, other than pre-tanned	44	44	385	385
41022900	Raw skins of sheep or lambs without wool on, other than pickled	-	1	-	1
41039000	Raw hides and skins other than bovine, sheeps and lambs, reptil, and swine	805	1 055	8 579	15 922
41044100	Tanned/crust hides & skins in the dry state,full grains,upsplit & grains split of bovine vegetable tanned	-	43	-	1 103
41044900	Tanned/crust hides & skins in the dry state,other than full grains,upsplit & grains split of bovine vegetable tanned	5 098	5 476	103 886	112 731
41053000	Tanned/crust skins of sheep/lambs,in the dry state (crust), wo/wool on,woon split,but not further prepared	-	334	-	8 211
41063200	Tanned/crust hidesskins of swine, in the dry state (crust),wo/wool/hair on,whether/not split,but not further prepared	245	834	7 188	26 214
41064000	Tanned or crust hides and skins of reptiles, without wool or hair on, whether or not split, but not further prepared.	7 822	29 244	1 166 398	4 581 723
41071100	Leather further prepared after tanning/crusting of bovine/equine animal,whole hides and skins,full grains,unsplit	352	359	4 680	5 926
41071200	Leather further prepared after tanning/crusting of bovine/equine animal,whole hides and skins, grains split	50 872	478 630	978 930	8 867 443
41071900	Leather further prep after tanning/crusting of bovine/equine animal,whole hide&skin,o.th full grain,unsplit,grains split	53 528	260 367	1 129 449	5 457 275
41079100	Leather,other than whole hides and skins further prepared after tanning/crusting whole hides & skins,full grains,unsplit	-	405	-	5 483
41079200	Leather,other than whole hides and skins further prepared after tanning/crusting whole hides & skins, grain splits	1 210	9 789	24 457	217 691
41079900	Leather,oth thn whole hides&skins further prepared after tanning/crusting whole hides & skins,exc full/no grains,unsplit	166 943	1 065 693	506 022	2 297 250
41120000	Leather further prepared after tanning/ crust,of sheep/lamb wo/wool on,split/not,other than leather of heading 41.14	9 450	62 176	854 055	5 412 492
41131000	Leather further prepared after tanning or crusting includ parchment-dressed leather, w/o wool/hair,of goats or kids	11 106	54 487	453 233	2 003 782
41133000	Leather further prepared after tanning or crusting includ parchment-dressed leather, w/o wool/hair,of reptiles	364	2 061	66 671	588 636
41139000	Leather further prepared after tanning/crusting includ parchment-dressed leather oth thn goats/kids, swine,& reptiles	1 820	19 651	303 065	1 039 303
41142000	Patent leather and patent laminated leather, metallised leather	-	165	-	4 365
41151000	Composition leather with a basis of leather or leather fibre, in slabs, sheets or strip, whether or not in rolls	6 841	77 715	414 046	2 948 051
41152000	Parings & oth waste of leather/composition leather,not for manufacture leather articles,leather dust,powder & flour	486	2 962	12 191	93 491
42010000	Saddlery & harness for any animal (traces,leads,knee pads,muzzles,saddle cloths,saddle bags,dog coats),of any material.	13 123	74 656	310 053	2 001 338
42021110	Cases & containers,suit-case/brief-case with outer surface of leather/composition leather,max dimensions 56cmx45cmx25 cm	225	5 695	255	8 998
42021190	Cases & containers,suit-case/brief-case with outer surface of leather/composition leather,dimension more 56cmx45cmx25 cm	23 628	236 931	545 627	4 621 369
42021211	School satchels with outer surface of vulcanised fibre	18	104	318	2 801
42021219	School satchels with outer surface other than vulcanised fibre	101 693	270 038	1 815 693	4 354 847
42021291	Cases & containers,suit-case/brief-case with outer surface vulcanised fibre other than school satchels	121	684	4 417	9 117
42021299	Cases & containers,suit-case/brief-case with other than outer surface vulcanised fibre, other than school satchels	133 664	543 252	1 044 367	4 649 941

Tabel 3 : Ekspor Indonesia menurut Komoditi (Kode HS 8 digit)

Mei 2021

Kode H S	Uraian golongan barang	Berat bersih (Kg)		Nilai F.O.B. (U S \$)	
		Bulan ini	Kumulatif	Bulan ini	Kumulatif
(1)	(2)	(3)	(4)	(5)	(6)
42021920	Trunks,suit-cases, vanity-cases executive-cases,brief-cases,school satchels & similar container,paperboard outer surface	473	14 254	1 580	29 334
42021990	Trunks,suit-cases, vanity-cases,executive-cases,brief-cases,school satchel&similar container, outer srface oth paperboard	5 749	37 786	51 619	238 348
42022100	Handbags,whether/ not with shoulder strap,incld those without handle,outer surface of leather/ composition leather	217 170	982 797	6 911 118	32 251 791
42022200	Handbags,won w/shoulder strap,incl those wo handle w/outer surface of sheeting of plastics/of textile materials	1 048 722	4 831 869	15 580 153	73 968 285
42022900	Handbags, whether or not with shoulder strap, including those without handle, oth thn sub heading 4202.21 - 4202.22	18 210	115 466	434 652	1 596 072
42023100	Articles of a kind normally carried in the pocket or in the handbag,with outer surface of leather or composition leather	7 960	31 675	523 154	2 129 117
42023200	Articles of a kind normally carried in pocket/in the handbag,w/outer surface of sheeting plastics or textile materials	16 711	87 121	386 680	2 431 311
42023900	Articles of a kind normally carried in pocket/in the handbag, oth thn sub heading 4202.31 - 4202.32	357	4 161	12 293	107 769
42029111	Cases and containers, bowling bags with outer surface of leather or of composition leather	-	237	-	26 376
42029119	Cases and containers, sports bag other than bowling bags, with outer surface of leather or of composition leather	73	5 758	1 269	62 030
42029190	Cases and containers, other sports bag, with outer surface of leather or of composition leather	36 530	163 207	1 207 644	5 212 402
42029210	Cases and containers, toiletry bags, of sheeting of plastics	820	20 270	26 567	898 776
42029220	Cases and containers, bowling bags sheeting of plastics or of textile materials	61 226	304 194	769 120	3 844 712
42029290	Cases and containers, other than toiletry bags and bowling bags, of sheeting of plastics	1 555 250	9 516 194	27 904 974	161 689 967
42029910	Cases and containers, other article, with outer surface of vulcanised fibre or paperboard	475	614	5 263	7 340
42029920	Cases and containers, other article, of copper	165	1 313	2 520	16 209
42029990	Cases & containers; nec in head 4202,of vulcanised fibre/of paperboard/wholly/mainly covered with such materials/w paper	2 770	75 654	56 044	1 091 214
42031000	Apparel, articles of apparel, of leather or of composition leather	39 383	243 945	1 410 303	10 377 754
42032100	Clothing accessories, gloves, mittens and mitts, specially designed for use in sports, of leather or composition leather	97 372	587 450	7 311 837	42 051 534
42032910	Clothing accessories, protective work gloves, of leather or composition leather	8 302	27 200	331 075	903 287
42032990	Clothing accessories, other than protective work gloves, of leather or composition leather	12 141	45 529	293 498	1 858 561
42033000	Clothing accessories, belts and bandoliers, of leather or of composition leather	605	4 582	31 641	310 226
42034000	Clothing accessories; of leather or of composition leather, n.e.c. in heading no. 4203	782	6 003	10 079	131 830
42050010	Boot laces, mats, of leather or of composition leather	222	2 328	1 910	31 357
42050020	Industrial safety belts and harnesses of composition leather	-	118	-	3 335
42050030	Leather strings or chords of a kind used for jewellery or articles of personal adornment of composition leather	19	2 783	5 710	41 041
42050040	Articles of leather/composition leather used in machine/mechanic appliance/oth technic uses,o.t HS 4205.00.10-4205.00.30	-	0	-	992
42050090	Articles of leather or of composition leather n.e.c in heading 4205	6 374	60 743	156 804	1 521 898
43021900	Furskins, tanned/dressed,whole, w/or wo/head,tail/paws,not assembled, oth thn of mink, other than those of heading 43.03	-	11 444	-	90 847
43039090	Furskin articles; apparel and clothing accessories, n.e.c in heading 4303	24	176	300	22 889
43040091	Artificial fur articles; sports bags	-	298	-	3 176

Tabel 3 : Ekspor Indonesia menurut Komoditi (Kode HS 8 digit)

Mei 2021

Kode H S	Uraian golongan barang	Berat bersih (Kg)		Nilai F.O.B. (U S \$)	
		Bulan ini	Kumulatif	Bulan ini	Kumulatif
(1)	(2)	(3)	(4)	(5)	(6)
44011100	Fuel wood, in logs, in billets, in twigs, in faggots or in similar forms, from coniferous	-	29 704	-	29 560
44011200	Fuel wood, in logs, in billets, in twigs, in faggots or in similar forms, from Non - coniferous	14 481	82 342	1 763	9 269
44012200	Wood in chips or particles, from non-coniferous	94 050 340	324 614 190	7 114 218	23 797 629
44013100	Sawdust and wood waste and scrap, agglomerated in logs, briquettes, pellets or similar forms, wood pellets	27 644 306	144 451 552	2 497 676	14 537 196
44013900	Sawdust and wood waste and scrap, agglomerated in logs, briquettes, pellets or similar forms, other than wood pellets	108 397	759 935	65 648	474 031
44014000	Sawdust and wood waste and scrap, not agglomerated	412 766	2 354 657	113 363	445 052
44021000	Wood charcoal (including shell or nut charcoal) of bamboo, whether or not agglomerated.	2 185 019	16 688 204	832 751	4 758 770
44029010	Wood charcoal (including shell or nut charcoal) of coconut shell, whether or not agglomerated.	11 241 436	70 905 290	11 515 149	68 208 928
44029090	Wood charcoal (including shell or nut charcoal) other than bamboo or coconut shell, whether or not agglomerated.	14 418 411	113 064 497	6 645 062	50 751 165
44034910	Tropical wood, other than dark Red Meranti, light Red Meranti and Meranti Bakau, baulks, swalogs and veneer logs	3 333	15 837	50 461	215 712
44034990	Tropical wood, other than dark Red Meranti, light Red Meranti & Meranti Bakau, other baulks, swalogs and veneer logs	40	52	100	136
44042010	Hoopwood, split poles,piles, picket & the like of non- coniferous, chipwood	103 980	404 896	43 182	163 499
44050010	Wood wool	8	31	107	244
44050020	Wood flour	1 800	287 689	459	174 094
44071100	Wood,coniferous,of pine (Pinus spp),sawn/chipped lengthwise,sliced/peeled,won planed,sanded/end-jointed,of thickness>6mm	36 759	564 275	49 443	557 235
44071200	Wood,coniferous,of fir (Pinus spp)&spruce,sawn/chipped lengthwise,sliced/peeled,won planed,sanded/end-jointed, thick>6mm	487	3 647	1 887	15 565
44071900	Wood,coniferous, n.e.c sub head 4407.11-4407.12,sawn/chipped, sliced/peeled, won planed, sanded/end-jointed,of thick>6mm	7 476	149 798	5 736	726 480
44072110	Wood, tropical wood,of mahogany (Swietenia spp),planed,sanded or end-joint	119 475	568 140	119 097	597 327
44072210	Wood, tropical wood of virola, imbuia and balsa, planed, sanded or end-joint	53 130	282 221	129 536	593 011
44072290	Wood, tropical wood of virola, imbuia and balsa, other than planed, sanded or end-joint	-	250	-	2 775
44072511	Wood, tropical wood of dark red maranti, light red meranti & meranti bakau, planed, sanded or end-joint	136 092	812 324	169 575	1 103 827
44072610	Wood, tropical wood of white Lauan, white meranti, white seraya, yellow meranti and alan, planed, sanded or end-joint	-	9 682	-	12 749
44072810	Wood, tropical wood of iroko,planed,sanded or end-joint	-	3 284	-	7 048
44072911	Wood, tropical wood of jelutong (Dyera spp),planed,sanded or end-joint	186 140	1 179 717	265 135	1 783 722
44072921	Wood, tropical wood of kapur (Dryobalanops spp), planed,sanded or end-joint	8 677	58 332	4 842	41 231
44072929	Wood, tropical wood of kapur (Dryobalanops spp), other than planed,sanded or end-joint	-	17 109	-	9 230
44072931	Wood, tropical wood of kempas (Koompassia spp),planed,sanded or end-joint	1 138	82 110	1 440	54 571
44072941	Wood, tropical wood of keruing (Dipterocarpus spp),planed,sanded or end-joint	88 955	563 083	75 866	443 920
44072961	Wood, tropical wood of teak (Tectona spp), planed,sanded or end-joint	1 377	29 840	8 626	126 644
44072971	Wood, tropical wood of balau (Shorea spp),planed,sanded or end-joint	21 884	302 183	16 855	180 953
44072991	Wood, tropical wood of jongkong (Dactylocladus spp.) and merbau (Intsia spp.), planed, sanded or end-jointed	8 526	305 505	9 072	453 865
44072994	Wood, tropical wood of albizia (Paraserianthes falcataria), planed, sanded or end-jointed	54 729	307 103	54 435	309 920

Tabel 3 : Ekspor Indonesia menurut Komoditi (Kode HS 8 digit)

Mei 2021

Kode H S	Uraian golongan barang	Berat bersih (Kg)		Nilai F.O.B. (U S \$)	
		Bulan ini	Kumulatif	Bulan ini	Kumulatif
(1)	(2)	(3)	(4)	(5)	(6)
44072996	Wood, tropical wood, of rubber (Hevea brasiliensis), planed, sanded or end-jointed	3 096 931	17 081 984	1 584 588	8 739 752
44072998	Wood sawn other than hs 4406.29.91 - 4407.29.97, planed, sanded or end-jointed	607 841	2 936 133	789 835	4 083 476
44079110	Wood, non-coniferous and other than tropical wood of oak (Quercus spp),planed, sanded or end-jointed	-	1 474	-	6 992
44079210	Wood, non-coniferous and other than tropical wood of beech (Fogus spp),planed, sanded or end-jointed	234	4 758	1 092	15 894
44079710	Wood, non-coniferous and other than tropical wood of poplar and aspen (Populus spp), planed, sanded or end-jointed	6 185	45 587	12 274	107 621
44079910	Wood, non-coniferous and other than tropical wood other than n.e.c sub heading 4407.97, planed, sanded or end-jointed	10 548	61 895	73 898	428 227
44081010	Wood, coniferous, cedar wood pencil slats, Radiata pinewood of a kind used for blockboard manufacture, of coniferous	241 065	1 314 987	1 022 666	5 221 783
44081030	Wood, coniferous, face veneer sheets, Radiata pinewood of a kind used for blockboard manufacture, of coniferous	5 591	28 693	15 420	77 838
44081090	Wood, coniferous, oth thn cedar wood pencil slats radiata pinewood used for blockboard manufa,oth thn face veneer sheets	54 407	299 391	76 700	383 486
44083100	Dark Red Meranti, Light Red Meranti and Meranti Bakau of tropical wood, sheets for veneering, plywood and laminated wood	56 219	160 571	82 252	266 053
44083920	Face veneer sheets of tropical wood other than Red Meranti, Light Red Meranti and Meranti Bakau	76 890	274 692	74 908	251 591
44083990	Wood,tropical wood,oth thn Jelutong wood pencil slats&face veneer sheets,oth Red Meranti,Light Red Meranti&Meranti Bakau	2 157 828	18 617 231	2 099 300	17 580 614
44089010	Face veneer sheets, of non-coniferous and other than tropical wood	2 432 106	15 091 272	2 066 659	12 011 553
44089090	Wood, nec in head 4408, sheets for veneer/plywood, oth wood sawn, slice/peel, whether/not plan, sand/end-join,thick<=6mm	1 679 205	11 223 947	1 648 982	9 998 940
44091000	Wood, coniferous, cotinuously shaped along any of its edgee,ends/faces, won planed,sanded or end-jointed	541 645	2 747 970	1 040 907	5 816 315
44092100	Wood, non-coniferous of bamboo, cotinuously shaped along any of its edgee, ends/faces, won planed,sanded or end-jointed	470	555	1 189	2 746
44092200	Wood,non-coniferous of tropical wood, cotinuously shaped along any of its edgee,ends/faces,won planed,sanded/end-jointed	41 761 238	246 054 157	45 675 331	267 335 540
44092900	Wood, non-coniferous, n.e.c 4409, cotinuously shaped along any of its edgee, ends/faces,won planed,sanded or end-jointed	1 691 570	9 634 920	2 120 864	12 447 542
44101100	Particle board of wood, whether or not agglomerated with resins or other organic binding substances.	3 346 449	16 605 056	780 993	3 680 172
44111200	Medium density fibreboard (MDF), of a thickness not exceeding 5 mm	13 501 367	60 451 011	3 914 096	18 221 453
44111300	Medium density fibreboard (MDF), of a thickness exceeding 5 mm but not exceeding 9 mm	3 599 094	12 618 819	971 118	4 058 788
44111400	Medium density fibreboard (MDF), of a thickness exceeding 9 mm	9 980 387	35 476 486	2 715 267	9 297 925
44119300	Fibreboard of a density exceeding 0.5 g/cm but not exceeding 0.8 g/cm	1 254	8 695 255	5 267	2 565 434
44121000	Plywood, veneered panels and similar laminated wood, of bamboo	4 979	167 911	6 568	214 479
44123100	Plywood,consisting solely of sheets of wood (not bamboo),each ply 6mm/thinner,with at least 1 outer ply of tropical wood	120 664 634	571 526 497	129 251 732	549 527 204
44123300	Plywood,sheets of wood only, not bamboo, each ply<=6mm, with at least 1 outer ply of alder, ash, beech, birch,cherry,etc	16 733 710	69 239 354	17 286 503	70 620 634
44123400	Plywood,consist only sheets of wood,each ply <6 mm thick, oth w/at least 1 outer ply nonconiferous n.e.c subhead 4412.33	1 292 974	7 156 774	1 050 623	5 642 153
44123900	Plywood,consisting only of sheets of wood (not bamboo), each ply 6mm or thinner,with both outer plies of coniferous wood	4 912 608	18 659 262	4 273 243	15 915 960

Tabel 3 : Ekspor Indonesia menurut Komoditi (Kode HS 8 digit)

Mei 2021

Kode H S	Uraian golongan barang	Berat bersih (Kg)		Nilai F.O.B. (U S \$)	
		Bulan ini	Kumulatif	Bulan ini	Kumulatif
(1)	(2)	(3)	(4)	(5)	(6)
44129400	Blockboard, laminboard and battenboard (not bamboo,& other than plywood consisting only of sheets of wood each ply<=6mm)	27 229 056	172 351 748	29 692 257	176 123 683
44129910	Plywood,veneered panels&similar (o.t block,lamin&batten-board, bamboo,&plywood each ply <=6mm), >=1 side faced w plastic	684 492	4 418 511	1 455 907	8 279 066
44129920	Plywood,veneered panels&similar (o.t block,lamin&batten-board, bamboo,&plywood each ply <=6mm), >=1 side faced with teak	-	78 209	-	102 927
44129930	Plywood,veneered panel&similar (o.t block,lamin&batten-board, bamboo, each ply <=6mm),>=1 side faced w oth tropical wood	400 537	830 929	368 626	845 897
44129990	Plywood,veneered panel&similar (o.t block,lamin&batten-board, bamboo, each ply <=6mm),>=1 side faced,nec subhead 4412.99	1 817 809	12 018 378	2 466 676	15 596 250
44130000	Densified wood, in blocks, plates, strips or profile shapes.	59 492	63 041	53 432	69 487
44140000	Wooden frames for paintings, photographs, mirrors or similar objects.	687 667	4 937 571	2 834 996	17 362 557
44151000	Wood, cases, boxes, crates, drums and similar packings, cabledrums	139 521	1 051 508	293 248	2 158 493
44152000	Wood, pallets, box pallets and other load boards, pallet collars	98 066	680 263	85 568	441 031
44160010	Wood, casks, barrels, vats, tubs and other coopers&E products and parts thereof; staves.	5	14 490	46	41 871
44160090	Wood, casks, barrels, vats, tubs and other coopers&E products and parts thereof; other than staves.	2 054	4 256	3 399	7 760
44170090	Wood, tools, tool bodies, tool handles, broom or brush bodies and handles, of wood	157 454	708 796	370 170	1 621 414
44181000	Wood, windows, French windows and their frames	31 531	166 802	75 692	470 911
44182000	Wood, doors and their frames and thresholds	7 799 556	48 091 081	17 074 452	99 997 025
44185000	Wood, shingles and shakes	20 150	86 078	5 600	53 068
44186000	Wood,posts and beams	5 389	20 458	12 450	42 494
44187390	Wood, assembled flooring panels, of bamboo or with at least the top layer (wear layer) of bamboo, o.t mosaic flooring	34	94	998	1 050
44187400	Wood, assembled flooring panels, not of bamboo or with at least the top layer (wear layer) of bamboo, for mosaic floors	689	9 566	5 184	54 482
44187500	Wood, assembled flooring panels, not of bamboo or with at least the top layer (wear layer) of bamboo, multilayer	2 019 536	10 283 489	5 350 996	28 650 928
44187900	Wood, assembled flooring panels, n.e.c in headings 4418.73-4418.75	1 068 385	5 543 951	2 823 179	13 678 875
44189100	Wood, builders' joinery and carpentry of wood n.e.c. in heading no. 4418, of bamboo	14 686	15 367	9 472	17 785
44189910	Wood, builders' joinery and carpentry of wood n.e.c. in heading no. 4418, other than of bamboo, cellular wood panels	2 550 031	14 258 274	3 580 314	21 003 852
44189990	Wood, builders' joinery and carpentry of wood n.e.c. in heading 4418, oth thn of bamboo, oth thn cellular wood panels	3 948 012	20 993 844	7 320 907	39 255 458
44191100	Tableware and kitchenware, of wood; of bamboo, bread boards, chopping boards and similar boards	16 618	82 332	20 318	269 099
44191200	Tableware and kitchenware, of wood; of bamboo, chopsticks	47	8 941	219	8 249
44191900	Tableware and kitchenware, of wood; of bamboo, n.e.c. in heading 4419	21	9 264	1 449	93 280
44199000	Tableware and kitchenware, of wood; not of bamboo	794 481	4 126 999	2 272 910	12 320 115
44201000	Wood, statuettes and other ornaments, of wood	1 065 789	5 973 200	3 521 999	19 876 270
44209010	Wood, wooden articles of furniture not falling in Chapter 94	125 756	927 545	2 659 963	5 515 799
44209090	Wood marquetry and inlaid wood, caskets and cases for jewellery or cutlery, and similar articles, of wood	-	56 733	-	59 351
44211000	Clothes hangers of wood	2 220	14 714	13 144	97 891
44219110	Spools, cops and bobbins, sewing thread reels and the like of bamboo	10	154	322	1 475
44219120	Match splints of bamboo	-	120	-	265
44219130	Candy sticks, ice-cream sticks and ice-cream spoons of bamboo	5	1 015	2	1 887
44219140	Fans and handscreens, frames and handles therefor, and parts thereof of bamboo	16	178	165	8 384

Tabel 3 : Ekspor Indonesia menurut Komoditi (Kode HS 8 digit)

Mei 2021

Kode H S	Uraian golongan barang	Berat bersih (Kg)		Nilai F.O.B. (U S \$)	
		Bulan ini	Kumulatif	Bulan ini	Kumulatif
(1)	(2)	(3)	(4)	(5)	(6)
44219150	Prayer beads of bamboo	2	22	127	989
44219160	Toothpicks of bamboo	-	80	-	930
44219190	Wood, of bamboo, articles n.e.c. HS 4421.91.10 - HS 4421.91.60	7 093	28 125	63 735	118 899
44219910	Spools, cops and bobbins, sewing thread reels and the like of wood other than of bamboo	-	28	-	1 122
44219930	Wooden pegs or pins for footwear other than of bamboo	-	1 101	-	2 372
44219940	Candy sticks, icecream sticks and icecream spoons other than of bamboo	14	13 240	339	26 790
44219970	Wood, fans and handscreens, frames and handles therefor, and parts thereof other than of bamboo	-	2 598	-	7 112
44219980	Wood, toothpicks other than of bamboo	-	35	-	236
44219993	Wood, prayer beads other than of bamboo	272	298	1 535	2 226
44219994	Wood, other beads other than of bamboo	547	1 853	2 578	18 560
44219996	Wood, barecore other than of bamboo	28 326 790	193 543 336	19 316 409	115 686 153
44219999	Wood, article of wood, other than bamboo, articles n.e.c. HS 4421.99.93 - HS 4421.99.96	42 994	165 476	104 212	509 440
45020000	Natural cork,debacked/roughly squared/rectangular blocks,plates,sheets/strip(incl sharpedged blanks for corks/stoppers)	-	387	-	3 237
45031000	Articles of natural cork, corks and stoppers of natural cork	-	2	-	80
45039000	Articles of natural cork, other than corks and stoppers of natural cork	4 708	9 892	1 172	5 138
45041000	Cork; blocks, plates, sheets and strip, tiles of any shape, solid cylinders (including discs), of agglomerated cork	0	1 724	3	8 284
45049000	Articles of agglomerated cork oth thn blocks,plates,sheets & strip,tiles of any shape, solid cylinders, including discs.	275	360	1 414	2 599
46012100	Plaiting materials, plaits and similar products of plaiting materials; mats, matting and screens, of bambo	7 745	130 768	32 510	332 251
46012200	Plaiting materials, plaits and similar products of plaiting materials; mats, matting and screens, of rattan	62 655	256 060	533 808	2 178 697
46012900	Plaiting materials, plaits & similar products; mats, matting&screens, of vegetable materials other than bamboo or rattan	27 328	128 498	190 474	731 110
46019210	Plaits and similar products of plaiting materials, whether or not assembled into strips of bamboo	79	16 454	7 807	31 069
46019220	Fans and handscreens, frames and handles therefor, and parts thereof of bamboo	760	3 693	2 597	13 233
46019290	Plaiting materials, plaits and similar products of plaiting materials; of bamboo, n.e.c HS 4601.92.10 - HS 4601.92.20	86 439	572 085	73 900	593 965
46019310	Plaits and similar products of plaiting materials, whether or not assembled into strips of rattan	9 921	35 999	69 193	301 303
46019320	Fans and handscreens, frames and handles therefor, and parts thereof of rattan	966	8 389	25 157	82 969
46019390	Plaiting materials, plaits and similar products of plaiting materials; of rattan, n.e.c HS 4601.93.10 - HS 4601.93.20	23 160	126 997	58 484	347 316
46019410	Plaits and similar products of plaiting materials, whether or not assembled into strips of vegetable materials	1 463	20 760	13 825	169 931
46019420	Fans and handscreens, frames and handles therefor, and parts thereof of vegetable materials	-	180	-	592
46019490	Plaiting materials, plaits&similar products of plaiting materials,of vegetable materials,n.e.c HS 4601.94.10- 4601.94.20	1 827	50 434	22 268	154 950
46019910	Mats and matting of other than bamboo, rattan, and other vegetable materials	17	207	659	9 273
46019920	Plaits and similar products of plaiting materials, whether or not assembled into strips	949	56 692	8 195	358 269
46019930	Fans & handscreens,frames & handles therefor, & parts thereof of oth thn bamboo,rattan,& oth vegetable materials	-	180	-	370
46019990	Plaiting materials,plaits&similar prod of plaiting material, product of non-vegetable materials,nec HS 46019910-46019930	25 860	150 298	46 970	229 928
46021110	Travelling bags and suitcases of bamboo	605	4 734	3 957	10 001

Tabel 3 : Ekspor Indonesia menurut Komoditi (Kode HS 8 digit)

Mei 2021

Kode H S	Uraian golongan barang	Berat bersih (Kg)		Nilai F.O.B. (U S \$)	
		Bulan ini	Kumulatif	Bulan ini	Kumulatif
(1)	(2)	(3)	(4)	(5)	(6)
46021190	Basketwork, wickerwork and other articles; of bamboo, n.e.c HS 4602.11.10 - HS 4602.11.20	110 433	853 923	477 640	3 654 768
46021210	Travelling bags and suitcases of rattan	97 525	523 921	549 030	3 184 693
46021220	Envelopes for bottles of rattan	10	8 485	126	288 423
46021290	Basketwork, wickerwork and other articles; of rattan, n.e.c HS 4602.12.10 - HS 4602.12.20	705 022	4 981 580	3 340 387	23 085 854
46021910	Travelling bags and suitcases of vegetable materials other than of bamboo and rattan	128 211	697 507	854 018	4 527 557
46021920	Envelopes for bottles of vegetable materials other than of bamboo and rattan	470	2 658	14 960	109 943
46021990	Basketwork, wickerwork and other articles; of vegetable materials, n.e.c HS 4602.19.10 - HS 4602.19.20	351 058	1 857 360	2 182 244	11 638 543
46029010	Travelling bags and suitcases other than of vegetable materials	9 403	53 798	60 947	343 133
46029020	Envelopes for bottles other than of vegetable materials	-	25	-	350
46029090	Basketwork, wickerwork and other articles; other than vegetable materials, n.e.c HS 4602.90.10 - HS 4602.90.20	37 817	183 906	194 198	1 041 673
47020000	Chemical wood pulp, dissolving grades	90 864 442	438 355 352	64 612 018	260 565 064
47031900	Chemical wood pulp, soda or sulphate, (other than dissolving grades); unbleached, of non-coniferous wood	-	8 900 000	-	3 824 628
47032900	Chemical wood pulp, soda or sulphate, (other than dissolving grades); semi-bleached or bleached, of non-coniferous wood	385 887 035	2 068 408 856	192 134 571	947 738 836
47061000	Pulp; cotton linters pulp	-	88	-	161
47062000	Pulp of fibres derived from recovered (waste and scrap) paper or paperboard	22 340 864	110 904 327	2 484 373	13 049 716
47063000	Pulps of fibres derived from bamboo	-	713 000	-	291 746
47069100	Pulps of fibres derived from other fibrous cellulosic material obtained by mechanical processes	-	135 699	-	460 412
47071000	Recovered (waste and scrap) unbleached kraft paper or paperboard or corrugated paper or paperboard	286 297	868 023	37 641	116 749
47073000	Paper or paperboard; waste and scrap, made mainly of mechanical pulp (e.g newspapers, journals & similar printed matter)	156 760	1 448 441	37 732	319 666
47079000	Paper or paperboard;waste&scrap, of paper/paperboard n.e.c. sub heading 4707.10 - 4707.30&of unsorted waste&scrap	671 847	3 919 287	87 066	473 275
48010011	Newsprint; Weighing not more than 55 g/m2; In rolls, of a width exceeding 28 cm but not exceeding 36 cm	-	70 000	-	36 251
48010012	Newsprint; Weighing not more than 55 g/m2; In rolls, other than 4801.00.11	1 802 888	7 623 701	962 284	3 715 966
48010014	Newsprint; Weighing <=55g/m2; In sheets, square/rectangular, one side >36 cm, & oth side >15 cm in the unfolded state	-	26 836	-	26 537
48010023	Newsprint; Weighing>55g/m2; In sheets, square/rectangular, one side>28cm but<36cm, & oth side>15cm in the unfolded state	-	116	-	748
48010024	Newsprint; Weighing >55g/m2; In sheets, square/rectangular, one side >36 cm, & oth side >15 cm in the unfolded state	-	2 533	-	2 536
48021000	Hand-made paper or paperboard	-	147	-	867
48022090	Uncoated paper&paperboard in rolls of >15 cm in width/in rectangular sheet of which no side >36 cm in the unfolded state	3 684	3 684	6 600	6 600
48025429	Paperboard,oth carbon base ppr w<20g/m2, roll >15cm, width/rectangular sheet of which no side>36cm,unfold state,w<40g/m2	10 418	109 967	5 991	125 418
48025490	Carbonising base paper, n.e.c HS code 4802.54.30 - HS 4802.54.50	500	384 777	750	609 814
48025569	Paper and paperboard of a kind used for writing, printing and other graphic purposes, of a width exceeding 15 cm	9 944 643	57 116 250	7 296 937	41 047 722
48025590	Paper and paperboard of a kind used for writing, printing and other graphic purposes, other than multi-ply paper	65 908 733	295 090 451	48 498 181	193 963 301
48025641	Paper&paperboard of a kind used for writing,printing&oth graphic purposes,width<36cm in rectangular sheet,unfolded state	9 895 825	57 687 379	8 422 356	45 256 157

Tabel 3 : Ekspor Indonesia menurut Komoditi (Kode HS 8 digit)

Mei 2021

Kode H S	Uraian golongan barang	Berat bersih (Kg)		Nilai F.O.B. (U S \$)	
		Bulan ini	Kumulatif	Bulan ini	Kumulatif
(1)	(2)	(3)	(4)	(5)	(6)
48025690	Paper&paperboard,used for writing,printing&oth graphic purposes,40-150 g/m2, 1 side<435mm &oth<297mm,oth multy-ply paper	104 217 635	605 932 836	78 829 311	438 016 408
48025711	Carbonising base paper, with no side > 36 cm in the unfolded state, weighing 40 g/m2 or more but not more than 150 g/m2	-	128 345	-	255 800
48025719	Carbonising base paper, with no side <= 36 cm in the unfolded state, weighing 40 g/m2 or more but not more than 150 g/m2	15 009	45 107	29 867	89 762
48025729	Paper&paperboard,used for writing, printing&oth graphic purposes, with no side <=36cm,unfolded state, weight 40-150 g/m2	7 015 687	44 927 308	5 504 729	33 091 894
48025790	Paper & paperboard, other than multi-ply paper, unfolded state, weighing 40 g/m2-150 g/m2	34 560 828	173 804 113	25 495 027	120 107 376
48025829	Fancy paper&paperboard,roll width > 15 cm rectangular sheet w/1 side <=36cm&oth side<=15 cm, w >=150 g/m2,unfolded state	-	39 942	-	71 930
48025831	Ppr&pprboard,for writing, printing&oth graph purpose,roll width>15 cm rect,with no side>36cm,unfolded state, w>=150 g/m2	36 304	1 018 847	34 389	986 928
48025839	Ppr&pprboard,for writing, printing&oth graph purpose,roll width<=15 cm rect,with no side>36cm,unfolded state,w>=150 g/m2	3 325 328	18 854 638	3 009 633	15 501 630
48025891	Paper & paperboard, weighing 150g/m2 - 225 g/m2, unfolded state, n.e.c HS 4802.58.21- HS 4802.58.40	2 680 469	16 034 639	2 426 839	12 500 419
48025899	Paper & paperboard, weighing less than 150g/m2, unfolded state, n.e.c HS 4802.58.21- HS 4802.58.40	3 113 312	15 656 610	2 875 710	12 398 734
48030030	Toilet/facial tissue stock, towel or napkin stock and similar paper of cellulose wadding or of webs of cellulose fibres	4 595	5 260	3 871	5 683
48030090	Toilet/facial tissue stock, towel/napkin stock & similar paper of other than cellulose wedding/webs of cellulose fibres	56 374 590	297 011 775	54 084 803	269 785 732
48041100	Kraftliner, unbleached	-	294 149	-	127 881
48041900	Kraftliner, bleached	-	63 251	-	60 215
48042190	Sack kraft paper, unbleached, other than of a kind used for making cement bags	414 087	868 607	259 671	551 356
48042910	Sack kraft paper, bleached of a kind used for making cement bags	-	25 698	-	16 157
48042990	Sack kraft paper, bleached, other than of a kind used for making cement bags	-	7 560	-	7 914
48043190	Kraft paper and paperboard weighing 150 g/m2 or less, unbleached, n.e.c HS 4804.31.10 - HS 4804.31.50	285 954	1 272 568	313 287	1 176 073
48043990	Kraft paper and paperboard weighing 150 g/m2 or less, bleached, n.e.c HS 4804.39.10 and HS 4804.39.20	2 858 474	16 154 518	2 986 687	14 997 193
48044190	Kraft paper and paperboard weighing 150 g/m2 - 225 g/m2, unbleached, other than electrical grade insulating kraft paper	26 735	149 465	17 561	92 103
48044290	Ppr&pprboard not used for making food package,bleached uniformly>95% by total of fibre cont of wood fibre by chemically	827 568	2 477 206	743 323	1 921 645
48051100	Semichemical fluting paper	2 258 861	12 561 940	1 165 196	6 120 398
48051200	Straw fluting paper	-	49 915	-	86 562
48051910	Fluting paper other than semichemical and straw, weighing more than 150 g/m2 but less than 225 g/m2	10 073 159	64 898 054	4 959 467	29 809 561
48051990	Fluting paper other than semichemical and straw, other than weighing less than 150 g/m2 but more than 225 g/m2	59 060 486	270 262 798	27 638 551	125 665 780
48052400	Testliner (recycled liner board), weighing 150 g/m2 or less	1 068 808	23 683 216	564 837	11 250 916
48052510	Testliner (recycled liner board), Weighing >150 g/m2 and < 225 g/m2	75 266	746 526	41 818	344 374
48052590	Testliner (recycled liner board), weighing equal or more than 225 g/m2	23 720	94 804	14 726	52 215
48055000	Felt paper and paperboard	3 281 763	20 847 858	1 989 979	11 808 498
48059190	Paper o.t for packing of flat glass products,resin cont by weight of <=0.6% &manufacture joss paper,weight <=150 g/m2	3 076 024	17 593 025	2 063 734	11 379 482
48059210	Multiply paper and paperboard, uncoated paper and paperboard, in rolls or sheets,weighing >150 g/m2 but<225 g/m2	-	155 379	-	105 515

Tabel 3 : Ekspor Indonesia menurut Komoditi (Kode HS 8 digit)

Mei 2021

Kode H S	Uraian golongan barang	Berat bersih (Kg)		Nilai F.O.B. (U S \$)	
		Bulan ini	Kumulatif	Bulan ini	Kumulatif
(1)	(2)	(3)	(4)	(5)	(6)
48059290	Uncoated paper and paperboard, in rolls or sheets,weighing >150 g/m2 but<225 g/m2, other multiply paper and paperboard	664 121	3 881 942	453 501	2 530 043
48059310	Multiply paper and paperboard, uncoated paper and paperboard, in rolls or sheets,weighing >=225 g/m2	1 336 246	11 356 751	695 800	5 416 585
48059390	Uncoated paper and paperboard, in rolls or sheets,weighing =>225 g/m2, o.t multiply paper & paperboard& Blotting paper	23 919	42 572	12 422	52 994
48062000	Greaseproof papers	1 046 576	5 415 518	1 534 574	7 677 270
48063000	Tracing papers	544	2 852	2 324	12 199
48064000	Glassine and other glazed transparent or translucent papers	60 722	188 675	106 628	294 696
48070000	Composite paper&paperboard, not surface?coated or impregnated, whether or not internally reinforced, in rolls or sheets.	-	0	-	0
48081000	Corrugated paper and paperboard, whether or not perforated	-	1 046	-	4 020
48089030	Paper and paperboard, embossed paper	-	17 141	-	29 471
48089090	Paper and paperboard, other than HS code 4808.90.20 - 4808.90.30	-	23 168	-	27 626
48092000	Selfcopy paper	3 708 430	22 419 119	5 342 362	30 864 061
48101310	Paper and paperboard,printed of a kind used for self-recording apparatus, of a width of 150 mm or less,in rolls	-	0	-	547
48101399	Paper and paperboard, other than of a width of more than 150 mm, in rolls	3 199 306	21 585 383	4 367 410	25 165 814
48101499	Pprboard;coat kaolin/o.t inorganic subs,print/write/graphic,have<10% weight fibre chemi/mechanical,unfold,no side<=360mm	-	1 600 616	-	1 526 371
48101910	Printed,self-record apparatus,no side>360mm unfold state,have<10% weight fibre chemi/mechanical process,side>435mm&297mm	173 099	620 960	634 938	2 130 872
48101991	Printed,of a kind used for self-recording apparatus, of which no side>360 mm	-	5 052	-	11 521
48101999	Printed,of a kind used for self-recording apparatus, of which no side<=360 mm	2 935 273	11 450 001	4 128 515	14 701 535
48102999	Print,unused for self-record apparatus,in roll of>=150mm/in sheet no side>360mm unfold state,o.t lightweight coat paper	11 619 581	77 014 072	12 682 819	68 383 376
48103290	Kraft paper&paperboard,bleached in rolls<=150 mm width/sheets no side > 360 mm in the unfolded state weighing >150g/m2	53 127	100 875	53 747	91 257
48109290	Paper and paperboard,Multi-ply,In rolls of >150 mm in width or sheets of which side >360 mm in the unfolded state	9 815 011	48 155 066	7 859 133	32 022 397
48111090	Tarred,bituminised/asphalted pap&papboard,except inRols,width>15cm/except inRetangular(inclSquare)sheetSide<36cmunfolded	148	17 729	300	39 245
48114120	Gummed/adhesive pap&papboard,self-adhesive, in rolls, width ?15cm/ in rectangular(inclSquare) sheets side ?36cm unfolded	12 685	529 328	22 103	1 445 527
48114190	Gummed/adhesivePap&papboard,selfadhesive, except rolls, width>15cm/exceptRectangular(inclSquare)sheetsSide?36cm,unfolded	813 862	4 489 585	2 001 635	10 351 381
48114990	Gummed/adhesive pap&papboard,o.t adhesive,exceptInRolls,width>15cm/exc in rectang(inclSquare)shetSide?36cm unfolded	24 423	37 174	47 381	79 047
48115999	Paper&paperboard coated, bleached,weigh<=150g/m2, in roll of >15cm,sheets no side <36cm unfold state,o.t floor covering	1 442 892	7 697 000	1 848 291	9 261 723
48116099	Ppr&papboard,cted,soak/cov Wax,parfinWax,starin,oil/glycerol,in Rols>15cm/in Rectan shet Side?36cm,Unfold,o.t floor cover	-	1 170	-	20 011
48119091	Ppr&papboard,cellulose wadding&web cellulose fibre,in rolls>15cm rectangular sheet no side>36cm unfold state,floor cover	-	1 726	-	3 806
48119099	Paper, paperboard, cellulose wadding and webs of cellulose fibres n.e.c. HS 4811.90.91 - 4811.90.92	170 864	918 934	301 326	4 302 490
48131000	Cigarette paper, in the form of booklets or tubes.	119 008	390 670	3 627 259	11 877 699
48132000	Cigarette paper, in rolls of a width not exceeding 5 cm	685 276	3 597 995	1 248 770	6 515 286

Tabel 3 : Ekspor Indonesia menurut Komoditi (Kode HS 8 digit)

Mei 2021

Kode H S	Uraian golongan barang	Berat bersih (Kg)		Nilai F.O.B. (U S \$)	
		Bulan ini	Kumulatif	Bulan ini	Kumulatif
(1)	(2)	(3)	(4)	(5)	(6)
48139010	Cigarette paper, in rolls of a width exceeding 5 cm, coated	106 839	539 102	183 189	901 767
48139090	Cigarette paper, in rolls of a width exceeding 5 cm, not coated	173 770	775 698	317 069	3 155 104
48149000	Window transparencies of paper.	2	1 232	1 017	3 626
48162010	Selfcopy paper, in rolls of a width exceeding 15 cm but not exceeding 36 cm	1 044 179	5 887 215	1 541 987	8 324 657
48162090	Selfcopy paper, in rolls except of a width exceeding 15 cm but exceeding 36 cm	202 357	1 318 547	313 320	1 923 266
48169090	Paper; carbon paper&other copying/transfer papers (o.t those of heading no. 4809), n.e.c. HS 4816.20.10-4816.90.50	46 791	109 126	52 891	117 882
48171000	Envelopes	329 701	1 487 910	522 973	2 510 282
48173000	Boxes, pouches, wallets and writing compendiums, of paper or paperboard, containing an assortment of paper stationery	-	14 749	-	39 138
48181000	Toilet paper	1 726 634	8 826 791	2 058 810	11 429 147
48182000	Handkerchiefs, cleansing or facial tissues and towels	3 938 085	22 400 733	6 044 791	33 618 333
48183010	Tablecloths	-	82	-	286
48183020	Serviettes	181 815	1 467 076	248 013	2 200 035
48189000	Cellulose wadding or webs of cellulose fibres, oth thn hs code 4818.10.00 - 4818.50.00	154 290	704 053	149 420	679 869
48191000	Cartons, boxes and cases, of corrugated paper or paperboard	1 059 984	5 740 723	1 102 045	5 347 284
48192000	Folding cartons, boxes and cases, of noncorrugated paper or paperboard	581 831	2 773 453	1 181 332	6 396 316
48193000	Sacks and bags, having a base of a width of 40 cm or more	110 650	610 010	278 129	1 479 691
48194000	Paper&paperboard; sacks&bags, including cones, of paper, paperboard, cellulose wadding/fibres, having a base width <40cm	1 368 846	7 967 785	4 133 033	22 440 310
48195000	Paper&paperboard;packing container,include record sleeve,of paper,paperboard,cellulose wadding/fibre,nec in heading 4819	684 768	3 833 576	2 740 569	16 324 367
48196000	Box files, letter trays, storage boxes and similar articles, of a kind used in offices, shops or the like	25 488	188 031	42 650	172 382
48201000	Registers, account books, note books, order books, receipt books, letter pads, memorandum pads, diaries&similar articles	1 738 063	11 095 742	2 390 943	15 450 237
48202000	Exercise books	3 781 492	13 563 059	4 235 395	16 687 406
48203000	Binders (other than book covers), folders and file covers	179 796	1 155 557	321 592	2 092 887
48204000	Manifold business forms and interleaved carbon sets	129 341	1 486 943	191 473	2 212 062
48205000	Albums for samples or for collections	444	9 260	6 797	148 489
48209000	Registers, account books, note books, order books,etc, other than HS code 4820.10.00-4820.50.00	38 200	3 290 431	222 307	2 904 961
48211010	Label for jewellery, incl objects of personal adornment /porsonal use in the pocket, in handbag / on the person, printed	420	730	2 800	5 867
48211090	Label for jewellery, incl objects of personal adornment /porsonal unuse in the pocket, in handbag/on the person, printed	0	244	1	10 592
48219010	Label for jewellery,incl objects of personal adornment/porsonal use in the pocket, in handbag/on the person, not printed	-	39	-	2 400
48219090	Label for jewellery,incl objects of personal adornment/porsonal unuse in the pocket,in handbag/on the person,not printed	4 353	8 688	81 178	218 311
48221010	Bobbin, spool, cop supports paper pulp,paper/paperboard(perforated/hardened/not), used for winding textile yarn,cone	221 752	1 408 140	242 273	1 436 714
48221090	Bobbin, spool, cop support paper pulp,paper/paperboard(perforated/hardened/not), used for winding textile yarn, o.t cone	13 945	104 474	21 035	142 412
48229090	Bobbin, spool, cop support paper pulp,paper/paperboard(perforated/hardened/not),unused for winding textile yarn,o.t cone	24 249	724 978	45 177	1 100 978
48232010	Filter paper and paperboard, In strips, rolls or sheets	-	605 810	-	335 069

Tabel 3 : Ekspor Indonesia menurut Komoditi (Kode HS 8 digit)

Mei 2021

Kode H S	Uraian golongan barang	Berat bersih (Kg)		Nilai F.O.B. (U S \$)	
		Bulan ini	Kumulatif	Bulan ini	Kumulatif
(1)	(2)	(3)	(4)	(5)	(6)
48232090	Filter paper and paperboard, other than in strips, rolls or sheets	-	0	-	1
48234090	Rolls, sheets and dials, printed for selfrecording apparatus, not for electromedical apparatus	225 706	1 104 595	368 251	1 740 933
48236100	Trays, dishes, plates, cups and the like, of paper or paperboard, of bamboo	24 960	24 960	9 984	9 984
48236900	Trays, dishes, plates, cups and the like, of paper or paperboard, o.t of bamboo	382 671	3 934 427	1 177 367	11 236 459
48237000	Moulded or pressed articles of paper pulp	20 816	26 759	35 237	56 251
48239010	Cocooning frames for silkworms	-	1 202	-	2 004
48239020	DisplayCardforJewellery,inclObj ofPersonal adornmentArticlesofpersonal useNormally caried inthepocket,inhandbag/onperson	511 707	3 407 825	351 884	2 333 291
48239040	Paper tube sets of a kind used for the manufacture of fireworks	906	5 315	6 885	21 033
48239070	Fans and handscreens	3	3	156	156
48239092	Joss paper	37 009	256 455	24 000	202 629
48239094	Cellulose wadding and webs of cellulose fibers, coloured or marbled throughout the mass	70	70	147	147
48239096	Kraft paper, cut to shape other than rectangular or square	25 116	62 842	40 321	100 594
48239099	Kraft paper, n.e.c. HS code 4823.90.91 - 4823.90.96	359 518	1 989 199	1 693 047	9 436 826
49011000	Printed books, brochures, leaflets and similar printed matter, in single sheets, whether or not folded	116 931	326 234	382 823	1 135 891
49019100	Dictionaries and encyclopaedias, and serial instalments thereof	105	384	1 984	6 508
49019910	Educational, technical, scientific, historical or cultural books	20 831	139 030	74 348	502 186
49019990	Printed books, other than educational, technical, scientific, historical or cultural books	26 150	484 718	108 892	2 404 079
49021000	Newspapers, journals&periodicals, illustrated &containing advertising material/not, appearing at least four times a week	154	984	120	1 314
49029010	Educational, technical, scientific, historical or cultural journals and periodicals	2 062	6 495	7 088	15 947
49029090	Newspaper, journals,& periodicals, oth thn educational, technical, scientific,historical/cultural journals & periodicals	1 742	5 359	2 115	14 271
49030000	Children's picture, drawing or colouring books.	8 005	37 482	48 705	223 080
49051000	Globes, printed	-	9	-	674
49059100	Maps&hydrographic/similar charts of all kinds,incluing atlases,wall maps&topographical plans,printed,In book form	224	3 393	936	3 039
49059900	Maps&hydrographic /similar charts of all kinds,incluing atlases,wall maps&topographical plans,printed,not in book form	371	1 031	2 114	5 797
49060000	Plans&drawingsforArchitectural, engineering,industry,trade, topographic,handwriting, photographReproduction&carbonCopies	24	553	156 795	324 144
49070010	Banknotes, being legal tender	-	2	-	276
49070021	Unused postage stamps	-	12	-	167
49070029	Revenue or similar stamps	90	333	2 233	7 916
49070040	Stock, share or bond certificates and similar documents of title, cheque forms	749	119 522	2 355	4 610 891
49070090	Stamp/postage, stampPaper, banknotes, chequeForm, stock, bond certificates&similarDocument, n.e.c HS 49070010-49070040	67 731	1 441 650	432 390	8 274 958
49081000	Transfers (decalcomanias), vitrifiable	27 785	42 193	152 364	356 033
49089000	Transfers (decalcomanias), not vitrifiable	614	6 127	19 873	156 338
49090000	Printed/illustratedPostcard, print CardsBearing, message/ announcements, whit/notillustrated, with/o envelopes/trimmings.	19 801	302 964	110 894	1 155 488
49100000	Calendars of any kind, printed, including calendar blocks.	3 374	7 382	12 284	34 915
49111010	Catalogues listing only educational, technical, scientific, historical or cultural books and publications	230	2 191	3 534	175 566
49111090	adv Material, comercialCatalog, apartCatalogues listing onlyeduca, technic, scient, histori/cultural books&publications	14 135	98 121	131 461	1 151 900
49119110	Designs	855	3 115	7 289	37 274

Tabel 3 : Ekspor Indonesia menurut Komoditi (Kode HS 8 digit)

Mei 2021

Kode H S	Uraian golongan barang	Berat bersih (Kg)		Nilai F.O.B. (U S \$)	
		Bulan ini	Kumulatif	Bulan ini	Kumulatif
(1)	(2)	(3)	(4)	(5)	(6)
49119129	Pictures and photographs, of a kind to be mounted for instructional purposes, other than Anatomical and botanical	3 326	3 506	70 186	71 734
49119139	Pictures and photographs, other than kind to be mounted for instructional purposes, other than Anatomical and botanical	777	782	10 865	11 106
49119910	Printed card for jewellery/small object of person adornment/article of personal use normal carry in the pocket, handbag	213	17 035	963	644 888
49119920	Printed labels for explosives	3	103	409	1 078
49119930	Printed for educational, technical, scientific, historical or cultural material printed on a set of cards	13	22	20	21
49119990	Printed matter,apart advertsimaterial, commercial cataloguess,escPictures, design&photographs,n.e.c HS 49119910-49119930	11 195	112 282	76 487	867 425
50060000	Silk yarn and yarn spun from silk waste, put up for retail sale, silkworm gut.	65	39 654	65	47 614
50071030	Woven fabrics of noil silk, Printed by the traditional batik process	-	10	-	20
50071090	Woven fabrics of noil silk, other than Unbleached or bleached and printed by the traditional batik process	-	11	-	353
50079030	Woven fabrics,containing less than 85% by weight/of silk waste other than noil silk,print by traditional batik process	-	8	-	60
50079090	Woven fabrics,cont<85% by weight/of silk waste o.t noil silk,o.t unbleach/bleach&print by traditional batik process	8	2 131	5 595	9 956
51051000	Carded wool	-	1 027	-	17 344
51052900	Wool tops and other combed wool, other than combed wool in fragments	-	1	-	5
51061000	Yarn of carded wool, not put up for retail sale, containing 85 % or more by weight of wool	-	13	-	144
51071000	Yarn of combed wool, not put up for retail sale, containing 85 % or more by weight of wool	3 560	51 663	26 342	245 326
51072000	Yarn of combed wool, not put up for retail sale, containing less than 85 % by weight of wool	-	22 861	-	29 640
51099000	Yarn of wool/fine animal hair,put up for retail sale, other than containing 85%/more by weight of wool/fine animal hair	22	303	209	1 495
51100000	Yarn of coarse animal hair or of horsehair (including gimped horsehair yarn), whether or not put up for retail sale.	3 405	14 646	916	3 340
51111900	Woven fabrics of carded wool/fine animal hair,containing>=85% by weight of wool/fine animal hair, weight >300 g/m2	183	183	1 573	1 573
51121100	Woven fabrics of combed wool/fine animal hair,containing>=85% by weight of wool/fine animal hair, weight ?200 g/m2	26	34	1 033	1 352
51122000	Woven fabric of combed wool/fine animal hair,cont<85% by weight of wool/fine animal hair,mix mainly w/ manmade filament	-	2	-	154
51123000	Woven fabric of combed wool/fine animal hair,cont<85% weight of wool/fine animal hair,mix mainly w/ manmade staple fibre	5	5	178	178
51129000	Woven fabrics of combed wool or of combed fine animal hair, other than HS 5112.11 - 5112.30	-	88	-	3 341
52010000	Cotton, not carded or combed	25 290	516 335	53 440	806 406
52021000	Cotton yarn waste (including thread waste)	18 551	131 043	62 792	206 988
52029900	Cotton waste, other than yarn waste and garnetted stock	523 848	2 319 775	646 677	2 983 052
52030000	Cotton, carded or combed	1 018 221	5 772 769	1 521 267	8 703 383
52041190	Cotton sewing thread, not put up for retail sale, containing 85 % or more by weight of cotton, bleached	2	180	3	12 293
52041900	Cotton sewing thread, not put up for retail sale, containing less than 85 % by weight of cotton	1 084	11 794	5 228	33 004
52042000	Cotton sewing thread, put up for retail sale	260	6 506	120	3 322
52051100	Single cotton yarn, of uncombed fibres,contain?85%,not for retail sale,measuring ?714.29 decitex (?14 metric number)	1 308 342	4 951 518	2 223 098	7 549 111

Tabel 3 : Ekspor Indonesia menurut Komoditi (Kode HS 8 digit)

Mei 2021

Kode H S	Uraian golongan barang	Berat bersih (Kg)		Nilai F.O.B. (U S \$)	
		Bulan ini	Kumulatif	Bulan ini	Kumulatif
(1)	(2)	(3)	(4)	(5)	(6)
52051200	Single cotton yarn,uncomb fibre,cont?85%,not for retail sale,measure <714.29 but ?232.56 decitex(>14but?43metric number)	4 796 501	31 379 882	13 992 986	79 828 641
52051300	Single cotton yarn,uncomb fibre,cont?85%,not for retail sale,measure <232.56 but ?192.31 decitex(>43but?52metric number)	1 906 860	9 402 943	6 357 840	29 676 203
52051400	Single cotton yarn,uncombed fibres,cont?85 %,not for retail sale,measure<192.31 but ?125decitex(>52but?80 metric number)	1 051 689	3 936 639	3 263 285	11 751 303
52051500	Single cotton yarn,uncombed fibres,containing ?85 %, not for retail sale, measuring <125 (exceeding 80 metric number)	-	6	-	11
52052100	Single cotton yarn,combed fibres, containing ?85%,not for retail sale,measuring ?714.29 decitex (?14metric number)	19 323	1 620 475	47 919	4 459 490
52052200	Single cotton yarn,combed fibre,cont?85%,not for retail sale,measure <714.29 but ?232.56 decitex(>14but?43metric number)	652 434	5 106 097	2 547 917	16 968 257
52052300	Single cotton yarn,combed fibre,cont?85%,not for retail sale,measure <232.56 but ?192.31 decitex(>43but?52metric number)	1 889 059	9 085 794	7 164 545	31 633 790
52052400	Single cotton yarn,combed fibre,cont?85%,not for retail sale,measure <192.31 but ?125 decitex(>52but?80metric number)	960 625	6 252 374	3 897 503	23 387 387
52052600	Single cotton yarn,combed fibre,cont?85%,not for retail sale,measure <125 but ?106.38 decitex(>80but?94metric number)	8 097	31 509	72 019	315 317
52052700	Single cotton yarn,combed fibre,cont?85%,not for retail sale,measure <106.38 but ?83.33 decitex(>94but?120metric number)	7 830	26 723	52 330	206 398
52052800	Single cotton yarn,combed fibre,cont?85%,not for retail sale,measure <83.33 decitex (exceeding 120 metric number)	-	3 575	-	29 341
52053200	Multiple(folded)/cable cotton yarn,uncomb fibre,cont?85%,notfor retail,measure <714.29but?232.56decitex(>14but?43metric)	29 733	163 339	113 141	524 349
52053300	Multiple(folded)/cable cotton yarn,uncomb fibre,cont?85%,notfor retail,measure <232.56but?192.31decitex(>43but?52metric)	67 677	279 950	265 582	1 048 863
52053400	Multiple(folded)/cable cotton yarn,uncomb fibre,cont?85%,not for retail,measure <192.31but?125 decitex (>52but?80metric)	37 938	188 825	157 659	714 089
52053500	Multiple(folded)/cable cotton yarn,uncombed fibre,containing?85%,not for retail,measure <125 decitex (>80 metric)	-	26 105	-	73 037
52054200	Multiple(folded)/cable cotton yarn,combed fibre,cont?85%,notfor retail,measure <714.29but?232.56decitex(>14but?43metric)	15 706	15 706	46 680	46 680
52054300	Multiple(folded)/cable cotton yarn,combed fibre,cont?85%,notfor retail,measure <232.56but?192.31decitex(>43but?52metric)	19 051	76 137	84 825	308 113
52054400	Multiple(folded)/cable cotton yarn,combed fibre,cont?85%,not for retail,measure <192.31but?125 decitex (>52but?80metric)	106 190	708 829	407 360	2 553 861
52054700	Multiple(folded)/cable cotton yarn,comb fibre,cont?85%,not for retail,measure<106.38but?83.33 decitex (>94but?120metric)	7 258	48 440	44 861	302 269
52061100	Single cotton yarn, of uncombed fibres,contain<85%,not for retail sale,measuring ?714.29 decitex (?14 metric number)	841 272	5 848 864	826 440	5 702 545
52061200	Single cotton yarn,uncomb fibre,cont<85%,not for retail sale,measure <714.29 but ?232.56 decitex(>14but?43metric number)	125 150	2 890 472	233 840	5 273 300
52061300	Single cotton yarn,uncomb fibre,cont<85%,not for retail sale,measure <232.56 but ?192.31 decitex(>43but?52metric number)	114 579	249 326	291 231	623 010

Tabel 3 : Ekspor Indonesia menurut Komoditi (Kode HS 8 digit)

Mei 2021

Kode H S	Uraian golongan barang	Berat bersih (Kg)		Nilai F.O.B. (U S \$)	
		Bulan ini	Kumulatif	Bulan ini	Kumulatif
(1)	(2)	(3)	(4)	(5)	(6)
52061400	Single cotton yarn,uncombed fibres,cont<85 %,not for retail sale,measure<192.31 but ?125decitex(>52but?80 metric number)	84 025	348 736	230 964	1 006 988
52061500	Single cotton yarn,uncombed fibres,containing <85 %, not for retail sale, measuring <125 (exceeding 80 metric number)	43 908	133 993	137 943	428 024
52062100	Single cotton yarn,combed fibres, containing <85%,not for retail sale,measuring ?714.29 decitex (?14metric number)	169 783	1 380 300	225 032	1 886 657
52062200	Single cotton yarn,combed fibre,cont<85%,not for retail sale,measure <714.29 but ?232.56 decitex(>14but?43metric number)	488 347	2 747 839	1 531 286	7 359 313
52062300	Single cotton yarn,combed fibre,cont<85%,not for retail sale,measure <232.56 but ?192.31 decitex(>43but?52metric number)	987 571	5 673 771	3 235 870	17 088 234
52062400	Single cotton yarn,combed fibre,cont<85%,not for retail sale,measure <192.31 but ?125 decitex(>52but?80metric number)	329 257	1 889 095	1 283 005	6 521 653
52062500	Single cotton yarn,combed fibre,containing<85%,not for retail sale,measuring <125 decitex (>80metric number)	-	45 182	-	186 417
52063100	Multiple(folded)/cable cotton yarn,uncombed fibre,cont<85%,not for retail sale,measure ?714.29 decitex(?14metric number)	35 761	132 107	77 989	248 284
52063200	Multiple(folded)/cable cotton yarn,uncomb fibre,cont<85%,notfor retail,measure <714.29but?232.56decitex(>14but?43metric)	-	689	-	2 685
52064200	Multiple(folded)/cable cotton yarn,combed fibre,cont<85%,notfor retail,measure <714.29but?232.56decitex(>14but?43metric)	9 662	19 928	42 654	84 334
52064300	Multiple(folded)/cable cotton yarn,combed fibre,cont<85%,notfor retail,measure <232.56but?192.31decitex(>43but?52metric)	19 448	146 965	67 508	489 038
52064400	Multiple(folded)/cable cotton yarn,combed fibre,cont<85%,not for retail,measure <192.31but?125 decitex (>52but?80metric)	-	7 371	-	31 072
52064500	Multiple(folded)/cable cotton yarn,combed fibre, containing<85%,not for retail,measuring <125 decitex (>80 metric)	-	48	-	137
52071000	Cotton yarn (other than sewing thread) put up for retail sale,containing 85% or more by weight of cotton	-	56	-	1 366
52079000	Cotton yarn (other than sewing thread) put up for retail sale,containing less than 85% by weight of cotton	16 571	45 897	25 858	83 418
52081100	Woven fabrics of cotton, containing ?85% by weight of cotton, unbleached, plain weave weighing <= 100 g/m2	40 713	359 683	266 544	2 036 415
52081200	Woven fabrics of cotton, containing ?85% by weight of cotton, unbleached, plain weave weighing > 100 g/m2	240 966	1 792 219	1 207 352	8 298 361
52081300	Woven fabrics of cotton, containing ?85% by weight of cotton, unbleached, 3 or 4 thread twill including cross twill	16 793	216 690	60 407	865 914
52081900	Woven fabrics of cotton, containing ?85% by weight of cotton, unbleached, other than HS 5208.11-5208.13	31 123	251 317	185 537	1 401 967
52082100	Woven fabrics of cotton, containing ?85% by weight of cotton, bleached, plain weave weighing <= 100 g/m2	688	2 873	12 077	49 607
52082200	Woven fabrics of cotton, containing ?85% by weight of cotton, bleached, plain weave weighing > 100 g/m2	10 095	51 781	79 142	440 896
52082300	Woven fabrics of cotton, containing ?85% by weight of cotton, bleached, 3 or 4 thread twill including cross twill	-	9 772	-	83 314
52082900	Woven fabrics of cotton, containing ?85% by weight of cotton, bleached, other than HS 5208.21-5208.23	454	14 339	959	126 655
52083190	Woven fabrics of cotton, containing ?85% by weight of cotton, dyed, plain weave,weight <=100 g/m2, other than voile	101	1 699	799	22 276
52083200	Woven fabrics of cotton, containing ?85% by weight of cotton, dyed, plain weave,weight >100 g/m2	78 089	377 530	683 469	2 945 807
52083300	Woven fabrics of cotton, containing ?85% by weight of cotton, dyed, 3 or 4 thread twill, including cross twill	8	4 023	2	47 249

Tabel 3 : Ekspor Indonesia menurut Komoditi (Kode HS 8 digit)

Mei 2021

Kode H S	Uraian golongan barang	Berat bersih (Kg)		Nilai F.O.B. (U S \$)	
		Bulan ini	Kumulatif	Bulan ini	Kumulatif
(1)	(2)	(3)	(4)	(5)	(6)
52083900	Woven fabrics of cotton, containing ?85% by weight of cotton, dyed, other than HS 5208.31-5208.33	27 531	79 710	305 853	830 725
52084190	Woven fabric of cotton,cont?85% weight of cotton,of yarn of different colour,plain weave,weight<=100g/m2,o.t ikat fabric	-	15 081	-	177 256
52084290	Woven fabric of cotton,cont?85% weight of cotton,of yarn of different colour,plain weave,weight>100g/m2,o.t ikat fabric	5 586	6 560	10 593	27 277
52084300	Woven fabric,cont?85% weight of cotton,of diff colour yarn,plain weave,weight>100g/m2,3or4thread twill,incl cross twill	8	857	9	19 123
52084900	Woven fabric,cont?85% weight of cotton,of different colour yarn,plain weave,weight>100g/m2,o.t HS 5208.41-5208.43	9 773	37 196	110 269	401 513
52085110	Plain weave, cont?85% weight of cotton, weighing not more than 100g/m2 printed by the traditional batik process	42	1 815	1 213	8 724
52085190	Plain weave, cont?85% weight of cotton, weighing not more than 100g/m2 printed not by the traditional batik process	370	25 974	5 972	378 937
52085210	Plain weave, cont?85% weight of cotton, weighing more than 100g/m2 printed by the traditional batik process	30 568	131 313	569 796	2 347 940
52085290	Plain weave, cont?85% weight of cotton weighing more than 100g/m2 printed not by the traditional batik process	66 821	445 171	632 011	4 770 504
52085910	Woven fabrics other than plain weave, weighing <200 g/m, cont?85% weight of cotton, printed by traditional batik process	-	8 085	-	89 231
52085990	Woven fabric o.t plain weave&3-thread/4-thread twill incl cross twill, weighing<200g/m, cont?85%weight of cotton	391	28 325	3 312	164 678
52091110	Plain weave, Duck and canvas, unbleached, containing 85 % or more by weight of cotton, weighing more than 200 g/m2	-	154	-	1 148
52091190	Plain weave, o.t Duck and canvas, unbleached, containing 85 % or more by weight of cotton, weighing more than 200 g/m2	61 955	411 186	565 145	3 745 147
52091200	Woven fabric, unbleached, 3 or 4-thread twill incl cross twill, containing >=85% by weight of cotton, weighing >200g/m2,	61 931	250 276	256 288	1 007 206
52091900	Woven fabric,unbleached,o.t plain weave&3or4-thread twill incl cross twill,cont>=85%by weight of cotton,weight>200g/m2	7 087	14 348	51 105	99 699
52092200	Woven fabric, bleached, 3 or 4-thread twill incl cross twill, containing >=85% by weight of cotton, weighing >200g/m2,	1 026	19 741	15 722	218 078
52092900	Woven fabric,bleached,o.t plain weave&3or4-thread twill incl cross twill,contain>=85%by weight of cotton,weight>200g/m2	-	17 451	-	106 211
52093100	Plain weave, dyed, containing 85 % or more by weight of cotton, weighing more than 200 g/m2	-	345	-	3 411
52093200	Woven fabric, dyed, 3 or 4-thread twill incl cross twill, containing >=85% by weight of cotton, weighing >200g/m2	515	37 806	3 049	254 840
52093900	Woven fabric,dyed,o.t plain weave&3or4-thread twill incl cross twill,contain>=85%by weight of cotton,weight>200g/m2	20 461	144 775	153 197	1 549 590
52094200	Denim, of yarns of different colours, containing 85 % or more by weight of cotton, weighing more than 200 g/m2	8 639	98 290	22 698	593 883
52094900	Wvn fabric,of yarns diff colors,o.t plain weave&denim&3or4-thread twill&cross twill,cont>=85%by weight of cott,w>200g/m2	17	7 523	270	42 021
52095110	Plain weave, printed by the traditional batik process, containing >=85% by weight of cotton, weighing more than 200g/m2	-	2 787	-	58 238
52095190	Plain weave, printed not by the traditional batik process, containing >=85% by weight of cotton, weighing >200g/m2	-	46	-	345
52095990	Wvn fabric o.t plain weave&3 or 4 thread twill&cross twill,print not by traditional batik process,w>200g/m,cont?85%cott	30 910	90 390	586 809	1 746 871
52101100	Woven fabric,unbleached, plain weave < 85% cotton mixed mainly or solely with man-made fibres, weight<200g/m2	203 023	1 146 474	799 678	4 713 333
52101900	Wvn fabric,unbleached, of weave n.e.c. in item no.5210.1, < 85% ctn mixed mainly/solely with man-made fibres, w<200g/m2	69 113	205 741	235 895	736 641
52102100	Woven fabric, bleached, plain weave < 85% cotton mixed mainly or solely with man-made fibres, weight<200g/m2	8 986	60 135	93 497	618 733
52102900	Wvn fabric,bleached, of weave n.e.c. in item no.5210.2, < 85% ctn mixed mainly/solely with man-made fibres, w<200g/m2	2 820	28 520	29 988	348 495

Tabel 3 : Ekspor Indonesia menurut Komoditi (Kode HS 8 digit)

Mei 2021

Kode H S	Uraian golongan barang	Berat bersih (Kg)		Nilai F.O.B. (U S \$)	
		Bulan ini	Kumulatif	Bulan ini	Kumulatif
(1)	(2)	(3)	(4)	(5)	(6)
52103100	Woven fabric, dyed, plain weave < 85% cotton mixed mainly or solely with man-made fibres, weight<200g/m2	41 466	159 198	305 464	1 196 978
52103200	Wvn fabric,dyed,plain weave<85%cttn mix mainly/solely with man-made fibres,w<200g/m2, 3or4-thread twill,incl cross twill	3 192	35 052	25 836	285 034
52103900	Wvn fabric,dyed, of weave n.e.c. in item no.5210.3, < 85% ctn mixed mainly/solely with man-made fibres, w<200g/m2	5 811	42 757	65 062	489 504
52104110	Wvn fabric, of yarns diff colour, plain weave <85% ctn mixed mainly/solely with man-made fibres, w<200g/m2, ikat fabric	29	4 283	371	36 689
52104190	Wvn fabric, of yarns diff colour,plain weave <85% ctn mix mainly/solely with man-made fibres, w<200g/m2,oth ikat fabric	-	13 499	-	65 088
52104900	Wvn fabric,of yarn diff col,of weave n.e.c. in item no.5210.4,<85% ctn mix mainly/solely with man-made fibres,w<200g/m2	6 570	23 359	50 708	179 563
52105190	Wvn fabric,oth printed by traditionalbatik process,plain weave<85% ctn mix mainly/solely with man-made fibres,w<200g/m2	1 163	18 878	14 328	208 445
52105990	Wvn fabric,printed,of weave n.e.c. in item no.5210.5,<85% ctn mix mainly/solely with man-made fibres,w<200g/m2	0	3	0	11
52111100	Woven fabric,unbleached, plain weave < 85% cotton mixed mainly or solely with man-made fibres, weight>=200g/m2	1 110	74 076	8 027	643 799
52111200	Wvn fabric,unbleach,plain weave<85%cttn mix mainly/solely man-made fibres,w>=200g/m2, 3or4-thread twill,incl cross twill	13 287	43 717	54 958	218 590
52111900	Wvn fabric,unbleached, of weave n.e.c. in item no.5210.1, <85% ctn mixed mainly/solely with man-made fibres, w>=200g/m2	-	18 682	-	227 041
52112000	Woven fabric,bleached, < 85% cotton mixed mainly or solely with man-made fibres, weight>=200g/m2	7 694	9 603	27 507	33 510
52113100	Woven fabric, dyed, plain weave < 85% cotton mixed mainly or solely with man-made fibres, weight>=200g/m2	-	266	-	345
52113200	Wvn fabric, dyed, plain weave<85%cttn mix mainly/solely man-made fibres,w>=200g/m2, 3or4-thread twill,incl cross twill	-	10 742	-	71 718
52113900	Wvn fabric,dyed,of weave n.e.c. in item no.5210.3,<85% ctn mix mainly/solely with man-made fibres,w>=200g/m2	20	20	1 111	1 111
52114190	Wvn fabric, of yarns diff colour,plain weave<85% ctn mix mainly/solely with man-made fibres, w>=200g/m2,oth ikat fabric	-	988	-	6 377
52114200	Wvn fabric, of yarns diff colour, <85% ctn mixed mainly/solely with man-made fibres, w>=200g/m2, denim	11 518	16 424	9 195	31 444
52114900	Wvn fabric,of yarn diff col,of weave n.e.c. in item no.5211.4,<85% ctn mix mainly/solely man-made fibres,w>=200g/m2	140	369	280	2 340
52115110	Wvn fabric,printed by traditionalbatik process,plain weave<85% ctn mixed mainly/solely with man-made fibres, w>=200g/m2	5	370	6	81
52115990	Wvn fabric,oth print traditionbatik proc,of weave n.e.c. no.5210.5,<85% ctn mix main/sole-ly man-made fibre,w>=200g/m2	660	667	8 272	8 509
52121100	Woven fabric; of cotton, unbleached, weighing not more than 200g/m2, n.e.c. in heading 5201-5211	1 106	1 268	4 413	15 231
52121300	Woven fabric; of cotton, dyed, weighing not more than 200g/m2, n.e.c. in heading 5201-5211	2 560	137 643	54 354	1 164 178
52121400	Woven fabric; of cotton, of yarns diff colours, weighing not more than 200g/m2, n.e.c. in heading 5201-5211	-	975	-	16 990
52121510	Woven fabric; of cotton, print by traditional batik process, weighing not more than 200g/m2, n.e.c. in heading 5201-5211	29	478	441	5 858
52121590	Woven fabric; of cotton, oth print by traditional batik process, weighing <= 200g/m2, n.e.c. in heading 5201-5211	21 109	406 110	185 481	3 491 526
53012900	Flax, hackled or otherwise processed, but not spun	245	470	3 976	4 355
53039000	Jute&oth textile bast fibres; proc,not spun,tow&waste of these fibres,incl yarn waste&garnet stock excl flax,hemp,&ramie	523 200	2 817 440	104 714	560 194

Tabel 3 : Ekspor Indonesia menurut Komoditi (Kode HS 8 digit)

Mei 2021

Kode H S	Uraian golongan barang	Berat bersih (Kg)		Nilai F.O.B. (U S \$)	
		Bulan ini	Kumulatif	Bulan ini	Kumulatif
(1)	(2)	(3)	(4)	(5)	(6)
53050010	Sisal & oth textile fibres of the genus Agave; tow & waste of these fibres (incl yarn waste and garnetted stock)	63	145 118	609	139 237
53050021	Coconut fibres(coir), coconut fibres, raw	427 445	2 677 707	94 651	621 885
53050022	Coconut fibres(coir), coconut fibres, process	2 430 289	10 531 726	586 561	2 640 017
53050090	Ramie&oth veg textile fibre,not spec/incl,raw/proc,not spun; tow,noils&waste of these fibre incl yarn waste&garnet stock	151 973	1 997 064	27 122	269 314
53062000	Multiple (folded)/cabled flax yarn	-	76	-	3 352
53089010	Paper yarn of other vegetable textile fibres	-	400	-	1 406
53089090	Yarn; of vegetable textile fibres n.e.c. in heading no. 5306, 5307 and 5308	-	79	-	8 253
53091100	Woven fabric; of flax, containing 85% or more flax, unbleached or bleached	-	12	-	2 566
53091900	Woven fabric; of flax, containing 85% or more flax, other than unbleached or bleached	-	640	-	1 339
53092100	Woven fabric; of flax, containing less than 85% flax, unbleached or bleached	-	20	-	31
53092900	Woven fabric; of flax, containing less than 85% flax, other than unbleached or bleached	27	1 099	1 213	16 637
53110020	Woven fabrics of oth vegetable textile fibres&paper yarn, abaca burlap	-	685	-	6 379
53110090	Woven fabrics of other vegetable textile fibres & paper yarn, other than printed by batik process & abaca burlap	10 000	30 052	36 440	109 437
54011010	Sewing thread of man-made flment of synthetic filaments, for put up retail sale	9	77	7	127
54011090	Sewing thread of man-made flment of synthetic filaments, not for put up retail sale	24 119	239 521	224 202	2 019 261
54012010	Sewing thread of man-made flment of artificial filaments, for put up retail sale	-	10 118	-	50 940
54012090	Sewing thread of man-made flment of artificial filaments, not for put up retail sale	228	2 475	5 830	70 186
54021900	Synththatic filament yarn oth than sewing High tenacity yarn of nylon/oth polyamides won textured, other than aramids	954 673	5 607 650	4 327 692	20 013 338
54022000	Synththatic filament yarn oth than sewing High tenacity yarn of polyesters won textured	2 089 410	10 317 233	2 846 551	13 747 326
54023100	Textured yarn of nylon/other polyamides measuring single yarn <= 50 tex	121 855	759 737	446 682	2 466 576
54023300	Textured yarn of polyesters	5 958 206	31 710 679	9 680 030	49 147 081
54023400	Textured yarn of polypropylene synthetic filament	-	2 333	-	11 815
54023900	Textured yarn, other than HS code 5402.31 - 5402.34	2	2	1	1
54024410	Yarn, single, untwisted or with a twist not exceeding 50 turns per metre, elastomeric of polyesters	0	10 859	0	179 202
54024490	Yarn,single,untwisted /with a twist not exceeding 50 turns per metre,elastomeric,other than polyester & polypropylene	-	1 227	-	1 720
54024500	Yarn,synth;filament/mono of nylon/oth polymides,single,untwist/twist <=50 turns per metre,no for retail,no sewing thread	445 051	2 888 465	1 649 748	10 222 207
54024600	Yarn,synth;filament/mono of polyester,partial oriented,single,untwist/twist<=50 turn per metre,not retail,not sew thread	1 206 682	7 033 484	1 340 879	8 253 377
54024700	Yarn,synthetic;filament/mono of polyesters,single,untwist/twist <=50 turns per metre,no for retail,no sewing thread	2 695 157	22 136 008	4 485 751	34 955 816
54024800	Yarn,synthetic;filament/mono of polypropylene,single,untwist/twist <=50 turns per metre,no for retail,no sewing thread	6 400	25 901	21 965	89 472
54024900	Yarn,synthetic;filament/mono,single, untwist/twist<=50 turn per metre,nec.in heading 5402,not retail, not sew thread	100	520	947	3 975
54025100	Yarn,synthetic; filament/mono, of nylon/oth polymides, single, twisted>50 turns per metre, not retail, not sewing thread	7 628	30 660	112 819	278 493
54025200	Yarn,synthetic; filament/mono, of polyesters, single, twisted>50 turns per metre, not retail, not sewing thread	12 805	295 142	72 076	677 376

Tabel 3 : Ekspor Indonesia menurut Komoditi (Kode HS 8 digit)

Mei 2021

Kode H S	Uraian golongan barang	Berat bersih (Kg)		Nilai F.O.B. (U S \$)	
		Bulan ini	Kumulatif	Bulan ini	Kumulatif
(1)	(2)	(3)	(4)	(5)	(6)
54025300	Yarn,synthetic; filament/mono, of polypropylene, single, twisted>50 turns per metre, not retail, not sewing thread	-	21 947	-	55 525
54026100	Yarn,synth;filament/mono,of nylon/oth polyimide(not high tenacity/texture), multiple(fold)/cable,no retail,not sew thread	183 989	904 290	1 247 937	6 085 992
54026200	Yarn,synth;filament/mono, of polyesters(not high tenacity/texture), multiple(fold)/cabled,not retail,not sew thread	253 339	1 380 840	784 382	4 228 904
54026300	Yarn,synth;filament/mono, of polypropylene(not high tenacity/texture), multiple(fold)/cabled,not retail,not sew thread	325	1 096	1 478	3 385
54026900	Yarn,synth;filament/mono, high tenacity/textured, multiple(folded)/cabled, nec.in heading 5402,not retail,not sew thread	-	435	-	2 788
54033910	Artificial filament yarn, other than high tenacity, single, n.e.c. 5403.31 to 5403.33, textured yarn	-	110	-	4 668
54034110	Artificial filament yarn, other than high tenacity, multiple (folded) or cabled, of viscose rayon, textured yarn	208	843	1 080	4 598
54034990	Artificial filament yarn, other than high tenacity, multiple(folded)/cabled,n.e.c. 5403.41 to 5403.42, oth textured yarn	36	314	433	2 911
54041900	Synthetic monofilament of >=67 decitex, dimension >1mm, width <=5mm, other than elastomeric or polypropylene	96 715	463 315	163 447	936 983
54049000	Synthetic filament of >=67 decitex, dimension >1mm, strip and the like width <=5mm	36 241	287 016	327 974	1 828 460
54060000	Man-made filament yarn (other than sewing thread), put up for retail sale	-	1 008	-	5 266
54071021	Woven fabrics obtained high tenacity yarn of nylon/oth polyamides/polyesters, tyre fabrics, conveyor duck, unbleached	-	123	-	1 028
54071029	Woven fabrics obtained high tenacity yarn of nylon/oth polyamides/polyesters, tyre fabrics,conveyor duck, bleached	5 013	46 716	306 001	1 810 260
54071091	Woven fabrics obtained high tenacity yarn of nylon/oth polyamides/polyesters, oth tyre fabrics&conveyor duck,unbleached	10 846	41 476	106 265	372 153
54071099	Woven fabrics obtained high tenacity yarn of nylon/oth polyamides/polyesters, oth tyre fabrics&conveyor duck, bleached	390 129	2 768 148	3 226 403	22 994 834
54072000	Woven fabrics of synt filament yarn woven fabrics obtained from strip/thelike	521 768	3 491 994	912 554	5 463 649
54074190	Woven fabric cont ?85% of nylon/oth polyamide o.t mesh fabric of untwisted yarn use as reinforce material for tarpaulin	233	23 744	1 278	36 689
54074200	Woven fabrics of synthetic filament yarn from nylon containing >=85%, dyed	49	4 747	242	46 893
54074400	Woven fabrics of synthetic filament yarn from nylon containing >=85%, printed	3	3 712	0	25 117
54075100	Woven fabrics of synthetic filament yarn from polyester containing >=85%, unbleached or not	14 936	134 021	59 781	523 407
54075200	Woven fabrics of synthetic filament yarn from polyester containing >=85%, dyed	312 487	2 561 685	2 328 902	18 494 693
54075300	Woven fabrics of synthetic filament yarn from polyester containing >=85%, of yarn of different colours	8 804	40 732	38 563	177 753
54075400	Woven fabrics of synthetic filament yarn from polyester containing >=85%, printed	103 043	782 614	970 536	7 042 587
54076110	Woven fabrics, containing >=85% of by weight of non textured polyester filament, unbleached or bleached	122 832	605 099	981 206	5 110 282
54076190	Woven fabrics, containing >=85% of by weight of non textured polyester filament, other than unbleached or bleached	558 484	3 367 175	4 677 566	27 196 203
54076910	Woven fabrics containing ?85% polyester filament,containing <85 % nontexture polyester filament, unbleached or bleached	21 883	116 188	101 594	543 424
54076990	Woven fabrics containing ?85% polyester filament,containing <85 % nontexture polyester filament,o.t unbleached/bleached	15 304	132 099	112 403	829 976

Tabel 3 : Ekspor Indonesia menurut Komoditi (Kode HS 8 digit)

Mei 2021

Kode H S	Uraian golongan barang	Berat bersih (Kg)		Nilai F.O.B. (U S \$)	
		Bulan ini	Kumulatif	Bulan ini	Kumulatif
(1)	(2)	(3)	(4)	(5)	(6)
54077100	Woven fabric, containing >=85% by weight of synthetic filament(excl nylon/other polyamide&polyester), unbleached/bleached	397 478	2 223 903	733 087	3 894 068
54077200	Woven fabric, containing >=85% by weight of synthetic filament(excluding nylon/other polyamide&polyester), dyed	55 332	381 181	512 662	3 293 678
54077300	Wvn fabric, contain >=85% by weight of synthetic filament(excl nylon/other polyamide&polyester), yarns of different colour	605 289	3 305 679	3 802 470	20 533 081
54077400	Woven fabric, containing >=85% by weight of synthetic filament(excluding nylon/other polyamide&polyester), printed	36 025	392 909	383 688	1 773 075
54078100	Wvn fabric,of synth filament yarn,contain<85% by weight of synth filament,mix mainly/solely with cotton,bleach/unbleach	660	9 762	11 536	64 887
54078200	Woven fabric,of synthetic filament yarn,contain<85% by weight of synthetic filament,mix mainly/solely with cotton, dyed	44	107	464	1 033
54078300	Wvn fabric,of synth filament yarn,contain<85% by weight of synth filament,mix mainly/solely w/cotton,yarn of diff colour	1 352	9 273	6 761	47 186
54078400	Wvn fabric,of synthetic filament yarn,contain<85% by weight of synthetic filament,mix mainly/solely with cotton, printed	-	157	-	2 508
54079100	Woven fabrics of synthetic filament yarn, bleached or unbleached, n.e.c. in heading no. 5407	138 842	734 544	591 974	2 841 791
54079200	Woven fabrics of synthetic filament yarn, dyed, n.e.c. in heading 5407	-	2	-	50
54079300	Woven fabrics of synthetic filament yarn, of yarns of different colours, n.e.c. in heading no. 5407	21 095	109 142	78 026	394 428
54079400	Woven fabrics of synthetic filament yarn, printed, n.e.c. in heading no. 5407	3 307	17 095	47 418	215 564
54081090	Woven fabrics of viscose rayon, high tenacity, artificial filament yarn, other than unbleached	40 816	410 385	366 211	3 610 945
54082100	Woven fabric of artificial filament yarn, contain >=85% by weight of artificial filament, strip/the like,bleach/unbleach	5 201	65 108	91 834	616 828
54082200	Woven fabrics of artificial filament yarn, containing >=85% by weight of artificial filament, strip or the like, dyed	13 355	101 462	66 372	498 815
54082300	Woven fabrics containing 85% or more by weight of artificial filament, strip or the like, of yarns of different colours	-	2 075	-	4 460
54082400	Woven fabrics of artificial filament yarn, containing >=85% by weight of artificial filament, strip or the like, printed	-	1 657	-	18 369
54083100	Woven fabrics; of artificial filament yarn, of artificial monofilament, strip and the like, unbleached or bleached	80	67 660	80	156 509
54083200	Woven fabrics; of artificial filament yarn, of artificial monofilament, strip and the like, dyed	-	4 873	-	60 826
54083400	Woven fabrics; of artificial filament yarn, of artificial monofilament, strip and the like, printed	-	3 656	-	47 228
55011000	Fibres; synthetic filament tow, of nylon or other polyamides	-	23 744	-	53 053
55012000	Fibres; synthetic filament tow, of polyesters	510	7 038	4 669	117 010
55013000	Fibres; synthetic filament tow, acrylic or modacrylic	13	26	13	44
55014000	Fibres; synthetic filament tow, of polypropylene	-	2	-	25
55021000	Fibres; artificial filament tow of cellulose acetate	-	85 977	-	410 642
55029000	Fibres; artificial filament tow, other than cellulose acetate	-	28 157	-	161 352
55032000	Synthetic staple fibres, of polyesters, not carded, combed or otherwise processed for spinning	19 627 395	96 259 019	19 870 268	95 105 544
55033000	Synthetic staple fibres, acrylic or modacrylic, not carded, combed or otherwise processed for spinning	-	144 027	-	168 266
55039090	Synthetic staple fibres, not carded, combed or otherwise processed for spinning, other than of polyvinyl alcohol	343 442	3 433 409	609 598	5 670 253
55041000	Artificial staple fibres, of viscose, not carded, combed or otherwise processed for spinning	33 164 746	163 749 922	68 885 518	296 175 687
55049000	Artificial staple fibres, other than of viscose, not carded, combed or otherwise processed for spinning	-	121 836	-	322 771
55051000	Fibres; waste (including noils, yarn waste and garnetted stock), of synthetic fibres	178 644	1 256 278	148 385	1 160 344
55052000	Fibres; waste (including noils, yarn waste and garnetted stock), of artificial fibres	-	26 850	-	18 224

Tabel 3 : Ekspor Indonesia menurut Komoditi (Kode HS 8 digit)

Mei 2021

Kode H S	Uraian golongan barang	Berat bersih (Kg)		Nilai F.O.B. (U S \$)	
		Bulan ini	Kumulatif	Bulan ini	Kumulatif
(1)	(2)	(3)	(4)	(5)	(6)
55061000	Fibres; synthetic staple fibres, of nylon or other polyamides, carded, combed or otherwise processed for spinning	-	167	-	8 689
55062000	Fibres; synthetic staple fibres, of polyesters, carded, combed or otherwise processed for spinning	2 076	2 094	9 342	9 527
55063000	Fibres; synthetic staple fibres, acrylic or modacrylic, carded, combed or otherwise processed for spinning	1 100	94 371	18 248	135 686
55069000	Fibres; synthetic staple fibres, n.e.c. in heading no. 5506, carded, combed or otherwise processed for spinning	-	640	-	4 250
55081010	Sewing thread; of synthetic staple fibres, put up for retail sale	59 267	310 708	140 933	791 724
55081090	Sewing thread; of synthetic staple fibres, not put up for retail sale	167 296	813 861	639 118	3 125 308
55082090	Sewing thread; of artificial staple fibres, not put up for retail sale	1	17	15	31
55091100	Single yarn containing >=85 % by weight of staple fibres of nylon/other polyamides, not put up for retail sale	-	16 695	-	51 005
55091200	Multiple(fold)/cabled yarn contain>=85 % by weight of staple fibre of nylon/other polyamide, not put up for retail sale	-	6 792	-	34 570
55092100	Single yarn containing 85 % or more by weight of polyester staple fibres, not put up for retail sale	7 478 825	53 352 295	13 909 040	93 386 332
55092200	Multiple(folded) or cabled yarn containing 85 % or more by weight of polyester staple fibres, not put up for retail sale	1 971 252	11 247 688	4 250 911	23 619 482
55093100	Single yarn containing 85 % or more by weight of acrylic or modacrylic staple fibres, not put up for retail sale	113 996	1 085 714	471 873	4 404 148
55093200	Multiple (folded)/cabled yarn contain >=85% by weight of acrylic or modacrylic staple fibres, not put up for retail sale	874 580	8 687 259	3 340 669	29 054 142
55094100	Single yarn, cont. 85% or more by weight of synthetic staple fibres, not put up for retail sale	8 620	18 019	72 870	149 700
55094200	Multiple/folded or cabled yarn, cont. 85% or more by weight of synthetic staple fibres, not put up for retail sale	3 356	45 557	20 887	204 480
55095100	Yarn; of polyester staple fibres, mixed mainly or solely with artificial staple fibres, not put up for retail sale	3 180 036	22 304 598	7 214 630	45 843 876
55095300	Yarn; of polyester staple fibres, mixed mainly or solely with cotton, not put up for retail sale	4 160 960	26 493 568	10 946 700	62 084 019
55095900	Yarn; of polyester staple fibres, mixed mainly/solely with fibres n.e.c. in item no. 5509.5, not put up for retail sale	21 424	107 430	36 985	214 973
55096100	Yarn; of acrylic/modacrylic staple fibres, mixed mainly/solely with wool/fine animal hair, not put up for retail sale	90 198	455 116	584 778	2 994 805
55096200	Yarn; of acrylic/modacrylic staple fibres,mixed mainly/solely with cotton,not put up for retail sale	8 971	218 692	58 712	987 858
55096900	Yarn; of acrylic/modacrylic staple fibres, mixed mainly/solely with fibres n.e.c. in item no.5509.6, not for retail sale	290 883	1 013 432	1 521 216	5 113 594
55099200	Yarn; of synthetic staple fibres, mixed mainly or solely with cotton, not put up for retail sale	14 288	27 597	93 119	174 836
55101100	Single yarn, containing >=85% by weight of artificial staple fibres, not put up for retail sale	5 702 758	50 018 828	16 948 718	127 937 964
55101200	Multiple (folded) or cabled yarn, containing >=85% by weight of artificial staple fibres, not put up for retail sale	498 024	3 299 064	1 524 723	9 366 399
55102000	Yarn(not sewing thread), of artificial staple fibre, mixed mainly/solely with wool/fine animal hair, not for retail sale	300	300	1 377	1 377
55103000	Yarn; (not sewing thread), of artificial staple fibres, mixed mainly or solely with cotton, not put up for retail sale	98 383	367 374	283 569	1 186 368
55109000	Yarn (other than sewing thread) of artificial staple fibres, not put up for retail sale, other yarn	148 588	526 966	416 808	1 506 573
55111010	Yarn(not sew thread),synthetic staple fibre,cont>=85%by weight such fibre,knitting yarn,crochet thread&embroidery thread	10	57	148	336
55111090	Yarn;(not sewing thread),synthetic staple fibre,cont>=85%by weight such fibre,other than 5511.10.10	15	15	137	137
55112010	Yarn(not sew thread),synthetic staple fibre,cont<85%by weight such fibre,knitting yarn,crochet thread&embroidery thread	-	765	-	11 402
55112090	Synthetic staple fibres,containing< 85 % by weight of such fibres,oth thn knitting yarn,crochet thread&embroidery thread	-	91 234	-	113 061

Tabel 3 : Ekspor Indonesia menurut Komoditi (Kode HS 8 digit)

Mei 2021

Kode H S	Uraian golongan barang	Berat bersih (Kg)		Nilai F.O.B. (U S \$)	
		Bulan ini	Kumulatif	Bulan ini	Kumulatif
(1)	(2)	(3)	(4)	(5)	(6)
55113000	Yarn; (not sewing thread), of artificial staple fibres, put up for retail sale	397	8 648	4 284	69 927
55121100	Woven fabrics; of synthetic staple fibres, containing >=85% by weight of polyester staple fibres, unbleached or bleached	110 612	629 905	343 984	1 911 137
55121900	Woven fabrics; of synthetic staple fibres, containing >=85% by weight of polyester staple fibres, oth unbleached/bleached	54 220	87 576	119 669	309 625
55122900	Woven fabrics; of synthetic staple fibre, contain >=85% by weight of acrylic/modacrylic staple fibre, oth unbleached/bleached	122	3 023	5 617	36 540
55129100	Woven fabrics; synthetic staple fibre, contain >=85% by weight oth polyester, akrilik/modakrilik saples fibre, unbleach/bleach	1	1 264	28	40 088
55129900	Woven fabric; synth staple fibres, contain >=85% by weight oth polyester, akrilik/modakrilik saples fibre, oth unbleach/bleach	77	883	4 407	55 792
55131100	Wvn fabric; plain weave, polyest staple fibre, cont <85% by weight fibre, mix mainly/solely cotton, w <=170g/m2, unbleach/bleach	815 135	4 744 704	3 257 922	19 505 329
55131200	Woven fabric; plain weave, polyester staple fibre, unbleach/bleach, 3or4-thread twill, incl cross twill, polyest staple fibre	77 496	357 182	449 888	2 221 340
55131300	Woven fabric; polyester staple fibre, contain <85% by weight fibre, mix mainly/solely with cotton, w <=170g/m2, unbleach/bleach	6 022	81 687	48 120	626 713
55131900	Wvn fabric; cont <85% by weight synth staple fibre (oth polyester), mix mainly/solely with cotton, w <=170g/m2, unbleach/bleach	10	15	12	36
55132100	Woven fabric; plain weave, dyed, contain <85% by weight of polyester staple fibre, mixed mainly/solely with cotton, w <=170g/m2	41 619	322 082	344 349	2 524 803
55132300	Woven fabric; dyed, contain <85% by weight of polyester staple fibres, mixed mainly/solely with cotton, <=170g/m2	14 291	23 257	121 647	207 236
55132900	Woven fabric; dyed, contain <85% by weight of synthetic staple fibres (oth polyester), mix mainly/solely w cotton, <=170g/m2	9 825	62 924	29 475	352 563
55133100	Woven fabric; plain weave, diff colour, contain <85% by weight polyester staple fibre, mix mainly/solely w cotton, <=170g/m2	19	19	100	100
55133900	Wvn fabric; yarn of diff colour, cont <85% of synth staple fibre (oth polyest, plain weave), mix mainly/solely cott, w <=170g/m2	4 361	4 467	25 764	26 984
55134900	Woven fabric; print, contain <85% by weight synth staple fibre (oth polyest, plain weave), mix mainly/solely cotton, w <=170g/m2	814	5 127	16 885	98 524
55141100	Woven fabric; plain weave, unbleach/bleach, contain <85% by weight polyest staple fibre, mix mainly/solely cotton, w <=170g/m2	29 623	316 311	104 674	1 001 927
55141200	Wvn fabric; 3or4-thread twill, incl cross twill, bleach/not, cont <85% of poly staple fibre, mix mainly/solely cot, w >170g/m2	135 525	925 119	711 336	4 469 835
55141900	Woven fabric; bleached/not, cont <85% of synthetic staple fibres ot polyester, mixed mainly/solely with cotton, >170g/m2	-	110 801	-	163 797
55142100	Woven fabric; plain weave, dyed, contain <85% by weight of polyester staple fibre, mixed mainly/solely with cotton, <170g/m2	2 908	16 876	27 510	108 460
55142200	Wvn fabric; 3-/4-thread twill, incl cross twill, dyed, contain <85% polyester staple fibre, mix mainly/solely w cott, >=170g/m2	128 910	513 700	823 907	3 363 428
55142300	Woven fabric; dyed, contain <85% by weight polyester staple fibre, mix mainly/solely w cotton, >170g/m2, n.e.c in head no 5514	-	2	-	140
55142900	Woven fabric; dyed, contain <85% by weight of synthetic staple fibres (oth polyester), mix mainly/solely w cotton, >170g/m2	1	2 769	4	17 130
55144900	Fabrics, woven; printed, contain <85% by weight of synthetic staple fibre (oth polyester), mix mainly/solely w cotton, >170g/m2	-	14 103	-	5 759
55151100	Fabrics, woven, mixed mainly or solely with viscose rayon staple fibres of polyester staple fibres	301 491	1 729 700	1 852 254	9 499 584

Tabel 3 : Ekspor Indonesia menurut Komoditi (Kode HS 8 digit)

Mei 2021

Kode H S	Uraian golongan barang	Berat bersih (Kg)		Nilai F.O.B. (U S \$)	
		Bulan ini	Kumulatif	Bulan ini	Kumulatif
(1)	(2)	(3)	(4)	(5)	(6)
55151200	Fabric, woven, mixed mainly or solely with manmade filaments of polyester staple fibres	435 207	2 657 279	1 891 144	11 898 872
55151300	Fabric, woven, mixed mainly or solely with wool or fine animal hair of polyester staple fibres	196	456	5 859	13 616
55151900	Fabrics, woven; of polyester staple fibres nec in chapter 55, mixed mainly or solely with fibres nec in item no. 5515.1	2	95 895	12	431 309
55159100	Fabrics, woven; of synthetic staple fibres n.e.c. in chapter 55, mixed mainly or solely with man-made filaments	-	10	-	28
55159910	Fabrics, woven; of synthetic staple fibres n.e.c. in chapter 55, mixed mainly or solely with wool or fine animal hair	-	1	-	27
55159990	Fabrics, woven; of synthetic staple fibres n.e.c. in chapter 55, other than 5515.99.10	1 229	4 253	20 172	57 676
55161100	Fabrics, woven; unbleached or bleached, containing 85% or more by weight of artificial staple fibres	203 950	1 473 971	885 794	6 712 837
55161200	Fabrics, woven; dyed, containing 85% or more by weight of artificial staple fibres	38 231	192 286	177 188	919 973
55161300	Fabrics, woven; of yarns of different colours, containing 85% or more by weight of artificial staple fibres	-	3 484	-	37 379
55161400	Fabrics, woven; printed, containing 85% or more by weight of artificial staple fibres	1 336	22 972	18 066	261 927
55162100	Fabrics,woven,unbleached/bleached,contain < 85% by weight artificial staple fibres,mix mainly/solely w/manmade filaments	30 988	176 964	156 888	832 080
55162200	Fabrics, woven; dyed, containing <85% by weight of artificial staple fibres, mixed mainly/solely with man-made filaments	7 961	39 643	42 327	103 088
55162300	Fabrics, wvn; of yarns of different colour,cont<85% of artificial staple fibre, mix mainly/solely with man-made filament	1 988	12 961	11 766	86 062
55162400	Fabrics, woven; printed, containing <85% of artificial staple fibres, mixed mainly or solely with man-made filaments	958	7 898	6 221	50 892
55164100	Fabrics, woven; unbleached/bleached, containing <85% of artificial staple fibres, mixed mainly or solely with cotton	374	12 661	2 935	199 989
55164300	Fabrics, woven; of yarns of different colours, cont<85% of artificial staple fibres, mixed mainly/solely with cotton	361	361	2 519	2 519
55169100	Fabrics, woven; unbleached or bleached, of artificial staple fibres, n.e.c. in heading no. 5516	15 834	47 275	80 329	232 570
55169200	Fabrics, woven; dyed, of artificial staple fibres, n.e.c. in heading no. 5516	423	1 642	6 531	24 256
55169400	Fabrics, woven; printed, of artificial staple fibres, n.e.c. in heading no. 5516	1 000	1 089	17 737	19 008
56012100	Wadding, otheráarticlesáthereof, of cotton	67	24 016	68	78 713
56012210	Wadding of textile materials and articles thereof ,of manmade fibres, wrapped cigarette tow	6 741	85 442	40 660	534 274
56012290	Wadding of textile materials and articles thereof ,of manmade fibres,oth thn wrapped cigarette tow	243 864	1 155 957	2 693 203	11 806 567
56012900	Wadding, otheráarticlesáthereof, other than of cotton or man-made fibres	-	884	-	690
56013010	Wadding, textile flock and dust and mill neps, polyamide fibre flock	32 400	992 111	58 644	1 749 827
56021000	Needleloom felt and stitch-bonded fibre fabrics, impregnated, coated,ácoveredáor laminated	83 204	423 438	310 916	1 551 556
56022100	Felt of wool or fine animal hair, not impregnated, coated, covered nor laminated	-	28	-	1 435
56022900	Felt of textile materials other than of wool or fine animal hair, not impregnated, coated, covered nor laminated	1	536	20	424
56029000	Felt, impregnated, coated,ácoveredáor laminated (excluding needleloom felt and stitch-bonded fibre fabrics)	24 958	175 426	44 827	380 589
56031100	Nonwovens, won impregnated, coated,ácoveredáor laminated, of man-made filaments, (weighing not more than 25g/m2)	309 495	1 790 446	778 554	4 287 640
56031200	Nonwovens, won impregnated,coated,covered/laminated,of man-made filaments,(weighing > 25g/m2 but not < 70g/m2)	717 245	4 112 955	2 449 242	14 108 358
56031300	Nonwovens, won impregnated,coated,covered/laminated, of man-made filaments, (weighing >70g/m2 but not < 150g/m2)	157 141	598 429	416 187	1 582 149

Tabel 3 : Ekspor Indonesia menurut Komoditi (Kode HS 8 digit)

Mei 2021

Kode H S	Uraian golongan barang	Berat bersih (Kg)		Nilai F.O.B. (U S \$)	
		Bulan ini	Kumulatif	Bulan ini	Kumulatif
(1)	(2)	(3)	(4)	(5)	(6)
56031400	Nonwovens, whether or not impregnated, coated, covered or laminated, of man-made filaments, (weighing more than 150g/m2)	3 049	121 417	24 225	443 382
56039100	Nonwovens, won impregnated, coated, covered/laminated, not of man-made filaments, (weighing not more than 25g/m2)	182 413	853 443	708 061	3 263 190
56039200	Nonwovens, won impregnated, coated, covered/laminated, not of man-made filaments, (weighing > 25g/m2 but < 70g/m2)	797 693	3 817 617	2 197 196	10 317 774
56039300	Nonwovens, won impregnated, coated, covered or laminated, not of man-made filaments, (weighing > 70g/m2 but < 150g/m2)	26 629	31 829	36 128	78 284
56039400	Nonwovens, won impregnated, coated, covered or laminated, not of man-made filaments, (weighing more than 150g/m2)	74 217	416 956	335 489	1 816 947
56041000	Rubber thread and cord, textile covered	3 097	34 210	28 965	151 355
56049030	High tenacity yarn of polyesters, of nylon/oth polyamides/of viscose rayon oth thn rubber thread&cord, textile covered	2 807	9 437	144 055	432 911
56049090	Rubber thread&cord, textile covered, textile yarn&strip&the like of heading 54.04/54.05 other than 5604.10.00- 5604.10.30	4 292	22 041	29 639	194 360
56050000	Metallised yarn, whether/not gimped, being textl yarn/strip like head 5404/5405, combine w/metal in the form	297	9 669	13 534	211 839
56060000	Yarn&strip&like head 5404/5405, gimped(oth head 5605&horsehair yarn); chenille yarn (inc flock chenille yarn); loop waleyarn	50 381	240 348	105 057	691 792
56072100	Twine, abinder or baler twine, of sisal or other textile fibres of the genus agave	-	1	-	30
56072900	Twine/cordage/rope/cable; sisal/oth textile fibre genus agave, won plait, braid/rubber/plastic impregnate, coat, cover/sheath	52 079	378 108	141 737	1 066 200
56074100	Twine, abinder or baler twine, of polyethylene or polypropylene	30	387	357	2 491
56074900	Twine, cordage, rope, cable; poly-ethylene/propylene (ex binder/baler twine), won plait, braid/rubber/plastic impregnate, coat	175 442	824 889	331 548	2 037 251
56075010	V-belt cord, man-made fibre w/resorcinol formaldehyde; polyamide/tetrafluoro-ethylene yarn > 10,000 decitex, seal pump, valve	6 569	78 760	65 562	736 615
56075090	Twine, cordage, rope & cable of synthetic fibre, won plaited/braided/impregnate, cover/sheath w/rubber/plastic, o.t HS 56075010	17 330	98 767	131 046	633 938
56079010	Twine, cordage, ropes, cables, oth head no. 5607, won plaited, braided/impregnated w/rubber/plastics, of artificial fibres	-	5 701	-	6 484
56079021	Twine, cordage, ropes, cables, of Abaca (Manila hemp or Musa textilis Nee)	295	1 410	7 728	35 086
56079090	Twine, cordage, ropes, cables, other than of jute/oth textile bast fibres of head 53.03	35 898	127 682	69 155	213 247
56081100	Twine, cordage or rope; fishing nets, made up, of man made textile materials	110 098	858 687	840 575	6 157 005
56081920	Twine, cordage or rope, knotted netting, for other than fishing, of man-made textile materials, Net bags	4	200	10	322
56081990	Twine, cordage or rope, knotted netting, for other than fishing, of man-made textile materials, other than net bags	13 759	83 375	40 482	237 426
56089090	Twine, cordage or rope, knotted netting, for other than fishing, oth than man-made textile materials, oth than net bags	310	916	1 511	28 398
56090000	Yarn; articles of yarn, strip or the like of heading no. 5404 and 5405, twine, cordage, rope or cables nec or included	56 861	492 632	277 148	1 736 896
57011010	Prayer rugs made of wool or fine animal hair, knotted, whether or not made up	-	1 006	-	6 016
57011090	Carpets&other textile floor covering, knotted, whether or not made up, of wool/fine animal hair, other than prayer rugs	344	7 592	7 144	88 502
57019011	Prayer rugs made of cotton, knotted, whether or not made up	66	423	588	3 037
57019019	Carpets and other textile floor covering, knotted, whether or not made up, of cotton, other than prayer rugs	170	2 538	4 294	18 987
57019099	Carpet&oth textile floor covering, knotted, won made up, o.t of wool/fine animal hair/cotton/jute fibre, o.t prayer rugs	-	17 055	-	14 457

Tabel 3 : Ekspor Indonesia menurut Komoditi (Kode HS 8 digit)

Mei 2021

Kode H S	Uraian golongan barang	Berat bersih (Kg)		Nilai F.O.B. (U S \$)	
		Bulan ini	Kumulatif	Bulan ini	Kumulatif
(1)	(2)	(3)	(4)	(5)	(6)
57021000	Carpets and other textile floor coverings,Kelem, Schumacks, Karamanie and similar handwoven rugs	-	14 080	-	20 480
57022000	Carpets, floor coverings of coconut fibres (coir), woven	14 876	14 876	9 704	9 704
57023100	Carpets/oth textile floor coverings; woven/not tufted/flocked,of pile construction, not made up of wool/fine animal hair	-	1	-	173
57023910	Carpets/oth textile floor covering; woven/not tuft/flocked,of pile construction,not made up of cotton	34	36	182	190
57023920	Carpets/oth textile floor covering; woven/not tuft/flocked,of pile construction,not made up of jute fibres	-	112	-	1 281
57023990	Carpet/oth textile floor covering; woven/not tufted/flock,of pile construction,not made up,o.t HS 5702.31.00-5702.39.20	733	22 732	7 915	57 731
57024110	Prayer rugs of pile construction, woven/not tufted/flocked, made up of wool or fine animal hair	-	70	-	220
57024210	Prayer rugs of pile construction, woven/not tufted/flocked, made up of man-made textile materials	-	31 013	-	56 142
57024290	Carpets&other textile floor coverings of pile construction,woven,made up of man-made textile material,o.t prayer rugs	431 195	3 143 093	1 102 656	7 852 289
57024919	Carpets&other textile floor coverings of pile construction,woven/not tufted/flocked,made up of cotton,o.t prayer rugs	-	66	-	1 699
57024999	Carpet&textile floor cover,pile construct,woven,made up of o.t wool&fine animal hair/man-made/cotton/jute,o.t prayer rug	78	878	7 622	16 367
57025010	Carpets and other textile floor coverings, woven/not tufted/flocked,not of pile construction, not made up of cotton	-	39	-	50
57025090	Carpets & other textile floor coverings,woven,not of pile construction,not made up, other than of cotton and jute fibres	91	520	2 672	16 182
57029210	Prayer rugs, woven/not tufted/flocked, made of man-made textile materials, not of pile construction, made up	-	10	-	150
57029290	Carpet&oth textile floor coverings,woven,of man-made textile materials ,not of pile construction,made up, o.t prayer rug	380	1 546	3 913	17 671
57029919	Carpets&other textile floor coverings,woven/not tufted/flocked,of cotton,not of pile construction,made up,o.t prayer rug	-	2	-	1
57029920	Carpets & other textile floor coverings,of jute fibres ,not of pile construction,made up	900	7 254	5 850	47 151
57029999	Carpets&oth textile floor coverings,woven,o.t cotton&jute fibres ,not of pile construction,made up,other than prayer rug	550	569	786	1 013
57031010	Floor mats of a kind used for motor vehicles of heading 87.02, 87.03 or 87.04 of wool or fine animal hair, tufted	6	142	10	250
57031020	Prayer rugs of wool or fine animal hair, tufted	136	1 775	710	28 072
57031030	Flooring carpets of a kind used for motor vehicles of headings 87.02, 87.03 or 87.04 of wool or fine animal hair, tufted	-	87	-	786
57031090	Carpets and oth textile floor coverings, tufted,won made up, from wool or fine animal hair other than HS 5703.10.10-30	42	1 058	542	10 565
57032010	Prayer rugs from nylon or other polyamides, tufted	-	1	-	32
57032090	Carpets and oth textile floor coverings, tufted, won made up of nylon or other polyamides other than prayer rugs	82 160	460 350	260 566	1 790 713
57033010	Prayer rugs from other man-made textile materials, tufted	29 508	115 540	110 474	440 852
57033090	Carpets and other textile floor coverings, tufted, won made up, not prayer rugs of other man-made textile materials	228 921	1 971 562	687 803	5 288 228
57039019	Carpets and other textile floor coverings, tufted, whether or not made up, of cotton, other than prayer rugs	-	76	-	231
57039091	Floor mats of a kind used for motor vehicles of heading 87.02, 87.03 or 87.04,not made of cotton or jute fibres,tufted	-	25	-	140
57039093	Flooring carpets,used for motor vehicles of headings 87.02, 87.03 or 87.04 are not made of cott or jute fibres, tufted	78	4 037	1 276	26 282
57039099	Carpets&other textile floor coverings,tufted,won made up, not of cotton&jute fibres,o.t HS 5703.90.91-5703.90.93	6 057	38 560	6 507	46 080
57049000	Tiles, having a minimum surface area exceeding 1 m2, of felt, not tufted or flocked, whether or not made up	6 772	74 393	16 457	156 672

Tabel 3 : Ekspor Indonesia menurut Komoditi (Kode HS 8 digit)

Mei 2021

Kode H S	Uraian golongan barang	Berat bersih (Kg)		Nilai F.O.B. (U S \$)	
		Bulan ini	Kumulatif	Bulan ini	Kumulatif
(1)	(2)	(3)	(4)	(5)	(6)
57050011	Prayer rugs from cotton, other than heading 5701-5704	1 990	78 223	18 965	384 202
57050019	Carpets and other textile floor coverings, other than heading 5701-5704, whether or not made up, of cotton, o.t prayer rug	314	10 677	2 580	14 949
57050029	Carpets and other textile floor coverings, other than heading 5701-5704, of jute fibres, other than HS 5705.00.21	9 932	41 714	55 707	236 799
57050091	Prayer rugs, other than heading 5701-5704, other than of cotton or jute fibres	5 700	6 473	18 000	25 482
57050092	Nonwoven floor coverings, other than heading 5701-5704, used for motor vehicles of heading 8702, 8703 or 8704	66 342	361 395	584 325	3 197 721
57050099	Carpet&other textile floor coverings, o.t heading 5701-5704, o.t of cotton&jute fibres, o.t HS 5705.00.91-5705.00.92	31 845	192 793	331 350	1 864 622
58011090	Woven pile &chenille fabrics, o.t heading 58.02/58.06, of wool/fine animal hair not impregnated, coat, covered/laminated	0	18	4	537
58012190	Uncut weft pile fabrics, woven, other than heading 58.02/58.06, of cotton, other than impregnated, coated, covered/laminated	2	2	1	1
58012210	Woven pile fabrics, o.t heading 58.02/58.06, cut corduroy, impregnated, coated, covered or laminated, of cotton	0	1	5	20
58012290	Woven pile fabrics, o.t heading 58.02/58.06, cut corduroy, o.t impregnated, coated, covered/laminated, of cotton	262	886	10 418	61 220
58012790	Warp pile fabrics, woven, other than fabrics of heading 58.02/58.06, of cotton, o.t impregnated, coated, covered/laminated	-	10 357	-	71 939
58013710	Warp pile fabrics, woven, o.t fabrics of heading 58.02 or 58.06, of man-made fibres, impregnated, coated, covered/laminated	3 555	34 081	59 756	767 164
58013790	Warp pile fabrics, woven, o.t fabrics of heading 58.02/58.06, of man-made fibres, o.t impregnated, coated, covered/laminated	-	768	-	28 473
58019091	Woven pile &chenille fabrics, o.t head 58.02/58.06, impregnated, coat, cover, o.t of animal hair/cotton/man-made fibres/silk	-	2 270	-	638
58019099	Woven pile &chenille fabrics, o.t head 58.02/58.06, o.t impregnate, coat, cover, o.t of animal hair/cotton/man-made fibre/silk	741	5 558	814	59 409
58021100	Terry towelling and similar woven terry fabrics, other than narrow fabrics of heading 58.06, of cotton, unbleached	-	4	-	12
58021900	Terry towelling and similar woven terry fabrics, other than narrow fabrics of heading 58.06 of cotton, bleached	153	836	1 503	13 134
58022090	Terry towelling & similar woven terry fabrics, o.t narrow fabrics of heading 58.06, o.t of cotton/wool/fine animal hair	0	1	55	358
58023020	Tufted textile fabrics woven, other than products of heading 57.03, made of cotton or man-made fibres	-	193	-	3 765
58023090	Tufted textile fabrics, other than heading 57.03, other than HS 5802.30.10-5802.30.30	-	226	-	1 309
58030010	Gauze, other than narrow fabrics of heading 58.06, made of cotton	6	37	240	1 303
58030020	Gauze, other than narrow fabrics of heading 58.06, made of man-made fibres	5	5	19	19
58030090	Gauze, other than narrow fabrics of heading 58.06, other than made of cotton, man-made fibres, wool or fine animal hair	49	108 032	8 793	344 205
58041019	Tulles & other net fabrics, not including woven, knitted/crocheted fabrics, of silk, o.t impregnated, coated, covered/laminated	1	14	383	3 089
58041021	Tulles & other net fabrics, not including woven, knitted/crocheted fabrics, of cotton, impregnated, coated, covered/laminated	1	1	27	27
58041091	Tulles & other net fabrics, not including woven, knitted/crocheted fabrics, o.t of cotton/silk, impregnated, coated, covered	6	490	1	4 876

Tabel 3 : Ekspor Indonesia menurut Komoditi (Kode HS 8 digit)

Mei 2021

Kode H S	Uraian golongan barang	Berat bersih (Kg)		Nilai F.O.B. (U S \$)	
		Bulan ini	Kumulatif	Bulan ini	Kumulatif
(1)	(2)	(3)	(4)	(5)	(6)
58041099	Tulles&other net fabrics,not including woven,knitted/crocheted fabrics,o.t of cotton/silk,o.t impregnated,coated,covered	1	29 301	1	223 738
58042190	Mechanically made lace,o.t fabrics of headings 60.02-60.06,of man-made fibres,o.t impregnated, coated, covered/laminated	19 550	114 106	194 048	1 136 371
58042910	Mechanically made lace, o.t fabrics of headings 60.02- 60.06, o.t man-made fibres, impregnated,coated, covered/laminated	486	720	13 359	19 483
58042990	Mechanically made lace,o.t fabrics of heading 60.02- 60.06, o.t man-made fibres,o.t impregnated,coated,covered/laminated	48	768	2 469	11 950
58043000	Hand-made lace, in the piece, in strips or motifs, other than fabrics of headings 60.02 to 60.06	2 524	2 667	21 791	26 102
58050010	Hand-woven tapestries of the type Gobelins, Flanders, Aubusson, Beauvais &needle-worked tapestries,won made up,of cotton	1	8	52	101
58061020	Woven pile fabrics (including terry towelling & similar terry fabrics) & chenille fabrics, o.t heading 58.07, of cotton	-	52	-	519
58061090	Woven pile fabrics (incl. terry towelling & similar terry fabrics)&chenille fabrics,o.t heading 58.07,o.t of silk/cotton	7	55 011	27	188 044
58062010	Sports tape of a kind used to wrap sports equipment grips, containing by weight >= 5% of elastomeric yarn/rubber thread	14 470	147 526	557 648	5 422 220
58062090	Narrow woven fabrics o.t heading 58.07, containing by weight ?5% of elastomeric yarn/rubber thread, o.t HS 5806.20.10	61 870	350 659	843 207	5 194 528
58063110	Narrow woven fabrics of cotton,o.t heading 58.07,suit for manufacture of inked ribbons for typewriters/similar machines	-	17	-	257
58063190	Narrow woven fabrics of cotton, o.t heading 58.07, other than HS 5806.31.10-5806.31.30	10	1 544	10	17 896
58063210	Narrow woven fabric, o.t heading 58.07,of man-made fibre,for manufac inked ribbon for typewriter;safety seat belt fabric	101	112	808	1 599
58063240	Narrow woven fabrics of man-made fibres, o.t heading 58.07, backing of a kind used for electrical insulating paper	-	5	-	5
58063250	Narrow woven fabric of man-made fibrec, other than heading 58.07,ribbon used for making slide fasteners & width ? 12 mm	135	160	6 821	7 553
58063290	Narrow woven fabrics of man-made fibres, other than heading 58.07, other than HS 5806.32.10-5806.32.50	36 553	84 480	226 569	760 960
58063910	Narrow woven fabrics of silk, o.t woven pile fabrics/cont.weight ?5% of elastomeric yarn/rubber thread,o.t heading 58.07	64	438	2 148	16 471
58063992	Narrow woven fabric o.t of cotton/man-made fibres/silk o.t heading 58.07,suit for manufac inked ribbon for typewriter	-	31	-	639
58063993	Narrow woven fabric o.t of cotton/manmade fibre/silk o.t heading 58.07,ribbon used for make slide fastener&width ? 12 mm	1	1	1	2
58063999	Narrow woven fabric other than of cotton/manmade fibre/silk,other than heading 58.07,other than HS 5806.39.91-5806.39.93	31 028	269 563	122 657	1 122 839
58064000	Fabrics consisting of warp without weft assembled by means of an adhesive (bolducs),other than heading 58.07	-	202	-	5 269
58071000	Labels,badges&similar articles of textile materials,in the piece,in strips or cut to shape or size,not embroidered,woven	2 018	13 640	146 235	353 411
58079010	Labels,badges & similar articles of textile materials,in the piece,in strips/cut to shape/size,not embroidered,non woven	3	14	36	187
58079090	Label,badge&similar articles ,in piece,in strips/cut to shape/size,not embroidered,other than woven & nonwoven fabrics	2 190	6 635	38 994	213 617
58081010	Braids in the piece, combined with rubber thread	9	86	113	19 499
58081090	Braids in the piece, other than combined with rubber thread	15	47	52	557
58089090	Ornamental trimming in piece,w/o embroidery,o.t knitted/crocheted;tassels,pompons&similar,o.t combined w/ rubber thread	180	5 978	495	15 133
58090000	Woven fabrics of metal thread&of metallised yarn heading 56.05,used in apparel,as furnishing fabrics/similar purpose,nes	-	40	-	599

Tabel 3 : Ekspor Indonesia menurut Komoditi (Kode HS 8 digit)

Mei 2021

Kode H S	Uraian golongan barang	Berat bersih (Kg)		Nilai F.O.B. (U S \$)	
		Bulan ini	Kumulatif	Bulan ini	Kumulatif
(1)	(2)	(3)	(4)	(5)	(6)
58101000	Embroidery without visible ground, in the piece, in strips or in motifs	3	338	4	11 646
58109100	Embroidery; with visible ground, of cotton, in the piece, in strips or in motifs	143	11 791	6 013	96 547
58109200	Embroidery; with visible ground, of man-made fibres, in the piece, in strips or in motifs	7 045	28 368	185 644	581 180
58109900	Embroidery; with visible ground, other than cotton&man-made fibres, in the piece, in strips/in motifs	7 719	45 753	72 867	359 745
58110090	Quilt textile in piece,?1 layer of textile assemble w/padding by stitch,o.t embroidery head 58.10, o.t wool/fine/coarse	191	730	1 922	7 390
59011000	Textile fabrics coated with gum or amylaceous substances, of a kind used for the outer covers of books or the like	1 496	69 692	6 010	238 562
59019010	Tracing cloth	-	55	-	966
59019020	Prepared painting canvas	866	2 511	10 023	28 201
59019090	Buckram and similar stiffened textile fabrics of a kind used for hat foundations.	1 747	9 827	28 498	113 960
59021019	Tyre cord fabric or high tenacity yarn of nylon/other polyamides,of chafer fabric,rubberised, other than of nylon-6 yarn	5 478	57 999	83 960	731 675
59021091	Tyre cord fabric of high tenacity yarn of nylon/other polyamides, other than chafer fabric, rubberised, of nylon-6 yarn	557 807	3 875 829	2 947 114	18 382 568
59021099	Tyre cord fabric of high tenacity yarn of nylon/other polyamides, o.t chafer fabric, rubberised, o.t of nylon-6 yarn	-	2 930	-	8 779
59022099	Tyre cord fabric of high tenacity yarn of polyester,other than of chafer fabric, rubberised,other than containing cotton	1 090 584	4 662 357	2 495 507	11 119 980
59031010	Textile fabrics impregnated, coated, covered/laminated with poly(vinyl chloride), other than heading 59.02, interlining	57 094	242 439	180 562	910 265
59031090	Textile fabrics impregnated, coated, covered/laminated with poly(vinyl chloride),o.t heading 59.02, o.t interlining	7 568	261 859	37 429	1 621 894
59032000	Textile fabrics impregnated, coated, covered or laminated with polyurethane, other than those of heading 59.02	46 526	606 025	537 256	6 045 779
59039010	Canvas-type fabrics impregnated, coated, covered or laminated with nylon or other polyamides, o.t those of heading 59.02	19	109	380	2 305
59039090	Textile fabrics impregnated, coated, covered/laminated with plastics, o.t heading 59.02, o.t HS 5903.10.10-5903.90.10	22 372	329 123	161 231	1 403 510
59050010	Textile wall coverings of wool or fine or coarse animal hair	-	133	-	4 733
59050090	Textile wall coverings of other than wool or fine or coarse animal hair	11	2 444	132	38 609
59061000	Rubberised textile fabrics, adhesive tape of a width not exceeding 20 cm, other than those of heading 59.02	156 092	1 108 476	520 579	3 809 751
59069100	Rubberised textile fabrics, knitted or crocheted, o.t adhesive tape of a width not exceeding 20 cm and o.t heading 59.02	-	426	-	2 222
59069990	Rubberised textile fabrics, o.t heading 59.02/adhesive tape of a width?20cm/knitted/crocheted/rubber sheeting for hospital	36 648	493 593	190 495	1 920 956
59070040	Fabrics impregnated, coated or covered with flock velvet, the entire surface of which is covered with textile flock	2	8 512	63	6 658
59070090	Painted canvas being theatrical scenery, studio back-cloths or the like	-	30	-	225
59080010	Wicks, incandescent gas mantles	-	512	-	1 760
59080090	Tubular knitted gas mantle fabric therefor, whether or not impregnated	50 092	117 657	183 820	437 256
59090010	Textile hosepiping and similar textile tubing, with/without lining, armour/accessories of other materials, fire hoses	-	781	-	1 268
59090090	Textile hosepiping & similar textile tubing, with/without lining, armour/accessories of other materials o.t fire hoses	-	7	-	5
59100000	Transm/conveyor belts,of text material,won impregnated,coat,covered/laminate w/plastics,reinforced w/metal/oth material	-	275	-	4 396
59111000	Textile fabrics,felt&felt-lined woven fabrics,coat/cover w/ rubber,leather/oth,used for card clothing& technic purpose	1 835	2 543	9 327	12 030

Tabel 3 : Ekspor Indonesia menurut Komoditi (Kode HS 8 digit)

Mei 2021

Kode H S	Uraian golongan barang	Berat bersih (Kg)		Nilai F.O.B. (U S \$)	
		Bulan ini	Kumulatif	Bulan ini	Kumulatif
(1)	(2)	(3)	(4)	(5)	(6)
59112000	Bolting cloth, whether or not made up	3 962	20 647	259 263	1 355 251
59114000	Straining cloth of a kind used in oil presses or the like, including that of human hair	4	7 517	129	4 054
59119010	Textile products and articles, for technical uses, specified in Note 7 to this Chapter, gaskets and seals	840	924	21 385	26 671
59119090	Textile product&article,for technic use,specified in Note 7 this Chapter,o.t subheading 5911.10-5911.40,o.t gasket&seal	70 455	439 711	561 084	3 498 429
60011000	Long pile fabrics, knitted or crocheted	109 532	985 144	837 014	7 899 939
60012100	Looped pile fabrics of cotton, knitted or crocheted	12 541	132 458	165 218	1 455 281
60012200	Looped pile fabrics of man made fibres, knitted or crocheted	5 960	167 847	40 260	1 288 233
60012900	Looped pile fabrics of other than cotton and man-made fibres, knitted or crocheted	45	11 336	120	77 831
60019100	Pile fabrics, other than long pile fabrics and looped pile fabric, of cotton, knitted or crocheted	5 949	5 996	30 362	30 519
60019220	Pile fabrics of 100% polyester staple,width?63.5mm but?76.2mm,o.t long&looped pile,use in manufacture of paint rollers	10	330	22	2 639
60019290	Pile fabrics, o.t long&looped pile, of man-made fibre, knitted/crocheted, nec in sub heading 6001.92	21 660	107 053	88 953	523 275
60019911	Pile fabric o.t long&looped pile, o.t cotton/manmade fibre,unbleached,not mercerised,cont elastomeric yarn/rubber thread	1	1	1	1
60019919	Pile fabric o.t long&looped pile,o.t cotton/manmade fibre,unbleach,not mercerise,o.t cont elastomeric yarn/rubber thread	28 845	237 168	178 668	1 254 153
60019990	Pile fabric other than long&looped pile, other than of cotton/manmade fibre,other than unbleached/not mercerised	2	11 927	18	263 752
60024000	Knitted/crocheted fabrics width ?30 cm, containing by weight 5 % or more elastomeric yarn but not rubber thread	24	142	16	364
60029000	Knitted/crocheted fabrics width ? 30 cm, other than containing by weight 5%/more elastomeric yarn but not rubber thread	57 710	333 121	337 697	1 837 633
60032000	Knitted or crocheted fabrics of cotton,of a width not exceeding 30 cm, other than those of heading 60.01 or 60.02	103	107	1 557	1 610
60033000	Knitted/crocheted fabrics of synthetic fibres of a width not exceeding 30 cm,other than those of heading 60.01 or 60.02	225	401	2 212	6 825
60039000	Knitted or crocheted fabrics of a width not exceeding 30 cm,o.t heading 60.01 or 60.02,o.t subheading 6003.10-6003.40	-	41	-	303
60041010	Knitted/crocheted fabric of width>30 cm,contain by weight 5%-20% of elastomeric yarn,not contain rubber thread,o.t 60.01	4 186	8 493	35 331	156 751
60041090	Knitted/crocheted fabric of width>30 cm,o.t cont weight 5%-20% of elastomeric yarn,not cont rubber thread,o.t 60.01	195 578	1 418 910	1 215 147	7 088 910
60049000	Knitted/crocheted fabrics width > 30cm,contain weight ?5%of elastomeric yarn,contain rubber thread,o.t heading 60.01	78 972	387 748	728 331	3 627 389
60052100	Warp knit fabrics(include those made on galloon knitt machines),o.t headings 60.01-60.04 of cotton,unbleached/bleached	1	4 046	0	47 251
60052200	Warp knit fabrics (include those made on galloon knitting machines),other than headings 60.01-60.04, of cotton, dyed	17 077	27 963	306 874	399 543
60052300	Warp knit fabrics(include those made on galloon knit machines),o.t headings 60.01-60.04,of cotton yarns different colour	68	124	420	1 031
60053500	Warp knit fabrics specified in Subheading Note 1 to this Chapter, of synthetic fibres	-	0	-	1
60053610	Knitted swimwear fabrics of polyester&polybutylene terephthalate, polyester predominates by weight,unbleached/bleached	1	3	68	209
60053690	Warp knit fabric of synthetic fibre (incl made on galloon knit machine),o.t HS 6005.35.00-6005.36.10,unbleached/bleached	67 565	300 278	196 064	827 260
60053710	Knitted swimwear fabrics of polyester and polybutylene terephthalate in which polyester predominates by weight,dyed	-	1 686	-	10 573
60053790	Warp knit fabrics of synthetic fibres (include those made on galloon knit machines),o.t HS 6005.35.00-6005.37.10, dyed	1 092	87 970	15 014	729 146

Tabel 3 : Ekspor Indonesia menurut Komoditi (Kode HS 8 digit)

Mei 2021

Kode H S	Uraian golongan barang	Berat bersih (Kg)		Nilai F.O.B. (U S \$)	
		Bulan ini	Kumulatif	Bulan ini	Kumulatif
(1)	(2)	(3)	(4)	(5)	(6)
60053890	Warp knit fabric of synthetic fibre (incl made on galloon knit machine),of differ color yarn,o.t HS6005.35.00-6005.38.10	17 852	173 067	38 242	456 903
60053990	Warp knit fabrics of synthetic fibres (include made on galloon knit machine),o.t HS 6005.35.00-6005.39.10, printed	0	14	4	107
60054200	Warp knit fabrics (include those made on galloon knitt machines),o.t headings 60.01 to 60.04, of artificial fibres, dyed	-	1	-	5
60059090	Warp knit fabrics (incl made on galloon knitt machines),o.t head 60.01-60.04,n.e.c. 60.05, o.t of wool/fine animal hair	14 331	61 880	78 226	319 320
60061000	Fabrics; knitted or crocheted fabrics, other than those of headings 60.01 to 60.05, of wool or fine animal hair	25	441	204	25 289
60062100	Fabrics; knitted or crocheted fabrics, other than those of headings 60.01 to 60.05, of cotton, unbleached or bleached	4 925	51 275	58 651	591 519
60062200	Fabrics; knitted or crocheted fabrics, other than those of headings 60.01 to 60.05, of cotton, dyed	173 070	1 527 674	1 060 034	8 680 636
60062300	Fabrics; knitted or crocheted fabrics, o.t those of headings 60.01 to 60.05, of cotton, of yarns of different colours	881	6 563	6 962	55 962
60062400	Fabrics; knitted or crocheted fabrics, other than those of headings 60.01 to 60.05, of cotton, printed	7 384	31 015	69 193	315 899
60063110	Nylon fibre mesh of a kind used as backing material for mosaic tiles, unbleached or bleached	-	1 079	-	13 271
60063120	Knitted or crocheted fabrics, elastic (combined with rubber threads) of synthetic fibres, unbleached or bleached	28	46	241	268
60063190	Knitted or crocheted fabrics of synthetic fibres, unbleached or bleached, other than nylon fibres mesh and elastic	184 622	1 021 315	1 473 113	5 249 940
60063210	Nylon fibre mesh of a kind used as backing material for mosaic tiles, dyed	4	9	8	116
60063220	Knitted or crocheted fabrics, elastic (combined with rubber threads) of synthetic fibres, dyed	6 000	6 010	525	642
60063290	Knitted or crocheted fabrics of synthetic fibres, dyed, other than nylon fibres mesh and elastic	48 855	371 798	538 588	3 109 463
60063390	Knitted/crocheted fabrics synthetic yarns of different colours,other than elastic (combined with rubber threads)	84 199	526 343	490 950	2 962 839
60063490	Knitted or crocheted fabrics, of synthetic yarn, other than elastic (combined with rubber threads) yarns, printed	0	162	7	3 893
60064290	Knitted or crocheted fabrics of artificial fibres, dyed, other than elastic (combined with rubber threads)	63	373	470	1 441
60064410	Knitted or crocheted fabrics of elastic (combined with rubber threads) artificial fibres, printed	-	1 194	-	6 439
60069000	Fabrics; knitted or crocheted fabrics, n.e.c. 60.01 to 60.06	80 333	612 825	396 349	3 147 163
61012000	Men/boys' over/car-coat,cape,wind-cheater/jacket & similar,knitted/crocheted,oth heading 61.03,of cotton	138 257	443 886	1 938 110	6 149 495
61013000	Men/boys' over/car-coat,cape,wind-cheater/jacket & similar,knitted/crocheted,oth heading 61.03,of man-made fibres	154 344	494 884	2 721 321	8 725 519
61019000	Men/boys' over/car-coat,cape,wind-cheater/jacket & similar,knitted/crocheted,oth heading 61.03,of oth textile material	23 110	116 324	721 654	4 108 231
61021000	Women/girl over/car-coat,cape,wind-cheater/jacket &similar,knitted/crocheted,oth heading 61.04,of wool/fine animal hair	-	18 859	-	220 842
61022000	Women/girl over/car-coat,cape,wind-cheater/jacket &similar,knitted/crocheted,oth heading 61.04,of cotton	105 355	516 780	1 827 999	8 136 441
61023000	Women/girl over/car-coat,cape,wind-cheater/jacket &similar,knitted/crocheted,oth heading 61.04,of man-made fibres	82 244	256 306	1 405 244	4 700 837
61029000	Women/girl over/car-coat,cape,wind-cheater/jacket &similar,knitted/crocheted,oth heading 61.04,of oth textile material	25 076	314 376	486 274	5 146 492
61031000	Men's/boys' suits, knitted/crocheted	122 955	290 939	2 033 246	4 613 081
61032200	Men's/boys' ensembles knitted/crocheted, of cotton	34 594	316 114	661 355	6 392 436
61032300	Men's/boys' ensembles knitted/crocheted,of synthetic fibres	13 578	40 042	159 031	501 852

Tabel 3 : Ekspor Indonesia menurut Komoditi (Kode HS 8 digit)

Mei 2021

Kode H S	Uraian golongan barang	Berat bersih (Kg)		Nilai F.O.B. (U S \$)	
		Bulan ini	Kumulatif	Bulan ini	Kumulatif
(1)	(2)	(3)	(4)	(5)	(6)
61032900	Men's/boys' ensembles knitted/crocheted,of other textilematerials	24 126	121 152	779 064	2 988 257
61033100	Men's/boys' jackets & blazers,knitted/crocheted, of wool/fine animal hair	-	1	-	507
61033200	Men's/boys' jackets & blazers,knitted/crocheted, of cotton	26 193	206 906	599 156	3 445 370
61033300	Men's/boys' jackets & blazers,knitted/crocheted,of synteticfibres	33 258	153 332	1 480 806	4 477 928
61033990	Men's/boys' jacket&blazer,knitted/crocheted,of oth materialpos head 6103.	30 044	244 845	934 147	5 555 772
61034100	Men's/boys' trouser,bib & brace overall,breeche & short,knitted/crocheted,of wool/fine animal hair	-	15	-	152
61034200	Men's/boys' trouser,bib & brace overall,breeche & short,knitted/crocheted,of cotton	745 151	3 001 094	11 122 780	44 870 558
61034300	Men's/boys' trouser,bib & brace overall,breeche & short,knitted/crocheted,of synthetic fibres	231 441	1 353 533	5 094 681	29 935 657
61034900	Men's/boys' trouser,bib & brace overall,breeche & short,knitted/crocheted,of other textile materials	103 852	500 536	2 036 151	11 315 075
61041300	Women's or girls' suits,knitted or crocheted, of syntheticfibres	3 200	21 513	43 420	430 136
61041920	Women's or girls' suits,knitted or crocheted, of cotton	2 579	12 147	75 231	244 012
61041990	Women's or girls' suits,knitted/crocheted,of other textilematerials	27 281	267 298	178 318	2 961 734
61042200	Women's/girls' ensembles,knitted or crocheted, of cotton	4 828	105 217	111 901	2 102 752
61042300	Women's/girls' ensembles,knitted or crocheted, of syntheticfibres	2 601	27 348	128 902	730 056
61042900	Women's/girls' ensembles,knitted or crocheted, of othertextile materials	1 870	30 676	59 888	518 638
61043100	Women's/girls' jackets & blazers,knitted or crocheted, of wool or fine animal hair	18	43	5 449	68 212
61043200	Women's/girls' jackets & blazers,knitted or crocheted, of cotton	12 646	121 933	615 837	3 729 282
61043300	Women's/girls' jackets & blazers,knitted or crocheted, of synthetic fibres	12 311	76 018	469 439	2 233 355
61043900	Women's/girls' jackets & blazers,knitted or crocheted, of other textile materials	645	78 439	12 739	1 735 509
61044100	Women's/girls' dresses,knitted or crocheted,of wool or fineanimal hair	5 564	5 876	236 889	252 514
61044200	Women's/girls' dresses,knitted or crocheted, of cotton	303 924	2 636 678	4 166 672	44 862 926
61044300	Women's/girls' dresses,knitted or crocheted, of syntheticfibres	162 966	709 857	2 732 818	15 132 658
61044400	Women's/girls' dresses,knitted or crocheted, of artificial fibres	18 488	251 059	289 093	3 936 627
61044900	Women's/girls' dresses,knitted or crocheted, of other textile materials	167 495	2 125 619	973 099	18 420 589
61045100	Women's/girls' skrits & devided skrits,knitted/crocheted, of wool or fine animal hair	-	172	-	11 420
61045200	Women's/girls' skrits & devided skrits,knitted/crocheted, of cotton	6 507	137 977	131 104	2 146 670
61045300	Women's/girls' skrits & devided skrits,knitted/crocheted, of synthetic fibres	148 828	834 265	1 582 392	9 131 802
61045900	Women's/girls' skrits & devided skrits,knitted/crocheted, of other textile materials	24 384	95 635	440 027	1 959 428
61046100	Women's/girls' trouser,bib & brace overall,breeches& short,knitted/crocheted,of wool or fine animal hair	2	1 379	491	27 985
61046200	Women's/girls' trouser,bib & brace overall,breeches& short,knitted/crocheted,of cotton	2 255 836	9 643 977	39 202 351	159 513 263
61046300	Women's/girls' trouser,bib & brace overall,breeches& short,knitted/crocheted,of synthetic fibres	324 401	2 517 560	7 031 767	55 739 516
61046900	Women's/girls' trouser,bib & brace overall,breeches& short,knitted/crocheted,of other textile materials	210 845	1 155 465	4 415 943	23 879 617
61051000	Men's or boys' shirts, knitted or crocheted, of cotton	177 775	813 012	3 029 504	15 030 919
61052010	Men's or boys' shirts, knitted or crocheted, of syntheticfibres	47 057	429 900	1 066 207	10 843 646
61052020	Men's or boys' shirts, knitted or crocheted, of artificialfibres	45 648	215 149	987 144	5 311 816
61059000	Men's or boys' shirts, knitted or crocheted, of othertextile materials	70 059	389 260	435 187	2 389 265

Tabel 3 : Ekspor Indonesia menurut Komoditi (Kode HS 8 digit)

Mei 2021

Kode H S	Uraian golongan barang	Berat bersih (Kg)		Nilai F.O.B. (U S \$)	
		Bulan ini	Kumulatif	Bulan ini	Kumulatif
(1)	(2)	(3)	(4)	(5)	(6)
61061000	Women's or girls' blouses, shirts & shirt-blouses, knitted/crocheted, of cotton	380 203	2 078 655	6 241 995	35 852 508
61062000	Women's or girls' blouses, shirts & shirt-blouses, knitted/crocheted, of man-made fibres	63 440	466 074	1 714 920	9 834 321
61069000	Women's or girls' blouses, shirts & shirt-blouses, knitted/crocheted, of other textile materials	17 457	368 196	359 552	8 994 840
61071100	Men's or boys' underpants and briefs, knitted or crocheted, of cotton	55 112	318 491	1 439 472	6 139 820
61071200	Men's or boys' underpants and briefs, knitted or crocheted, of man-made fibres	60 931	289 428	1 513 205	8 362 798
61071900	Men's or boys' underpants and briefs, knitted or crocheted, of other textile materials	12 114	255 268	270 384	6 065 920
61072100	Men's or boys' nightshirts & pyjamas, knitted or crocheted, of cotton	16 628	41 524	263 955	661 353
61072200	Men's or boys' nightshirts & pyjamas, knitted or crocheted, of man-made fibres	-	9 342	-	347 850
61072900	Men's or boys' nightshirts & pyjamas, knitted or crocheted, of other textile materials	194	846	9 030	13 148
61079100	Men's or boys' bathrobes, dressing gowns & similar articles, knitted or crocheted, of cotton	63 138	410 056	300 782	2 455 635
61079900	Men's or boys' bathrobes, dressing gowns & similar articles, knitted or crocheted, of other textile materials	1 584	2 915	13 559	42 049
61081100	Women's or girls' slippers and petticoats, knitted/crocheted, of man-made fibres	625	25 026	49 453	626 558
61081930	Women's or girls' slippers and petticoats, knitted/crocheted, of cotton	1 182	18 844	268 777	1 952 075
61081940	Women's or girls' slippers and petticoats, knitted/crocheted, of silk	-	1	-	232
61081990	Women's or girls' slippers and petticoats, knitted/crocheted, of other textile materials	1 934	119 783	103 102	2 098 421
61082100	Women's or girls' briefs and panties, knitted/crocheted, of cotton	17 223	79 224	499 587	2 760 711
61082200	Women's or girls' briefs and panties, knitted/crocheted, of man-made fibres	111 037	723 957	5 562 667	32 928 341
61082900	Women's or girls' briefs and panties, knitted/crocheted, of other textile materials	20 556	292 370	389 354	4 719 910
61083100	Women's or girls' nightdresses & pyjamas, knitted/crocheted, of cotton	41 504	215 528	726 956	3 875 516
61083200	Women's or girls' nightdresses & pyjamas, knitted/crocheted, of man-made fibres	39 421	242 417	1 309 992	5 802 281
61083900	Women's or girls' nightdresses & pyjamas, knitted/crocheted, of other textile materials	1 555	17 021	34 775	420 377
61089100	Women's/girls' negligees, bathrobe, dressing gown & similar articles, knitted/crocheted, of cotton	21 968	163 774	474 778	3 064 253
61089200	Women's/girls' negligees, bathrobe, dressing gown & similar articles, knitted/crocheted, of man-made fibres	24 292	110 424	606 338	2 019 031
61089900	Women's/girls' negligees, bathrobe, dressing gown & similar articles, knitted/crocheted, of other textile materials	972	7 801	62 100	216 424
61091010	T-shirts, singlets and other vests, knitted or crocheted, of cotton, for men or boys	653 515	6 076 390	5 013 956	57 194 882
61091020	T-shirts, singlets and other vests, knitted or crocheted, of cotton, for women or girls	263 420	2 929 955	5 652 194	56 484 002
61099010	T-shirts, singlets and other vests, knitted or crocheted, for men or boys, of ramie, linen or silk	126 223	554 181	2 126 638	10 109 552
61099020	T-shirts, singlets and other vests, knitted or crocheted, for men or boys, of other textile materials	359 396	1 964 852	7 286 840	43 233 770
61099030	T-shirts, singlets and other vests, knitted or crocheted, for women or girls, of other textile materials	314 048	2 469 870	6 111 681	40 781 605
61101100	Jerseys, pullovers, cardigans, waistcoats & similar articles, knitted or crocheted, of wool	8 389	12 646	153 571	294 613
61101200	Jerseys, pullovers, cardigans, waistcoats & similar articles, knitted or crocheted, of Kashmir (cashmere) goats	-	4 765	-	138 614

Tabel 3 : Ekspor Indonesia menurut Komoditi (Kode HS 8 digit)

Mei 2021

Kode H S	Uraian golongan barang	Berat bersih (Kg)		Nilai F.O.B. (U S \$)	
		Bulan ini	Kumulatif	Bulan ini	Kumulatif
(1)	(2)	(3)	(4)	(5)	(6)
61101900	Jerseys,pullovers,cardigans,waistcoats & similar articles,knitted or crocheted, of other fine animal hair	795	143 508	4 211	2 663 202
61102000	Jerseys,pullovers,cardigans,waistcoats & similar articles,of cotton	3 079 779	15 085 152	49 537 108	259 598 814
61103000	Jerseys,pullovers,cardigans,waistcoats & similar articles,of man-made fibres	656 952	3 958 643	14 489 647	77 987 569
61109000	Jerseys,pullovers,cardigans,waistcoats & similar articles,of other textile materials	128 792	1 120 586	3 029 146	25 192 756
61112000	Babies' garments and clothing accessories, knitted or crocheted, of cotton	526 769	2 535 240	10 773 772	54 106 836
61113000	Babies' garments and clothing accessories, knitted or crocheted, of synthetic fibres	74 543	384 134	1 628 513	9 418 519
61119010	Babies' garments and clothing accessories, knitted or crocheted, of wool or fine animal hair	10	14 318	15	49 405
61119090	Babies' garments and clothing accessories, knitted or crocheted, of other textile materials	27 001	341 857	594 165	7 522 977
61121100	Track suits, knitted or crocheted, of cotton	12 590	43 898	344 970	1 126 751
61121200	Track suits, knitted or crocheted, of synthetic fibres	24 428	149 523	856 671	3 880 591
61121900	Track suits, knitted or crocheted, of other textile materials	12 456	19 169	52 429	147 436
61122000	Ski suits, knitted or crocheted	-	418	-	13 309
61123100	Men's or boys' swimwear, knitted or crocheted, of synthetic fibres	325	1 852	23 467	118 377
61123900	Men's or boys' swimwear, knitted or crocheted, of other textile materials	18 343	282 766	272 441	6 380 625
61124110	Mastectomy Swimwear (post breast surgery swimwear), of synthetic fibres	54 877	884 371	2 304 730	28 633 227
61124190	Other women's or girls' swimwear, of synthetic fibres	76 736	864 081	2 499 310	32 479 353
61124910	Mastectomy Swimwear (post breast surgery swimwear), of other textile materials	1 995	18 833	52 528	493 075
61124990	Other women's or girls' swimwear, of other textile materials	2 247	20 620	141 792	1 114 510
61130010	Divers' suit (wetsuit), made up of knitted/crocheted fabrics of heading 59.03, 59.06 or 59.07	6	224	918	7 664
61130040	Other protective work garments, made up of knitted/crocheted fabrics of heading 59.03, 59.06 or 59.07	-	0	-	24
61130090	Other garments, made up of knitted or crocheted fabrics of heading 59.03, 59.06 or 59.07	4 796	39 501	142 619	1 143 667
61142000	Garments; of cotton, knitted or crocheted, n.e.c. in chapter 61	45 983	493 278	814 553	8 493 866
61143020	Garments used for protection from fire of man-made fibres, knitted or crocheted	28 997	98 931	765 359	2 700 947
61143090	Other garments, knitted or crocheted, of man-made fibres	81 115	568 379	2 255 701	13 809 007
61149090	Other garments, knitted/crocheted, of other textile materials (excl. wool or fine animal hair)	153 986	531 914	1 131 418	6 368 525
61151010	Stockings for varicose veins, of synthetic fibres, knitted or crocheted	-	1	-	20
61151090	Other graduated compression hosiery, exc stockings for varicose veins, of synthetic fibres, knitted or crocheted	30	14 903	433	170 500
61152100	Hosiery; panty hose and tights (other than graduated compression hosiery), of synthetic fibres, measuring per single yarn less than 67 decitex, knitted or crocheted	22	9 064	1 211	509 595
61152200	Hosiery; panty hose and tights (other than graduated compression hosiery), of synthetic fibres, measuring per single yarn 67 decitex or more, knitted or crocheted	24	592	1 493	32 355
61152910	Other panty hose and tights, knitted/crocheted, of cotton	207 268	978 117	2 555 606	12 150 729
61152990	Other panty hose and tights, knitted/crocheted, of other textile material (excl. cotton)	516	8 772	26 656	170 864
61153010	Other women full-length/knee-length hosiery, knitted/crocheted, measuring per single yarn < 67 decitex, of cotton	-	190	-	10 780
61153090	Other women full-length/knee-length hosiery, knitted/crocheted, measuring per single yarn < 67 decitex, of other textile material	19	499	95	1 724

Tabel 3 : Ekspor Indonesia menurut Komoditi (Kode HS 8 digit)

Mei 2021

Kode H S	Uraian golongan barang	Berat bersih (Kg)		Nilai F.O.B. (U S \$)	
		Bulan ini	Kumulatif	Bulan ini	Kumulatif
(1)	(2)	(3)	(4)	(5)	(6)
61159400	Footwear without applied soles , knitted/crocheted of wool or fine animal hair	-	470	-	604
61159500	Footwear without applied soles, knitted/crocheted of cotton measure per single yarn >=67 decitex, of cotton	270 382	1 944 754	2 975 794	22 118 333
61159600	Footwear without applied soles , knitted/crocheted of synthetic fibres	13 049	106 602	248 178	1 807 342
61159900	Footwear without applied soles , knitted/crocheted of oth textile materials	31 779	138 039	515 883	2 343 418
61161010	Divers' gloves, knitted or crocheted, Impregnated, coated or covered with plastics or rubber	65 645	256 915	357 214	1 321 020
61161090	Other gloves, mittens and mitts, knitted or crocheted, impregnated, coated or covered with plastics or rubber	15 937	148 282	935 170	5 718 281
61169100	Glove, mitten & mitt, knitted/crocheted, not impregnated & coated/covered with plastics or rubber, of wool/fine animal hair	677	983	21 188	46 613
61169200	Glove, mitten & mitt, knitted/crocheted, not impregnated & coated/covered with plastics or rubber, of cotton	15 052	94 029	51 800	379 961
61169300	Glove, mitten & mitt, knitted/crocheted, not impregnated & coated/covered with plastics or rubber, of synthetic fibres	113 768	722 072	3 621 600	19 173 464
61169900	Glove, mitten & mitt, knitted/crocheted, not impregnated & coated/covered with plastics or rubber, of textile materials	577 511	3 534 341	1 304 999	6 304 452
61171010	Shawls, scarves, mufflers, mantillas, veils & the like, knitted/crocheted, of cotton	12 762	60 080	96 510	811 663
61171090	Shawls, scarves, mufflers, mantillas, veils & the like, knitted/crocheted, of other textile materials	6 117	59 301	24 996	370 704
61178011	Ties, bow ties & cravats, knitted/crocheted, of wool or fine animal hair	-	138	-	567
61178019	Ties, bow ties & cravats, knitted/crocheted, of other textile materials	874	26 005	49 981	1 800 985
61178020	Wrist bands, knee bands or ankle bands, knitted/crocheted	39	2 483	2 000	13 267
61178090	Other made up clothing accessories, knitted or crocheted	18 282	88 286	288 320	1 034 085
61179000	Parts of garments or of clothing accessories, knitted or crocheted	2	2 866	2	26 763
62011100	Men/boys' overcoat, raincoat, car-coat, cape, cloak & similar articles, oth those of heading 62.03, of wool/fine animal hair	4 368	27 295	458 474	2 318 684
62011200	Men/boys' overcoat, raincoat, car-coat, cape, cloak & similar articles, oth those of heading 62.03, of cotton	4 782	49 869	155 953	1 318 300
62011300	Men/boys' overcoat, raincoat, car-coat, cape, cloak & similar articles, oth those of heading 62.03, of man-made fibres	90 298	372 239	3 993 191	16 701 105
62011910	Men/boys' overcoat, raincoat, car-coat, cape, cloak & similar articles, oth those of heading 62.03, of silk	-	14 456	-	301 490
62011920	Men/boys' overcoat, raincoat, car-coat, cape, cloak & similar articles, oth those of heading 62.03, of ramie	20 605	40 599	775 666	1 485 388
62011990	Men/boys' overcoat, raincoat, car-coat, cape, cloak & similar articles, oth those of heading 62.03, of oth textile material	356 921	1 128 716	14 580 442	46 801 550
62019100	Men/boys' anorak (incl ski-jacket), wind-cheater, wind-jacket & similar articles, oth head 62.03, of wool/fine animal hair	6	463	298	28 796
62019200	Men/boys' anorak (incl ski-jacket), wind-cheater, wind-jacket & similar articles, oth head 62.03, of cotton	38 857	775 471	319 626	7 895 828
62019300	Men/boys' anorak (incl ski-jacket), wind-cheater, wind-jacket & similar articles, oth head 62.03, of man-made fibres	214 181	761 837	9 618 455	30 433 797
62019990	Men/boys' anorak (incl ski-jacket), wind-cheater, wind-jacket & similar articles, oth head 62.03, of other textile material	6 506	40 897	282 436	1 466 590
62021100	Women/girls' overcoat, raincoat, car-coat, cape, cloak & similar articles, oth those of heading 62.04, of wool/fine animal hair	2 816	9 838	300 433	1 006 375

Tabel 3 : Ekspor Indonesia menurut Komoditi (Kode HS 8 digit)

Mei 2021

Kode H S	Uraian golongan barang	Berat bersih (Kg)		Nilai F.O.B. (U S \$)	
		Bulan ini	Kumulatif	Bulan ini	Kumulatif
(1)	(2)	(3)	(4)	(5)	(6)
62021200	Women/girls' overcoat, raincoat, car-coat, cape, cloak&similararticles, oth those of heading 62.04, of cotton	4 638	9 697	95 596	189 767
62021300	Women/girls' overcoat, raincoat, car-coat, cape, cloak&similararticles, oth those of heading 62.04, of man-made fibres	43 684	178 487	1 512 447	8 116 145
62021910	Women/girls' overcoat, raincoat, car-coat, cape, cloak&similararticles, oth those of heading 62.04, of silk	3	17 005	1 576	451 774
62021990	Women/girls' overcoat, raincoat, car-coat, cape, cloak&similararticles, oth those of heading 62.04, of oth textile material	98 222	347 412	1 567 861	6 414 256
62029200	Women/girls' anorak (incl ski-jacket),wind-cheater&jacket,& similar articles,oth head 62.04, of cotton	10 276	24 945	257 334	666 498
62029300	Women/girls' anorak (incl ski-jacket),wind-cheater&jacket,& similar articles,oth head 62.04, of man-made fibres	211 183	634 231	5 892 052	16 739 529
62029990	Women/girls' anorak (incl ski-jacket),wind-cheater&jacket,& similar articles,oth head 62.04,of other textile material	10 091	29 366	328 162	1 471 189
62031100	Men's or boys' suits, of wool or fine animal hair	27 880	295 798	556 126	4 700 348
62031200	Men's or boys' suits, of synthetic fibres	24 351	245 006	668 473	4 523 534
62031911	Men's or boys' suits, of cotton, printed by traditional batik process	301	10 627	2 331	201 565
62031919	Men's or boys' suits,of cotton, not printed by traditional batik process	3 726	41 013	53 521	985 664
62031921	Men's or boys' suits, of silk, printed by traditional batik process	2 233	44 226	63 858	1 119 466
62031929	Men's or boys' suits,of silk, not printed by traditional batik process	340	4 165	6 518	69 742
62031990	Men's or boys' suits,of other textile material (exc. cotton& silk)	101 950	790 549	3 201 360	19 417 337
62032290	Men's or boys' ensemble, of cotton, not printed by traditional batik process	105	7 042	1 668	150 133
62032990	Men's or boys' ensemble, of other textile materials exc. wool or fine animal hair	-	1 784	-	2 236
62033100	Men's or boys' jackets & blazers, of wool/fine animal hair	10 133	63 460	532 671	3 117 083
62033210	Men's or boys' jackets & blazers, of cotton, printed by traditional batik process	2 466	2 528	12 411	13 836
62033290	Men's or boys' jackets & blazers, of cotton,not printed by traditional batik process	50 467	466 757	1 510 906	11 432 881
62033300	Men's or boys' jackets & blazers, of synthetic fibres	67 972	520 995	1 474 826	9 358 106
62033900	Men's or boys' jackets & blazers,of other textile materialsexc.wool/fine animal hair,cotton&synthetic fibres	178 023	620 366	6 695 645	22 873 068
62034100	Men's or boys' trouser,bib & brace overall,breeche & short(oth swimwear) of wool/fine animal hair	8 841	42 097	592 672	2 103 857
62034210	Men's or boys' bibs & brace overalls, of cotton	1 651	31 368	83 183	1 092 209
62034290	Men's or boys' trousers, breeches & shorts (oth swimwear),of cotton	1 285 481	5 734 131	20 642 468	97 270 794
62034300	Men's or boys' trouser,bib & brace overall,breeche & shorts(oth swimwear), of synthetic fibres	349 362	2 615 175	10 964 080	78 013 832
62034910	Men's or boys' trouser,bib & brace overall,breeche & shorts(oth swimwear), of silk	10 770	156 914	510 102	6 069 403
62034990	Men's or boys' trouser,bib & brace overall,breeche & shorts(oth swimwear) of other textile materials except silk	284 598	3 364 686	2 778 633	16 748 866
62041100	Women's or girls' suits, of wool or fine animal hair	5 318	5 587	107 071	116 531
62041210	Women's or girls' suits, of cotton, printed by traditional batik process	2	275	78	1 048
62041290	Women's or girls' suits, of cotton, not printed bytraditional batik process	51 147	243 241	1 180 141	6 479 786
62041300	Women's or girls' suits, of synthetic fibres	14 345	148 647	364 042	3 900 368
62041911	Women's or girls' suits, of silk, printed by traditional batik process	-	33	-	87
62041919	Women's or girls' suits, of silk,not printed by traditional batik process	11 560	74 785	250 682	1 373 517
62041990	Women's or girls' suits, of other textile materials exceptsilk	28 615	292 918	1 715 464	8 592 004
62042100	Women's or girls' ensembles, of wool or fine animal hair	-	372	-	6 210

Tabel 3 : Ekspor Indonesia menurut Komoditi (Kode HS 8 digit)

Mei 2021

Kode H S	Uraian golongan barang	Berat bersih (Kg)		Nilai F.O.B. (U S \$)	
		Bulan ini	Kumulatif	Bulan ini	Kumulatif
(1)	(2)	(3)	(4)	(5)	(6)
62042210	Women's or girls' ensembles, of cotton, printed by traditional batik process	-	1 888	-	59 836
62042290	Women's or girls' ensembles, of cottons, not printed by traditional batik process	-	47 041	-	65 324
62042300	Women's or girls' ensembles, of synthetic fibres	50	680	921	21 852
62042990	Women's or girls' ensembles, of other textile material except silk	10 977	72 479	604 966	4 280 868
62043100	Women's or girls' jackets and blazers, of wool/fine animal hair	1 902	25 180	172 076	1 457 048
62043290	Women's or girls' jackets and blazers, of cotton, not printed by traditional batik process	12 458	103 488	410 289	3 595 489
62043300	Women's or girls' jackets and blazers, of synthetic fibres	99 416	366 363	2 462 151	9 168 572
62043911	Women's or girls' jackets and blazers, of silk, printed by traditional batik process	-	118	-	1 445
62043919	Women's or girls' jackets and blazers, of silk, not printed by traditional batik process	-	272	-	3 601
62043990	Women's or girls' jackets and blazers, of other textile materials except silk	3 714	29 514	89 071	932 884
62044100	Women's or girls' dresses, of wool or fine animal hair	0	834	74	69 999
62044210	Women's or girls' dresses, of cotton, printed by traditional batik process	1 093	11 965	51 046	445 662
62044290	Women's or girls' dresses, of cotton, not printed by traditional batik process	205 867	1 721 067	4 953 573	38 858 523
62044300	Women's or girls' dresses, of synthetic fibres	173 316	1 735 788	5 659 575	54 882 191
62044400	Women's or girls' dresses, of artificial fibres	128 938	1 367 168	3 536 416	36 431 327
62044910	Women's or girls' dresses, of other textile material, printed by traditional batik process	1 473	5 891	43 756	337 620
62044990	Women's or girls' dresses, of other textile material, not printed by traditional batik process	112 959	1 020 822	3 032 538	21 143 174
62045100	Women's or girls' skirts and divided skirts, of wool or fine animal hair	335	9 054	22 149	551 399
62045210	Women's or girls' skirts and divided skirts, of cotton, printed by traditional batik process	1 453	2 478	65 365	113 731
62045290	Women's or girls' skirts and divided skirts, of cotton, not printed by traditional batik process	89 402	449 654	2 294 260	11 814 441
62045300	Women's or girls' skirts and divided skirts, of synthetic fibres	89 701	454 137	2 039 055	12 537 232
62045910	Women's or girls' skirts and divided skirts, of other textile materials, printed by traditional batik process	78	2 147	8 484	94 715
62045990	Women's or girls' skirts and divided skirts, of other textile materials, not printed by traditional batik process	23 560	337 669	483 295	6 533 783
62046100	Women's/girls' trouser, bib & brace overall, breeche & short, (other swimwear), of wool or fine animal hair	90	16 876	7 495	770 481
62046200	Women's/girls' trouser, bib & brace overall, breeche & short, (other swimwear), of cotton	439 814	3 214 476	8 990 177	66 600 056
62046300	Women's/girls' trouser, bib & brace overall, breeche & short, (other swimwear), of synthetic fibres	191 218	2 012 137	5 204 238	50 399 579
62046900	Women's/girls' trouser, bib & brace overall, breeche & short, (other swimwear), of other textile materials	330 543	2 676 264	5 617 463	49 087 343
62052010	Men's or boys' shirts, of cotton, printed by traditional batik process	100	333	125	6 294
62052020	Men's or boys' shirts, of cotton, barong tagalog	103	4 362	2 105	122 601
62052090	Men's or boys' shirts, of cotton, not printed by traditional batik process or barong tagalog	338 901	2 178 466	9 076 475	57 541 010
62053010	Men's or boys' shirts, of man-made fibres, barong tagalog	3 816	58 970	93 546	749 361
62053090	Men's or boys' shirts, of man-made fibres, other than barong tagalog	149 395	1 464 183	3 075 724	30 092 555
62059010	Men's or boys' shirts, of wool or fine animal hair	1 440	5 178	63 037	217 109
62059091	Men's/boys' shirts, of other textile materials except wool/fine animal hair, printed by traditional batik process	11 848	56 916	391 017	1 916 344
62059099	Men/boy shirt, of other textile material except wool/fine animal hair, not printed by traditional batik process/barong tagalog	65 477	412 423	1 340 894	9 646 500

Tabel 3 : Ekspor Indonesia menurut Komoditi (Kode HS 8 digit)

Mei 2021

Kode H S	Uraian golongan barang	Berat bersih (Kg)		Nilai F.O.B. (U S \$)	
		Bulan ini	Kumulatif	Bulan ini	Kumulatif
(1)	(2)	(3)	(4)	(5)	(6)
62061010	Women's or girls' blouses,shirts and shirt-blouses,of silk/silk waste, printed by traditional batik process	-	1	-	16
62061090	Women's or girls' blouses,shirts and shirt-blouses,of silk/silk waste,not printed by traditional batik process	44 759	152 763	991 567	4 034 105
62062000	Women's or girls' blouses,shirts and shirt-blouses,of wool or fine animal hair	-	13 048	-	329 874
62063010	Women's or girls' blouses,shirts & shirt-blouses,of cotton,printed by traditional batik process	809	37 859	60 348	1 120 547
62063090	Women's or girls' blouses,shirts & shirt-blouses,of cotton,not printed by traditional batik process	186 109	906 439	5 385 219	29 302 191
62064000	Women's or girls' blouses,shirts & shirt-blouses,of man-made fibres	590 744	4 090 019	16 293 521	114 966 504
62069000	Women's or girls' blouses,shirts & shirt-blouses,of other textile materials	35 181	314 814	777 298	9 841 660
62071100	Men's or boys' underpants and briefs, of cotton	52 133	286 092	992 497	5 791 887
62071900	Men's or boys' underpants and briefs, of other textile materials	133	17 601	2 554	234 627
62072110	Men's or boys' nightshirts and pyjamas, of cotton, printed by traditional batik process	-	34	-	1 365
62072190	Men's or boys' nightshirts and pyjamas, of cotton, not printed by traditional batik process	2 525	96 164	62 399	1 384 052
62072200	Men's or boys' nightshirts and pyjamas, of man-made fibres	79	17 113	2 885	246 673
62072990	Men's or boys' nightshirt & pyjamas, of other textile materials exc silk/cotton/man-made fibres	89	3 976	3 005	69 821
62079100	Men's or boys' singlet & oth vest,bathrobe,dressing gown & similar articles, of cotton	19 690	51 567	355 658	1 011 108
62079910	Men's or boys' singlet & oth vest,bathrobe,dressing gown & similar articles, of man-made fibres	959	27 044	61 022	1 232 667
62079990	Men/boy singlet&oth vest,bathrobe,dressing gown&similar,of oth textile materials exc cotton/silk/man-made fibres	47 923	267 566	317 419	1 616 666
62081100	Women's or girls' slips and petticoats, of man-made fibres	20 913	296 059	429 718	5 966 678
62081900	Women's or girls' slips and petticoats, of other textile materials	52 288	400 738	349 245	5 813 218
62082110	Women's or girls' nightdresses & pyjamas,of cotton,printed by traditional batik process	-	1 474	-	43 987
62082190	Women's or girls' nightdresses & pyjamas,of cotton, not printed by traditional batik process	3 732	80 617	109 528	2 703 321
62082200	Women's or girls' nightdresses and pyjamas,of man-made fibres	60 882	358 775	2 211 106	14 072 321
62082990	Women's or girls' nightdresses and pyjamas,of other textile materials,not printed by traditional batik process	6 762	71 532	101 464	1 615 388
62089110	Women/girl singlet&oth vest,brief,party,negligee,bathrobe,&similar,of cotton,printed by traditional batik process	-	1 681	-	23 892
62089190	Women/girl singlet&oth vest,brief,party,negligee,bathrobe,&similar,of cotton,not printed by traditional batik process	370	32 918	8 810	1 174 864
62089210	Women/girl singlet&oth vest,brief,party,negligee,bathrobe,&similar,of man-made fibres,printed by traditional batik	2	652	172	19 577
62089290	Women/girl singlet&oth vest,brief,party,negligee,bathrobe,&similar,of man-made fibres,not printed by traditional batik	10 860	88 804	254 871	2 080 672
62089910	Women/girl singlet&oth vest,brief,party,negligee,bathrobe,&similar,of wool/fine animal hair	2	52	21	1 918
62089990	Women/girl singlet&oth vest,brief,party,negligee,bathrobe,&similar,of other textile materials exc wool/fine animal hair	12 093	26 424	333 960	617 954
62092030	Babies's t-shirts, shirts, pyjamas and similar articles, of cotton	45 621	386 979	631 456	2 269 183
62092040	Babies's suits, pants and similar articles, of cotton	71 912	332 773	443 300	1 930 229
62092090	Other babies's garment & clothing accessories (exc t-shirt,shirt,pyjama,suit,pant&similar articles),of cotton	14 701	94 213	436 776	3 126 949
62093010	Babies's suits, pants and similar articles, of synthetic fibres	10 146	119 780	125 263	3 153 481

Tabel 3 : Ekspor Indonesia menurut Komoditi (Kode HS 8 digit)

Mei 2021

Kode H S	Uraian golongan barang	Berat bersih (Kg)		Nilai F.O.B. (U S \$)	
		Bulan ini	Kumulatif	Bulan ini	Kumulatif
(1)	(2)	(3)	(4)	(5)	(6)
62093030	Babies's t-shirts, shirts, pyjamas and similar articles, of synthetic fibres	2 690	26 660	104 539	283 598
62093040	Babies's clothing accessories of synthetic fibres	644	4 095	1 918	15 624
62093090	Other babies's garment & clothing accessories (exc t-shirt, shirt, pyjama, suit, pant & similar articles), of synthetic fibres	1 316	9 257	21 729	233 218
62099000	Babies' garments and clothing accessories, of other textile materials	2 050	44 242	33 796	956 168
62101011	Garments used for protection from chemical substances, radiation or fire, of fabrics of heading 56.02 or 56.03	-	39	-	751
62101019	Other protective work garment (exc used for protection from chemical substance, radiation/fire), of fabric head 5602/5603	44 022	190 104	389 444	1 492 239
62101090	Garments of fabrics of heading 56.02 or 56.03, other than protective work garments	59 227	568 240	559 576	4 412 953
62102020	Garment used for protection from fire, of the type described in subheadings 6201.11 to 6201.19	7 579	36 287	482 116	2 056 541
62102040	Oth protective work garment, not used for protect from fire/chemical/radiation, of the type described in 6201.11-6201.19	-	6	-	257
62102090	Other garments, of the type described in subheadings 6201.11 to 6201.19, exc protective work garments	12	1 532	1 898	95 424
62103020	Garment used for protection from fire, of the type described in subheadings 6202.11 to 6202.19	536	636	9 771	9 947
62103030	Garment use for protect from chemical substance/radiation of the type described in subheadings 6202.11 to 6202.19	138	138	3 129	3 129
62103040	Oth protective work garment, not used for protect from fire/chemical/radiation, of the type described in 6202.11-6202.19	-	4	-	19
62103090	Other garments, of the type described in subheadings 6202.11 to 6202.19, exc protective work garments	964	1 812	3 670	19 704
62104010	Men's or boys' garments, used for protection from fire	2 456	20 644	109 009	1 110 952
62104020	Men's or boys' garments, used for protection from chemical substances or radiation	150	150	235	235
62104090	Other men's or boys' protective work garments (exc used for protection from fire/chemical substances/radiation)	23 151	79 800	1 353 524	4 543 666
62105010	Women's or girls' garments, used for protection from fire	22 743	250 933	187 900	2 038 532
62105090	Other women's or girls' protective work garments (exc used for protection from fire/chemical substances/radiation)	263 038	1 820 617	7 621 371	45 156 679
62111100	Men's or boys' swimwear	11 810	179 840	455 653	7 358 798
62111200	Women's or girls' swimwear	30 229	205 089	1 613 212	9 940 388
62112000	Ski suits	2 404	3 758	56 245	81 899
62113210	Garments for fencing or wrestling, of cotton, men's or boy's	-	225	-	666
62113290	Other garments exc for fencing/wrestling/pilgrimage robes (ehram), men's or boy's	53 862	302 341	941 690	4 494 755
62113310	Garments for fencing or wrestling, of man-made fibres, men's or boy's	15 836	104 617	683 653	2 947 574
62113390	Other garments, of man-made fibres, men's/boys', exc use for protect from fire/chemical/radiation/for fencing/wrestling	133 930	1 247 864	1 808 131	19 543 640
62113990	Oth garment, of oth textile material, men's/boys', exc use for protect from fire/chemical/radiation/for fencing/wrestling	10 789	458 851	246 585	4 517 703
62114210	Garments for fencing or wrestling, of cotton, women's/girl's	7 418	8 750	85 522	102 363
62114220	Prayer cloaks, of cotton, women's or girl's	9 126	55 053	162 868	1 571 925
62114290	Other garments exc for fencing/wrestling/prayer cloaks, of cotton, women's or girl's	17 898	154 843	553 134	4 752 329
62114310	Surgical gowns, of man-made fibres, women's or girl's	137 645	1 117 190	1 479 076	11 326 978
62114320	Prayer cloaks, of man-made fibres, women's or girl's	959	9 446	5 056	42 847
62114330	Anti-explosive protective suits, of man-made fibres, women's or girl's	232	1 170	7 136	39 686
62114340	Garments for fencing/wrestling, of man-made fibres, women's or girl's	-	6 185	-	150 912
62114390	Other garments, women's or girls', of man-made fibres	107 190	680 726	2 680 516	17 932 254

Tabel 3 : Ekspor Indonesia menurut Komoditi (Kode HS 8 digit)

Mei 2021

Kode H S	Uraian golongan barang	Berat bersih (Kg)		Nilai F.O.B. (U S \$)	
		Bulan ini	Kumulatif	Bulan ini	Kumulatif
(1)	(2)	(3)	(4)	(5)	(6)
62114910	Garments for fencing or wrestling,of oth textile materials,women's or girl's	75	2 567	54	4 097
62114920	Garments for used for protection from chemical substance,radiation or fire,of oth textile materials,women's or girls'	149	411	197	10 973
62114931	Prayer cloaks,of wool or fine animal hair,women's or girl's	-	10	-	88
62114939	Prayer cloaks,except of wool or fine animal hair,women's or girl's	222	2 139	576	16 313
62114990	Other garments,except of wool or fine animal hair,women's or girl's	15 610	334 223	164 993	4 531 543
62121011	Mastectomy bra (post breast surgery bra),of cotton, whether or not knitted or crocheted	1	318	60	3 569
62121019	Other brassieres exc mastectomy bra,of cotton, whether or not knitted or crocheted	175 375	1 223 645	6 315 920	45 208 317
62121091	Mastectomy bra (post breast surgery bra),of other textile,materials, whether or not knitted or crocheted	140 188	744 588	6 401 507	33 626 665
62121099	Oth brassieres exc mastectomy bra,of oth textile materials,whether or not knitted or crocheted	338 990	2 396 979	13 550 729	92 398 719
62122010	Girdles and panty-girdles,of cotton,whether or not knitted or crocheted	5 282	9 521	167 275	316 540
62122090	Girdles and panty-girdles,of other textile material,whether or not knitted or crocheted	-	23 840	-	796 026
62123010	Corselettes,of cotton,whether or not knitted or crocheted	0	1 276	0	36 003
62123090	Corselettes,of other textile materials,whether or not knitted or crocheted	11 198	61 649	209 816	1 166 564
62129011	Compression garment of a kind use for the treatment of scartissue & skin grafts,of cotton,whether/not knitted/crocheted	-	224	-	13 985
62129019	Braces,suspenders,garters & similar & parts,whether or not knitted or crocheted,of cotton	314	7 428	5 580	393 132
62129091	Compression garment,use for treatment of scar tissue&skingraft,of oth textile material,whether/not knitted/crocheted	-	441	-	17 239
62129099	Braces,suspenders,garters & similar & parts,whether or not knitted or crocheted,of other textile materials	12 058	43 340	382 878	1 663 261
62132090	Handkerchiefs, of cotton, not printed by the traditional batik process	3	11	104	581
62139019	Handkerchiefs, of silk or silk waste, not printed by the traditional batik process	-	28	-	22
62139099	Handkerchiefs,of oth textile materials exc cotton/silk/silkwaste,not printed by the traditional batik process	0	72	4	1 094
62141010	Shawl,scarve,muffler,mantilla,veil & the like,of silk/silkwaste,printed by the traditional batik process	690	2 325	9 653	29 258
62141090	Shawl,scarve,muffler,mantilla,veil & the like,of silk/silkwaste,not printed by the traditional batik process	355	5 546	774	33 322
62142000	Shawls,scarves,mufflers,mantillas,veils & the like,of wool or fine animal hair	42	57	52 803	57 597
62143010	Shawl,scarve,muffler,mantilla,veil & the like,of syntheticfibres, printed by the traditional batik process	-	7 673	-	9 982
62143090	Shawl,scarve,muffler,mantilla,veil & the like,of syntheticfibres, not printed by the traditional batik process	5 814	12 177	104 404	212 415
62144090	Shawl,scarve,muffler,mantilla,veil & the like,of artificialfibres, not printed by the traditional batik process	485	2 780	5 352	45 765
62149010	Shawls,scarves,mufflers,mantillas,veils & the like,of othertextile materials, printed by the traditional batik process	-	14	-	32
62149090	Shawls,scarves,mufflers,mantillas,veils & the like,of othertextile material,not printed by traditional batik process	1 800	32 743	18 428	216 358
62151010	Ties,bow ties & cravat,of silk or silk waste,printed by the traditional batik process	16	16	529	529
62151090	Ties,bow ties & cravat,of silk or silk waste,not printed by the traditional batik process	6	24	312	422

Tabel 3 : Ekspor Indonesia menurut Komoditi (Kode HS 8 digit)

Mei 2021

Kode H S	Uraian golongan barang	Berat bersih (Kg)		Nilai F.O.B. (U S \$)	
		Bulan ini	Kumulatif	Bulan ini	Kumulatif
(1)	(2)	(3)	(4)	(5)	(6)
62152090	Ties,bow ties and cravats,of man-made fibres,not printed by the traditional batik process	21	608	244	17 288
62159090	Ties,bow ties and cravats,of other textile materials,notprinted by the traditional batik process	3	272	57	769
62160010	Protective work gloves, mittens and mitts	78 118	333 378	2 897 490	12 391 490
62160091	Other gloves, mittens and mitts,of wool or fine animal hair	121	484	1 748	7 110
62160092	Other gloves, mittens and mitts,of cotton	14	79	31	511
62160099	Other gloves, mittens and mitts,of oth textile material excwool or fine animal hair or cotton	16 396	107 925	992 690	6 050 488
62171010	Judo belts, other than those of heading 62.12	3 689	6 012	202 722	354 710
62171090	Other clothing accessories except judo belts, other thanthose of heading 62.12	18 178	124 875	265 063	1 748 496
62179000	Parts of garments or of clothing accessories, other thanthose of heading 62.12	3 308	8 138	16 741	156 972
63011000	Electric blankets	29 285	32 798	313 018	362 999
63012000	Blankets (other than electric blanket) and travelling rugs,of wool or of fine animal hair	4	173	12	1 793
63013090	Blankets (other than electric blanket) and travelling rugs,of cotton,not printed by traditional process	530	2 831	8 233	50 446
63014010	Blankets (other than electric blanket) and travelling rugs,of nonwoven fabrics	69	3 595	909	40 167
63014090	Blankets (other than electric blanket) and travelling rugs,of synthetic fibres other than nonwoven fabrics	12 143	172 512	74 521	1 038 184
63019010	Other blankets and travelling rugs, of nonwoven fabrics	-	98	-	2 075
63019090	Other blankets & travelling rugs,of synthetic fibres otherthan nonwoven fabrics	7 670	59 027	96 682	734 821
63021000	Bed linen, knitted or crocheted	20	97 844	10 755	705 996
63022100	Bed linen; of cotton, printed, not knitted or crocheted	301	6 513	2 622	100 060
63022210	Other bed linen, printed, of nonwoven fabrics	105	738	66	360
63022290	Other bed linen, printed, of man-made fibres, other thannonwoven fabrics	67	4 291	1 547	117 371
63022900	Bed linen; of textile materials (other than cotton or man-made fibres), printed, not knitted or crocheted	39	705	48	6 117
63023100	Bed linen; of cotton (not printed, knitted or crocheted)	1 357	6 094	14 393	101 626
63023290	Other bed linen,not printed/knitted/crocheted, of man-madefibres other than nonwoven fabrics.	1 242	29 447	38 528	455 453
63023900	Bed linen; of textile materials other than cotton or man-made fibres (not printed, knitted or crocheted)	29	17 661	543	518 394
63024000	Table linen, knitted or crocheted	220	698	4 025	8 696
63025190	Table linen,not knitted/crocheted,of cotton,not printed bytraditional batik process	203	1 598	4 044	40 495
63025300	Table linen,not knitted/crocheted,of man-made fibres	19	441	378	10 777
63025990	Table linen, not knitted or crocheted, of other textilematerials except flax	5 290	22 760	41 929	167 333
63026000	Toilet linen and kitchen linen,of terry towelling/similarterry fabrics, of cotton	103 342	1 076 310	814 219	7 524 527
63029100	Toilet linen and kitchen linen,oth than of terry towellingor similar terry fabrics, of cotton	34	4 803	666	65 055
63029300	Toilet linen and kitchen linen,oth than of terry towellingor similar terry fabrics, of man-made fibres	85	335	873	1 876
63029990	Toilet linen and kitchen linen,oth than of terry towellingor similar terry fabrics, of other textile materials exc flax	426	4 298	9 073	34 861
63031200	Curtains (including drapes) & interior blinds;curtain/bedvalances, knitted/crocheted,of synthetic fibres	14 193	113 039	157 647	1 317 451
63031910	Curtains (including drapes) & interior blinds;curtain/bedvalances, knitted/crocheted,of cotton	238	3 686	2 081	22 553
63031990	Curtain (incl drapes)&interior blinds;curtain/bed valances,knitte/crochete,of oth textile material exc cotton/synthetic	200	8 337	1 230	47 633
63039100	Curtains (including drapes) & interior blinds;curtain/bedvalances,not knitted/crocheted,of cotton	349	2 553	4 088	28 384

Tabel 3 : Ekspor Indonesia menurut Komoditi (Kode HS 8 digit)

Mei 2021

Kode H S	Uraian golongan barang	Berat bersih (Kg)		Nilai F.O.B. (U S \$)	
		Bulan ini	Kumulatif	Bulan ini	Kumulatif
(1)	(2)	(3)	(4)	(5)	(6)
63039200	Curtains (including drapes) & interior blinds;curtain/bedvalances,not knitted/crocheted,of synthetic fibres	47 214	238 502	478 751	2 412 621
63039900	Curtain (incl drape)&interior blind;curtain/bed valance,notknitte/crochete,of oth textile material exc cotton/synthetic	52 046	445 589	830 253	6 464 463
63041100	Bedspreads,excluding those of heading 94.04, knitted orcrocheted	34	116	2 178	3 698
63041910	Bedspreads,excluding those of heading 94.04,not knitted orcrocheted, of cotton	69	15 041	1 336	88 519
63041920	Bedspreads,excluding those of heading 94.04,not knitted orcrocheted, of oth cotton, non woven	100	302	123	149
63041990	Bedspreads,excluding those of heading 94.04,not knitted orcrocheted, of oth cotton, woven	842	7 900	12 869	122 782
63042000	Bed nets specified in Subheading Note 1 to this Chapter	310	367	1 430	1 547
63049110	Mosquito nets, knitted or crocheted	259	2 479	5 767	21 434
63049190	Oth furnishing articles, excluding those of heading 94.04,knitted or crocheted	1 814	18 130	45 942	846 721
63049200	Furnishing articles; of cotton, not knitted or crocheted (excluding bedspreads and articles of heading no. 9404)	823	4 650	23 770	93 178
63049300	Furnishing articles; of synthetic fibres, not knitted or crocheted (excluding bedspreads and articles of heading no. 9404)	3 878	8 536	54 031	168 970
63049900	Furnishing articles; of textile materials other than cotton or synthetic fibres, not knitted or crocheted (excluding bedspreads and articles of heading no. 9404)	36 784	250 896	401 692	2 602 411
63051019	Sacks and bags, of a kind used for the packing of goods,new,of oth textile bast fibres of heading 53.03, excl jute	26 434	131 049	38 789	220 576
63051021	Sacks and bags, of a kind used for the packing of goods,used, of jute	-	114	-	1 668
63051029	Sacks and bags, of a kind used for the packing of goods,used, of oth textile bast fibres of heading 53.03, excl jute	15	48	188	221
63052000	Sacks and bags, of a kind used for the packing of goods,of cotton	11 001	73 696	118 909	603 785
63053220	Man-made textile materials,flexible intermediate bulkcontainers,knitted or crocheted	8 141	134 047	16 920	373 565
63053290	Man-made textile materials,flexible intermediate bulkcontainers,woven	290 882	2 774 823	1 335 798	11 087 546
63053310	Other sacks&bags,use for packing of good,of polyethylene orpolypropylene strip/the like,knitted or crocheted	81 295	1 035 147	180 382	2 220 883
63053320	Other sacks&bags,use for packing of good,of polyethylene orpolypropylene strip/the like,of woven fabric of strip	186 156	1 367 494	487 141	3 618 386
63053390	Other sacks&bags,use for packing of good,of polyethylene orpolypropylene strip,not knitte/crochete,of woven of strip	917 625	4 701 511	2 225 946	11 042 143
63053910	Other sacks&bags,use for packing of good,of man-madetextile materials,nonwoven	-	137	-	2 198
63053920	Other sacks&bags,use for packing of good,of man-madetextile materials,knitted or crocheted	-	53	-	1 297
63053990	Other sacks & bags,use for packing of good,of man-madetextile materials,woven, not knitted or crocheted	52 077	1 184 580	20 439	496 016
63059090	Other sacks&bags,use for packing of good,of other textilematerial oth hemp/coconut (coir) of heading 53.05	5 354	9 283	24 730	97 733
63061200	Tarpaulins, awnings & sunblinds of synthetic fibres	2 858	87 551	6 349	260 469
63061910	Tarpaulins, awnings & sunblinds of oth vegetable textilefibres	10	10	20	20
63061920	Tarpaulins, awnings & sunblinds of cotton	-	1 477	-	5 272
63061990	Tarpaulins, awnings & sunblinds of oth textiles materials,oth than vegetable fibres textile /cotton	248	54 161	1 395	95 899
63062200	Tents of synthetic fibres	-	326	-	148
63062910	Tents of oth textiles of cotton	-	23	-	35
63062990	Tents of oth textiles, oth than cotton	20	21 814	19	161 175
63063000	Sails for boats	-	137	-	10 590
63064010	Pneumatic mattresses of cotton	40	899	500	6 586
63064090	Pneumatic mattresses oth than cotton	10	434	154	4 644
63069091	Camping goods of woven of cotton	250	1 963	3 602	16 019

Tabel 3 : Ekspor Indonesia menurut Komoditi (Kode HS 8 digit)

Mei 2021

Kode H S	Uraian golongan barang	Berat bersih (Kg)		Nilai F.O.B. (U S \$)	
		Bulan ini	Kumulatif	Bulan ini	Kumulatif
(1)	(2)	(3)	(4)	(5)	(6)
63069099	Camping goods of woven oth than cotton	30 567	1 666 932	338 695	6 009 306
63071010	Floor-cloths,dish cloths,dusters&similar cleaning cloths ofnonwoven other than felt	2	2	227	227
63071020	Floor-cloths,dish cloths,dusters&similar cleaning cloths offelt	18	38	30	204
63071090	Floor-cloths,dish cloths,dusters&similar cleaning cloths ofwoven oth than felt	48 812	378 463	317 934	2 384 766
63072000	Life-jackets & life-belts	895	1 718	52 122	82 079
63079030	Umbrella covers in pre-cut triangular form	-	871	-	16 037
63079040	Surgical masks	28 157	84 857	484 533	1 414 244
63079061	Safety harnesses safety suitable for industrial use	279	281	5 894	5 959
63079069	Safety harnesses suitable not for industrial use	10 997	25 611	71 267	255 438
63079070	Fans and handscreens	352	2 490	7 062	47 446
63079080	Laces for shoes,boots,corsets & the like	2 674	12 603	50 392	161 158
63079090	Oth made up articlcs excl umbrella covers/surgical masks/safety harnesses/fans&handscreens/laces shoes,boots,corsets	73 153	671 588	928 482	6 252 779
63080000	Sets,consist of woven fabric&yarn whether/not w/accessories similar textiles articles for retail	249	425	358	2 206
63090000	Worn clothing & oth worn articles	13 426	111 086	20 712	355 549
63101010	Used/new rags, sorted	-	425 689	-	88 246
63101090	Scrap twine/cordage/rope/cables worn out articles of those,sorted	590 328	907 229	319 883	619 386
63109090	Scrap twine/cordage/rope/cbles worn out articles of those,unsorted	20	31	8	52
64011000	Waterproof footwear incorp protective metal toe-cap withouter soles	906	27 775	24 437	229 899
64019200	Footwear; waterproof, covering the ankle (but not the knee), rubber or plastic outer soles and uppers (not assembled by stitch, rivet, nail, screw, plug or similar)	198 017	944 005	2 103 609	10 296 948
64019910	Oth waterproof footwear,not covering the ankle but not covering the knee,with outer	-	0	-	1
64019990	Oth waterproof footwear w/outer soles plastic by stiching,riveting, nailing screwing, plugging or similar processes.	3 303	42 276	9 972	67 536
64021200	Ski-boots/cross-country ski-footwear/snowboard boot w/outersoles&upper of rubber/plastic	13 797	14 679	417 384	437 898
64021910	Wrestling footwear with outer soles&upper of rubber/plastic	420	420	12 447	12 447
64021990	Sports footwear excl Ski-boots, cross-country ski footwear & snowboard boots and Wrestling footwear	890 475	5 400 959	20 732 473	110 631 306
64022000	Footwear with upper straps/thongs assembled to the sole bymeans of plugs	71 170	1 013 549	710 559	14 689 364
64029110	Diving boots oth footwear with upper straps/thongsassembled to the sole by covering the ankle	-	760	-	588
64029191	Oth diving boots cover the ankle incorp protective metaltoe-cap,rubber/plastic	3 485	37 502	30 972	308 112
64029199	Oth footwear covering the ankle excl diving boot with upperstraps/thong assembled to sole by means of plugs	61 847	177 444	1 191 244	3 281 386
64029910	Oth diving boot not cover the ankle incorp protective metaltoe-cap,rubber/plstc	-	11 032	-	205 663
64029990	Oth footwear not cover the ankle¬ incorp protct mtl toe-cap, rubber/plstc	1 005 699	6 107 288	13 909 094	88 444 219
64031200	Ski-boots,cross-country ski footwear&snowboard boot,w/upperof leathers	2 651	4 702	70 702	119 454
64031910	Sports footwear fitted with spikes,cleats/the like withupper leathers	998 880	6 404 129	21 332 681	130 042 491
64031920	Sports footwear for riding boots,bowling shoes with upperleathers	-	21	-	83
64031930	Sports footwear for wrestling, weight lifting/gymnasticswith upper leathers	13	18	58	73
64031990	Sports footwear not fitted with spikes/bowling/wrstling/weight lifting/the like w/upper leathers	4 564 946	29 699 300	98 061 246	647 673 812
64032000	Footwear with outer soles of leather,uppers of leather straps accros,instep big toe	2 878	17 978	86 605	480 486

Tabel 3 : Ekspor Indonesia menurut Komoditi (Kode HS 8 digit)

Mei 2021

Kode H S	Uraian golongan barang	Berat bersih (Kg)		Nilai F.O.B. (U S \$)	
		Bulan ini	Kumulatif	Bulan ini	Kumulatif
(1)	(2)	(3)	(4)	(5)	(6)
64034000	Footwear; with metal toe-cap, outer soles of rubber, plastics, leather or composition leather, uppers of leather	283 400	1 565 465	4 285 121	24 196 607
64035100	Footwear; n.e.c. in heading no. 6403, with outer soles and uppers of leather, covering the ankle	301	17 018	9 534	468 953
64035990	Oth footwear with outer sole of leather not covering the ankle	65 956	356 926	1 899 592	8 372 913
64039110	Footwear made on a base or platform of wood, not having inner sole or protective metal toe cap, covering the ankle	17	212	853	2 424
64039190	Oth of riding boots without outer soles of leather covering the ankle	337 781	1 005 949	8 808 114	24 176 147
64039910	Footwear made on a base/platform of wood not having innersole/protective metal toe cap, not covering the ankle	4 692	3 608 836	80 742	64 251 663
64039920	Bowling shoes without outer soles of leather not covering the ankle	-	4 760	-	77 430
64039990	Oth of riding boots without outer soles of leather not covering the ankle	1 880 738	9 658 009	38 311 280	205 760 234
64041110	Sports footwear with outer sole rubber/plstc, with spike/cleat	12 165	73 935	277 544	1 927 919
64041120	Sports footwear for wrestling, weight lifting or gym w/outersole rubber/plastic	1	13 235	156	200 113
64041190	Sports footwear not fitted with spikes/wrslng/weightlifting/the like oth	6 592 786	39 772 748	135 623 070	797 340 687
64041900	Footwear; (other than sportswear), with outer soles of rubber or plastics and uppers of textile materials	566 222	7 795 088	12 126 604	181 896 274
64042000	Footwear; outer soles of leather or composition leather, uppers of textile materials	242	3 017	19 352	177 376
64051000	Footwear; with uppers of leather or composition leather, n.e.c. in chapter 64	9 034	118 870	437 621	5 209 054
64052000	Footwear; with uppers of textile materials, n.e.c. in chapter 64	8 924	40 188	165 445	439 375
64059000	Footwear; n.e.c. in chapter 64	177 070	780 398	1 866 355	10 306 323
64061010	Uppers & parts thereof, oth than stiffeners of metal toe-caps	4 229	30 980	133 517	836 020
64061090	Uppers & parts thereof, oth than stiffeners & not fitted with metal toe-cap	93 764	491 809	4 818 323	26 193 534
64062010	Parts of footwear with outer soles & heels, of rubber	50 820	242 816	833 293	3 576 428
64062020	Parts of footwear with outer soles & heels, of plastics	1 219	13 855	46 988	436 612
64069010	Parts of footwear of wood	607	24 303	5 608	128 714
64069021	Oth parts of footwear of metal of iron/steel	19	59	9	19
64069029	Oth parts of footwear of oth metal, not of iron/steel/copper/aluminium	8 285	23 050	109 595	293 987
64069031	Oth parts of footwear of rubber/plastic in-soles	6 245	36 879	73 158	473 586
64069032	Oth parts of footwear of rubber/plastic complete-soles	2 560	10 811	16 510	73 415
64069033	Oth parts of footwear of rubber/plastic oth of plastics	45	13 895	1 040	121 816
64069039	Oth parts of footwear of rubber/plastic out-soles	18 138	64 845	207 928	959 676
64069091	Oth parts of footwear of oth materials for gaiters/leggings and similar articles and parts thereof	5 540	26 748	42 192	213 317
64069099	Oth parts of footwear of oth materials not for gaiters/leggings and similar articles and parts thereof	11 582	123 681	235 929	2 093 695
65010000	Hat-forms/bodies, hood of felt, not block shape, not brims, plateaux, manchons (including slit manchons), of felt.	1 494	3 106	44 167	86 205
65020000	Hat-shapes, plaited by assembling strip of any material, neither block shape, nor w/made brims, nor lined, nor trimmed	99	660	7 323	23 671
65040000	Hats & oth headgear/plaited by assembling strips of any materials, whether or not lined or trimmed.	20 153	92 589	425 098	1 860 503
65050010	Hats & oth headgear of a kind used for religious purposes, knitted/crocheted	12 299	45 981	29 698	148 554
65050020	Hair-nets of any materials	4	9	150	314
65050090	Oth hats & oth headgear, not for hair-nets/religious purposes, knitted/crochet	194 752	1 068 538	3 078 239	18 031 930
65061010	Helmets for motorcyclists whether/not lined/trimmed	105 879	641 033	1 636 823	9 277 420
65061020	Industrial safety & firefighters helmets, excl steel helmet whether/not lined/trimmed	970	1 189	2 983	4 992
65061090	Oth safety headgear, not for motorcyclist/industrial/firefighters/steel helmets/water polo	1 445	9 039	60 600	263 048

Tabel 3 : Ekspor Indonesia menurut Komoditi (Kode HS 8 digit)

Mei 2021

Kode H S	Uraian golongan barang	Berat bersih (Kg)		Nilai F.O.B. (U S \$)	
		Bulan ini	Kumulatif	Bulan ini	Kumulatif
(1)	(2)	(3)	(4)	(5)	(6)
65069100	Headgear; (other than safety headgear), of rubber or plastics, whether or not lined or trimmed	0	1 473	35	48 896
65069910	Oth headgear of furskin	-	19	-	127
65069990	Oth headgear of oth materials, not furskin	76 304	355 800	298 062	1 835 621
65070000	Head-band, lining, cover, hat foundation, hat frame, peak&chinstrap,for headgear	982	11 851	35 684	254 776
66011000	Garden/similar umbrellas	10 449	81 132	115 915	951 999
66019100	Umbrellas & sun umbrellas having a telescopic shaft	15	264	50	1 949
66019900	Umbrellas & sun umbrellas not having a telescopic shaft	411	14 716	2 054	162 950
66020000	Walking-sticks, seat-sticks, whips, riding crops & the like	1 884	31 410	15 825	91 084
66032000	Umbrella frames, including frames mounted on shafts(sticks)	-	2	-	1
66039010	Parts,trimmings&acc for articles of Umbrellas&sun umbrellas(incl walking stick umbrellas,garden&similar umbrellas).	7 503	19 857	14 939	89 912
66039020	Parts,trimmings&accessories for articles of Walking-sticks,seat-sticks,whips,riding-crops&the like.	1 665	4 093	2 925	8 290
67010000	Skin&oth part of bird w/ feathr/down,feathr,part of feathr	699	5 531	12 724	91 300
67021000	Artificial flower,foliage,fruit & parts thereof of plastics	-	1 038	-	9 377
67029010	Artificial flower, foliage, fruit & parts thereof of paper	3	24	13	74
67029020	Artificial flower, foliage, fruit&parts thereof of textilesmaterilas	-	18	-	267
67029090	Artific flower,foliage,fruit&partsthereof of oth materials, not paper/txtil	1 475	16 719	11 893	311 606
67030000	Human hair, dressed, thinned, bleached, othwise worked forwigs/the like	24 251	132 162	147 617	659 711
67041100	Complete wigs of synthetic textiles materials	472 194	3 456 496	10 675 791	76 752 864
67041900	False beards, eyebrows, eyelashes,switches of synthetic textiles materials	168 337	750 998	5 467 685	26 969 217
67042000	Wigs, false beards, eyebrows,eyelashes of human hair	41 154	234 072	10 966 198	54 442 371
67049000	Wigs, false beards, eyebrows,eyelashes,of oth materials	120 502	736 739	3 937 748	33 721 548
68010000	Setts,curbstones&flagstones,of naturals stone(except slate)	484 562	3 204 408	272 343	1 916 048
68021000	Tiles,cubes,similar articles,square<7 cm,artif colored,chipping&powder	374 495	2 056 308	317 706	1 717 116
68022100	Marble, travertine and alabaster; simply cut or sawn, with a flat or even surface	245 143	995 462	158 342	640 868
68022300	Granite; articles thereof, simply cut or sawn, with a flat or even surface	1 120	8 605	5 025	10 513
68022990	Oth monumental/building stone of oth than calcareous stone, simply cut/sawn with a flat surface	1 646 327	8 709 843	1 118 123	6 182 750
68029110	Oth article monumental/building of marble	144 394	1 076 280	159 485	1 442 764
68029190	Oth article monumental/building of travertine & alabaster	42 223	128 616	46 822	172 775
68029200	Stone; calcareous (excluding marble, travertine, alabaster) articles thereof, (other than simply cut or sawn, with a flat or even surface)	33 736	187 897	11 016	246 672
68029390	Oth article monumental/building oth of granite	-	108 217	-	138 515
68029900	Stone; natural (excl. marble, travertine, alabaster, other calcareous stone or granite), monumental/building stone, (oth simply cut/sawn, with a flat/even surface)	2 542 303	11 914 363	1 766 812	9 135 930
68030000	Worked slate & articles of slate or of agglomerated slate	-	17 520	-	4 037
68041000	Millstones&grindstones for milling,grinding/pulping grinding&pulping	285 894	1 706 863	842 906	5 099 127
68042100	Millstones, grindstones, grinding wheels and the like; of agglomerated synthetic or natural diamond	72 306	118 135	575 374	3 076 452
68042200	Millstones, grindstones, grinding wheels and the like; of other agglomerated abrasives or of ceramics	34	10 970	165	33 092
68042300	Millstones, grindstones, grinding wheels and the like; of natural stone	11 522	215 932	14 797	257 534
68043000	Hand sharpening/polishing stones	1 776	8 750	8 750	28 038
68051000	Natural/artificial abrasive powder/grain on a base of woventextile fabric only	11 913	134 288	76 874	848 723
68052000	Natural/artificial abrasive powder/grain on a base of paper/paperboard	10 035	29 649	71 632	256 245

Tabel 3 : Ekspor Indonesia menurut Komoditi (Kode HS 8 digit)

Mei 2021

Kode H S	Uraian golongan barang	Berat bersih (Kg)		Nilai F.O.B. (U S \$)	
		Bulan ini	Kumulatif	Bulan ini	Kumulatif
(1)	(2)	(3)	(4)	(5)	(6)
68053000	Natural/artificial abrasive powder/grain on a base of other materials	3 275	41 097	21 602	234 844
68061000	Slag wool, rock wool & similar mineral wools in bulk/sheets/rolls	829 394	3 551 382	1 341 186	5 335 336
68069000	Mixture & article of heat/sound insulating/sound absorb mineral wools	27 284	93 900	181 124	572 465
68071000	Articles of asphalt/of similar material in rolls	-	101	-	2 774
68079010	Articles of asphalt/of similar material of tiles, not in rolls	-	1 389	-	1 620
68079090	Articles of asphalt/similar material of other tiles, not in rolls	245 257	993 350	143 739	572 303
68080030	Panels, boards, blocks and similar articles	178	4 782	10 503	25 014
68080090	Chips, particles, sawdust/other waste of wood, agglomerate with cement/plaster	98 075	708 222	104 501	929 298
68091100	Board, sheet, panels, tiles & similar, not ornamented reinforcement/paper/board only faced/reinforced with paper/paperboard only	2 448 856	12 912 892	382 448	2 172 823
68091990	Other articles of plaster/compositions based on plaster of other tiles	44 420	224 680	8 388	43 893
68099090	Other articles of plaster/compositions based on plaster, not dental moulds	-	5 770	-	29 276
68101100	Building blocks & bricks	542 165	2 292 981	88 390	246 881
68101910	Tiles, reinforced or not	89 206	359 968	25 613	123 623
68101990	Flagstones, reinforced or not	172 585	1 850 354	162 603	1 644 642
68109100	Prefabricated structural components for building or civil engineering	4 488 162	11 674 910	2 366 665	5 834 348
68109900	Cement, concrete/artificial stone; articles (other prefabricated structural components for building/civil engineering), whether or not reinforced, n.e.c. in heading no. 6810	348 274	3 633 407	389 284	2 556 790
68114010	Corrugated sheets containing asbestos	401 972	2 004 715	75 735	352 850
68114029	Other sheets, panel, tile & similar articles containing asbestos for roofing other than floor/wall tiles containing plastic & roofing, facing/partitioning	77 828	407 180	19 745	144 995
68114030	Tubes or pipes containing asbestos	-	53	-	713
68114050	Other articles for building construction of containing asbestos	1	20	12	2 134
68114090	Other articles of asbestos cement	498	7 831	1 325	7 737
68118100	Corrugated sheets not containing asbestos	1 416 840	5 627 658	284 400	1 140 660
68118220	Other sheets, panels, tiles & similar articles for roofing facing/partitioning not containing asbestos	775 040	3 184 787	149 540	606 256
68118290	Other sheets, panels, tile & similar articles not containing asbestos roof other than floor/wall tiles contain plastic & roofing, partitioning	4 989 619	26 158 609	1 048 919	5 371 673
68118990	Other articles, used for building construction not containing asbestos, not tubes/pipes/Other, kind used building construction	428 460	1 789 740	109 848	452 475
68128020	Clothing of crocidolite fibres	444	598	3 243	6 646
68128050	Cloth accessories, footwear & headgear fabricated crocidolite fibres	4	4	202	202
68128090	Other articles of crocidolite fibres	-	96	-	3 087
68129190	Clothing accessories, footwear & headgear of other crocidolite fibres	1	12	2	61
68129911	Fabric asbestos fibres, other crocidolite, mix with a basis asbestos & Magnesium carbonate	-	8	-	91
68129919	Other fabric asbestos fibres not mix with a basis of asbestos	-	11	-	137
68129920	Floor/wall tiles of fabricated asbestos (other crocidolite)	-	65 863	-	14 521
68129990	Other fabric asbestos fibres of other crocidolite, not fabricate/floor/wall tiles	4	689	44	5 143
68132010	Brake lining & pad of friction material & articles, containing asbestos	75	1 312	5 483	11 402
68132090	Other than brake lining & pad of friction material & article, containing asbestos	-	2 821	-	26 093
68138100	Brake lining & pad of friction material & article, containing asbestos	60 454	430 138	225 390	1 663 076
68138900	Friction material and articles thereof not mounted; for clutches, with a basis of mineral substances or cellulose	15 529	98 189	241 375	1 249 870

Tabel 3 : Ekspor Indonesia menurut Komoditi (Kode HS 8 digit)

Mei 2021

Kode H S	Uraian golongan barang	Berat bersih (Kg)		Nilai F.O.B. (U S \$)	
		Bulan ini	Kumulatif	Bulan ini	Kumulatif
(1)	(2)	(3)	(4)	(5)	(6)
68141000	Plates,sheets,strips,of agglomerated or reconstituted mica,whether or not on a support	-	55	-	283
68149000	Mica; worked mica and articles of mica (excluding plates, sheets and strips) whether or not on a support of paper, paperboard or other materials	647	3 277	1 515	7 010
68151010	Yarn/thread non-electrical articles graphite/ oth carbon	14	2 832	10	2 716
68151020	Bricks,paving slabs,floor tiles,etc non electrical articlesgraphite/carbon	19 874	377 465	19 904	311 676
68151099	Oth non electrical articles graphite or carbon	9 688	52 423	53 892	233 706
68159100	Articles of stone, contents magnesite,dolomite/chromite	-	1 572	-	4 040
68159900	Stone articles and articles of other mineral substances; n.e.c. or included in heading no. 6815	163 744	861 082	225 651	1 303 329
69010000	Bricks,blocks,tiles&oth ceramic goods of siliceous fossilmeals/of similar siliceous earths	97 287	572 591	30 291	213 447
69022000	Goods of siliceous cont by weight,singly/together alumina,silika,or mixture >50%	-	216 407	-	100 486
69029000	Goods of siliceous cont by weight,of oth metals compound	251 141	1 633 509	48 390	356 647
69031000	Refractory ceramic goods; containing by weight +50% of graphite/other forms of carbon or of a mixture of these products, excl those of siliceous fossil meals/similar earths	-	6	-	15 730
69032000	Refractory ceramic goods; containing by weight +50% of alumina/of a mixture or compound of alumina & of silica, excl those of siliceous fossil meals or similar earths	1	146	67	505
69039000	Refractory ceramic goods; composition of which n.e.c. in heading no. 6903, other than those of siliceous fossil meals or similar earths	37 040	210 602	118 178	702 498
69041000	Ceramics building bricks	81 707	158 830	4 244	8 572
69049000	Flooring blocks,support/filler tiles&the like	122 611	580 360	28 320	182 473
69051000	Roofing tiles of ceramic	56 416	588 373	13 213	128 627
69059000	Chimney-pot,cowl,chimney liner,architect ornament&othceramic constr	8 106	23 225	5 413	13 581
69060000	Ceramic pipes,conduits,guttering,pipe fittings	65	65	164	164
69072110	Lining tiles of a kind use for grinding mills,unglazed,water absorption coeff by weight<= 0.5 %	38	256	48	1 860
69072122	Ceramic,wall tile,unglaze,large surface area capablesquare side<7 cm water absorption coeff by weight<= 0.5 %	-	19 884	-	13 320
69072123	Pving,wall tiles,glaze,largest surface area capablesquare side<7 cm water absorption coeff by weight<= 0.5 %	564 739	1 916 714	99 494	443 846
69072124	Ceramic,wall tiles,glaze ,large surfce area capablesquare side<7 cm water absorption coeff by weight<= 0.5 %	835 206	1 839 247	202 835	448 543
69072191	Paving,wall tiles,unglaze ,large surface area capablesquare side>7 cm water absorption coeff by weight<= 0.5 %	194 928	1 046 130	80 994	417 287
69072193	Paving,wall tiles,glaze ,large surface area capablesquare side>7cm water absorption coeff by weight<= 0.5 %	1 490 795	10 705 564	871 171	5 294 257
69072194	Ceramic,wall tiles,glaze ,large surface area capablesquare side>7cm water absorption coeff by weight<= 0.5 %	4 746 753	21 998 242	1 524 602	6 791 339
69072211	Pving,wall tiles,unglazed ,large surfce area capable square side<7cm water absorp 0.5%<coeff weight<=10%	-	96 048	-	20 928
69072213	Paving,wall tiles,glaze ,large surface area capable square side<7 m water absorp 0.5%<coeff weight<=10%	25 865	528 770	5 456	125 693
69072291	Paving,wall tiles,unglaze ,large surface which capable square side>7cm of water absorp 0.5%<coeff weight<=10%	-	51 480	-	7 020
69072293	Pving,wall tiles,glaze , largst surface area capable square side>7cm of waterabsorp 0.5%<coeff weight<=10%	1 907 840	22 466 657	329 128	3 849 880
69072294	Ceramic,wall tiles,glaze ,large surface area capable square side>7cm of water absorp 0.5%<coeff weight<=10%	390 368	4 186 613	140 124	1 056 216
69072313	Paving,wall tiles,glaze ,large surface area capable square side<7 cm of water absorp coeff weight>10%	2 449 867	17 257 649	488 366	3 386 575
69072392	Ceramic,wall tile,unglaze ,large surface area capable square side>7cm of water absorp coeff weight>10%	-	15 247	-	8 361
69072393	Paving,wall tiles,glaze ,large surface area capable square side>7 cm of water absorp coeff weight>10%	47 040	117 600	12 600	31 500

Tabel 3 : Ekspor Indonesia menurut Komoditi (Kode HS 8 digit)

Mei 2021

Kode H S	Uraian golongan barang	Berat bersih (Kg)		Nilai F.O.B. (U S \$)	
		Bulan ini	Kumulatif	Bulan ini	Kumulatif
(1)	(2)	(3)	(4)	(5)	(6)
69072394	Ceramic,wall tiles,glaze ,large surface area capble square side>7cm of water absorp coeff weight>10%	9 998 920	21 155 436	1 744 139	4 022 349
69073099	Mosaic cubes&the like,oth than subheading 6907.40 glazedlargest surface of capable being enclosed square side<7 cm	3 474	27 653	631	11 420
69074021	Finishing ceramics of other articles,having largest surfacearea visible after mounting is not exceeding 49 cm2 Unglazed	41	255	115	469
69074022	Finishing ceramics of oth articles,having a largest surfacearea visible after mounting is not exceeding 49 cm2 glazed	728	64 411	255	25 653
69074091	Other finishing ceramics unglazed	4	11	1	10
69074092	Other finishing ceramics glazed	16	16	1	1
69091100	Ceramic of porcelain/china for laboratory,chemical/oth tech	980 305	4 221 509	4 469 041	18 630 485
69091900	Ceramic wares; for laboratory, chemical or other technical uses, other than articles having a hardness equivalent to 9 or more on the Mohs scale or of porcelain or china	530 530	4 033 326	5 367 519	39 564 880
69099000	Ceramic wares; pots, jars & similar articles of a kind used for the conveyance/packing of goods & ceramic troughs, tubs & similar receptacles used in agriculture	10 997	118 732	31 917	811 283
69101000	Ceramic sinks,wash basins,wash basin of porcelain/china	709 406	4 133 602	1 843 414	10 577 238
69109000	Ceramic sinks,wash basins,wash basin of oth thn porcelain/china	36 728	226 740	86 249	535 458
69111000	Tablewre&kitchenware of porclain/china	636 811	4 687 021	3 405 726	26 182 813
69119000	Household and toilet articles; n.e.c. in heading no. 6911, of porcelain or china	12 928	144 433	49 632	365 027
69120000	Tableware&kitchenware,oth household toilet art,oth thanporcelain/china	356 246	2 070 213	983 131	6 364 167
69131010	Ornamental cigarette box & ashtray of porcelain/china	-	6	-	44
69131090	Oth thn ornamental cigarette box&ashtray of porcelain/china	3 306	32 802	10 828	243 410
69139010	Ornamental cigarette box&ashtray of oth thn porcelain/china	808	1 615	3 307	5 564
69139090	Oth thn ornamental cigarette box&ashtray of oth porcelain/china	72 817	429 892	283 038	1 685 821
69141000	Ceramic articles n.e.c. in chapter 69; of porcelain or china	47 715	859 527	232 557	3 873 000
69149000	Ceramic articles n.e.c. in chapter 69; other than of porcelain or china	127 542	938 785	210 513	1 583 681
70022000	Glass in rods	-	2	-	50
70023190	Oth of fused quartz/oth fused silica for vacuum tubes	84	95	8 782	9 281
70023920	Oth transparent neutral glass for enamel glass,with 3mm<=diameter<22m	-	656	-	1 979
70023990	Oth glass having linear coeff. 0-300c oth thn vacum&boro silict glas tube	393	1 885	6 452	39 374
70031220	Cast&rolled glass,non-wired sheet,colour,opacified,flashed reflecting/non layer,in squares shape,not optical glass	1 300	3 718	319	3 755
70031290	Other cast&rolled glass,non-wired sheet,coloured,opacified, flashed,reflecting layer/non layer	2 818	98 190	8 120	90 606
70031910	Cast&rolled glass,non-wired sheet,optical glass,not optically worked	1	29	504	2 868
70031990	Cast&rolled glass,non-wired sheet,in squares shape,not optical glass	1 688	238 481	3 169	132 508
70033010	Cast glass and rolled glass, profiles in squares/rectangular shape including 1 or more corners cut	-	26	-	47
70033090	Other cast glass and rolled glass in profiles	29	1 147	123	3 470
70042090	Optical drawn,blown glass,optically worked,flashd,opacified absorbent	10	2 425	25	16 236
70049090	Oth optical drawn,blown glass,optically worked,flashed,opacified,absorbent	8 832	67 760	13 220	109 413
70051010	Optical float glass,not optically worked,flashed,opacified,absorbent	4 837 632	25 393 827	1 582 876	7 312 775
70051090	Oth non-wired glass,absorbent reflecting/non-reflectinglayer	2 605 747	12 151 191	1 729 628	8 138 713
70052110	Oth non-wired glass,colored,opacified optical glass,notoptically worked	5 701 819	38 005 660	2 032 088	12 647 391
70052190	Oth non-wired glass,colored,optically worked,flashed,opacified	14 216 651	76 308 869	5 733 006	29 212 468

Tabel 3 : Ekspor Indonesia menurut Komoditi (Kode HS 8 digit)

Mei 2021

Kode H S	Uraian golongan barang	Berat bersih (Kg)		Nilai F.O.B. (U S \$)	
		Bulan ini	Kumulatif	Bulan ini	Kumulatif
(1)	(2)	(3)	(4)	(5)	(6)
70052990	Oth non-wired glass,not colored,optically worked	950 692	10 303 767	414 310	3 104 364
70053000	Float glas&surface ground/polish glas,wired glass	17 000	17 500	115 206	124 056
70060010	Optical glass, not optically worked,for glass of heading70.03,70.04,70.05	-	4	-	58
70060090	Optical glass,optically worked for glass of heading70.03,70.04,70.06	32 240	133 478	44 353	206 372
70071110	Toughened(tempered)safety glass suitable for vehicles ofchapter 87	212 455	1 186 673	524 049	3 036 658
70071910	Toughened(temperd)safety glass suitable for machine of head84.29/84.30	-	33	-	662
70071990	Toughened(tempered)safety glass suitable for oth machinery0	114 107	242 565	168 193	250 695
70072110	Laminated safety glass suitable for vehicles of chapter 870	439 941	2 329 043	1 023 438	5 424 575
70072130	Laminated safety glass suitable for rail way/tramwaylocomotives,chapter 86	-	99	-	2 374
70072990	Laminated safety glass suitable for oth machinery	6 754	298 995	13 348	249 426
70080000	Multiple-walled insulating units of glass	76 163	1 176 351	165 998	468 446
70091000	Rear-view mirrors for vehicles	29 528	112 795	242 434	1 500 120
70099100	Glass mirros, unframed	1 576 801	8 830 082	986 243	5 515 387
70099200	Glass mirros, framed	140 236	989 505	778 470	5 104 353
70101000	Ampoules of glass	6 390	68 899	52 658	609 215
70102000	Stoppers, lids & oth closures of glass	328	328	790	794
70109010	Carboys & demijohns	-	36 857	-	29 922
70109040	Bottles&vials for antibiotics,serums,oth injectables,intravenous infus	175 378	1 163 890	1 738 741	11 031 504
70109091	Oth bottle for intravenous fluid of a capacity exceeding 1	-	104	-	88
70109099	Oth bottle intravenous fluid of a capacity not exceeding 1	2 711 822	17 132 406	1 165 654	7 420 644
70111010	Glass envelops for electric lighting, stem	10	10	156	156
70111090	Glass envelops for electric lighting, oth than stem	832	1 290	3 881	12 227
70112000	Glass envelops for cathode-ray tubes	96	470	834	6 085
70131000	Glassware of a kind used for table,kitchen, toilet,office of glass-ceramic	3 004	92 211	7 151	126 160
70132200	Stemware drinking glasses,oth thn glass ceramics,of leadcrystal	-	3	-	21
70132800	Stemware drinking glasses,neither glass-ceramics nor leadcrystal	114 967	408 854	100 152	411 379
70133300	Glassware; drinking glasses (not stemware), of lead crystal	-	2 235	-	1 608
70133700	Glassware; drinking glasses (not stemware), other than of lead crystal or glass-ceramics	137 913	609 167	111 762	509 984
70134100	Glassware for table(not drinking glass)kitchen purpose,oflead crystal	-	4	-	75
70134200	Glassware for table not drinking glass)ktchn,linear coef<5x106/Kelvin,0-3000C	843	15 792	506	9 639
70134900	Glassware of a kind used for table or kitchen purposes (not drinking glasses or of glass-ceramics), of glass n.e.c. in item no. 7013.4	1 543 608	13 839 479	1 153 508	10 215 682
70139100	Glassware; n.e.c. in heading no. 7013, of lead crystal	25	13 536	1 564	8 949
70139900	Glassware; n.e.c. in heading no. 7013, other than of lead crystal	239 520	1 538 046	589 551	4 057 435
70140090	Other signalling glassware&optical elements of glass,not optically worked	19	83	16	892
70151000	Glasses for corrective spectacles	6	6	56	56
70159010	Clock or watch glasses	-	211	-	304
70159090	Glasses for non-corrective spectacles; hollow glass spheres&their segments	46	50	461	585
70161000	Glass cubes&oth glass smallwares,for mosaics/decorative purposes	127	708	3 122	21 165
70169000	Multicellular or foam glass; in blocks, panels, plates, shells or similar forms; paving blocks, slabs, bricks and other articles of pressed or moulded glass	2 749 949	11 751 345	1 164 035	5 143 583
70172000	Laboratory,hygienic/pharmaceutical w/coef< 5x106/kelvin,0-3000c	4 978	26 656	72 178	496 334

Tabel 3 : Ekspor Indonesia menurut Komoditi (Kode HS 8 digit)

Mei 2021

Kode H S	Uraian golongan barang	Berat bersih (Kg)		Nilai F.O.B. (U S \$)	
		Bulan ini	Kumulatif	Bulan ini	Kumulatif
(1)	(2)	(3)	(4)	(5)	(6)
70179000	Laboratry,hygienic/pharmaceutical glasswre,nor fused quartz/fused silica	19 213	84 984	285 004	1 303 785
70181010	Glass beads	251	2 288	19 234	70 436
70181090	Imitation pearls, imitation precious/semi-precious stones and similar glass smallwares	156	11 590	2 446	48 258
70189090	Glass eyes,not prsthtc artcls,ornamnt of lamp-worked glass,not imittn jewelry	1 551	6 352	23 033	35 000
70191200	Rovings of glass fibres	219 534	219 694	204 352	204 715
70191910	Yarn of glass fibres	24	140	255	1 906
70191990	Sliver of glass fibres	8 042	25 324	28 726	118 838
70193100	Mats of glass fibres	9 020	191 949	66 486	1 259 639
70193200	Thin sheets (voiles) of glass fibres	-	6	-	822
70193910	Asphalt/coal-tar impregnatd glass-fibre outerwrap forpipelines	-	19	-	44
70193990	Mattresses,boards&similar nonwoven products of glass fibres	45	83	593	3 614
70194000	Woven fabrics of glass fibres rovings	-	5 400	-	7 340
70195100	Glass fibres; woven fabrics (other than of rovings), of a width not exceeding 30cm	-	118	-	2 725
70195200	Glass fibres; woven fabrics (oth of rovings), of a width exceeding 30cm, plain weave, weighing less than 250g/m2, of filaments measuring per single yarn not +136 tex	-	3 969	-	33 387
70195900	Glass fibres; woven fabrics (other than of rovings), n.e.c. in item no. 7019.5	0	504	1	8 472
70199010	Glass fibres (including glass wool)	6 080	32 957	45 489	255 597
70199090	Other article of glass fibres	410	22 619	2 439	123 965
70200011	Glass moulds for the manufacture of acrylic goods	5 522	15 372	5 790	35 782
70200019	Glass moulds for other purposes	19 578	76 356	49 292	213 608
70200040	Evacuated tubes for solar energy collectors	-	93	-	272
70200090	Other articles of glass.	27 199	200 048	204 519	802 759
71012100	Cultured pearls,fresh water,unworked	443	3 131	3 356 188	18 486 504
71012200	Cultured pearls,salt water,unworked	9	227	196 307	1 958 440
71022900	Diamonds,worked,not mounted/set,industrial	-	0	-	44 729
71023900	Diamonds,worked,not mounted/set,non-industrial	-	1	-	162 700
71031010	Precious stones,unworked/simplely sawn/roughly shaped,rubies	1 918	2 963	8 235	42 190
71031090	Oth precious stones,unworked/simplely sawn/roughly shaped	1 950	2 300	1 661	76 037
71039190	Sapphires & emeralds, worked	319	1 292	9 562	62 834
71049000	Stones; precious or semi-precious, synthetic/reconstruct, worked/graded or not, temporarily strung for transport convenience, n.e.c. in item no. 7104.20	5	9 606	2 483	216 269
71059000	Dust&powder/of other natural/synthetic precious/semiprecious stones	-	1	-	1
71061000	Silver powder	650	3 800	562 155	3 152 961
71069100	Silver, unwrought	8 589	61 326	7 194 446	50 682 199
71081210	Gold in lumps, ingots or cast bars	1 728	13 156	101 363 963	751 950 370
71102190	Palladium, unwrouht, in other form	-	22	-	69 062
71103900	Rhodium, wrought	-	15	-	145 869
71129100	Waste and scrap of gold, including metal clad with gold but excluding sweepings containing other precious metals	262	655	15 239 999	37 116 269
71129200	Waste and scrap of platinum, incl metal clad with platinum but excluding sweepings containing other precious metals	2 750	48 271	399 823	3 337 783
71129910	Waste and scrap of silver,including metal clad with silver but excluding sweepings containing other precious metals	1 939	7 250	980 549	3 494 445
71129990	Waste and scrap of a kind used principally for the recoveryof precious metal, oth gold, platinum and silver	130 887	642 964	82 031 840	405 353 343
71131110	Part of silver jewellery articles, whether or notplated or clad with precious metal	226	1 066	710 183	3 207 536
71131190	Silver jewellery articles, whether or notclad with precious metal	8 627	37 811	6 150 819	29 356 410
71131910	Part of jewellery of precious metal (excl silver), whetheror not plated or clad with	22	267	638 512	2 351 142
71131990	Articles of jewellery of precious metal, whether or notplated or clad with	6 731	23 334	313 110 973	977 401 985
71132010	Part of base metal jewellery, clad withprecious metal	-	1	-	20

Tabel 3 : Ekspor Indonesia menurut Komoditi (Kode HS 8 digit)

Mei 2021

Kode H S	Uraian golongan barang	Berat bersih (Kg)		Nilai F.O.B. (U S \$)	
		Bulan ini	Kumulatif	Bulan ini	Kumulatif
(1)	(2)	(3)	(4)	(5)	(6)
71132090	Base metal jewellery , clad with precious metal	137	634	568	48 506
71141100	Articles of silversmiths' wares and parts there of, precious metal or of metal clad with precious metal	29	232	24 811	176 390
71151000	Catalysts in the form of wire cloth or grill, of platinum	-	4	-	5 016
71159010	Other articles of precious metal of gold or silver	-	5	-	3 472
71159090	Other articles of other than gold or silver	-	1	-	4 704
71161000	Articles of natural or cultured pearl	-	0	-	239
71162000	Articles of precious or semi-precious stones (natural, synthetic or reconstructed)	6 313	17 600	108 016	373 857
71171110	Part of imitation jewellery of base metal, whether or not plated with precious metal parts of cuff-links and studs	-	1	-	97
71171190	Imitation jewellery of base metal, whether or not plated with precious metal cuff-links and studs	8 712	27 438	394 280	2 097 318
71171910	Imitation jewellery of base metal, whether or not plated with precious metal, bangles	3	68	7	1 702
71171920	Other imitation jewellery of base metal, whether or not plated with precious metal	14 697	39 841	395 873	1 965 396
71171990	Part of other imitation jewellery of base metal, whether or not plated with precious metal	6 566	47 117	275 901	1 776 390
71179011	Bangles, wholly of plastics or glass	490	3 718	48 890	437 363
71179012	Bangles, wholly of wood, tortoise shell, ivory, bone, horn, coral, mother-of-pearl & other animal carving material	7 592	30 290	15 180	72 722
71179013	Imitation jewellery, bangles, wholly of porcelain or china	-	10	-	8
71179019	Imitation jewellery, bangles, of other material	78	910	14 746	75 542
71179021	Other Imitation jewellery, wholly of plastics or glass	1 143	6 268	28 702	116 859
71179022	Other Imitation jewellery, wholly wood, tortoise shell, ivory, mother-of-pearl, mineral/oth animal carving material	20 383	52 456	47 595	182 765
71179029	Other imitation jewellery of other material	18	475	1 815	39 919
71179091	Imitation jewellery, parts wholly of porcelain/china	-	13	-	244
71179092	Imitation jewellery, parts wholly wood, tortoise shell, ivory, mother-pearl & vegetable/mineral/oth animal carving material	165	1 072	5 252	27 767
71179099	Oth than imitation jewellery, parts wholly of porcelain or china	3 128	15 022	65 071	378 282
71181090	Other than gold & silver coin not being legal tender	14	438	335	58 502
71189010	Gold coin, whether or not legal tender	-	0	-	31
71189090	Other than Gold & silver coin, whether or not legal tender	-	80	-	2 107
72015000	Pig iron & spiegeleisen in pig, alloy pig iron, spiegeleisen	945 000	43 358 180	1 284 044	31 985 235
72021900	Ferro-alloy, manganese weight < 2% carbon of carbon	105 873	105 873	165 131	165 131
72023000	Ferro-silico-manganese	611 500	2 248 700	723 101	2 553 682
72026000	Ferro alloy nickel	262 156 451	1 405 379 484	472 126 066	2 541 872 762
72029900	Ferro-alloys; n.e.c. in heading no. 7202	3 000	46 799	6 741	111 905
72041000	Ferrous waste & scrap, remelting scrap ingots of iron/steel cast iron	263 157	1 619 846	137 140	848 970
72042100	Ferrous waste & scrap, remelting scrap ingots of iron/steel stainless steel	3 180 896	22 694 737	4 549 825	30 736 236
72044900	Ferrous waste and scrap; n.e.c. in heading no. 7204	60 810	1 967 043	29 731	664 221
72051000	Pig iron, spiegeleisen, iron or steel of granules	5 250	10 026 126	3 150	439 948
72052100	Pig iron, spiegeleisen, iron or steel of alloy steel	-	18 500	-	3 700
72052900	Iron or steel, pig iron, spiegeleisen; powders (excluding alloy steel)	80	7 080	1 529	21 724
72061090	Iron & non-alloy steel in ingots/oth primary form excl iron heading 72.03, weight < 0.6 % carbon	-	71	-	2 800
72069000	Iron and non-alloy steel in primary forms, oth than ingots (excluding iron of heading 72.03).	5 055	18 153	23 134	93 589
72071100	Semi-finish product iron/non-alloy steel weight < 0.25% carbon, cross-section, measuring < twice thickness	271 749 530	971 371 040	174 407 804	562 571 596
72071210	Semi-finish product iron/non-alloy steel slabs < 0.25% carbon, cross-section, measuring < twice the thickness	94 868 860	226 629 330	65 810 811	145 143 340
72071290	Semi-finish product iron/non-alloy steel thin < 0.25% carbon, cross-section, measuring < twice the thickness	9 600 612	9 606 571	7 167 156	7 186 708

Tabel 3 : Ekspor Indonesia menurut Komoditi (Kode HS 8 digit)

Mei 2021

Kode H S	Uraian golongan barang	Berat bersih (Kg)		Nilai F.O.B. (U S \$)	
		Bulan ini	Kumulatif	Bulan ini	Kumulatif
(1)	(2)	(3)	(4)	(5)	(6)
72071900	Iron or non-alloy steel; semi-finished products of iron or non-alloy steel, containing by weight less than 0.25% of carbon, other than rectangular or square cross-section	-	306 226	-	215 406
72072029	Oth than blocks roughly shaped forging sheet bars	5 082 060	29 117 468	2 604 556	16 132 760
72072092	Blocks roughly shaped forging; sheet bars,not slabs weight>=0.6% carbon	2 391	9 687	8 586	29 384
72082500	Iron/non-alloy steel in coils, until hot-rolled, pickled,width>=600mm, of a thickness>=4.75mm;not clad, plated/coated	40 000	63 261	31 850	56 763
72082600	Iron/non-alloy steel in coils, until hot-rolled, pickled,width>=600mm,3mm>=thick< 4.75mm; not clad, plated/coated	738 510	3 099 240	589 230	2 434 170
72082711	Iron/non-alloy steel in coils,until hot-rolled,width>=600mmpickled;not clad, plated/coated, thick<2mm, carbon>=0.6%	-	189	-	3 917
72082719	Iron/non-alloy steel in coils,until hot-rolled,width>=600mmpickled; not clad, plated/coated, thick<2mm, carbon<0.6%	88	102 317	1 125	109 205
72082799	Iron/non-alloy steel in coils,until hot-rolled,width>=600mmpickled; not clad, plated/coated,2mm<=thick>3mm,carbon<0.6%	2 727 730	10 492 262	2 172 445	7 741 220
72083600	Iron/non-alloy steel in coils,until hot-rolled,width>=600mmpickled; not clad, plated/coated,of a thick>10mm,carbon<0.6%	295 680	5 065 901	232 488	3 659 082
72083700	Iron/non-alloy steel in coils,until hot-rolled,width>=600mmpickled;not clad,plated/coated,4.75mm>=thick<10mm,carbo<0.6%	6 509 950	37 425 770	5 151 580	27 701 262
72083800	Iron/non-alloy steel in coils,until hot-rolled,width>=600mmpickled;not clad,plated/coated,3mm>=thick<3.47mm,carbon<0.6%	4 410 790	24 440 747	3 480 416	17 349 498
72083990	Iron/non-alloy steel in coils,until hot-rolled,width>=600mmpickled;not clad, plated/coated,3mm<=thick>0.17mm,carbo<0.6%	3 562 860	18 299 110	2 807 403	13 132 213
72084000	Iron/non-alloy steel not in coils,until hot-rolled,>=600mmwith patterns in relief	-	41 801	-	29 887
72085100	Iron/non-alloy steel not in coils,until hot-rolled,>=600mmwith patterns in relief of a thickness > 10 mm	22 147 984	138 555 201	16 836 305	85 829 361
72085200	Iron/non-alloy steel not in coils,until hot-rolled,>=600mmwith patterns in relief >=4.75 mm thickness<10 mm	10 747 288	72 364 089	8 536 987	44 791 328
72085300	Iron/non-alloy steel not in coils,until hot-rolled,>=600mmwith patterns in relief >=3 mm thicknes<4.75 mm	157 450	667 490	127 731	524 975
72085490	Iron/non-alloy steel not in coils,until hot-rolled,>=600mmwith patterns in relief >=0.17mm&containig <0.6 % of carbon	341 370	831 370	276 936	651 154
72089090	Oth than not in coils, not further worked than hot-rolled,with patterns in relief	54 390	593 703	62 245	466 625
72091610	Iron/non-alloy steel, in coil cold-rolled of width >=600 mmnot coated, <1mm&thickness <3mm of a width <1.250 mm	267 800	267 800	262 449	262 449
72091690	Iron/non-alloy steel, in coil cold-rolled of width >=600 mmnot coated, <1mm&thickness <3mm of a width >1.250 mm	20 544	104 600	62 421	314 687
72091710	Iron/non-alloy steel, in coil cold-rolled of width >=600 mmnot coated,>=0.5mm thickness<1 mm of a width <1.250 mm	75 098	86 517	73 984	90 164
72091790	Iron/non-alloy steel, in coil cold-rolled of width >=600 mmnot coated,>=0.5mm thickness<1 mm of a width >1.250 mm	29 957	29 957	13 016	13 016
72092610	Not in coils, not further worked than cold-rolled >1 thickness <3mm, of width <1,250 mm	-	1 053 541	-	1 010 893
72092710	Not in coils, not further worked than cold-rolled >=0.5mm thickness <1mm, of width <1,250 mm	-	140 006	-	108 650
72092790	Not in coils, not further worked than cold-rolled >=0.5mm thickness <1mm, of width >1,250 mm	2 085	23 366	2 655	28 967
72092890	Not in coils, not further worked than cold-rolled >0.5mmthickness>=0.17mm,weight>0.6% carbon	703 150	2 412 841	683 984	2 173 003

Tabel 3 : Ekspor Indonesia menurut Komoditi (Kode HS 8 digit)

Mei 2021

Kode H S	Uraian golongan barang	Berat bersih (Kg)		Nilai F.O.B. (U S \$)	
		Bulan ini	Kumulatif	Bulan ini	Kumulatif
(1)	(2)	(3)	(4)	(5)	(6)
72101190	Iron or non-alloy steel, of a width>= 600 mm, clad, plated/coated tin, thickness>=0.5mm&weight<=0.6 % carbon	-	1 656	-	1 383
72101210	Iron or non-alloy steel, of a width>= 600 mm, clad, plated/coated tin, thickness<0.5mm&weight>=0.6 % carbon	-	776	-	13
72101290	Iron or non-alloy steel, of a width>= 600 mm, clad, plated/coated tin, thickness<0.5mm&weight<=0.6 % carbon	580 931	806 872	567 360	833 468
72102090	Iron/non-alloy steel,width>=600 mm,clad,plated/coated lead,incl terne plate,thickness<=1.5mm&weight>0.6 % carbon	1	1	0	0
72103011	Iron/non-alloy steel,width>=600 mm,electrolytically coated with zinc,thickness<=1.2mm&weight<0.6 % carbon	-	12 220	-	13 961
72103019	Iron/non-alloy steel,width>=600 mm,electrolytically coated with zinc,1.2mm > thickness >1.5mm&weight<0.6 % carbon	5 243	24 651	116 527	441 017
72104199	Iron/non-alloy steel,width>=600 mm,otherwise coated zinc,corrugated,weight<0.6 % carbon&>1.2 mm	-	2 250	-	375
72104912	Oth than iron/non-alloy steel,width>=600 mm,coated zinc byiron zinc method,weight <0.04% carbon& thickness<=1.2mm	10 120 354	15 514 645	11 429 033	17 111 008
72104913	Oth than iron/non-alloy steel,width>=600 mm,coated zinc byiron zinc method,weight<0.04%carbon&1.2mm<=thickness<=1.5mm	75 075	75 075	126 885	126 885
72104919	Oth than iron/non-alloy steel,width>=600 mm,coated zinc byiron zinc method,weight<0.04%carbon&<=1.2mm thickness>1.5mm	50 007	52 696	21 728	28 155
72104999	Oth than iron/non-alloy steel,width>=600 mm,coated zinc byiron zinc method,weight<0.04%carbon&>1.2mm	15 700	15 700	16 036	16 036
72105000	Iron/non-alloy steel,width>=600 mm,coated chromium oxidesor with chromium and chromium oxides	378 378	2 400 371	465 318	3 774 445
72106111	Iron/non-alloy steel,width>=600 mm,coated aluminium zinc alloys&weight <0.6 % carbon,thickness <=1.2 mm	965 058	4 944 062	1 069 051	3 981 657
72107011	Painted, varnished/coated with plastics, containing weight<0.6 % carbon & thickness <=1.5 mm	565 750	566 046	693 608	694 707
72107099	No painted, varnished/coated with plastics, containing weight<0.6 % carbon & thickness >1.5 mm	-	2	-	5
72109090	No painted, varnished/coated with plastics, containing weight<0.6 % carbon & thickness >1.5 mm	89 952	327 075	70 506	401 316
72111319	Iron/non Alloy steel,width<600mm,not coated,width>=150mm,thick<=4mm,<0.6% carbon,relief & not corrugated	-	64	-	412
72111499	Iron/non Alloy steel, width<600mm, not coated, width>=150mm, thickness<=4.75mm, weight>0.6%carbon, not coils for re-rolling	98	98	1 260	1 260
72111919	Oth than coils for re-rolling,Iron/non alloy steel,width>=150mm width<600mm,thickness<=4.75mm,weight<0.6%carbon	221	5 224	2 496	7 999
72112390	Oth than Iron/non alloy steel,cold reduced,>=400mm width<600mm, not coated,thickness<=0.17mm,weight,0.25%carbon	-	15 966	-	31 373
72121019	Flat-rolled iron/non-alloy steel,coated tin,weight<0.6%carbon, hoop&strip 400mm>width<600mm	135	140	50	61
72122010	Flat-rolled iron/non-alloy steel,coated electrolytically zinc,weight>0.6% carbon, hoop&strip <=400mm	-	311	-	547
72122020	Flat-rolled iron/non-alloy steel,coated electrolytically zinc,weight<0.6% carbon,thickness<1.5mm	861	861	2 822	2 822
72122090	Flat-rolled iron/non-alloy steel,coated electrolytically zinc,weight<0.6% carbon,thickness>1.5mm	-	8 015	-	5 292
72123014	Oth than flat-rolled iron/non-alloy steel,coated the ironzinc alloy,weight<0.04 % carbon	-	83	-	45
72123090	Oth than flat-rolled iron/non-alloy steel,coated zinc,weight>0.04 % carbon	89 947	166 338	116 707	200 864
72124019	Flat-rolled iron/non-alloy steel,coated plastics,weight<0.6% carbon, hoop&other strip width>400mm	0	0	11	11
72125019	Other than flat-rolled iron/non-alloy steel,coated chromiumoxides/chromium&chromium oxides,hoop&other universal plates	-	9 125	-	8 485

Tabel 3 : Ekspor Indonesia menurut Komoditi (Kode HS 8 digit)

Mei 2021

Kode H S	Uraian golongan barang	Berat bersih (Kg)		Nilai F.O.B. (U S \$)	
		Bulan ini	Kumulatif	Bulan ini	Kumulatif
(1)	(2)	(3)	(4)	(5)	(6)
72125024	Flat-rolled iron/non-alloy steel,coated aluminium-zincalloys,hoop and strip, width>25 mm	-	744 690	-	568 686
72125029	Flat-rolled iron/non-alloy steel,coated aluminium-zincalloys,other hoop and strip, width>25 mm	-	1 203	-	2 371
72125094	Flat-rolled iron/non-alloy steel,not coated,hoop and strip,,width>25 mm	46	62	121	161
72125099	Oth than flat-roll iron/non-alloy steel,not coated,hoop&strip,,width>25 mm	-	53 249	-	39 121
72131010	Bars&rods,hot-rolled,in irregularly wound coils,iron/nonalloy steel,ribs,rolling process:diameter<50mm	225	10 385	81	851
72131090	Bars&rods,hot-rolled,in irregularly wound coils,iron/nonalloy steel,ribs,rolling process:diameter>50mm	-	204	-	528
72132000	Iron or non-alloy steel; bars and rods, hot-rolled, in irregularly wound coils, of free-cutting steel	-	47 959	-	60 688
72139110	Bars&rods,hot-rolled,in irregularly wound coils,iron/nonalloy steel,ribs,measuring diameter<14mm,soldering sticks	16 174 126	52 993 422	10 402 034	32 313 991
72139120	Bars&rods,hot-rolled,in irregularly wound coils,iron/nonalloy steel,ribs,measuring diameter<14mm,rebars	10 861 600	18 561 610	7 123 087	11 959 848
72139190	Oth than bars&rods,hot-rolled,in irregularly wound coils,iron/non alloy steel,ribs,measuring diameter<14mm,rebars	56 708 981	243 150 871	36 766 680	148 387 616
72139910	Bars&rods,hot-rolled,in irregularly wound coils,iron/nonalloy steel,ribs,measuring diameter>14mm,soldering sticks	-	1	-	2
72139990	Oth than bars&rods,hot-rolled,in irregularly wound coils,iron/non alloy steel,ribs,measuring diameter>14mm,rebars	-	41	-	219
72141019	Bars&rods iron/non-alloy steel, hot-rolled,twisted after rolling, forged&weight<0.6%,not circular cross-section	2 409	310 235	1 733	375 753
72141029	Bars&rods iron/non-alloy steel, hot-rolled,twisted after rolling, forged&weight>0.6%,not circular cross-section	25	85	26	48
72142039	Containing indentations,ribs,grooves,twisted after rolling,weight<0.6%carbon,cross-section, not used rebars	6 929 521	23 870 293	4 592 645	15 209 745
72142061	Containing indentations,ribs,grooves,twisted after rolling,weight>0.6%carbon,not cross-section,used rebars	23 557	59 120	7 212	17 399
72143090	Containing indentations,ribs,grooves,twisted after rolling,weight>0.6%carbon,free cutting steel,not cross-section	4 470	7 650	2 035	3 590
72149119	Containing indentations,ribs,grooves,twisted after rolling,0.17%<=weight>0.46%carbon&,1,2%<=weight>1.65% manganese	-	200	-	1 925
72149919	Oth than rectangular (other than square) cross-section;weight>=0.6%carbon&weight >1.15% manganese	6	521	6	420
72149991	Rectangular (other than square) cross-section;0.38%<weight=<0.6%carbon,<0.05% fosfor&<=0.05% sulfur	168 563	2 620 241	126 892	2 267 087
72149992	Rectangular (other than square) cross-section;weight>=0.38%carbon&<1.15% manganese	30 650	70 962	23 073	53 169
72149993	Rectangular (other than square)cross-section;>=0.15%weight <0.46% carbon & 1,2%>=weight<1.65% manganese	-	83 394	-	70 595
72149999	Rectangular (other than square)cross-section;<=0.15%weight >0.46% carbon & weight>=1.65% manganese	365 975	2 257 770	252 614	1 402 463
72155010	Oth bar&rod iron/non-alloy steel,free-cut steel,not furtherwork than cold finished,weight>=0.6%carbon,oth section	-	73	-	100
72159090	Oth bar&rod iron/non-alloy steel,free-cut steel,further work than cold finished,not kind used rebars	5 998	13 450	26 473	36 222
72162110	Angles,shapes§ iron/non-alloy steel,L sect,not furtherwork than hot-rolled/extrude,height<80 mm,weight<0.6%carbon	-	51 524	-	41 992
72162190	Angles,shapes§ iron/non-alloy steel,L sect,not furtherwork than hot-rolled/extrude,height<80 mm,weight>0.6%carbon	204 582	448 367	137 419	863 875

Tabel 3 : Ekspor Indonesia menurut Komoditi (Kode HS 8 digit)

Mei 2021

Kode H S	Uraian golongan barang	Berat bersih (Kg)		Nilai F.O.B. (U S \$)	
		Bulan ini	Kumulatif	Bulan ini	Kumulatif
(1)	(2)	(3)	(4)	(5)	(6)
72162200	Angles,shapes§ iron/non-alloy steel,T sect,not furtherwork than hot-rolled/extrude,height<80 mm,weight<0.6%carbon	30 538	87 059	350 629	772 371
72163190	Angles,shapes§ iron/non-alloy steel,U sect,not further work than hot-roll/extrude,height<80 mm,weight<=0.6%carbon	-	2 962	-	3 809
72163290	Angles,shapes§ iron/non-alloy steel,I sect,not furtherwork than hot-roll/extrude,thickness>=5mm	-	4 538	-	2 427
72163319	Angles,shapes§ iron/non-alloy steel,H sect,not furtherwork than hot-roll/extrude,carbon<0.6%,thickness flange>=web	-	79	-	46
72164090	Angle,shape§ iron/non-alloy steel,L/T sect,not furtherwork than hot-roll/extrude,height>=80mm&weight<=0.6%carbon	106 744	107 332	69 715	70 068
72165019	Angle,shape§ iron/non-alloy steel,not further work thanhot-roll/extrude,height<80mm&weight<=0.6%carbon	2 703	13 430	1 698	16 502
72165099	Angle,shape§ iron/non-alloy steel,not further work thanhot-roll/extrude,height>80mm&weight<=0.6%carbon	-	890	-	918
72166900	Angle,shape§ iron/non-alloy steel,not further work thancold-formed/finished,obtained from not flat-rolled products	-	15 838	-	37 588
72169900	Angle,oth than slotted angles,further work than hot finish,from flat-rolled product	11	34 552	416	52 983
72171010	Wire iron/non-alloy steel,not plated, whether/not polished,weight>=0.25%carbon	38 995	182 259	47 184	242 529
72171022	Wire iron/non-alloy steel,Bead,reed,wire kind used makingstrands for prestressing concrete; free-cutting steel wire	-	3 705	-	5 780
72171029	Oth than wire iron/non-alloy steel,Bead,reed,wire kind usedmaking strands prestressing concrete,free-cutting steel wire	-	129	-	664
72171033	Wire iron/non-alloy steel,wire of a kind used for makingstrands for prestressing concrete	27	27	20	20
72171039	Oth than wire iron/non-alloy steel,wire of a kind used formaking strands for prestressing concrete	120 583	702 878	229 049	1 417 459
72172010	Wire iron/non-alloy steel,plated/coated with zinc, weight<0.25% carbon	24 121	110 559	22 256	114 710
72172091	Wire iron/non-alloy steel,steel core wire kind use forsteel reinforced aluminium conductors weight >=0.45% carbon	0	8	185	9 274
72172099	Wire iron/non-alloy steel,steel core wire kind use forsteel unreinforced aluminium conductor weight<=0.45%carbon	274 138	2 570 205	353 738	2 603 322
72173019	Wire iron/non-alloy steel,plated with oth base metal,weight<0.25%carbon,not plated tin	662 191	2 871 872	805 229	3 352 684
72173033	Wire iron/non-alloy steel,weight>=0.6%carbon,brass coatedsteel wire kind used manufacture of pneumatic rubber tyres	21 366	104 037	27 469	190 422
72173034	Wire iron/non-alloy steel,weight>=0.6%carbon,copper coatedsteel wire kind used manufacture of pneumatic rubber tyres	98 237	524 567	63 271	314 435
72179090	Oth than wire iron/non-alloy steel,weight>0.25%carbon	6	2 762	200	12 548
72181000	Stainless steel in ingots/other primary form,semi-finishproduct stainless steel	-	21	-	915
72189100	Steel, stainless; semi-finished products, of rectangular (other than square) cross-section	51 082 240	156 549 450	89 173 973	268 577 298
72189900	Steel, stainless; semi-finished products, other than of rectangular cross-section	49 271 697	431 413 337	85 116 475	746 068 454
72191100	Flat-rolled product stainless steel,width>=600mm,unfurtherwork than hot-rolled in coils,thickness>10mm	2 308 070	7 423 015	4 766 077	14 336 684
72191200	Flat-rolled product stainless steel,width>=600mm,unfurtherwork than hot-rolled in coils,4.75mm>=thickness<10mm	48 896 243	196 648 723	97 581 461	370 041 645

Tabel 3 : Ekspor Indonesia menurut Komoditi (Kode HS 8 digit)

Mei 2021

Kode H S	Uraian golongan barang	Berat bersih (Kg)		Nilai F.O.B. (U S \$)	
		Bulan ini	Kumulatif	Bulan ini	Kumulatif
(1)	(2)	(3)	(4)	(5)	(6)
72191300	Flat-rolled product stainless steel,width>=600mm,unfurtherwork than hot-rolled in coils,3mm>=thickness<4.75mm	80 969 308	344 434 283	160 037 405	644 509 738
72191400	Flat-rolled product stainless steel,width>=600mm,unfurtherwork than hot-rolled in coils,thickness<3mm	22 733 301	93 407 576	43 646 629	171 461 547
72192300	Flat-rolled product stainless steel,width>=600mm,unfurtherwork than hot-rolled not in coils,3mm>=thickness<4.75mm	-	2 633	-	8 911
72193100	Flat-rolled product stainless steel,width>=600mm,unfurtherwork than cold-rolled,thickness>=4.75mm	5 763 228	16 601 830	11 129 946	30 980 080
72193200	Flat-rolled product stainless steel,width>=600mm,unfurtherwork than cold-rolled,3mm>=thickness<4.75mm	28 738 210	127 311 715	55 896 390	239 315 020
72193300	Flat-rolled product stainless steel,width>=600mm,unfurtherwork than cold-rolled,1mm>=thickness<3mm	40 886 548	218 524 760	82 015 807	415 873 569
72193400	Flat-rolled product stainless steel,width>=600mm,unfurtherwork than cold-rolled,0.5mm>=thickness<1mm	8 644 488	26 453 801	19 631 999	55 699 292
72193500	Flat-rolled product stainless steel,width>=600mm,unfurtherwork than cold-rolled,thickness<0.5mm	390 877	2 418 848	1 072 731	5 593 540
72199000	Steel, stainless; flat-rolled, width 600mm or more, n.e.c. in heading no. 7219	359	28 343	13 617	92 341
72201110	Flat roll product stainless,width<600 mm,unfurther workthan hot roll,thickness>=4.75 mm,hoop&strip,width<=400mm	-	299 212	-	47 381
72201190	Flat roll product stainless,width<600 mm,unfurther workthan hot roll,thickness>=4.75 mm,hoop&strip,width>400mm	-	36 983	-	68 121
72201290	Flat roll product stainless,width<600 mm,unfurther workthan hot roll,thickness<4.75 mm,hoop&strip,width>400mm	445 900	1 466 912	851 950	2 646 413
72202010	Flat roll product stainless,width<600 mm,unfurther workthan cold roll,thickness<4.75 mm,hoop&strip,width<=400mm	90 947	353 479	258 460	1 072 875
72202090	Flat roll product stainless,width<600 mm,unfurther workthan cold roll,thickness<4.75 mm,hoop&strip,width>400mm	13 622	64 880	59 698	97 372
72209090	Oth than flat roll product stainless,width<600 mm,unfurtherthan hot/cold roll,thick<4.75 mm,hoop&strip,width>400mm	301 351	963 696	893 449	2 907 280
72210000	Bar&rod,hot-roll,irregularly wound coil,stainless steel	670	1 074	3 490	14 831
72221100	Bar&rod,stainless steel,angle,shape§ unfurther work hotroll,circular cross section	39	4 669	86	25 338
72221900	Steel, stainless; bars and rods, hot-rolled, hot-drawn or extruded, other than of circular cross-section	10 876	78 536	73 504	389 799
72222010	Bar&rod,stainless steel,angle,shape§ unfurther workcolf roll,circular cross section	31 343	31 346	879 193	889 720
72222090	Oth than bar&rod,stainless steel,angle,shape§ unfurtherunfurther work cold roll,circular cross section	116 690	236 910	55 749	125 016
72223090	Oth tha bar&rod,unfurther work than hot/cold,circular crossection	56 574	60 137	850 553	895 285
72224090	Bar&rod,stainless steel,angle,shape§ unfurther workcold roll,circular cross section	952	22 615	150	21 879
72230010	Wire of stainless steel,cross-section>=3mm	50	958	4 382	41 443
72230090	Wire of stainless steel,cross-section<=3mm	619 534	2 981 378	1 854 751	8 690 016
72251100	Flat-rolled product oth alloy steel,width>=600mm,siliconelectrical steel,grain-oriented	-	137 280	-	294 520
72251900	Steel, alloy; flat-rolled, width 600mm or more, of silicon-electrical steel, (other than grain-oriented)	8 025	226 811	11 260	289 763
72254090	Oth than flat-roll product alloy steel,width>=600mm,othunfurther work than hot roll,not in coils,high speed steel	-	33 635	-	64 160

Tabel 3 : Ekspor Indonesia menurut Komoditi (Kode HS 8 digit)

Mei 2021

Kode H S	Uraian golongan barang	Berat bersih (Kg)		Nilai F.O.B. (U S \$)	
		Bulan ini	Kumulatif	Bulan ini	Kumulatif
(1)	(2)	(3)	(4)	(5)	(6)
72259090	Oth than flat-roll product alloy steel,width>=600mm,othunfurther work than cold roll,high speed steel	7 210	29 440	11 200	92 781
72259290	Oth than flat-roll product steel,width>=600mm,unfurtherwork cold roll,othwise coated zinc,high speed steel	140 870	1 039 480	133 120	980 153
72259990	Oth than flat-roll product steel,width>=600mm,unfurtherwork cold roll,high speed steel	-	304 014	-	180 723
72261110	Flat-rolled products of silicon-elect steel,grain-oriented,hoop&strip,width<=400mm	4 276	63 677	11 809	159 150
72261190	Flat-rolled products of silicon-elect steel,grain-oriented,hoop&strip,400mm<width<=600mm	14 368	116 924	39 680	286 998
72261910	Flat-rolled products of silicon-elect steel,oth than grainoriented,hoop&strip,width<=400mm	-	900	-	599
72261990	Flat-rolled products of silicon-elect steel,oth than grain,hoop&strip,400mm<width<=600mm	-	122 396	-	111 677
72262010	Flat-rolled products of high speed steel,hoop&strip,width<=400mm	-	36 500	-	20 965
72262090	Flat-rolled products of high speed steel,hoop&strip,400mm<width<=600mm	-	10	-	15
72269999	Flat-rolled products not high speed&silicon-elect steel,further work than,hoop&strip,width>400mm,not coated zinc	5 033	10 066	18 181	36 362
72272000	Bar&rod,hot roll, irregularly wound coil,oth alloy steel,silico-manganese steel	-	563 707	-	445 686
72279000	Steel, alloy; bars and rods, hot-rolled, in irregularly wound coils, n.e.c. in heading no. 7227	958 210	1 002 490	663 545	696 311
72281090	Oth bar&rod oth alloy steel; angle,shape&sec,hollow drill,,alloy/non-alloy steel,high speed steel,circular cross-sect	854	5 233	4 170	27 795
72282019	Oth bar&rod oth alloy steel; angle,shape§,siliconmangan steel,circular cross-sect,unfurther work hot rolled	-	695	-	884
72283010	Bar&rod oth alloy steel;angle,shape§ unfurther work hotroll,circular cross sect	-	4 554	-	22 472
72283090	Oth than bar&rod oth alloy steel;angle,shape§ unfurtherwork hot roll,circular cross sect	99 752	574 025	94 529	493 522
72285010	Bar&rod oth alloy steel;angle,shape§ unfurther workcold-formed/finished,circular cross sect	60 607	275 478	49 055	217 568
72285090	Oth than bar&rod oth alloy steel;angle,shape§ unfurtherwork cold-formed/finished,circular cross sect	1	610	39	1 099
72286090	Oth than bar&rod,circular cross sect	-	211	-	2 193
72287090	Oth bar&rod oth alloy steel;angle,shape§ unfurther workhot roll	-	5 148	-	2 346
72288090	Oth bar&rod oth alloy steel; angle,shape&sec,hollow drill,sect unfurther hot roll,weight<=0.6%,circular cross-sect	-	3 799	-	17 166
72292000	Wire of oth silico-manganese steel	-	2	-	51
72299020	Wire of oth than silico-manganese steel,cross-sect<=5.5mm	382 810	1 822 772	1 223 573	5 956 184
72299030	Wire of high speed steel	-	126	-	43
72299091	Wire of containing by weight>=0.5% chromium	144 560	856 386	415 479	2 504 813
72299099	Other wire of alloy steel	60 851	294 159	186 156	826 587
73011000	Sheet piling of iron/steel,whether/not drill,punched/madefrom assembled elements	-	820	-	6 118
73012000	Welded angles, shapes and sections of iron or steel	784	1 460 824	4 486	3 082 816
73021000	Rails for railway/tramway track construction material ofiron/steel	-	277 262	-	160 888
73023000	Switch blade, cross frog, point rod&oth cross piece for railway/tramway track construction material of iron/steel	5	5	926	926
73024000	Fish-plates and sole plates for railway/tramwaytrack construction material of iron/steel	-	128 673	-	22 722
73029090	Chairs, chair wedges, rail chips, bedplates, ties forrailway/tramway track construction material of iron/steel	76 562	305 743	133 529	609 129
73030011	Hubless tubes and pipes, of cast iron	7 466	35 402	71 755	351 447
73030019	Tubes and pipes with hub, of cast iron	56 168	354 977	58 440	407 325
73030091	Hollow profiles, of cast iron with external diameter not exceeding 100 mm	-	5	-	29

Tabel 3 : Ekspor Indonesia menurut Komoditi (Kode HS 8 digit)

Mei 2021

Kode H S	Uraian golongan barang	Berat bersih (Kg)		Nilai F.O.B. (U S \$)	
		Bulan ini	Kumulatif	Bulan ini	Kumulatif
(1)	(2)	(3)	(4)	(5)	(6)
73030099	Hollow profiles, of cast iron with external diameter exceeding 100 mm	43 378	132 779	44 406	254 144
73041100	Line pipe used for oil/gas pipelines of stainless steel	395	32 609	1 787	181 789
73041900	Line pipe used for oil/gas pipelines oth of stainless steel	463 978	1 369 012	876 273	4 403 912
73042290	Drill pipe of stainless steel used in drilling for oil/gas with yield strength>=80,000 psi & not threaded pipe-end	-	20 676	-	98 276
73042310	Oth drill pipe of stainless steel used in drilling for oil/with yield strength< 80,000 psi & not threaded pipe-end	-	542 315	-	232 600
73042390	Oth drill pipe of stainless steel used in drilling for oil/with yield strength>=80,000 psi & not threaded pipe-end	-	49 204	-	167 308
73042490	Casing and tubing with yield strength less than 80,000 psi and threaded end, of stainless steel	949 852	5 083 797	5 548 716	32 232 926
73042910	Casing and tubing with yield strength less than 80,000 psi and not threaded end, not of stainless steel	8 350	8 350	44 854	44 854
73042990	Casing and tubing with yield strength less than 80,000 psi and threaded end, not of stainless steel	8 041 492	20 859 713	14 090 576	40 444 986
73043110	Drillrod casing and tubing with pin and box threads, cold-drawn/rolled (cold reduced)	68 202	77 293	88 452	188 235
73043140	Circular cross-section, iron/non-alloy steel,diameter<140mm& carbon weight < 0.45%, cold-drawn/rolled (cold reduced)	-	4 539	-	54 331
73043190	Circular cross-section,iron/non-alloy steel,diameter>=140mm & carbon weight >=0.45%, cold-drawn/rolled (cold reduced)	33	13 673	657	33 271
73043920	High-pressure pipe capable of withstanding a pressure of not<42,000 psi,not cold-drawn/cold-rolled (cold-reduced)	3	9	86	211
73043940	Circular cross-section,iron/non-alloy steel,diameter<140mm&carbon <0.45%,not cold-drawn/cold-rolled(cold-reduced)	-	41 920	-	232 009
73044100	Cold-drawn or cold-rolled (cold-reduced), other of circularcross-section, of stainless steel	-	89	-	692
73044900	Steel, stainless; (excluding cold-drawn or cold-rolled), tubes pipes and hollow profiles of circular cross-section	71 650	75 784	175 580	205 383
73045110	Drillrod casing and tubing with pin and box threads, cold-drawn or cold-rolled (cold-reduced)	-	7 891	-	19 029
73045190	Other high-pressure pipe capable of withstanding a pressureof not < 42,000 psi, cold-drawn/cold-rolled (cold-reduced)	1	6 637	188	25 527
73045990	Other high-pressure pipe capable of w/ standing a pressure of< 42,000 psi, not cold-drawn/cold-rolled (cold-reduced)	11 572	86 125	119 185	748 367
73049090	Oth tubes/pipes/hollow profiles,seamless steel, diameter >= 140 mm & carbon weight >= 0.45%	2 452	67 492	15 860	313 271
73051100	Line pipe of a kind used for oil or gas pipelines:longitudinally submerged arc welded	2 984 940	3 219 105	16 420 420	16 821 247
73051210	Line pipe of a kind used for oil or gas pipelines:longitudinally welded,elect resist welded	2 140	4 345	2 257	18 921
73051290	Line pipe of a kind used for oil or gas pipelines:longitudinally welded,not elect resist welded	-	15 065	-	70 717
73051990	Line pipe of a kind used for oil or gas pipelines:oth spiral or helical submerged arc welded	-	185	-	667
73052000	Casing of a kind used in drilling for oil or gas	662 911	3 402 995	137 278	3 543 893
73053110	Stainless steel pipes and tubes of a kind used in drilling for oil or gas longitudinally welded	86 592	505 323	359 847	2 055 859
73053190	Oth Stainless steel pipes & tubes high-pressure pipe capable of withstanding a pressure of not less than 42,000 psi	-	12 945	-	31 875
73059000	Iron or steel (excluding cast iron); tubes and pipes n.e.c. in heading no. 7305, having circular cross-sections, external diameter exceeds 406.4mm, (not seamless)	-	51 550	-	20 921
73061190	Oth line pipe of a kind used for oil/gas pipelines; welded,of stainless steel	21	1 639	20	20 722
73061910	Oth line pipe of a kind used for oil/gas pipelines; welded,of stainless steel:Longitudinally elect resist welded (ERW)	28 984	87 760	27 005	90 174
73061990	Oth line pipe of a kind used for oil/gas pipelines; welded,of stainless steel,nor ERW &spiral/helical submerged welded	3 450	111 552	9 626	164 279

Tabel 3 : Ekspor Indonesia menurut Komoditi (Kode HS 8 digit)

Mei 2021

Kode H S	Uraian golongan barang	Berat bersih (Kg)		Nilai F.O.B. (U S \$)	
		Bulan ini	Kumulatif	Bulan ini	Kumulatif
(1)	(2)	(3)	(4)	(5)	(6)
73062900	Iron or steel (excluding cast iron); casing and tubing of a kind used in drilling for oil and gas (other than stainless steel or seamless), n.e.c. in chapter 73	-	1 148 976	-	2 484 127
73063021	Copper-plated,fluororesin-coated/zinc-chromated steel tubewith an extrn diamtr<=15 mm:with an extrn diamtr < 12.5 mm	-	1 197	-	26 356
73063029	Oth copper-plated,fluororesin-coated/zinc-chromated steel tube with an extrn diamtr<=15 mm:with an extrn diamtr < 12.5 mm	1 178 135	7 309 338	1 168 485	6 777 588
73063091	Pipe to heater pipe for elemnt elect flat,extrn dia<=12mm,w/intern dia>=12.5mm,extrn dia<140mm&contain weight<0.45%	71 199	417 289	140 581	743 517
73063092	Pipe to heater pipe elemnt of elect flat,extrn dia<=12mm,with intrnl dia>=12.5mm,extrnl dia<140mm&contain weight<0,45%	12 090	12 090	33 012	33 012
73063099	Oth pipe to heater pipe,elemnt elect flat,w/extrn dia<=12mm,w/intrnl dia>=12.5 mm,extrnl dia<140mm &contain weight<0.45%	83 068	481 710	102 754	578 510
73064019	Welded of circular cross-sect,stainless steel,boiler tubestubes with an extrn diameter > 12.5 mm	-	27 115	-	55 043
73064090	Oth Boiler tubes,stainless steel pipe&tube,w/extrnl diamtr>105mm,contain weight 30% nickel,w/extrnl dia>=10mm	75 670	206 216	286 827	843 204
73065099	Pipe oth than boiler tubes with an externaldiameter >12.5mm	32 840	304 155	67 200	620 509
73066110	Hollow profiles of iron/steel,welded with an externaldiagonal <12.5 mm	18 750	18 750	10 000	10 000
73066190	Hollow profiles of iron/steel,welded with an externaldiagonal >=12.5 mm	23 910	217 529	39 857	395 540
73069092	Other than high presure pipes	-	100	-	905
73069099	Other high presure pipes	13 008	14 259	13 698	18 946
73071110	Hubless tube or pipe fittings	6	46	9	72
73071190	Other hubless tube or pipe fittings	9 706	41 412	52 637	176 501
73071900	Iron or steel; cast fittings, other than of non-malleable cast iron	495 431	3 724 638	1 252 960	9 012 852
73072110	Flanges, having an internal diameter of less than 15 cm	79	1 550	1 757	27 880
73072190	Other flanges, having an internal diameter of < 15 cm	47 423	341 125	167 120	1 207 207
73072210	Threaded elbows, bends and sleeves, having an internal diameter of less than 15 cm	4 464	33 910	55 074	603 220
73072290	Other threaded elbows, bends and sleeves, having an internal diameter of less than 15 cm	21 923	41 194	327 756	800 127
73072310	Butt welding fittings, having an internal diameter of less than 15 cm	3 084	12 021	22 004	82 662
73072390	Other butt welding fittings, having an internal diameter of less than 15 cm	1 417	7 086	54 261	247 030
73072910	Oth Flanges Having an internal diameter of less than 15 cm	11 653	84 277	42 660	324 766
73072990	Oth stainless steel oth than flanges,butt welding,threaded elbow,bend & sleeve of iron/steel>=15cm	50 024	359 366	184 482	1 545 212
73079110	Oth tube or pipe fittings flanges,internal diameter<15cm	5 581	40 667	25 634	179 765
73079190	Oth tube or pipe fittings flanges,internal diameter>=15cm	249 819	700 510	665 534	2 789 268
73079210	Oth tube/pipe fittings threaded elbows,bends&sleeves,internal diameter<15cm	-	1 582	-	136 464
73079290	Oth tube/pipe fittings threaded elbows,bends&sleeves,internal diameter>=15cm	501 783	1 492 486	280 694	1 951 795
73079390	Oth tube/pipe fittings,butt weldingfittings,internal diameter>=15cm	30	20 386	50	432 502
73079910	Oth tube/pipe fittings,not butt welding fittings/flanges/elbows,bends & sleeve,internal diameter<15cm	3 850	45 921	110 136	902 011
73079990	Oth tube/pipe fittings,not butt welding fittings/flanges/elbows,bends,sleeve internal diameter>=15cm	340 040	2 673 589	2 123 653	17 673 294
73081010	Bridges and bridge sect.prefabricated modular type joined by shear connectors of iron or steel	-	265 322	-	533 443
73081090	Other bridges and bridge sections of iron or steel	78 070	830 569	58 637	1 300 288

Tabel 3 : Ekspor Indonesia menurut Komoditi (Kode HS 8 digit)

Mei 2021

Kode H S	Uraian golongan barang	Berat bersih (Kg)		Nilai F.O.B. (U S \$)	
		Bulan ini	Kumulatif	Bulan ini	Kumulatif
(1)	(2)	(3)	(4)	(5)	(6)
73082011	Towers with prefabricated modular of iron or steeltype joined by shear connectors	-	25 114	-	21 352
73082019	Other towers of iron or steel	4 197 603	21 806 558	5 471 939	28 001 939
73082029	Other lattice masts of iron or steel	165 373	1 542 605	589 459	4 383 464
73083010	Doors, of a thickness of 6 mm or more not exceeding 8 mm of iron or steel	-	51	-	751
73083090	Oth Doors, of a thickness of 6 mm or more, of iron or steel	132	34 701	707	93 839
73084090	Other equipment for scaffolding, shuttering, propping or pit propping	2 375 864	3 865 792	17 671 814	24 764 524
73089020	Other prefabricated modular type joinedby shear connectors	234 766	3 739 167	1 652 667	18 119 695
73089040	Oth corrugated and curved galvanised plates or sheets prepared for use in conduits, culverts or tunnels	30	121	259	289
73089050	Rail for ships of iron or steel	180 000	194 764	10 000	16 788
73089060	Perforated cable trays of iron or steel	-	26 893	-	214 798
73089092	Guardrails of iron or steel	-	6 000	-	100
73089099	Other guardrails of iron or steel	1 018 433	14 486 141	1 427 709	27 440 339
73090011	Lined or heat-insulated	-	7 550	-	121 108
73090019	Other lined or heat-insulated	242 030	2 307 317	13 192	2 504 674
73090091	Other lined or heat-insulated	8 000	26 800	8 000	29 900
73090099	Other not lined or heat-insulated	14 709	95 989	35 511	157 719
73101010	Tank,cask,drum,can,boxe&similar for any material capacity>50L<=300L,of tinplate	539	13 552	1 765	36 207
73101091	Tank, cask, drum, can, boxe&similar, capacity>50L<=300L, not tinplate, steel casting, forging/stamping in rough state	1	72	11	411
73101099	Other tank, cask, drum, can, boxe&similar, capacity>50L<=300L, not tinplate, steel casting, forging/stamping in rough state	10 999	99 301	21 181	163 423
73102110	Cans which are to be closed by soldering or crimping,of capacity <1L	96 612	194 344	354 822	672 678
73102191	Cans which are to be closed by soldering or crimping,of capacity <1L of tinplate	4 356	34 631	16 425	139 034
73102199	Other cans which are to be closed by soldering or crimping >1L & <50L	73 882	229 391	142 990	500 349
73102910	Other casting, forging or stamping, in the rough state, capacity <1L<50L,of tinplate	28 031	191 839	107 283	713 787
73102991	Other casting, forging or stamping, in the rough state, capacity <1L<50L,of tinplate	9 352	22 805	18 953	64 801
73102999	Other not casting, forging or stamping, in the rough statecapacity >1L<50L,of tinplate	23 527	44 580	114 627	194 078
73110024	Containers for compressed/liquefied gas,of iron/steel seamless steel cylinders,capacity>30L & <110L for LPG	53 626	69 626	62 625	85 025
73110025	Oth containers for compressed/liquefied gas seamless steel cylinders, for Liquefied Petroleum Gas (LPG)	2 450	2 450	539	539
73110027	Oth containers for compressed/liquefied gas,seamless steel cylinders,capacity>30L<110L	276 280	309 040	533 208	554 058
73110029	Oth containers for compressed/liquefied gas seamless steel cylinders, capacity>30L	13 871	283 718	24 308	54 764
73110094	Other Containers for compressed or liquefied gas, of iron or steel with capacity > 30L & < 110L	-	14 450	-	32 700
73110099	Other Containers for compressed or liquefied gas, of iron or steel with capacity > 110L	38 371	256 590	14 261	375 437
73121010	Standed wire,ropes & cables for locked coil,flattened strands&non rotating wire rope	-	13 925	-	16 052
73121020	Stranded wire,rope&cables by plated or coated with brass & of a diameter <=3mm	5 086 726	28 807 286	8 147 370	45 668 812
73121091	Other stranded steel wires for prestressing concrete	-	70 395	-	53 440
73121099	Other stranded wire, rope and cables not prestressed concrete strand wire	5 226	79 141	18 974	270 701
73129000	Iron or steel; plaited bands, slings and the like, not electrically insulated	795 565	4 623 738	1 667 687	11 393 180

Tabel 3 : Ekspor Indonesia menurut Komoditi (Kode HS 8 digit)

Mei 2021

Kode H S	Uraian golongan barang	Berat bersih (Kg)		Nilai F.O.B. (U S \$)	
		Bulan ini	Kumulatif	Bulan ini	Kumulatif
(1)	(2)	(3)	(4)	(5)	(6)
73130000	Barbed wire of iron/steel; twisted hoop/single flat wire,barbed/not, & loosely twisted double wire,used for fencing	189 089	727 756	264 056	1 051 936
73141200	Woven cloth with endless bands formachinery, of stainless steel	-	182	-	3 844
73141400	Iron or steel; woven cloth, of stainless steel, (other than endless bands for machinery)	668	1 740	12 962	49 452
73141910	Other endless bands for machinery oth thn ofstainless steel	-	25	-	290
73141990	Other endless bands for machinery oth than of not stainless steel	471	1 611	28 464	54 528
73142000	Grill,netting&fencing, welded at intersect, of wire withmax cross-sectional dimension>= 3mm & having a mesh>=100cm2	2 500	6 134	3 301	10 721
73143900	Iron or steel wire; grill, netting and fencing, welded at the intersection, n.e.c. in item no. 7314.20, (other than plated or coated with zinc)	1 077 062	1 091 962	4 012 520	4 021 296
73144100	Iron or steel wire; grill, netting and fencing, plated or coated with zinc	387 102	1 476 296	427 686	1 886 481
73144200	Iron or steel wire; grill, netting and fencing, coated with plastic	21 332	312 753	32 477	408 144
73144900	Iron or steel wire; grill, netting and fencing, coated with materials other than zinc or plastic	16	387 329	30	536 374
73151110	Roller chain for bicycles or motorcycle chain	190	24 836	3 776	92 785
73151191	Other roller chain,transmission type of a pitch length >= 6mm & < 32mm	-	447	-	2 116
73151199	Other roller chain, transmsion type of a pitch length > 32 mm	18 112	45 998	12 271	268 770
73151210	Other chain, bicycle or motorcycle chain	-	19	-	130
73151290	Other chain, not bicycle or motorcycle chain	1	755	125	5 093
73151910	Part of bicycles ofmotorcycle chain	4	18	171	958
73151990	Other part of bicycles ofmotorcycle chain	-	369	-	13 506
73158100	Stud-link of iron or steel	-	3 394	-	4 674
73158200	Chain; welded link chain, of iron or steel	-	9 005	-	65 069
73158910	Other chain for bicycles or motorcycle chain	-	8	-	5
73158990	Other chain not formotorcylcles and bicycles	1 733	12 057	400	73 258
73159090	Other parts of not bicycle or motorcycle chain	304 666	2 056 493	1 027 982	6 273 327
73160000	Anchors, grapnels and parts thereof, of iron or steel.	30 500	45 200	25 000	50 299
73170010	Wire nails of iron or steel	95	220	268	867
73170020	Staples of iron or steel	-	74	-	91
73170090	Other wires,staples,dog spikes for sleepes;gang nails of iron or steel	32 241	320 461	34 056	291 930
73181100	Threaded articles, coach screws	10	10	3	4
73181210	Threaded articles other wood screws having a shank of an external diameter <= 16 mm	8	59	535	1 941
73181290	Other threaded articles other wood screws	129	7 136	3 267	34 600
73181300	Screw hooks and screw rings	313	1 510	2 961	12 038
73181410	Self-tapping screws, having a shank of an external diameter not exceeding 16 mm	4	815	203	26 110
73181490	Other Self-tapping screw	1 516	50 105	9 481	140 152
73181510	Other screws and bolts, whether or not with their nuts , or washers having a shank of an external diameter <= 16 mm	234 315	1 282 061	788 630	4 294 993
73181590	Other screws and bolts, whether or not with their nuts or washers, having a shank of an external diameter > 16 mm	636 867	4 323 259	2 902 856	19 110 753
73181610	Nuts for bolts having a shank of an external diameter not exceeding 16 mm	104 690	689 886	992 061	6 079 203
73181690	Other nuts for bolts having a shank of an external diameter not exceeding 16 mm	40 441	366 357	371 598	2 138 618
73181910	Other treaded articles having a shank of an external diameter not exceeding 16 mm	78 550	661 936	66 145	129 492
73181990	Other treaded articles having a shank of an external diameter > 16 mm	5 225	15 897	88 413	264 050
73182100	Non-threaded articles, spring washers & other lock washers	7 607	50 809	186 205	1 243 853
73182200	Non-threaded articles, other washers	19 514	101 240	262 467	1 333 514
73182310	Rivets, having an external diameter not exceeding 16 mm	15	880	854	17 579
73182390	Other rivets	359	3 190	5 563	48 712

Tabel 3 : Ekspor Indonesia menurut Komoditi (Kode HS 8 digit)

Mei 2021

Kode H S	Uraian golongan barang	Berat bersih (Kg)		Nilai F.O.B. (U S \$)	
		Bulan ini	Kumulatif	Bulan ini	Kumulatif
(1)	(2)	(3)	(4)	(5)	(6)
73182400	Cotters and cotter-pin	6 212	32 868	41 780	571 160
73182910	Other non articles, having a shank of an external diameter not exceeding 16 mm	4 871	20 704	22 679	134 114
73182990	Other non articles, having a shank of an external diameter > 16 mm	53 871	435 939	331 797	2 411 739
73194010	Safety pins	5 327	26 694	6 226	34 836
73194020	Other pins	673	13 344	5 465	42 463
73199010	Sewing, darning or embroidery needles	21	196	10 093	25 330
73199090	Other sewing, darning or embroidery needles	1 615	5 814	23 675	74 088
73201011	Suitable for use on motor vehicles of heading 87.02, 87.03 or 87.04	2 858 681	17 383 264	4 844 929	28 357 875
73201012	Suitable for use on other motor vehicles	112 152	817 781	259 300	1 889 969
73201019	Other leaf-springs and leaves therefor :	33 100	119 857	44 065	202 420
73201090	Other suitable for use on motor vehicles or machinery of heading 84.29 or 84.30	151 187	1 239 731	260 986	1 960 858
73202011	Helical spring,suitable for use on motor vehicle/machinery of heading 84.29 or 84.30 for motor vehicles	52 681	360 423	268 288	1 750 971
73202012	Helical spring,suitable for use on motor vehicle/machinery of heading 84.29 or 84.30 for earth-moving machinery	13	595	404	12 454
73202019	Helical spring,suitable for use on motor vehicle/machinery of head 84.29/84.30 not for motor vhcl/earth-moving machine	2 819	28 324	25 718	181 354
73202090	Other helical spring,suitable for use on motor vhcl/machineof head 84.29/84.30 not for motor vhcl/earth-moving machine	17 674	218 790	99 077	738 579
73209010	Other suitable for use on motor vehicles	1 465	9 517	22 911	118 987
73209090	Other suitable not for use on motor vehicles	93 409	382 969	218 466	1 076 395
73211100	Cooking appliances and plate warmers, for gas fuel or for both gas and other fuels	44 717	434 827	254 140	2 868 088
73211200	Cooking appliances and plate warmers, for liquid fuel	72	75 074	135	252 814
73211990	Other, including appliances not for solid fuel	2 448	5 146	25 779	48 554
73218100	Domestic appliances; non-electric, (other than cookers and plate warmers), for gas fuel or for both gas and other fuels, of iron or steel	-	162	-	436
73218200	Domestic appliances; non-electric, (other than cookers and plate warmers), for liquid fuel, of iron or steel	5 495	8 960	1 383	2 545
73219010	Parts of kerosene stoves	1 530	5 886	1 680	14 743
73219020	Parts of cooking appliances & plate warmers using gas fuel	23 158	129 611	57 425	300 958
73219090	Other parts of kerosene stoves/cooking appliances and plate warmers using gas fuel	1 147	30 622	11 081	106 473
73221900	Radiators and parts there of, not of cast iron	-	1 647	-	6 518
73229000	Air heaters and hot air distributors, (not electrically heated), incorporating a motor-driven fan or blower and parts thereof, of iron or steel	64	2 935	63	3 596
73231000	Iron or steel wool; pot scourers and scouring/polishing pads,gloves and the like	15 171	62 970	65 121	275 639
73239110	Kitchenware of cast iron, not enamelled	3 401	87 996	4 305	155 293
73239190	Tableware/oth household articles and parts thereof,of cast iron, not enamelled :	390	7 286	2 148	35 421
73239200	Tableware,kitchenware/oth household articles&parts thereof,of cast iron,enamelled	19 591	66 555	106 226	521 010
73239310	Kitchenware of stainless steel	36 188	303 727	399 305	2 577 492
73239390	Tableware/oth household articles and parts thereof,of stainless steel	12 016	408 364	270 794	4 138 038
73239400	Tableware,kitchenware/oth household articles&parts thereof,of iron (other than cast iron) or steel, enamelled	212 934	979 273	1 769 937	7 506 752
73239910	Kitchenware of iron other than stainless steel andcast iron	241	47 604	2 067	99 886
73239990	Tableware,kitchenware/oth household articles&parts thereof,of iron other than stainless steel and cast iron	173 354	987 194	630 646	3 498 841
73241010	Sinks and wash basins, of stainless steel, kitchen sinks	6 339	15 601	11 701	82 500
73241090	Other sinks and wash basins, of stainless steel	6 877	28 529	47 777	233 885
73242110	Bathtubs having rectangular or oblong interior shape, of cast iron, whether or not enamelled	110	365	875	6 711

Tabel 3 : Ekspor Indonesia menurut Komoditi (Kode HS 8 digit)

Mei 2021

Kode H S	Uraian golongan barang	Berat bersih (Kg)		Nilai F.O.B. (U S \$)	
		Bulan ini	Kumulatif	Bulan ini	Kumulatif
(1)	(2)	(3)	(4)	(5)	(6)
73242190	Oth bathtubs having rectangular or oblong interior shape, of cast iron, whether or not enamelled	2	2	31	31
73242990	Oth bathtubs not having rectangular/oblong interior shape, not of cast iron, whether or not enamelled	50	11 163	171	114 208
73249010	Other, including parts, flushing water closets or urinals (fixed type)	208	4 302	448	8 300
73249091	Parts of kitchen sinks or bathtubs	446	1 991	6 886	11 448
73249093	Parts of flushing water closets or urinals (fixed type)	-	19	-	3 395
73249099	Other parts of kitchen sinks or bathtubs/flushing water closets or urinals (fixed type)	3 480	13 153	49 956	157 048
73251020	Manhole covers, gratings and frames therefor, of non-malleable cast iron	-	144	-	112
73251090	Oth cast articl iron/steel,no malleable cast iron,unmanholecover,gratings&frame therefor/spout&cup for latex collect	2 750	55 223	13 498	217 932
73259100	Grinding balls and similar articles for mills not of non-malleable cast iron	-	10	-	8
73259920	Manhole covers, gratings and frames there for not of non-malleable cast iron	-	205	-	3 662
73259990	Other manhole covers, gratings and frames there for not of non-malleable cast iron	173 288	998 565	427 896	1 830 659
73261100	Grinding balls & similar articles for mills,forged/stamped,but not further worked	216 000	2 630 370	203 025	2 621 682
73261900	Iron or steel; articles n.e.c. in item no. 7326.11, forged or stamped, but not further worked	799 043	4 422 616	8 233 956	42 936 315
73262050	Poultry cages and the like of iron or steel wire	1	173	3	166
73262060	Rat traps of iron or steel wire	-	7	-	37
73262090	Articles of iron or steel wire not poultry cages & the likeor rat traps	1 469 428	9 117 838	2 517 606	15 106 345
73269010	Ships' rudders	15	875	2 305	25 691
73269020	Spouts and cups for latex collection	-	1	-	7
73269030	Stainless steel clamp assemblies with rubber sleeves used for hubless cast iron pipes and pipe fittings	9 804	93 737	276 919	1 327 356
73269060	Bunsen burners	-	500	-	3 360
73269091	Cigarette cases and boxes	36 003	188 336	46 293	538 712
73269099	Cigarette cases and boxes,not of iron or steel	1 223 166	5 023 467	4 251 224	19 277 511
74010000	Copper mattes; cement copper (precipitated copper).	1 151 115	4 656 979	1 273 564	5 223 645
74031100	Refined copper for cathodes and sections of cathodes	16 911 994	72 541 680	169 739 506	642 886 148
74031900	Copper; refined, unwrought, n.e.c. in item no. 7403.1	-	124 197	-	973 224
74032100	Copper-zinc base alloys (brass)	567 115	4 014 594	2 852 127	17 682 077
74032200	Copper-tin base alloys (bronze)	82 938	537 754	663 504	3 815 253
74040000	Copper waste and scrap.	3 279 100	17 236 637	28 011 746	133 054 687
74062000	Powders of lamellar structure; flakes	-	36 607	-	274 134
74071040	Bars and rods of refined cooper	512 056	1 995 370	4 889 442	16 602 426
74072100	Copper bars, rods and profiles of copper-zinc base alloys (brass) of copper alloys	929 333	4 521 849	6 803 391	32 415 079
74072900	Copper; bars, rods and profiles, of copper alloys (other than copper-zinc base alloys)	246	1 275	10 254	40 096
74081110	Copper wire of refined cooper, which the max cross-sectional dimension does not exceed 14 mm	1 517 066	5 963 334	15 266 413	55 354 776
74081190	Copper wire of refined copper, which the maximum cross-sectional dimension does exceed 14 mm	536 000	5 065 101	4 843 718	40 320 513
74081900	Copper; wire, of refined copper, of which the maximum cross-sectional dimension is 6mm or less	2 287 736	15 910 786	22 249 008	140 944 202
74082100	Copper wire, of cooper alloys,of copper-zinc base alloys (brass)	74 570	548 068	607 802	4 061 242
74082200	Copper wire,of cooper alloys of copper-nickel base alloys (cupro-nickel)/copper-nickel-zinc base alloys (nickel silver)	0	17	2	956
74082900	Copper; wire, of copper alloys (other than copper-zinc base alloys, copper-nickel base alloys or copper-nickel-zinc base alloys)	22 151	241 507	184 751	1 879 413
74091100	Copper plates, sheets&strip, of a thickness > 0.15 mm of refined cooper in coils	-	2 829	-	28 469

Tabel 3 : Ekspor Indonesia menurut Komoditi (Kode HS 8 digit)

Mei 2021

Kode H S	Uraian golongan barang	Berat bersih (Kg)		Nilai F.O.B. (U S \$)	
		Bulan ini	Kumulatif	Bulan ini	Kumulatif
(1)	(2)	(3)	(4)	(5)	(6)
74091900	Copper; plates and sheets, of a thickness exceeding 0.15mm, of refined copper, not in coils	772	8 017	11 893	80 200
74092100	Copper plates, sheets and strip, of a thickness > 0.15 mm of copper zinc base alloys (brass) in coils	56 309	302 733	506 217	2 485 961
74092900	Copper; plates and sheets, of a thickness exceeding 0.15mm, of copper-zinc base alloys (brass), not in coils	765	6 140	13 713	135 533
74093100	Copper plates, sheets and strip, of a thickness > 0.15 mm of copper tin base alloys in coils	430	1 445	42 889	57 224
74093900	Copper; plates and sheets, of a thickness exceeding 0.15mm, of copper-tin base alloys, not in coils	3 212	14 839	24 215	129 234
74094000	Copper; plates, sheets and strip, of a thickness exceeding 0.15mm, of copper-nickel base alloys (cupro-nickel) or copper-nickel-zinc base alloys (nickel silver)	0	0	3	4
74099000	Copper; plates, sheets and strip, of a thickness exceeding 0.15mm, of copper alloys	15	164	20 543	56 673
74102110	Copper clad laminate for printed circuit boards, of refined cooper, backed	0	4	220	605
74102190	Other copper clad laminate not for printer circuit boards, backed	-	185	-	97
74102200	Reinforced sheets/plates of polyamide,of copper alloys, unrefined cooper, backed	17	26 077	72	148 614
74111000	Copper tubes & pipes of refined copper	21 174	141 583	268 293	1 758 214
74112100	Copper tubes & pipes of copper alloyswith copper-zinc basealloys (brass)	3	2 594	486	1 638
74112900	Copper; tubes and pipes, of copper alloys (other than copper-zinc, copper-nickel base alloys (cupro-nickel) or copper-nickel-zinc base alloys (nickel-silver))	-	64	-	559
74121000	Copper tube or pipe fittings ofrefined copper	3	622	255	20 666
74122020	Hose fittings,copper tube or pipe fittings of copper alloys	31	59	2 053	2 578
74122091	Other of of cooper alloys,copper tube or pipe fittings of copper-zinc base alloys (brass)	48 833	219 898	758 045	2 945 368
74122099	Other of of cooper alloys,copper tube or pipe fittings not of copper-zinc base alloys (brass)	25 171	230 059	195 016	1 481 410
74130090	Stranded wire, cables, plaited bands & the like, of copper,not electrically insulated, of a diameter > 28.28 mm	3	47	189	610
74151010	Nails and tacks, similar articles of cooper	794	1 019	20	95
74151020	Staples and similar articles of cooper	10	10	35	35
74151090	Drawing pins and similar articles of cooper	2 555	14 365	104 898	616 933
74152100	Washers (including spring washers),other articles,not threaded	1	24	16	5 032
74152900	Copper; rivets, cotters, cotter-pins and similar articles, not threaded	1 403	12 107	3 555	56 395
74153310	Screws, other threaded articles	353	2 881	3 326	36 600
74153320	Bolts and nuts, other threaded articles	1 499	64 512	3 736	672 721
74153900	Copper; articles n.e.c. in heading no. 7415	615	6 340	3 102	38 715
74181010	Pot scourers & scouring or polishingpads, gloves & the like	-	1 029	-	44 650
74181030	Cooking or heating apparatus of a kind used for household purposes, non-electric and parts there of	48	2 556	46	5 338
74181090	Other household articels and parts thereof of coppers	2 617	5 024	6 533	69 730
74182000	Sanitary ware and parts thereof	40	319	745	5 519
74191000	Chain and parts thereof, other articles of cooper	1	190	81	2 907
74199190	Other cast, moulded, stamped / forged but not further worked	161	6 587	6 794	111 878
74199931	Colth (including endless bands) grill & netting of copper wire for machinery	182	1 783	29 284	117 362
74199939	Colth (including endless bands) grill & netting of copper wire not for machinery	-	4	-	29
74199940	Pegas, colth (including endless bands) grill and netting of copper wire	6	397	489	14 799
74199950	Cigarette cases or boxes, colth (including endless bands) grill and netting of copper wire	-	101	-	708
74199960	Cooking or heating apparatus, other than of a kind used for domestic purposes, and parts thereof	-	2 422	-	2 632

Tabel 3 : Ekspor Indonesia menurut Komoditi (Kode HS 8 digit)

Mei 2021

Kode H S	Uraian golongan barang	Berat bersih (Kg)		Nilai F.O.B. (U S \$)	
		Bulan ini	Kumulatif	Bulan ini	Kumulatif
(1)	(2)	(3)	(4)	(5)	(6)
74199970	Articles specially designed for use during religious rites	45	88	91	138
74199999	Other articles of non copper	1 063	3 894	30 590	129 186
75011000	Nickel mattes	7 244 239	32 392 434	75 283 926	351 940 950
75030000	Nickel waste and scrap.	177 769	576 576	447 264	2 739 216
75051200	Bars, rods, profiles and wire of nickel alloyed	-	1	-	252
75052200	Wire of nickel alloyes	-	761	-	3 150
75061000	Nickel plates, sheets, strip & foil of nickel, not alloyed	-	138	-	3 873
75062000	Nickel plates, sheets, strip and foil of nickel alloyes	-	899	-	1 158
75071200	Tubes and pipes of nickel alloyes	-	26 914	-	780 275
75072000	Tube or pipe fittings	-	201	-	94 110
75089030	Bolts and nuts, other articles of not nickel	6	6	0	0
75089050	Electroplating anodes,including those produced byelectrolysis,other articles of not nickel.	932	5 589	639 230	2 911 715
75089090	Other articles of nickel	5 560	36 185	261 930	2 153 022
76011000	Aluminium, not alloyed, Unwrought aluminium	2 750 000	11 750 000	6 689 035	26 424 265
76012000	Aluminium alloys,unwrought aluminium	6 563 972	29 705 720	14 975 832	66 222 455
76020000	Aluminium waste and scrap.	652 899	4 916 892	948 656	6 119 234
76032020	Aluminium Powders of lamellar structure	80 000	600 000	5 964	48 945
76041010	Bars and arods of aluminium, not alloyed	5 952	7 998	28 323	48 234
76041090	Profiles of aluminium, alloyed	324 170	2 183 539	938 650	6 239 886
76042110	Perforated tube profiles for use in evaporator coils ofmotor vhcl ac machines, hollow profiles of aluminium alloys	9	244	984	11 622
76042190	Other hollow profiles of aluminium alloys	714 441	4 590 083	2 296 618	14 610 397
76042910	Extruded bars and rods non aluminium alloys	3 371 712	18 938 365	11 333 959	62 127 747
76042930	Y-shaped profiles for zip fasteners, in coils non aluminium alloys	5	5 603	54	27 390
76042990	Other extruded bars, rods and profiles of non aluminium alloys	59 660	420 727	250 619	1 827 425
76051100	Aluminium wire not alloyed, of which the maximum cross-sectional dimension exceeds 7 mm	249 112	2 118 414	733 242	5 535 217
76051990	Other aluminium wire of non aluminiumnot alloyed	16 005	293 838	55 377	947 624
76052910	Aluminium wire of non aluminium alloys with a diameter not > 0.254mm	-	25	-	49
76052990	Aluminium wire of non aluminium alloyswith a diameter < 0.254mm	11	63 168	5	203 011
76061110	Aluminium plates, sheets & strip of plain figured by rolling of thickness > 0.2 mm	804 823	2 707 131	2 376 050	7 604 608
76061190	Oth aluminium plates, sheets & strip ofplain/figured by rolling of thickness > 0.2 mm	59	14 872	822	46 234
76061220	Aluminium plates, not sensitised, of a kind used in the printing industry	149	740	3 414	16 189
76061232	Sheets of aluminium alloy for making can stock including end stock and tab stock, af aluminium alloys in coils	-	55	-	161
76061233	Sheets of aluminium alloy 5082,5182,<1m in with in coils	-	1	-	1 212
76061239	Oth plain/figured by rolling/pressing but not surface treated of non aluminium alloys	201	201	619	619
76061290	Oth non aluminium alloys plain/figured by rolling/pressing but not surface treated	23 570	198 144	88 464	413 171
76069100	Aluminium; plates, sheets and strip, thickness exceeding 0.2mm, not alloyed, (not rectangular or square)	35	193	792	4 653
76069200	Aluminium; plates, sheets and strip, thickness exceeding 0.2mm, alloys, (not rectangular or square)	318 540	1 145 478	664 598	2 575 240
76071100	Aluminium foil rolled but not further worked, not backed	626 260	4 045 202	2 251 418	13 447 497
76071900	Aluminium; foil, (not backed), of a thickness not exceeding 0.2mm, not rolled	17 093	43 018	65 395	329 636
76072010	Aluminium foil for thermal insulation, backed	44 989	350 621	203 214	1 465 314
76072090	Aluminium foil not for thermal insulation, backed	26 533	213 282	147 831	1 127 496
76081000	Aluminium tubes and pipes of aluminium, not alloyed	-	6 800	-	30 129
76082000	Aluminium tubes and pipes of aluminium alloys	123 389	1 003 718	610 058	4 753 079
76090000	Aluminium tube or pipe fittings (for example, couplings, elbows, sleeves)	22 173	106 285	71 273	460 688
76101010	Aluminium structure for doors & their frames and thresholdsfor doors	33 324	219 083	324 337	2 095 213

Tabel 3 : Ekspor Indonesia menurut Komoditi (Kode HS 8 digit)

Mei 2021

Kode H S	Uraian golongan barang	Berat bersih (Kg)		Nilai F.O.B. (U S \$)	
		Bulan ini	Kumulatif	Bulan ini	Kumulatif
(1)	(2)	(3)	(4)	(5)	(6)
76101090	Aluminium structure for windows & their frames & thresholdsfor doors	140 580	671 560	517 936	2 563 474
76109091	Aluminium structure for bridges and bridge-sections; towers or lattice masts	2 676	21 390	13 107	86 336
76109099	Oth aluminium structure not for bridges & bridge-sections;towers or lattice masts	161 835	1 794 938	741 150	8 217 872
76110000	Aluminium reservoirs, tanks, vats andsimilar containers for any material	6 058	16 791	2 985	25 590
76121000	Aluminium collapsible tubular containers	2 026	24 150	18 959	288 831
76129090	Other aluminium casks, drums, cans, boxes &containersfor any material	673 163	4 018 750	3 539 164	19 285 804
76130000	Aluminium containers for compressed or liquefied gas.	23 942	72 835	173 536	514 610
76141019	Cables of aluminium,not electrically insulated,with steel core, a diameter> 28.28 mm	5 329	34 166	174 801	1 488 137
76141090	Stranded wire, plaited bands and the like, of aluminium, not electrically insulated, With steel core	3 017	14 489	493	29 363
76149011	Cables of aluminium, not electrically insulated, without core, diameter< 25.3 mm	-	17 931	-	138 698
76149019	Cables of aluminium, not electrically insulated, withoutwithout steel core, a diameter> 28.28 mm	35	35	1 403	1 403
76149090	Without steel core	55 594	550 754	307 826	3 363 152
76151010	Pot scourers and scouring or polishing pads,gloves and the like, of aluminium	3 677	3 677	11 230	11 230
76151090	Tableware,kitchenware or Other household articles and parts thereof of aluminium	128 981	945 526	898 143	6 496 579
76152090	Other sanitary ware and parts thereof of aluminium	9 323	28 355	8 046	23 328
76161020	Staples and hooks, bolts and nuts of aluminium	58	235	2 447	8 335
76161090	tacks, screws,screw hooks, rivets, cotters, cotter-pins, washers and similar articles :of aluminium	5 244	13 118	154 121	266 443
76169100	Cloth, grill, netting and fencing, of aluminium wire	1	377	103	21 545
76169920	Ferrules for use in the manufacture of pencilsof aluminium	80	100	2 111	8 274
76169930	Aluminium Slugs, round, of such dimension that the thickness exceeds one-tenth of the diameter	-	13 801	-	39 853
76169940	Bobbins, spools, reels and similarsupports for textile yarnof aluminium	49	36 283	218	94 519
76169951	Venetian blinds of aluminium	2 088	13 793	22 604	137 843
76169959	Blinds other than venetian blind of aluminium	35	2 418	3 201	42 796
76169980	Expanded metal of aluminium	-	5 393	-	16 717
76169990	Other articles of aluminium	126 837	491 037	596 412	3 024 855
78011000	Unwrought refined lead	-	413 809	-	881 655
78019100	Unrefined lead containing by weight antimonyas the principal other element	-	184 456	-	389 095
78019900	Unrefined lead containing by weight antimony not as the principal oth elemen	-	178 951	-	214 573
78041900	Lead plates	-	68 020	-	173 011
78060020	Lead bars , rods, profiles and wire	20 730	168 590	338 226	2 085 584
78060030	Lead tubes,pipes and tube or pipe fittings	100	100	460	460
78060040	Lead wool,washers,electro-plating anodes	-	8 921	-	79 116
78060090	Other articles of lead	-	3 791	-	1 423
79011200	Unwrought zinc, not alloyed containing by weight< 99.99%	139 255	850 419	330 972	1 901 618
79012000	Unwrought zinc, alloys	-	435 564	-	909 809
79020000	zinc waste and scrap	733 438	2 733 294	1 291 651	4 655 520
79031000	Zinc dust	373 367	1 934 186	1 017 386	5 495 543
79039000	Zinc powders and flakes	-	35 000	-	52 332
79050040	Zinc bars, rods, profiles and wire, of a thickness<=0.15mm	-	105	-	210
79050090	Zinc bars, rods, profiles and wire, of a thickness>0.15mm	4 310	20 091	94 091	380 560
79070030	Gutters, roof capping, skylight frames &oth fabricatedbuilding components of zinc	1 000	19 927	100	8 115
79070040	Tubes, pipes and tube or pipe fittings (example couplings, elbows, sleeves) of zinc	7	7	1 567	1 567
79070092	Other household articles of zinc	700	8 510	1 865	28 807

Tabel 3 : Ekspor Indonesia menurut Komoditi (Kode HS 8 digit)

Mei 2021

Kode H S	Uraian golongan barang	Berat bersih (Kg)		Nilai F.O.B. (U S \$)	
		Bulan ini	Kumulatif	Bulan ini	Kumulatif
(1)	(2)	(3)	(4)	(5)	(6)
79070093	Electro-plating anodes, calotsbattery,tacks,nuts,bolts.Nailstencil plates, screws, rivets and similar fastening of zinc	-	6 264	-	26 388
79070099	Other articles undefined of zinc	368 320	1 901 132	400 089	1 731 331
80011000	Unwrought tin, not alloyed	5 326 134	26 634 402	166 198 007	708 797 440
80012000	Unwrought tin alloys	-	30	-	47
80030010	Tin bar for Soldering	83 649	312 904	2 291 881	7 198 140
81019600	Tungsten (wolfram) Wire	10	23	10	17
81019700	Tungsten (wolfram) Waste and scrap	7 394	20 864	131 826	311 660
81029700	Molybdenum waste and scrap	-	195	-	2 485
81033000	Tantalum waste and scrap	9 360	59 585	231 454	1 488 592
81042000	Unwrought magnesium waste and scrap	25 332	909 470	18 492	814 987
81059000	Cobalt; articles n.e.c. in heading no. 8105	-	3 064	-	33 797
81083000	Titanium waste and scrap	-	30 133	-	135 338
81089000	Titanium; other than unwrought, n.e.c. in heading no. 8108	-	1 694	-	20 810
81121300	Beryllium waste and scrap	25 016	25 016	546 632	546 632
82011000	hand tools Spades and shovels	55	937	54	1 597
82013010	hand tools Hoes and rakes	-	10	-	57
82013090	hand tools Mattocks, picks	522	9 652	1 887	12 805
82014000	Axes, bill hooks and similar hewing tools	-	2 750	-	941
82015000	Secateurs and similar one-handed pruners and shears(including poultry shears)	-	116	-	105
82019000	Tools, hand; forks, scythes, sickles, hay knives, timber wedges, and other hand tools of a kind used in agriculture, horticulture or forestry n.e.c. in heading 8201	13	37 673	3 173	182 065
82021000	Hand saws	33	1 082	124	7 884
82022000	Band saw blades	10	295	75	7 618
82023100	Circular saw blades with working part of steel	1 679	8 317	60 843	334 929
82023900	Tools, hand; circular saw blades (including slitting or slotting saw blades), with working part of materials (other than steel)	9 821	47 516	209 357	1 434 499
82024000	Chain saw blades	60	60	131	131
82029100	Straight saw blades, for working metal	29	213	621	3 563
82029910	Straight saw blades, for working Other than metal	-	445	-	1 301
82029990	Saw blades parts	94 698	551 441	969 802	5 921 654
82031000	Files, rasps and similar tools	42 202	184 333	190 633	909 244
82032000	Pliers (including cutting pliers),pincers, tweezers andsimilar tools	2 332	11 170	11 587	65 588
82033000	Metal cutting shears and similar tools	15	63	2 633	3 863
82034000	Pipe-cutters, bolt croppers, perforatingpunches, & similar tools	363	12 829	49 683	91 832
82041100	Hand operated spanners and wrenches non adjustable	568	9 398	9 791	61 159
82041200	Hand operated spanners and wrenchesa djustable	751	4 041	39 593	101 182
82042000	Interchangeable spanner sockets, with or without handles	107	5 738	3 007	45 277
82051000	Drilling, threading or tapping tools, hand operated	123	7 521	404	20 369
82052000	Hammers and sledge hammers	183	12 427	1 906	24 018
82053000	Planes, chisels, gouges & similarcutting tools for working wood	47	178	67	1 305
82054000	Screwdrivers	34	1 509	238	11 095
82055100	Tools, hand; household tools	423	651	1 522	5 169
82055900	Glaziers' diamonds	6 087	15 516	70 884	451 038
82056000	Blow lamps	-	2 940	-	8 266
82057000	Vices, clamps and the like	4 466	38 539	44 936	426 651
82059000	Tools, hand; n.e.c. in heading 8205, incl anvils, portable forges, hand/pedal-operated grinding wheels with frameworks, &sets of articles of two/more of the in heading 8205	8 580	10 254	48 219	70 984
82060000	Tools of two/ more of the headings82.02 to 82.05 put up in sets for retail sale	664	4 412	112 385	152 328
82071300	Rock drilling or earth boring tools, with working part of cermets, Interchangeable tools for hand tools	1 090	5 279	68 500	278 713
82071900	Rock drilling/ earth boring tools, without working part of cermets, Interchangeable tools for hand tools	12 603	57 676	912 751	1 709 645
82072000	Dies for drawing or extruding metal, Interchangeable tools for hand tools	141	139 128	21 160	1 249 104

Tabel 3 : Ekspor Indonesia menurut Komoditi (Kode HS 8 digit)

Mei 2021

Kode H S	Uraian golongan barang	Berat bersih (Kg)		Nilai F.O.B. (U S \$)	
		Bulan ini	Kumulatif	Bulan ini	Kumulatif
(1)	(2)	(3)	(4)	(5)	(6)
82073000	Tools for pressing, stamping or punching, Interchangeable tools for hand tools	133 010	575 587	1 294 494	6 581 343
82074000	Tools for tapping or threading, Interchangeable tools for hand tools	41	48 836	3 271	92 537
82075000	Tools for drilling, other than for rock drilling, Interchangeable tools for hand tools	117 234	588 152	1 152 698	6 131 966
82076000	Tools for boring or broaching, Interchangeable tools for hand tools	248	933	5 054	60 169
82077000	Tools for milling, Interchangeable tools for hand tools	10 397	27 108	743 564	3 571 645
82078000	Tools for turning, Interchangeable tools for hand tools	26	936	3 320	65 540
82079000	Screw driving, interchangeable tools	43 231	615 260	383 031	3 597 888
82081000	Knives and cutting blades for metal working for machine or mechanical appliance	-	1 174	-	3 556
82082000	Knives and cutting blades for wood working for machine or mechanical appliance	42 662	418 437	347 910	3 696 110
82083000	Knives & cutting blades for kitchen appliances or for machines used by the food industry	52	128	1 583	3 394
82084000	Knives & cutting blades for agricultural, horticultural or forestry machines	5	20	15	35
82089000	Tools; knives and cutting blades, for machines or mechanical appliances, n.e.c. in heading no. 8208	1 587	10 063	109 804	494 031
82090000	Plates, sticks, tips and the like for tools, unmounted, of cermets	29	1 119	531	214 576
82100000	Hand-operated mechanical appliances, weighing <=10 kg used in preparation, conditioning or serving of food or drink.	46	1 176	463	10 981
82111000	Sets of assorted articles, Knives with cutting blades, serrated or not, other than knives of heading 82.08	-	9	-	1 732
82119100	Table knives having fixed blades, serrated or not, other than knives of heading 82.08	882	13 110	12 834	196 459
82119299	Flick knives/ spring knives; hunting knives, diving knives and scouts' knives; penknives, with blades <15 cm length	95	507	281	1 804
82119321	Knives having other than fixed blades, used for agriculture, horticulture or forestry :With handle of base metal	5	5	2 550	2 550
82119329	Knives having other than fixed blades, used for agriculture, horticulture or forestry :With handle other than base metal	-	0	-	4
82119390	Knives having other than fixed blades for household	30	207	262	4 376
82119490	Blades For knives of a kind used for household	1	438	1	1 817
82119500	Knife handles of base metal	2	15	203	4 622
82121000	Razors	7	3 214	222	220 224
82122010	Double-edged razor blades	82	1 043	3 118	33 444
82122090	Safety razor blade blanks in strips	-	205	-	3 187
82130000	Scissors, tailors' shears and similar shears, and blades there for	44	3 048	240	13 707
82141000	Paper knives, letter openers, erasing knives, pencil sharpeners and blades therefor	1	266	5	11 529
82142000	Manicure/ pedicure sets and instruments including nail files	5	5	72	72
82149000	Cutlery; hair clippers and mincing knives	51	4 941	165	19 437
82151000	Sets of assorted articles similar kitchen or tableware containing at least one article plated with precious metal	125	204	496	1 243
82152000	Sets of assorted articles similar kitchen or tableware	87 771	122 714	925 048	1 362 347
82159100	Similar kitchen/table ware plated precious metal (example: Spoons, forks, ladles, skimmers, fish/butter knives, sugartongs)	-	60	-	608
82159900	Similar kitchen/table ware not plated precious metal (example: Spoons, forks, ladles, skimmers, fish/butter knives, sugartongs)	51 438	552 952	491 586	6 070 817
83011000	Padlocks (key, combination/ electrically operated), of base metal	410	2 565	11 246	70 120
83012000	Locks of a kind used for motor vehicles	41 279	237 955	604 629	3 317 235
83013000	Locks of a kind used for furniture of base metal	8	5 359	408	4 345
83014020	Door locks of base metal	161	6 734	2 080	24 764
83014090	Other padlocks and locks of base metal	716	5 193	29 008	78 624

Tabel 3 : Ekspor Indonesia menurut Komoditi (Kode HS 8 digit)

Mei 2021

Kode H S	Uraian golongan barang	Berat bersih (Kg)		Nilai F.O.B. (U S \$)	
		Bulan ini	Kumulatif	Bulan ini	Kumulatif
(1)	(2)	(3)	(4)	(5)	(6)
83015000	Clasps and frames with clasps, incorporating locks of basemetal	128	579	1 638	7 391
83016000	Parts of padlocks and locks of base metal	21 428	110 593	321 874	1 590 493
83017000	Keys presented separately of padlocks and lockof base metal	1 507	6 194	71 096	276 724
83021000	Hinges of base metal	19 864	137 802	151 419	1 062 865
83022010	Castors with mounting of base metal, a diameter , 100 mm < diameter <= 250 mm (including tyres)	2	482	124	4 281
83022090	Castors with mounting of base metal, a diameter< 100 mm (including tyres)	12 392	22 182	57 791	127 804
83023010	Hasps suitable for motor vechiles of base metal	15	166	579	1 193
83023090	mountings,fittings and similar articles suitable for motor vehicles of base metal	139 531	811 274	511 232	3 148 800
83024131	Hasps suitable for building of base metal, a kind suitablefor building	23	561	623	12 939
83024139	Bolts; hooksand eyes; staplesof base metal, a kind suitable for building	7	1 620	96	58 868
83024190	Other mounting, fittings, and similar article of base metal,a kind suitable for building	346 711	1 867 790	1 238 803	7 299 195
83024220	Hasps of base metal of a kind suitable for furniture	1	1	133	133
83024290	Other mounting, fittings, and similar article of base metal,a kind suitable for furniture	105 331	631 276	515 908	2 681 352
83024910	Base metal mountings, fittings and similar articles of a kind suitable for saddlery	6	29	157	515
83024991	Hasps of base metal a kind suitable for trunks, chests, caskets or the like	-	3	-	23
83024999	Base metal fittings and similar articles of a kind suitablefor trunks, chests, caskets or the like	39 542	206 728	151 427	858 365
83025000	Hat-racks,hat-pegs, brackets and similar fixtures of base metal	21 246	93 113	288 958	1 125 668
83026000	Automatic door closers of base metal	32 337	154 853	181 617	900 472
83030000	Armoured/reinforced safes,strong-boxes&doors, safe deposit lockers for strong-rooms, cash or deed boxes of base metal.	358 616	1 730 154	712 242	3 529 873
83040010	Filing cabinets or card-index cabinets of base metal	2 157	29 667	14 558	82 664
83040091	Office/desk equip of aluminium (paper trays,paper rests,pen trays,office-stamp) oth than office furniture of head 94.03.	610	4 444	765	36 129
83040099	Office/desk equip of other metal (paper trays/ rests, pen trays,office-stamp) oth than office furniture of head 94.03.	1 109	46 364	11 866	48 939
83051090	Fittings for loose-leaf binders/files oth than double loop wire binders	350	935	2 892	7 935
83052010	Staples in strips for office use of base metal	30	1 284	30	603
83052090	Staples in strips for other than office use (example, upholstery, packaging) of other metal	5	28	20	950
83059010	Paper clips	3 597	3 739	402	613
83059090	Othrer office articles and part of base metal	3	2 227	1 036	7 611
83061000	Bells, gongs and the like, non-electric, of base metal	7 306	31 856	67 729	344 002
83062100	Statuetes and other ornamen plated with precious metal	970	5 632	13 693	67 835
83062910	Statuetes and other ornamen of copper or lead	22 810	118 832	173 352	966 857
83062930	Statuetes and other ornamen of aluminium	4 095	33 991	103 735	588 970
83062990	Statuetes and other ornamen of iron or steel	85 207	473 080	604 794	3 018 141
83063010	Photograph, picture or similar frames;mirrors : of copper	1 818	4 495	4 768	22 304
83063091	Metallic mirrors reflecting traffic views at roadintersections or sharp corners of base metal	-	505	-	4 344
83063099	Photograph,picture or similar frames;mirrors made of basemetal other than copper	4 165	43 156	27 463	289 400
83071000	Flexible tubing of base metal, with or without fittings of iron or steel	6 348	24 728	42 797	162 577
83079000	Flexible tubing of base metal, with or without fittings of other base metal	88	350	132	528
83081000	Hooks,eyes,eyelets of base metal used for clothing/clothingacc, footwear, jewellery, watches, books, awnings, leather	1 712	29 972	37 223	607 974
83082000	Tubular or bifurcated rivets of base metal	-	189	-	8 414
83089010	Beads including parts of base metal	297	6 611	5 044	84 356

Tabel 3 : Ekspor Indonesia menurut Komoditi (Kode HS 8 digit)

Mei 2021

Kode H S	Uraian golongan barang	Berat bersih (Kg)		Nilai F.O.B. (U S \$)	
		Bulan ini	Kumulatif	Bulan ini	Kumulatif
(1)	(2)	(3)	(4)	(5)	(6)
83089090	Clasps, frames with clasps, buckles, buckle-clasps of base metal	10 764	59 697	172 053	887 176
83091000	Crown corks of base metal	2 458	3 716	8 118	12 825
83099020	Top ends of aluminium cans	114 907	265 972	536 055	1 205 877
83099070	Other caps for cans of base metal	145 585	650 213	329 037	1 410 774
83099081	Bottle caps; screw caps of aluminium	-	4	-	34
83099089	Bungs for metal drums; bung covers; seals; case corner protectors of aluminium	21	2 772	327	31 460
83099091	Bottle caps; screw caps of base metal other than aluminium	-	6 094	-	22 699
83099092	Bungs for metal drums; bung covers; seals; case corner protectors of base metal other than aluminium	23 051	38 869	108 158	171 972
83099099	Other packing accessories of base metal	10 661	59 437	145 887	781 274
83100000	Sign-plates, name-plates, address-plates and similar plates,numbers,letters,other symbols of base metal,excl head 94.05	1 078	4 364	3 859	30 097
83111010	Coated electrodes of base metal,for electric arc-welding in rolls	35 520	156 073	51 718	271 014
83111090	Coated electrodes of base metal, for electric arc-welding in a forms other than rolls	552 184	2 925 622	1 111 997	5 744 297
83112021	Cored wire of alloy steel, by weight, contain >=4.5 % carbon and >=20 % chrom,for electric arc-welding in rolls	46	46	134	134
83112029	Cored wire of alloy steel, by weight, contain >=4.5 % carbon and >=20 % chrom,for electric arc-welding, in rods	2	4	2	28
83112090	Cored wire made of base metal other than alloy steel, for electric arc-welding	4 543	9 959	39 595	57 396
83113021	Cored wire of alloy steel,by weight, contain >=4.5 % C and >=20 % Cr,for soldering,brazing, welding by flame in rolls	-	0	-	0
83113029	Cored wire of alloy steel,by weight, contain >=4.5 % C and >=20 % Cr,for soldering,brazing, welding by flame, in rods	25	450	15	1 925
83119000	Wire and rods, of agglomerated base metal powder, used for metal spraying	65	2 058	1 144	53 316
84011000	Nuclear reactors	0	0	2	2
84021110	Watertube boilers with a steam production >45 ton/hour electrically operated, other than central heating hot water	-	5	-	20
84021219	Watertube boilers with a steam production <15 ton/ hour, electric operated, other than central heating hot water	-	48 704	-	602 623
84021929	Boilers,includ hybrid boiler, steam production <=15 ton/hour no electrically operated, other than central heating hot water	-	33 562	-	271 815
84029010	Boiler bodies, shells or casings, parts for Steam or other vapour generating boilers	-	8 700	-	68 057
84029090	Parts for Steam/other vapour generating boilers,other than boiler bodies, shells or casings	1 368	176 404	23 832	1 164 416
84031000	Boilers for central heating boilers, other than those of heading 84.02.	35 200	215 543	243 000	1 246 815
84039090	Parts for central heating boilers, other than Boiler bodies, shells or casings	32 899	799 010	92 226	4 131 599
84041019	Economisers,super-heaters,gas recoverers (Auxiliary plant)for use with boilers of heading 84.02	67	67	985	985
84042000	Condensers (Auxiliary plant) for steam/ other vapour power units for use with boilers of heading 84.02 or 84.03	-	1 016 960	-	2 856 898
84049019	Part for use Auxiliary plant (subheadings 8404.10.11 and 8404.10.19) other than of bodies,shells /casings	-	110	-	6 350
84051000	Producer gas or water gas generators, with/out purifiers; acetylene gas generators and similar water process gas	-	119	-	831
84059000	Parts of producer gas or water gas generators, with/out purifiers; acetylene gas generators and similar	113	187	7 550	9 834
84068210	Steam and other vapour Turbines, output <=5 MW,for other than for marine propulsion	-	8 083	-	34 130
84068290	Steam and other vapour Turbines, output > 5 MW but <40 MW,for other than for marine propulsion	-	35	-	1 810
84069000	Part steam and other vapour turbines	1 536	476 272	284 366	2 722 342
84071000	Spark-ignition reciprocating or rotary internal combustion piston engines for Aircraft	-	10 190	-	1 199 700

Tabel 3 : Ekspor Indonesia menurut Komoditi (Kode HS 8 digit)

Mei 2021

Kode H S	Uraian golongan barang	Berat bersih (Kg)		Nilai F.O.B. (U S \$)	
		Bulan ini	Kumulatif	Bulan ini	Kumulatif
(1)	(2)	(3)	(4)	(5)	(6)
84072110	Spark-ignition reciprocating or rotary internal combustion,a power <=22.38kW/30 hp, for outboard motors	1 938	4 618	22 000	85 679
84072190	Spark-ignition reciprocating or rotary internal combustion,a power>22.38kW/30 hp, for outboard motor	3 002	4 491	34 068	93 681
84072920	Spark-ignition reciprocating or rotary internal combustionfor marine propulsion engines,a power <=22.38kW/30 hp,	7 432	141 517	132 498	2 415 662
84073212	Spark-reciprocating piston engines, cylinder capacity50 < cc <=110, for vehicles of Chapter 87.11	-	72 039	-	959 333
84073221	Spark-reciprocating piston engines, cylinder capacity110 < cc <=250, for vehicles of Chapter 87.01	40	197	24	307
84073222	Spark-reciprocating piston engines, cylinder capacity110 < cc <=250, for vehicles of Chapter 87.01	728 703	5 762 861	9 840 621	73 194 863
84073229	Spark-reciprocating piston engines, cylinder capacitycylinder capacity 110 < cc <=250, oth than 8701 or 8711	3 180	7 219	22 955	54 426
84073320	Spark-reciprocating piston engines, cylinder capacity250 < cc <=1000, for vehicles of Chapter 87.01	82 391	310 733	1 914 036	7 220 122
84073440	Full assembled,spark- reciprocating piston engines,cylindercapacity<=1,100cc, pedestrian controlled tractors	1	86	21	1 973
84073471	Full assembled,spark- reciprocating piston engines,cylindercapacity<=2000cc, for vehicles of Chapter 87	524 882	3 954 648	7 588 379	56 718 831
84073472	Full assembled,spark- reciprocating piston engines,cylindercapacity 2000< cc <=3000, for vehicles of heading 87	403 840	1 437 047	4 571 512	16 623 839
84073473	Full assembled,spark- reciprocating piston engines,cylindercapacity>3000 cc, for vehicles of Chapter 87	22 035	136 512	256 335	1 580 421
84073492	Assembled not complet, spark-reciprocating piston engines, cylinder capacity<=1,100cc, for vehicles of Chapter 87.01	-	10 454	-	140 361
84073494	Assembled not complet, spark-reciprocating piston engines, cylinder capacity<=2000cc, for vehicles of Chapter 87	985 309	4 744 372	7 057 732	33 841 696
84073499	Assembled not complet, spark-reciprocating piston engines, cylinder capacity>3000 cc, for vehicles of Chapter 87	-	285	-	19 336
84079020	Oth Spark-ignition reciprocating/rotary internal combustionpiston engine,a power 18.65< KW <= 22.38	-	0	-	1 050
84079090	Oth Spark-ignition reciprocating/rotary internal combustionpiston engines, of a power > 22.38 kW	320	14 897	4 580	270 929
84081030	Diesel or semi-diesel engines ,a power 100< kW <=750 for marine propulsion	-	180	-	55
84081090	Diesel or semi-diesel engines ,a power >750 kW for marine propulsion	2 111	7 486	73 364	196 315
84082021	Fully assembled , Diesel/ semi-diesel engines, a cylinder capacity<=2000 cc, for vehicles of heading 87	203	479	2 565	6 780
84082022	Fully assembled , Diesel/ semi-diesel engines, a cylinder capacity 2000< cc<=3500 cc, for vehicles of heading 87	-	21 704	-	29 609
84082023	Fully assembled , Diesel/ semi-diesel engines, a cylinder capacity>3500 cc, for vehicles of heading 87	-	3 500	-	22 500
84082096	Assembled not complet, Diesel or semi-diesel engines, of cylinder capacity>3500 cc, for vehicles of heading 87	38 794	181 129	531 351	2 396 387
84089010	Other diesel or semi-diesel engines, a power <= 18.65 kW	-	8 550	-	83 010
84089051	Diesel or semi-diesel engines, power>100 kw, used of head84.29 or 84.30 (example bulldozer,pile-driver,excavator)	125 394	587 483	2 262 758	10 452 927
84089059	Other Diesel or semi-diesel enginesOf a power exceeding 100 kW	40 500	131 304	281 152	1 075 723
84089091	Diesel or semi-diesel engines, power<100 kw, used of head84.29 or 84.30 (example bulldozer,pile-driver,excavator)	3 626	3 626	128 969	128 969
84089099	Other Diesel or semi-diesel engines, a power<100 kW	63 169	747 871	882 230	8 143 938
84091000	Parts of spark-ignition combustion piston engine,for aircraft	360	2 562	240 445	2 705 124
84099111	Carburettors and parts of gasoline engines,for heading 84.29 or 84.30 (exam;bulldozers,excavators,pile driver)	311	871	20 822	26 573
84099112	Cylinder blocks,crank cases of gasoline engines for heading 84.29 or 84.30 (example; excavators,pile driver)	-	2 470	-	12 661

Tabel 3 : Ekspor Indonesia menurut Komoditi (Kode HS 8 digit)

Mei 2021

Kode H S	Uraian golongan barang	Berat bersih (Kg)		Nilai F.O.B. (U S \$)	
		Bulan ini	Kumulatif	Bulan ini	Kumulatif
(1)	(2)	(3)	(4)	(5)	(6)
84099113	Cylinder liner,with an internal diameter 50< mm <=155, of gasoline engines, for heading 84.29 or 84.30	4 951	7 258	55 765	83 005
84099114	Cylinder liner,with an internal diameter >155 mm, of gasoline engines, for heading 84.29 or 84.30	56	1 518	104	6 265
84099115	Cylinder heads and head covers, gasoline engines, for heading 84.29 or 84.30	8 422	30 746	81 359	273 354
84099116	Pistons, with an internal diameter 50< mm <=155, of gasoline engines, for heading 84.29 or 84.30	-	1 284	-	22 813
84099117	Pistons, with an internal diameter >155 mm, of gasoline engines, for heading 84.29 or 84.30	4 353	33 134	54 674	399 292
84099118	Piston rings and gudgeon pins, of gasoline engine, for heading 84.29 or 84.30	14 441	75 665	836 521	4 675 043
84099119	Other parts undefined of gasoline engine for heading 84.29 or 84.30	75 786	402 044	485 064	2 378 434
84099121	Carburettors and parts of gasoline engines, for vehicles of heading 87.01	80	345	72	650
84099129	Other parts undefined of gasoline engine for vehicles of heading 87.01	25	70	30	501
84099131	Carburettors and parts of gasoline engines, for vehicles of heading 87.11	6 519	63 360	305 105	3 055 660
84099132	Cylinder blocks,crank cases of gasoline engines, for vehicles of heading 87.11	2 106	25 758	25 221	293 374
84099135	Cylinder liner,with an internal diameter >155 mm, of gasoline engines, for vehicles of heading 87.11	20 295	387 778	180 066	2 836 615
84099137	Pistons, with an internal diameter 50< mm <=155, of gasoline engines, for vehicles of heading 87.11	6 671	57 279	203 911	1 861 824
84099138	Piston rings and gudgeon pins, of gasoline engines, for vehicles of heading 87.11	965	4 082	10 758	164 418
84099139	Other parts undefined of gasoline engine for vehicles of heading 87.11	101 489	727 289	2 634 200	14 960 194
84099141	Carburettors and parts of gasoline engines, for vehicles of chapt 87, oth than 8701 or 87.11	15 098	143 093	1 110 322	11 104 597
84099142	Cylinder blocks,crank cases of gasoline engines, for vehicles of chapt 87, oth than 8701 or 87.11	317 525	1 415 426	1 552 133	6 959 728
84099144	Cylinder liner,with internal diameter >155 mm,of gasoline engines,for vehicles of chapt 87,oth than 8701 or 8711	993	10 905	9 410	147 660
84099145	Cylinder heads and head covers, of gasoline engine,for vehicles of chapt 87,oth than 8701 or 8711	137 145	726 593	1 105 918	5 960 223
84099146	Pistons, with an external diameter 50<= mm< 155 for other vehicles of chapt 87, oth than 8701 or 87.11	1 537	14 011	28 687	261 931
84099147	Pistons, with an external diameter >155 mm for other vehicles of chapt 87, oth than 8701 or 87.11	40	103	1 951	6 419
84099148	Piston rings and gudgeon pins for other vehicles of Chapter87, oth than 8701 or 87.11	24 307	131 880	2 480 927	12 922 866
84099149	Other parts undefined of gasoline engine for other vehicleof chapt 87, oth than 8701 or 87.11	155 329	902 353	2 039 716	11 971 174
84099151	Cylinder blocks; crank cases, of gasoline engine, a power<= 22.38 kW, propulsion for vessels of Chapter 89	5	30	386	977
84099152	Cylinder liner,with an internal diameter 50<mm<=155, of gasoline engine, power <= 22.38 kW, propulsion for vessels of Chapter 89	41	41	933	933
84099155	Pistons, with an external diameter > 155 mm, of gasolineengine, a power <= 22.38 kW, propulsion for vessels of Chapter 89	1	36	11	1 978
84099159	Other parts undefined of gasoline engine,a power<= 22.38 kW, propulsion for vessels of Chapter 89	6 333	65 699	21 424	206 648
84099171	Cylinder blocks,crank cases of gasoline engines, for other than vehicle or marine propulsion	7	51	532	2 470
84099172	Cylinder liner,with an internal diameter 50< mm <=155, for other than vehicle or marine propulsion	3 019	10 067	20 969	70 580
84099177	Pistons, with an external diameter >155 mm, of gasolineengine, for other than vehicle or marine propulsion	0	3 875	323	32 587

Tabel 3 : Ekspor Indonesia menurut Komoditi (Kode HS 8 digit)

Mei 2021

Kode H S	Uraian golongan barang	Berat bersih (Kg)		Nilai F.O.B. (U S \$)	
		Bulan ini	Kumulatif	Bulan ini	Kumulatif
(1)	(2)	(3)	(4)	(5)	(6)
84099179	Other parts undefined of gasoline engine, for other than vehicle or marine propulsion	25 090	258 081	423 826	4 729 483
84099912	Cylinder blocks; crank cases, for diesel engines of heading 84.29 or 84.30 (example;buldozer,pile-driver,excavator)	1	3 656	577	53 259
84099913	Cylinder liner,with an internal diameter 50< mm <=155, fordiesel engines of heading 84.29 or 84.30	61	409	2 581	6 855
84099914	Cylinder liner,with an internal diameter >155 mm, for diesel engines of machinery of heading 84.29 or 84.30	-	13 553	-	132 651
84099915	Cylinder heads and head covers, for diesel engines of machinery of heading 84.29 or 84.30	-	19	-	621
84099917	Piston, with an internal diameter >155 mm, for dieselengines of machinery of heading 84.29 or 84.30	5	89	150	2 445
84099918	Piston rings and gudgeon pins, for diesel engines machinery of heading 84.29 or 84.30	169	2 418	19 902	150 357
84099919	Other parts undefined for diesel engines of machinery heading 84.29/ 84.30 (exam;buldozer,pile-driver,excavator)	413	39 014	29 870	222 808
84099925	Cylinder heads and head covers,for diesel engines of vehicles of heading 87.01 (tractors)	142 800	919 255	493 248	3 092 287
84099929	Parts of tractors engines, other than carburettor, piston &cylinder	15 622	116 617	183 020	1 525 604
84099931	Carburettor and part thereof for motorcycle & cycle fittedwith an auxiliary motor, with/without side-car, side-car	1 150	3 550	21 025	63 156
84099932	Cylinder block; crank case for motorcycle & cycle fittedwith an auxiliary motor, with/without side-car, side-car	65	335	288	1 011
84099933	Cylinder liner for motorcycle & cycle fitted with anauxiliary motor, with/without side-car, side-car	-	3	-	14
84099935	Piston for motorcycle & cycle fitted with an auxiliarymotor, with/without side-car, side-car	20	20	100	100
84099936	Piston ring & gudgeon pin for motorcycle& cycle fitted withan auxiliary motor, with/without side-car, side-car	5 930	45 289	63 062	426 297
84099939	Part of motorcycle engine, other than carburettor, blok cilinder, crank case, piston & cylinder	-	9 246	-	188 779
84099941	Carburettor and part thereof for vehicle of Chapter 87, oththan of heading 87.01 & 87.11	-	754	-	14 551
84099942	Cylinder block; crank case for vehicle of Chapter 87, otherthan of heading 87.01 & 87.11	1 640 201	9 078 442	5 056 316	29 309 672
84099944	Cylinder liner with internal diameter > 155 mm for vehicleof Chapter 87, oth than of heading 87.01 & 87.11	55	110	678	1 347
84099945	Cylinder head and head cover for vehicle of Chapter 87, oththan of heading 87.01 & 87.11	79 420	567 625	512 066	3 550 129
84099947	Piston with external diameter > 155 mm for vehicle ofChapter 87, other than of heading 87.01 & 87.11	-	345	-	11 968
84099948	Piston ring & gudgeon pin for vehicle of Chapter 87, otherthan of heading 87.01 & 87.11	4 304	40 715	471 780	4 110 505
84099949	Part of vehicle of Chapter 87, oth than carburettor, piston& cylinder, exclude of heading 87.01 & 87.11	246 318	1 419 992	4 537 397	25 632 864
84099953	Cylinder liner with internal diameter > 155 mm for marinepropulsion engine of a power <= 22.38 kW	245	351	800	4 424
84099959	Parts of marine propulsion engine of a power <= 22.38 kW,other than piston & cylinder	2 800	3 151	9 493	9 810
84099962	Cylinder liner with 50 mm <= internal diameter <= 155 mmfor marine propulsion engine of a power > 22.38 kW	2 280 108	9 458 864	4 778 559	19 917 107
84099969	Parts of marine propulsion engine of a power > 22.38 kW,other than piston & cylinder	123 522	1 818 837	1 104 113	8 329 644
84099971	Carburettor and part thereof for engine of heading 84.07 or84.08	-	1	-	177
84099975	Cylinder head and head cover for engine of heading 84.07 or84.08	2 020	21 809	29 214	254 244
84099977	Piston with external diameter>155 mm for engine of heading84.07 or 84.08	-	5 888	-	46 672
84099978	Piston ring & gudgeon pin for engine of heading 84.07/84.08	180	180	1 119	1 119

Tabel 3 : Ekspor Indonesia menurut Komoditi (Kode HS 8 digit)

Mei 2021

Kode H S	Uraian golongan barang	Berat bersih (Kg)		Nilai F.O.B. (U S \$)	
		Bulan ini	Kumulatif	Bulan ini	Kumulatif
(1)	(2)	(3)	(4)	(5)	(6)
84099979	Part of engine of heading 84.07 or 84.08, other than carburettor, piston & cylinder	54 472	563 012	779 523	6 328 994
84101100	Hydraulic turbines & water wheels of a power <= 1,000 kW	-	400	-	3 550
84109000	Parts of hydraulic turbines, water wheels, and regulators	-	378	-	1 508
84111200	Turbo-jets of a thrust > 25 kN	-	7 248	-	320 024
84112100	Turbo-propellers of a power <= 1,100 kW	-	55	-	1 000
84112200	Turbo-propellers of a power > 1,100 kW	-	286	-	65 000
84118100	Gas turbines of a power <= 5,000 kW	263	263	196 829	196 829
84118200	Gas turbines of a power > 5,000 kW	-	15 736	-	3 092 673
84119100	Part of turbo-jets or turbo-propellers	1 444	9 631	848 864	3 688 999
84119900	Part of other gas turbines	41 727	198 013	335 072	24 044 017
84121000	Reaction engines other than turbo-jets	1 019	19 219	123	6 453
84122100	Hydraulic power engine&motor with linear acting (cylinder)	274 009	1 076 193	2 074 010	6 593 400
84122900	Hydraulic power engine&motor with non-linear acting(not cylinder)	19 681	85 230	769 163	1 083 720
84123100	Pneumatic power engine&motor with linear acting (cylinder)	2	185	487	70 520
84123900	Pneumatic power engine&motor with non-linear acting(not cylinder)	591	3 566	31 747	91 236
84128000	Engines; pneumatic power engines and motors, n.e.c. in heading no. 8412	18 502	20 441	16 564	20 989
84129010	Part of reaction engines other than turbo-jets	-	30	-	721
84129020	Part for steam/other vapour power unit incorporating boiler	1 642	6 657	105 213	441 530
84129090	Part of hydraulic & pneumatic power engine and motor	41 376	138 851	963 706	2 306 093
84131100	Pump for dispensing fuel/lubricant, used in filling-station in garages	12	850	2 669	8 050
84131910	Pump fitted with measuring device,electrically operated,excl for dispensing fuel/lubricant in filling-station/garage	3 830	32 601	45 285	136 523
84131920	Pump fitted with measuring device,not-electrically operatedexcl for dispensing fuel/lubricant in filling-station/garage	-	12 511	-	38 497
84132010	Water pumps	2 010	71 017	16 297	678 068
84132020	Breast pumps	-	2 187	-	75 011
84132090	Hand pumps, other than water pump and breast pump	18 429	37 639	10 347	66 889
84133030	Fuel pumps used for engine of motor vehicle designed for transport persons (incl station wagon& racing car) or goods	5 146	31 465	377 307	2 277 560
84133040	Water pumps used for engine of motor vehicle designed for transport persons (incl station wagon& racing car) or goods	221	1 413	14 443	75 823
84133052	Oth water pump for internal combustion piston engine (ex:marine) with inlet diameter > 200 mm, centrifugal type	151	3 782	818	28 354
84133090	Lubricating medium pump for internal combustion pistonengine	59 902	440 132	1 979 616	14 205 123
84134000	Concrete pumps	-	21 280	-	20 500
84135031	Water pumps on reciprocating positive displacement, with flow rate <= 8,000 m3/h, electrically operated	45	201	65	1 413
84135090	Other reciprocating positive displacement pumps (ex: waterpump) with flow rate > 13,000 m3/h	448	11 950	20 959	179 909
84136031	Water pumps on rotary positive displacement, with a flow rate <= 8,000 m3/h, electrically operated	100	3 905	105	28 639
84136040	Water pumps on rotary positive displacement, with 8,000 m3/h < a flow rate <= 13,000 m3/h	400	400	420	420
84136090	Other rotary positive displacement pumps (ex: water pump)with flow rate > 13,000 m3/h	9 539	36 708	81 678	569 109
84137011	Single stage water pump for belt drive/direct coupling withinlet diameter <= 200 mm, centrifugal type	-	220	-	4 887
84137019	Single stage water pump for belt drive/direct coupling withinlet diameter > 200 mm, centrifugal type	57 747	398 516	324 014	2 339 924
84137039	Submersible water pumps with inlet diameter > 200 mm,centrifugal type	4 444	34 162	25 391	95 680
84137042	Oth water pump with flow rate<= 8,000 m3/h & inlet diameter<= 200 mm, electrically operated, centrifugal type	1 884	12 577	12 975	90 572

Tabel 3 : Ekspor Indonesia menurut Komoditi (Kode HS 8 digit)

Mei 2021

Kode H S	Uraian golongan barang	Berat bersih (Kg)		Nilai F.O.B. (U S \$)	
		Bulan ini	Kumulatif	Bulan ini	Kumulatif
(1)	(2)	(3)	(4)	(5)	(6)
84137049	Oth water pump with flow rate<= 8,000 m3/h & inlet diameter>200 mm, whether/not electrically operated, centrifugal type	2 016	11 407	14 593	69 181
84137099	Other water pumps with flow rate > 13,000 m3/h & inletdiameter > 200 mm, centrifugal type	7 758	18 971	220 466	314 653
84138113	Water pumps with flow rate <= 8,000 m3/h, electrically operated	244 075	1 423 023	1 185 612	6 861 417
84138119	Water pumps with flow rate > 13,000 m3/h, whethe/notelectrically operated	13 391	178 268	209 358	1 727 723
84138210	Liquid elevators, electrically operated	28	32 117	175	625 879
84138220	Liquid elevators, not electrically operated	-	5	-	26
84139120	Parts of breast pump and hand pump (other than water pump)	240	6 321	320	253 571
84139130	Parts of single stage water pumps for belt drive or directcoupling with inlet diameter<= / > 200 mm, centrifugal type	1	79	8	2 093
84139140	Parts of submersible water pump & oth water pump with flowrate <= & / > 13,000 m3/h & inlet diameter <= / > 200 mm	62 381	208 074	449 321	928 029
84139190	Part of fuel/lubricating/cooling medium pump,concrete pump,reciprocating/rotary positive displacement water pump	290 182	1 281 911	2 895 642	15 743 420
84139200	Parts of liquid elevators	-	98	-	2 045
84141000	Vacuum pumps	6 212	14 130	44 762	199 735
84142010	Bicycle pumps	194	264	2 570	3 176
84142090	Hand or foot operated air pumps other than bicycle pumps	8 667	23 871	106 373	119 376
84143040	Compressors used in refrigerating equip, with refrigerationcapacity > 21.10 kW or displacement revolution >= 220 cc	2 640	14 583	73 397	223 391
84143090	Compressors used in refrigerating equip, with refrigerationcapacity <= 21.10 kW or displacement revolution < 220 cc	21 541	113 820	329 118	1 469 869
84144000	Air compressors mounted on a wheeled chassis for towing	7 771	123 207	72 410	667 977
84145110	Table & box fans with a self-contained electric motor of aoutput <= 125 W	8 652	23 134	583	23 473
84145191	Floor,wall,window,ceiling/roof fans of an output <= 125 Wwith protective screen	2 728	56 610	21 771	333 906
84145199	Floor,wall,window,ceiling/roof fans of an output <= 125 Wwith un-protective screen	1 179	30 978	4 508	265 600
84145920	Explosion-proof air fans used in underground mining ofa capacity <= 125 kW	479	1 448	17 400	52 387
84145930	Blowers of a capacity <= 125 kW	7 711	36 246	150 607	598 427
84145941	Fans excl: table/floor/wall/similar; explosion-proof air;blower, with capacity <= 125 kW & protective screen	2	3 531	24	79 884
84145949	Fans excl: table/floor/wall/similar; explosion-proof air;blower, with capacity <= 125 kW & protective screen	58 716	292 073	1 025 137	5 300 137
84145950	Blowers of a capacity > 125 kW	335	8 568	904	52 137
84145991	Fans excl: table/floor/wall/similar; blower, with capacity> 125 kW & protective screen	-	709	-	9 927
84145992	Explosion-proof air fans used in underground mining withcapacity > 125 kW	3	109	102	10 202
84145999	Fans excl: table/floor/wall/similar; blower, with capacity> 125 kW & un-protective screen	133	43 812	2 125	491 507
84146011	Laminar airflow cabinets fitted with filters in horizontalside <= 120 cm	19 483	160 044	72 352	681 397
84146019	Hoods ventilation fitted with filter in horizontal side<= 120 cm, other than laminar air flow cabinets	3 748	15 091	21 136	85 966
84146099	Hood ventilation not fitted with filter, not for industrialuse in horizontal side <= 120 cm	-	1 638	-	12 192
84148011	Laminar airflow cabinets fitted with filters in horizontalside > 120 cm	232 542	1 245 291	956 339	5 637 399
84148019	Hoods ventilation fitted with filter in horizontal side> 120 cm, other than laminar air flow cabinets	213	4 226	3 178	22 609
84148029	Hood ventilation not fitted with filter, not for industrialuse in horizontal side > 120 cm	14	811	536	3 359

Tabel 3 : Ekspor Indonesia menurut Komoditi (Kode HS 8 digit)

Mei 2021

Kode H S	Uraian golongan barang	Berat bersih (Kg)		Nilai F.O.B. (U S \$)	
		Bulan ini	Kumulatif	Bulan ini	Kumulatif
(1)	(2)	(3)	(4)	(5)	(6)
84148030	Free-piston generators for gas turbines	924	2 593	1 542	83 839
84148041	Gas compression module for use in oil drilling operations	-	5 774	-	83 271
84148042	Compressors used for automotive air conditioners	396 166	2 989 416	6 799 944	51 418 510
84148043	Sealed units for air conditioning machines	-	63	-	4 444
84148049	Compressor excl for refrigerating equip, air, gas in oil-drill operation, automotive AC & sealed unit for AC machine	242 514	2 157 650	1 704 695	11 974 202
84148050	Air pumps with horizontal side > 120 cm	70 651	482 912	659 611	4 693 236
84148090	Hoods ventilation with horizontal side > 120 cm	4 549	13 557	57 082	166 504
84149021	Parts of AC machine, refrigerator, electro-mechanical domestic app & electric instantaneous/storage water heater	2 442	15 057	29 425	176 465
84149022	Parts of blowers	228	2 374	4 397	24 793
84149029	Parts of table, floor, wall, window, ceiling/roof fans & explosion-proof air fans	9 135	18 634	169 216	356 736
84149031	Parts of hoods ventilation fitted/not with filter in horizontal side <= 120 cm	11 397	53 156	154 237	1 012 714
84149032	Parts of hoods ventilation fitted/not with filter in horizontal side > 120 cm	194	1 152	2 414	17 760
84149041	Parts of vacuum pumps for electrically operated machines	-	1 757	-	70 715
84149050	Parts of hand or foot operated air pumps	-	6	-	127
84149060	Parts of compressors used in refrigerating equipment	5 660	33 103	97 635	512 199
84149071	Parts of air compressors mounted on wheeled chassis for towing for electrically operated machines	-	457	-	4 471
84149072	Parts of air compressors mounted on wheeled chassis for towing for not electrically operated machines	-	2 000	-	1 862
84149091	Part of free piston generator, oil drilling gas/automotive AC/sealed unit AC compressor for electrically operated	6 250	44 514	103 467	672 317
84149092	Part of free piston generator, oil drilling gas/automotive AC/sealed unit AC compressor for not electrically operated	11 174	13 488	78 456	333 732
84151010	AC machines of cooling capacity <= 26.38kW fixed to window, wall, ceiling/floor, self-contained/split-system	1 842 087	17 196 232	10 251 568	91 905 738
84151090	AC machines of cooling capacity > 26.38kW fixed to window, wall, ceiling/floor, self-contained/split-system	10 194	59 460	102 289	451 274
84152010	AC machines of cooling capacity <= 26.38 kW used for person in motor vehicles	2 130	15 686	71 394	434 572
84152090	AC machines of cooling capacity > 26.38 kW used for person in motor vehicles	187	896	6 666	14 476
84158111	AC mach of cooling capacity <= 21.10kW, incorp refrigerating & reversible heat pump, used in aircraft	-	32	-	458
84158119	AC mach of cooling capacity <= 21.10kW & air flow rate > 67.96m ³ /min, incorp refrigerating & reversible heat pump, in aircraft	-	88	-	112
84158139	AC mach of cooling capacity > 26.38kW, incorp refrigerating & reversible heat pump, used in motor vehicle not for person	-	143	-	10 800
84158191	AC mach of cooling capacity > 21.10kW & air flow rate > 67.96m ³ /min, incorp refrigerating & reversible heat pump, in marine	0	338	40	2 344
84158193	AC mach of cooling capacity <= 21.10kW & air flow rate > 67.96m ³ /min, incorp refrigerating & reversible heat pump, in marine	11	22	16	50
84158239	AC mach of cooling capacity > 26.38kW, incorp refrigerating unit, used in motor vehicle not for person	-	45	-	7 090
84158291	AC mach of cooling capacity <= 26.38kW, incorp refrigerating unit, used in marine	2 310	2 310	17 128	17 128
84158299	AC mach of cooling capacity > 26.38kW, incorp refrigerating unit, used in marine	-	6 224	-	37 281
84158391	AC mach of cooling capacity <= 26.38 kW, not incorporating refrigerating unit, used in marine	65	2 177	404	21 650
84158399	AC mach of cooling capacity > 26.38 kW, not incorporating refrigerating unit, used in marine	6	6	61	61

Tabel 3 : Ekspor Indonesia menurut Komoditi (Kode HS 8 digit)

Mei 2021

Kode H S	Uraian golongan barang	Berat bersih (Kg)		Nilai F.O.B. (U S \$)	
		Bulan ini	Kumulatif	Bulan ini	Kumulatif
(1)	(2)	(3)	(4)	(5)	(6)
84159013	Part of machine used in aircraft/railway rolling stock with a cooling capacity <= 21.10 kW	104	714	892	5 992
84159014	Part of evaporator/condenser for AC machine for motorvehicle with a cooling capacity <= 21.10 kW	22 729	140 033	544 247	4 021 047
84159015	Part of chassis, welded & painted oth than used in aircraftfor railway with a cooling capacity <= 21.10 kW	5 276	7 103	27 507	38 880
84159019	Part of machine used in marine with a cooling capacity <= 21.10 kW	70 936	443 218	1 251 310	7 941 520
84159029	Part of machine used in other vehicle with air flow rate<= 67.96 m3/min & 21.10 kW < cooling capacity <= 26.38 kW	62	223	1 909	5 093
84159034	Part of machine used in aircraft/RRS with air flow rate> 67.96 m3/min & 26.38 kW < cooling capacity <= 52.75 kW	241	1 776	6 130	44 148
84159045	Part of machine used in other vehicle with air flow rate> 67.96 m3/min & cooling capacity > 52.75 kW	11 908	338 120	376 990	4 775 990
84159049	Part of machine used in other vehicle with air flow rate<= 67.96 m3/min & cooling capacity > 52.75 kW	54 547	155 597	481 747	2 425 231
84162000	Furnace burners for pulverised fuel or gas, includingcombination burners	9 007	9 032	38 705	38 815
84163000	Mechanical stokers, including mechanical grates, mechanicalash dischargers and similar appliances	-	6	-	6 085
84169000	Part of furnace burner for liquid fuel/pulverised fuel/gas,mechanic stoker incl grate, mechanic ash discharge& similar	102	916	8 108	82 823
84171000	Furnace & oven for the roasting, melting or other heat-treatment of ores, pyrites/metals	-	77 151	-	388 389
84172000	Bakery ovens, including biscuit ovens	-	62 382	-	414 131
84178000	Furnace & oven including incinerators for laboratory, non-electric	5 185	17 010	32 235	40 984
84179000	Part of industrial or laboratory furnace and oven, includeincinerator, non-electric	880	6 548	2 118	47 566
84181011	Combined refrigerator-freezer of capacity <= 230 l, fittedwith separate external door, household type	2 090 717	12 426 301	8 924 239	48 398 272
84181019	Combined refrigerator-freezer of capacity > 230 l, fittedwith separate external door, household type	4 053 830	24 114 202	17 436 476	94 415 358
84181020	Combined refrigerator-freezer of capacity <= 350 l, fittedwith separate external door, not household type	230	2 586	960	10 649
84181090	Combined refrigerator-freezer of capacity > 350 l, fittedwith separate external door, not household type	43 541	231 943	179 944	1 188 864
84182110	Refrigerator of capacity <= 230l, household & compressiontype	594 151	3 740 243	1 999 402	11 877 791
84182190	Refrigerator of capacity > 230l, household & compressiontype	-	8 755	-	24 308
84182900	Refrigerator for household but not compression type	2 033	8 315	2 091	18 032
84183010	Freezers of a capacity <= 200 l, the chest type	1 360	5 861	4 710	21 300
84183090	Freezers of 200 l < capacity <= 800 l, the chest type	19 651	57 651	14 968	140 715
84184010	Freezers of a capacity <= 200 l, the upright type	163 113	963 470	770 126	4 440 472
84184090	Freezers of 200 l < capacity <= 800 l, the upright type	-	940	-	6 440
84185011	Display counter,show-case&similar of capacity>200 l, incorprefrigerating equipment, for medical/surgical/laboratory	-	739	-	20 382
84185019	Display counter,show-case&similar of capacity>200 l, incorprefrigerating equipment, for storage and display	382 739	1 286 851	1 323 507	5 220 433
84185099	Chest & cabinet of capacity > 200 l, incorporating freezingequipment, for storage and display	4 170	17 404	13 020	53 379
84186910	Beverage coolers	1 524	5 107	28 668	74 776
84186930	Cold water dispenser	9	41	25	267
84186941	Water chillers with refrigeration capacity > 21.10 kW, forair conditioning machines	-	1	-	1
84186949	Water chillers with refrigeration capacity > 21.10 kW, notfor air conditioning machines	-	289	-	2 722
84186990	Refrigerating/freezing equipment, oth than beverage cooler,water chiller for AC or not & scale ice-maker unit	15 207	230 079	156 741	4 482 963
84189100	Parts of furniture designed to receive refrigerating orfreezing equipment	2 034	2 991	9 396	17 590
84189910	Parts of evaporators or condensers	307 251	1 783 178	3 367 618	19 976 703

Tabel 3 : Ekspor Indonesia menurut Komoditi (Kode HS 8 digit)

Mei 2021

Kode H S	Uraian golongan barang	Berat bersih (Kg)		Nilai F.O.B. (U S \$)	
		Bulan ini	Kumulatif	Bulan ini	Kumulatif
(1)	(2)	(3)	(4)	(5)	(6)
84189940	Parts of aluminium roll-bonded panel for good of subhead 8418.10.11, 8418.10.19, 8418.21.10, 8418.21.90, 8418.29.00	525	12 344	28 022	528 694
84189990	Parts of refrigerator, freezer & oth refrigerating/freezing equipment, electric or other; heat pump not for AC machines	204 091	1 161 486	2 874 716	14 537 553
84191110	Instantaneous gas water heater for household type, non-electric	-	1	-	10
84191190	Instantaneous gas water heater not for household type, non-electric	1 341	11 879	8 722	69 020
84191990	Storage water heaters not for household type, non-electric	73	778	17 825	165 177
84192000	Medical, surgical or laboratory sterilisers	46	602	2 224	19 833
84193130	Evaporators for agricultural products	-	65	-	1 500
84193140	Dryers for agricultural product, electrically operated	90	6 789	5 170	168 137
84193220	Dryers for wood, paper pulp, paper/paperboard, notelectrically operated	-	140	-	1 207
84193911	Dryers of machinery for processing material by heating, for the manufacture of PCB/PWB/PCA, electrically operated	-	2 017	-	4 991
84193919	Dryer, oth than for agricultural product, wood, paper pulp, paper/paperboard, electrically operated	153 644	251 271	945 601	2 688 689
84194010	Distilling or rectifying plant, electrically operated	1	120 115	2	803 713
84194020	Distilling or rectifying plant, not electrically operated	-	300	-	19 042
84195010	Cooling towers	62	54 137	300	68 716
84195091	Heat exchange units, other than cooling tower, electrically operated	2 540	3 694	39 567	54 439
84195092	Heat exchange units, other than cooling tower, not electrically operated	0	10 415	61	135 255
84196010	Machinery for liquefying air/oth gas, electrically operated	48	2 004	256	17 395
84198110	Machinery, plant & equipment for making hot drinks/cooking/heating food, electrically operated	192 375	1 109 900	1 029 407	5 678 542
84198120	Machinery, plant & equipment for making hot drinks/cooking/heating food, not electrically operated	55 013	354 177	161 623	1 042 334
84198913	Machinery for processing material by heating, for the manufacture of PCB/PWB/PCA, electrically operated	-	24	-	2 405
84198919	Machinery, plant & equipment, oth than for making hot drink/cooking/heating food, electrically operated	65 866	659 893	1 368 311	9 539 145
84198920	Machinery, plant & equipment, oth than for making hot drink/cooking/heating food, not electrically operated	-	138 044	-	576 295
84199012	Parts of machinery for processing material by heating, for the manufacture of PCB/PWB/PCA, electrically operated	-	9 134	-	6 850
84199013	Parts of casings for cooling towers, electrically operated	5 780	29 985	55 812	230 778
84199019	Parts of mach plant/laboratory for cooking/roasting/drying/steaming/similar excl for domestic, electrically operated	70 550	130 834	193 287	942 680
84199022	Parts of instantaneous gas water heaters, household type, not electrically operated	-	10 520	-	2 263
84199029	Parts of mach plant/laboratory for cooking/roasting/drying/steaming/similar excl for domestic, non-electrically operated	11 069	68 550	247 155	336 422
84201010	Mach for dry film/liquid photo resist, photo-sensitive layer, solder paste, solder/adhesive material on PCB/PWB/component	-	18	-	9 644
84209190	Parts of calendering/rolling mach oth than for dry film/liquid photo/similar on PCB/PWB, cylinders	-	51	-	2 392
84209990	Parts of calendering/rolling mach oth than for dry film/liquid photo/similar on PCB/PWB, not cylinders	98	972	5 919	27 138
84211910	Centrifuges machinery used for sugar manufacture	-	19	-	12
84211990	Centrifuges machinery oth than used for sugar manufacture	3 223	25 172	26 099	286 709
84212111	Filtering machinery and apparatus of a capacity <= 500 l/h for domestic use	631	10 866	4 500	48 919
84212119	Purifying machinery and apparatus of a capacity <= 500 l/h for domestic use	23 213	183 061	152 590	1 111 498

Tabel 3 : Ekspor Indonesia menurut Komoditi (Kode HS 8 digit)

Mei 2021

Kode H S	Uraian golongan barang	Berat bersih (Kg)		Nilai F.O.B. (U S \$)	
		Bulan ini	Kumulatif	Bulan ini	Kumulatif
(1)	(2)	(3)	(4)	(5)	(6)
84212122	Filtering or purifying machinery and apparatus for water ofa capacity > 500 l/h, electrically operated	-	2 744	-	40 746
84212123	Filtering or purifying machinery and apparatus for water ofa capacity > 500 l/h, not electrically operated	-	2 007	-	8 694
84212230	Filtering or purifying beverage other than water machinery of a capacity > 500 l/h, electrically operated	-	2 402	-	7 939
84212290	Filtering or purifying beverage other than water machinery of a capacity > 500 l/h, not electrically operated	3	53	21	603
84212311	Oil filters of internal combustion engines for machinery of heading 84.29 or 84.30	536	5 324	25 945	177 010
84212319	Petrol filters of internal combustion engines for machinery of heading 84.29 or 84.30	44	73 934	40	303 105
84212321	Oil filters of internal combustion engines for motor vehicle of Chapter 87	1 708 281	8 705 240	8 799 628	44 342 015
84212329	Petrol filter of internal combustion engines for motor vehicle of Chapter 87	7 393	95 230	303 800	1 879 343
84212391	Oil filters of internal combustion engines other than for motor vehicle of heading 84.29/84.30 and motor vehicle of Chapter 87	114	3 008	8 026	62 607
84212399	Petrol filters for internal combustion engine other than for motor vehicle of heading 84.29/84.30 and motor vehicle of Chapter 87	652	972	4 579	108 156
84212910	Filtering or purifying machinery and apparatus for liquid of a kind suitable for medical, surgical or laboratory use	12	512	328	8 828
84212920	Filtering or purifying machinery and apparatus for liquid of a kind used for sugar manufacture	-	1	-	137
84212930	Filtering or purifying machinery and apparatus for liquid of a kind used in oil drilling operations	2 789	3 039	64 045	75 865
84212940	Petrol filter other than for medical/surgical/laboratory use, sugar manufacture & oil drilling operations	-	2 559	-	325 752
84212950	Oil filter other than for medical/surgical/laboratory use, sugar manufacture & oil drilling operations	152	1 718	12 350	110 678
84212990	Filtering/purifying machine & apparatus, other than for medical/surgical/laboratory, sugar manufacture & oil drilling operation	202 797	331 866	1 122 621	1 757 271
84213110	Intake air filters of internal combustion engines for motor vehicle of heading 84.29 or 84.30	20	23	3 989	4 466
84213120	Intake air filters of internal combustion engines for motor vehicles of Chapter 87	450 183	2 288 189	3 755 884	19 437 842
84213190	Intake air filters for internal combustion engines other than for motor vehicle of heading 84.29/84.30 and motor vehicle of Chapter 87	3 905	54 066	35 247	569 292
84213920	Air purifiers	1 774	55 444	84 707	381 442
84213990	Filtering/purifying machine & apparatus for gases	15 812	184 804	823 711	4 400 631
84219110	Parts of clothes dryers	-	17	-	7 125
84219120	Parts of centrifuge machinery of a kind used for sugar manufacture	-	1	-	6
84219190	Parts of cream separators or centrifuge machinery other than used for sugar manufacture	200	2 885	12 557	70 170
84219921	Filtering cartridges of oil filter of machine of heading 84.29 or 84.30 and motor vehicle of chapter 87	786	2 394	3 002	9 476
84219929	Filtering cartridges of petrol filter of machine of heading 84.29 or 84.30 and motor vehicle of chapter 87	44 540	211 445	278 740	1 439 529
84219930	Parts of intake air filters for internal combustion engines	6 842	44 384	73 605	365 077
84219991	Parts of filtering/purifying machinery & apparatus for liquid of a kind used for sugar manufacture	-	34 801	-	21 842
84219994	Parts of filtering machinery & apparatus of capacity <= 500 l/h for domestic use	4	4	60	60
84219996	Part of internal combustion engine oil filter for machine of heading 84.29/84.30 & other than for those/motor vehicle Chapter 87	-	12	-	56
84219997	Part of internal combustion engine petrol filter for machine of heading 84.29/84.30 & other than for those/motor vehicle Chapter 87	-	0	-	73
84219998	Part of oil filter other than for medical/surgical/laboratory, sugar manufacture & oil drilling & filtering/purifying for gas	783	16 894	28 005	673 743

Tabel 3 : Ekspor Indonesia menurut Komoditi (Kode HS 8 digit)

Mei 2021

Kode H S	Uraian golongan barang	Berat bersih (Kg)		Nilai F.O.B. (U S \$)	
		Bulan ini	Kumulatif	Bulan ini	Kumulatif
(1)	(2)	(3)	(4)	(5)	(6)
84219999	Part of filtering/purifying mach&aparatus for liquid/gas of 8421.21.19-90,8421.29.10,8421.29.30-40,8421.29.90,8421.39.20	11 934	135 356	238 078	2 347 089
84221100	Dish washing machines for household type	924	6 571	6 346	36 584
84223000	Mach for filling,closing,sealing/labelling bottle/can/box/oth; capsuling bottle/jars/tube/similar; aerating beverage	11	6 025	20	141 173
84224000	Packing/wrapping mach (including heat-shrink wrapping mach)	47 500	115 234	2 285 844	4 903 260
84229010	Parts of dish washing machines for household type	1 200	1 200	19 593	19 593
84229090	Parts of machine of heading 84.22, oth than of dish washingmachines for household type	4 788	34 088	83 941	562 185
84231010	Personal weighing machine, including baby scale; householdscale, electrically operated	1	1 848	6	60 720
84231020	Personal weighing machine, including baby scale; householdscale, not electrically operated	4	350	125	2 399
84232010	Scales for continuous weighing of goods on conveyors,electrically operated	22	527	310	1 405
84232020	Scales for continuous weighing of goods on conveyors,not electrically operated	-	1 315	-	76 342
84233010	Constant weight scale machinery of material into a bag orcontainer, including hopper scale, electrically operated	-	1	-	21
84233020	Constant weight scale machinery of material into a bag orcontainer, including hopper scale, not electrically operated	31	2 170	907	10 812
84238110	Weighing mach of capacity <= 30 kg, electrically operated,oth than of subhead 8421.10, 8423.20 or 8423.30	21 579	107 806	1 074 856	5 192 905
84238120	Weighing mach of capacity<= 30kg,not electrically operated,oth than of subhead 8421.10, 8423.20 or 8423.30	30	30	27	27
84238211	Weighing mach of 30 kg < capacity <= 1,000 kg,electrically operated, oth than of subhead 8421.10, 8423.20 or 8423.30	-	4 806	-	14 117
84238219	Weighing mach of 1,000kg < capacity <= 5,000kg,electricallyoperated, oth than of subhead 8421.10, 8423.20 or 8423.30	3 250	3 529	3 800	56 463
84238229	Weighing mach of 1,000kg<capacity<=5,000kg,not electricallyoperated, oth than of subhead 8421.10, 8423.20 or 8423.30	-	23	-	3 968
84238910	Weighing mach of capacity > 5,000kg, electrically operated,oth than of subhead 8421.10, 8423.20, or 8423.30	3	56	24	478
84238920	Weighing mach of capacity > 5,000kg, not electricallyoperated, oth than of subhead 8421.10, 8423.20 or 8423.30	130	423	17 726	51 121
84239010	Weighing machine weights	200	370	720	2 758
84239021	Part of weighing machinery, electrically operated, oth thanof weighing machine weight	3 151	24 414	93 516	734 380
84239029	Part of weighing machinery, not electrically operated, oththan of weighing machine weight	2	19	4	594
84241010	Fire extinguisher of kind for aircraft, whether/not charged	2	2	50	50
84241090	Fire extinguisher oth than of kind for aircraft,whether/notcharged	279	319	2 666	18 347
84242011	Spray gun & similar appliance, electrically operated, foragricultural / horticultural	8	408	15	2 287
84242019	Spray gun & similar appliance, electrically operated, oththan for agricultural / horticultural	1 461	10 066	100 660	615 920
84242029	Spray gun & similar appliance, not electrically operated,other than for agricultural / horticultural	1 014	1 496	8 154	12 627
84243000	Steam/sand blasting mach & similar jet projecting mach	3 290	54 096	10 225	172 894
84244110	Portable hand-operated insecticide sprayer	3 041	304 882	20 540	2 022 250
84244190	Portable sprayer oth than hand-operated insecticide,electrically operated, for agricultural/horticultural	4	518	43	1 546
84244910	Un-portable sprayer,electrically operated,for agricultural/horticultural	115	133	102	1 240
84244920	Un-portable sprayer, not electrically operated, foragricultural/horticultural	-	3 500	-	4 700
84248210	Drip irrigation systems	-	19	-	475

Tabel 3 : Ekspor Indonesia menurut Komoditi (Kode HS 8 digit)

Mei 2021

Kode H S	Uraian golongan barang	Berat bersih (Kg)		Nilai F.O.B. (U S \$)	
		Bulan ini	Kumulatif	Bulan ini	Kumulatif
(1)	(2)	(3)	(4)	(5)	(6)
84248230	Mechanical appliances, not electrically operated, for agricultural/horticultural,	-	1	-	106
84248910	Hand-operated household sprayers of capacity <= 3 l	4 417	13 306	22 684	68 446
84248920	Spray heads with dip tubes	10	13	20	88
84248940	Wet processing equipment;apparatus for the spot application of liquid;apparatus for the application of dry film/similar	336	926	7 400	21 925
84248950	Mechanical appliances, electrically operated, oth than for agricultural/horticultural	1 541	7 874	25 136	141 896
84248990	Mechanical appliances, not electrically operated, oth than for agricultural/horticultural	12 568	45 827	238 906	707 377
84249010	Parts of fire extinguishers	988	9 979	45 298	345 256
84249021	Parts of spray gun&similar appliance,electrically operated,for agricultural / horticultural	-	331	-	3 122
84249023	Parts of spray gun&similar appliance,electrically operated,oth than for agricultural / horticultural	1 456	5 035	48 178	72 639
84249024	Parts of spray gun & similar appliance, not electrically operated, for agricultural / horticultural	-	2	-	27
84249029	Parts of spray gun & similar appliance, not electrically operated, oth than for agricultural / horticultural	0	16	186	224
84249030	Parts of steam/sand blasting mach & similar jet projecting mach	2 907	3 119	179 982	180 736
84249099	Parts of goods of subheading 8424.89.10, 8424.89.20,8424.89.40, 8424.89.50 or 8424.89.90	21 922	177 530	270 393	2 081 274
84251100	Pulley tackle and hoists oth than skip hoist/hoist used for raising vehicle, powered by electric motor	16 400	17 005	279 648	298 168
84251900	Pulley tackle and hoists oth than skip hoist/hoist used for raising vehicle, powered oth than by electric motor	1 945	44 905	2 693	106 069
84253100	Winches; capstans, powered by electric motor	-	111 650	-	809 970
84253900	Winches; capstans, powered oth than by electric motor	135 463	570 784	1 528 447	3 188 137
84254100	Built-in jacking systems used in garages	-	6	-	4
84254210	Jacks used in tipping mechanisms for lorries, hydraulic	100	17 011	300	43 172
84254290	Jacks not used in tipping mechanisms for lorries, hydraulic	13 246	121 904	157 023	1 103 178
84254910	Hoists used for raising vehicles, electrically operated	15 820	17 018	61 680	65 817
84254920	Hoists used for raising vehicles, not electrically operated	3 096	17 610	9 072	54 793
84261200	Mobile lifting frames on tyres and straddle carriers	6 800	6 810	18 790	28 490
84261930	Gantry cranes	-	3 300	-	2 893
84261990	Transporter cranes	2 120	797 480	28 247	3 353 987
84262000	Tower cranes	-	150	-	710
84264100	Ships' derrick & works trucks fitted with crane on tyres,self-propelled	87 648	324 243	130 800	1 930 182
84264900	Ships' derrick&works trucks fitted with crane not on tyres,self-propelled	23 200	352 654	6 800	362 595
84269100	Ships' derrick & works trucks designed for mounting on road vehicles	-	4 222	-	47 183
84269900	Ships' derrick & works trucks not designed for mounting on road vehicles	-	250	-	15 386
84271000	Self-propelled trucks powered by an electric motor	3 050	9 230	3 761	8 186
84272000	Self-propelled trucks powered oth than by an electric motor	-	2 428 500	-	3 055 000
84279000	Fork-lift trucks	17 747	577 227	73 689	1 487 702
84281031	Lifts for passengers	3 825	6 659	18 805	37 523
84281039	Lifts for goods or materials	-	27	-	18
84282090	Pneumatic elevator & conveyor used oth than for agriculture	6 484	52 566	52 927	1 175 868
84283290	Continuous-action elevator & conveyor, bucket type,other than used for agriculture	2 250	19 401	21 385	195 699
84283390	Continuous-action elevator & conveyor, belt type,other than used for agriculture	-	5 210	-	32 393
84283990	Continuous-action elevator & conveyor, oth than bucket&belt type, other than used for agriculture	-	4 624	-	23 045
84289020	Automated machinery for the transport, handling & storage of PCB, PWB or PCA	-	10	-	39 546

Tabel 3 : Ekspor Indonesia menurut Komoditi (Kode HS 8 digit)

Mei 2021

Kode H S	Uraian golongan barang	Berat bersih (Kg)		Nilai F.O.B. (U S \$)	
		Bulan ini	Kumulatif	Bulan ini	Kumulatif
(1)	(2)	(3)	(4)	(5)	(6)
84289090	Lifting/handling/loading/unloading mach oth than escalator, lift, conveyor, teleferic, auto mach of PCB, mine wagon pusher	758	11 131	33 690	149 033
84291100	Bulldozers and angledozers, track laying	1 352 186	2 633 726	1 268 016	2 341 054
84291900	Bulldozers and angledozers, oth than track laying	324 720	1 184 913	169 328	536 829
84292000	Graders and levellers	-	62 480	-	119 040
84293000	Scrapers	0	0	5	5
84294030	Tamping machines	100	22 854	350	53 700
84294040	Vibratory smooth drum roller with a centrifugal force drum <= 20 t by weight	523 690	2 550 085	2 234 447	11 493 455
84294050	Vibratory road roller with a centrifugal force drum > 20 t by weight	-	20 635	-	93 756
84294090	Road roller other than vibratory	16 882	432 903	95 660	1 210 900
84295100	Front-end shovel loaders	-	4 830	-	88
84295200	Machinery shovels with a 360° revolving superstructure	4 596 241	23 925 083	22 605 586	110 172 703
84295900	Mechanic shovels, excavators & shove loaders, excl front-end shovel, mach 360 revolving superstructure	660 924	2 469 294	726 862	3 316 083
84301000	Pile-drivers and pile-extractors	6	132 121	28	2 797 684
84303100	Coal/rock cutters and tunneling machine, self-propelled	2 212	3 957	741	5 941
84303900	Coal/rock cutters and tunneling machine, not self-propelled	2	377	34	1 034
84304100	Boring or sinking machinery; self-propelled, n.e.c. in heading no. 8430	10	10 790	150	339 906
84304910	Wellhead platforms & integrad produc modules suitable for use in drilling operations	-	7 865	-	114 098
84304990	Oth boring/sinking machinery, not self-propelled, oth than wellhead platforms & integrad produc modules	754 178	2 378 375	2 200 216	6 945 229
84305000	Machinery; for handling earth, minerals or ores, self-propelled, n.e.c. in heading no. 8430	6 280	30 380	145 000	515 834
84306900	Machinery; for moving, levelling, scraping, grading, excavating earth minerals or ores; not self propelled n.e.c in 84.30	66	76	72	82
84311013	Parts suitable for used of electric pulley tackle & hoists, winches and capstans, jacks	32 397	47 127	775 739	820 448
84311019	Parts suitable for used oth of electric pulley tackle & hoists, winches and capstans, jacks	7	16 055	65	32 010
84311029	Parts suitable for used oth of non-electric pulley tackle & hoists, winches and capstans, jacks	1 557	11 570	5 344	58 912
84312010	Parts suitable for used of self-propelled fork-lift trucks	16	1 368	1 478	17 141
84312090	Parts suitable for used of not self-propelled fork-lift trucks	1 848	6 455	5 313	42 671
84313110	Parts suitable for used of passengers lifts & escalators and moving walkways	1	201	20	6 833
84313120	Parts suitable for used of non passengers lift & skip hoists	13 195	28 822	41 689	160 250
84313910	Part suitable for mach 84.28, excl lift, skip hoist/escalator, of subhead 8428.20.10/8428.32.10/8428.33.10/8428.39.10	57	5 086	1 174	86 325
84313940	Parts suitable for machinery of auto mach for the transport, handling & storage of PCB/PWB/PCA	727	4 211	9 858	109 820
84313950	Parts suitable for machinery 84.28, oth than lift, skip hoist/escalators, of goods of subhead 8428.90	-	3 566	-	14 895
84313990	Parts suitable for oth machinery 84.28, oth than lift, skip hoist/escalators	3 510	333 234	14 280	1 333 785
84314110	Buckets, shovels, grabs and grips, for ships' derricks, cranes, mobile lifting and work truck fitted with a crane	52 537	52 537	64 226	64 226
84314190	Buckets, shovels, grabs and grips, for fork-lift trucks, oth works trucks fitted with lifting/handling equipment	30 280	263 819	248 174	1 493 447
84314200	Bulldozer or angledozer blades	16 325	417 582	36 863	482 706
84314300	Parts of boring/sinking machinery of oth boring/sinking machinery	2 593 688	5 585 400	39 232 131	59 487 109
84314910	Parts suitable for ships derricks, cranes, oth than buckets, shovels, grabs and grips, bulldozer/angledozer blades	347 100	2 033 524	657 790	3 386 336
84314920	Cutting edges or end bits for scrapers, graders/levellers	924 117	5 263 372	3 711 510	21 170 309
84314940	Cutting edges or end bits for bulldozer or angledozer blades	-	678	-	666
84314950	Parts of road rollers	163 592	403 300	418 456	1 097 903

Tabel 3 : Ekspor Indonesia menurut Komoditi (Kode HS 8 digit)

Mei 2021

Kode H S	Uraian golongan barang	Berat bersih (Kg)		Nilai F.O.B. (U S \$)	
		Bulan ini	Kumulatif	Bulan ini	Kumulatif
(1)	(2)	(3)	(4)	(5)	(6)
84314990	Oth parts suitable use of oth moving, grading, levelling,scraping, excavating, tamping, compacting	2 616 479	13 192 167	8 659 139	39 256 388
84321000	Ploughs	-	324	-	450
84322900	Scarifiers, cultivators, weeders, hoesand oth harrows	30	56	30	227
84323900	Seeders, planters & transplanters, oth than no-till direct	17 360	17 360	301 056	301 056
84328010	Other machinery for soil preparation/cultivationof agricultural/horticultural	-	6 701	-	56 844
84328020	Lawn/sports-ground rollers	-	1 000	-	4 331
84328090	Other machinery for soil preparation/cultivation	15	9 743	104	47 626
84329010	Parts of machinery of subheading 8432.80.90	5 316	41 332	113 444	873 887
84329090	Parts of oth agricultural, holticultural/forestry mach for soil preparation/cultivation	53	23 122	792	249 801
84331100	Mowers for lawns,parks/sports-grounds, powered, with cutting device rotating on horizontal plane	-	254	-	1 124
84331990	Mowers for lawns,parks/sports-grounds, powered, with oth than cutting device rotating on horizontal plane	-	798	-	1 926
84332000	Mowers; n.e.c. in item no. 8433.1 (including cutter bars for tractor mounting)	2	208	4 380	4 968
84335100	Combined harvester-threshers macinery	6 640	11 640	54 955	97 200
84335200	Threshing machinery; other than combine harvester-threshers	-	1 100	-	2 310
84335990	Oth harvesting machinery	-	1 528	-	117 765
84339090	Parts of oth harvesting/threshing machinery	754	1 515	17 162	18 437
84351010	Presses,crushers&similar mach. used in manfc of wine, ciderfruit juices/similar, electrically operated	270	3 388	1 050	6 284
84351020	Presses,crushers&similar mach. used in manfc of wine, ciderfruit juices/similar, not electrically operated	1	1	12	12
84361020	Machinery for preparing animal feedingstuffs, notelectrically operated	-	2	-	14
84362110	Poultry incubators & brooders, electrically operated	460	628	7 128	7 656
84362910	Poultry-keeping machinery, electric operated	-	26	-	107
84362920	Poultry-keeping machinery, not electric operated	-	15	-	26
84368011	Oth agricultural/holticultural machinery, electricallyoperated	-	4 376	-	4 780
84368019	Oth forestry, poultry-keep/bee-keep machinery, electricallyoperated	-	9	-	42
84369110	Parts of poultry-keep mach./poultry incubator&broodersof elect operated mach. and equipment	-	710	-	1 313
84369919	Parts of oth forestry, poultry-keep/bee-keep machinery electrically operated & equipments	-	3 550	-	6 000
84371010	Mach. for cleaning,sorting/grading seed for grains; winnowing&similar clean mach, electrically operated	380	580	1 450	2 410
84371030	Mach. for cleaning,sorting/grading seed for oth than grainselectrically operated	-	3 800	-	4 364
84371040	Mach. for cleaning,sorting/grading seed for oth than grainsnot electrically operated	242	418	264	1 704
84378010	Rice hullers & cone type rice mills machinery, electricallyoperated	2 782	3 744	4 685	5 570
84378020	Rice hullers & cone type rice mills machinery, notelectrically operated	560	7 605	1 855	14 251
84378030	Industrial type coffee and corn mills machinery, electrically operated	240	2 821	1 182	30 117
84378040	Industrial type coffee and corn mills machinery, notelectrically operated	305	926	925	1 600
84378051	Polishing mach. for rice,sifting&sieving mach bran cleaning&husking mach, electrically operated	302	7 267	755	41 934
84378059	Other machine used in the milling indust or working of cerals, electrically operated	1 885	7 356	4 605	23 012
84378061	Polishing mach. for rice,sifting&sieving mach bran cleaning&husking mach, not electrically operated	-	840	-	1 950
84378069	Other machine used in the milling indust or working of cerals, not electrically operated	320	604	1 743	4 468
84379019	Parts of elect operated mach for used in the milling industry/for the working of cereals/dried vegetables	48	240	138 000	298 986

Tabel 3 : Ekspor Indonesia menurut Komoditi (Kode HS 8 digit)

Mei 2021

Kode H S	Uraian golongan barang	Berat bersih (Kg)		Nilai F.O.B. (U S \$)	
		Bulan ini	Kumulatif	Bulan ini	Kumulatif
(1)	(2)	(3)	(4)	(5)	(6)
84379021	Parts of non elect operated mach for cleaning, sorting/grading seed, grain/dried vegetables	65	65	660	660
84379029	Parts of non elect operated mach for used in the milling industry/for the working of cereals/dried vegetables	275	33 381	354	89 989
84381010	Bakery mach&mach.for manufacture of macaroni, spagettior similar products, electrically operated	5 428	86 394	179 425	1 685 269
84381020	Bakery mach&mach.for manufacture of macaroni, spagettior similar products, not electrically operated	0	0	88	88
84382010	Mach.for the manufacture of confectionery, cocoa/chocolateelectrically operated	-	16 880	-	381 520
84385010	Mach.for the preparation of meat or poultry, electricallyoperated	5 003	222 569	47 975	1 056 018
84386010	Mach.for the preparation of fruits, nuts or vegetables,electrically operated	300	12 260	291	63 990
84386020	Mach.for the preparation of fruits, nuts or vegetables,not electrically operated	-	2	-	10
84388011	Coffee pulpers, electrically operated	219	643	27 146	30 146
84388012	Coffee pulpers, not electrically operated	10	10	522	522
84388091	Other machine for the industrial preparation/manufacture,electrically operated	-	1 504	-	12 571
84389019	Parts of goods of oth elect mach for industrial preparationor manufacture of food/drink, oth than sugar &coffee pulper	115	13 736	1 993	271 340
84389029	Parts of goods of oth non elect mach for industrialprep/manufact of food/drink, oth than sugar &coffee pulper	79	13 667	1 337	216 432
84399900	Parts of machine for making/finishing paper/paperboard	3 108	39 474	77 668	924 938
84401010	Book-binding machinery, incl book-sewing machines,electrically operated	1	27	146	444
84401020	Book-binding machinery, incl book-sewing machines,not electrically operated	1	31	10	319
84409010	Parts of book-binding machinery, incl book-sewing machinesof electrically operated machines	-	5	-	440
84411010	Cutting paper pulp, paper/paperboard machines,electrically operated	45	54 213	1 281	133 170
84411020	Cutting paper pulp, paper/paperboard machines,not electrically operated	-	42	-	113
84412020	Machine for making bags, sacks /envelopes,not electrically operated	-	6	-	14
84418010	Oth machinery for making up paper pulp,paper/paperboardelectrically operated	20	1 681	50	4 572
84419010	Parts of mach.for making up paper pulp, paper/paperboard,of electrically operated machines	308	3 123	7 939	54 425
84419020	Parts of mach.for making up paper pulp, paper/paperboard,of non electrically operated machines	12	12	16	16
84423010	Mach,aparatus&equip for preparing/making plates, cylinders/other printing components, electrically operated	138	227	12 765	60 014
84423020	Mach,aparatus&equip for preparing/making plates, cylinders/other printing components, not electrically operated	10	26	3 932	4 125
84424010	Part of electric machinery, aparatus&equip for preparing/making plates, cylinders/other printing components	9	132	4 576	8 305
84424020	Part of non-electric machinery, aparatus&equip for preparing/making plates, cylinders/other printing component	-	2 460	-	5 700
84425000	Plates, cylinders&oth print components, plates,cyl & lithograph stones, prepared for print purpose	1 175	109 408	21 000	225 231
84431100	Offset printing machinery, reel-fed	490	136 072	1 538	1 108 701
84431300	Printing machinery; offset, n.e.c. in item no. 8443.1	-	238 272	-	1 326 378
84431500	Letterpress printing machinery, oth than reel-fed,excl flexographic printing	-	279	-	6 500
84431600	Flexographic printing machinery	1 935	7 279	9 231	21 867
84431700	Gravure printing machinery	-	13	-	1 627

Tabel 3 : Ekspor Indonesia menurut Komoditi (Kode HS 8 digit)

Mei 2021

Kode H S	Uraian golongan barang	Berat bersih (Kg)		Nilai F.O.B. (U S \$)	
		Bulan ini	Kumulatif	Bulan ini	Kumulatif
(1)	(2)	(3)	(4)	(5)	(6)
84431900	Printing machinery; used for printing by means of plates, cylinders and other printing components of heading 84.42, n.e.c. in item no. 8443.1	60 581	74 503	364 276	706 081
84433111	Colour printer copier, printing by the ink-jet process, capable of connect to an auto data process mach/to network	632	5 567	22 133	163 769
84433119	Non-colour printer copier, printing by the ink-jet process, capable of connect to an auto data process mach/to network	496	15 286	5 529	100 038
84433121	Colour printer copier, printing by the laser process, capable of connect to an auto data process mach/to network	-	8	-	145
84433129	Non-colour printer copier, printing by the laser process, capable of connect to an auto data process mach/to network	-	533	-	1 914
84433131	Combination printer-copier-facsimile machines, colour, capable of connect to an auto data process mach/to network	5 897	8 131	6 395	8 890
84433139	Combination printer-copier-facsimile machines, non-colour, capable of connect to an auto data process mach/to network	-	2	-	20
84433191	Combination printer-copier-scanner-facsimile machines, capable of connect to an auto data process mach/to network	4 114 431	24 294 786	83 990 932	521 293 394
84433199	Oth mach which perform >= 2 function of printing, copying/facs, capable of connect to an auto data process/network	12	84	1 579	23 379
84433219	Dot matrix printers, non colour, capable of connect to an auto data processing mach/to a network	336 050	2 513 064	6 217 284	46 637 333
84433221	Printer ink-jet printers, colour, capable of connect to an auto data processing mach/to a network	243 230	1 931 946	3 208 030	29 517 520
84433229	Printer ink-jet printers, non colour, capable of connect to an auto data processing mach/to a network	1 243	9 126	26 661	64 499
84433231	Laser printers, colour, capable of connect to an auto data processing mach/to a network	-	42	-	876
84433239	Laser printers, non colour, capable of connect to an auto data processing mach/to a network	-	310	-	2 863
84433290	Oth printers, copying mach & facsimile, not combined; capable to connect to network	90 088	603 304	3 076 363	18 104 664
84433920	Electrostatic photocopying apparatus operat by reproduce the original image via intermediate onto the copy (indirect)	-	250	-	400
84433930	Other photocopying apparatus incorporating an optical system	-	35	-	1 414
84433940	Ink-jet printer, not capable of connect to a network	1 502	3 722	3 850	59 155
84433990	Oth printers, copying mach & facsimile, not capable to connect to a network	1 699	8 291	24 281	125 233
84439100	Parts & acc of printing mach used for printing by means of plates, cylinder & oth printing components of head 84.42	74 574	1 292 542	4 454 201	57 506 090
84439910	Parts & acc of screen printing mach for the manufactur of PCB/PWB	7 019	7 024	15 833	15 848
84439920	Ink-filled printer cartridges	454 098	2 609 116	10 231 226	59 231 296
84439990	Parts and accessories of other printing machinery	185 440	470 254	3 219 132	11 782 673
84440010	Mach. For extruding, drawing, texturing/cutting man-made textile materials, electrically operated	-	88	-	170
84451110	Carding machines, electrically operated	-	30	-	1 384
84451210	Combing machines, electrically operated	-	15 080	-	41 363
84451940	Oth machines for preparing textile fibres, electrically operated	-	6 835	-	4 750
84452020	Textile spinning machines, not electrically operated	11	11	21	21
84453010	Textile doubling or twisting machines, electrically operated	-	59 806	-	56 217
84454010	Textile winding (incl weft-winding) or reeling machines, electrically operated	-	43 765	-	166 969
84454020	Textile winding (incl weft-winding) or reeling machines, not electrically operated	9 686	22 721	112 241	201 094
84459010	Mach. for preparing textile for use on electric operated mach for weaving and knitting/stitch-bonding	-	58 050	-	95 205
84461010	Weaving machines (looms) for weaving fabrics of a width <=30 cm, electrically operated	-	13	-	714

Tabel 3 : Ekspor Indonesia menurut Komoditi (Kode HS 8 digit)

Mei 2021

Kode H S	Uraian golongan barang	Berat bersih (Kg)		Nilai F.O.B. (U S \$)	
		Bulan ini	Kumulatif	Bulan ini	Kumulatif
(1)	(2)	(3)	(4)	(5)	(6)
84461020	Weaving machines (looms) for weaving fabrics of a width <=30 cm, not electrically operated	37	37	175	175
84462900	Weaving machines (looms) for weaving fabrics of a width>30 cm, oth than power looms shuttle type	-	52 751	-	105 600
84463000	Weaving machines (looms) for weaving fabrics of a width>30 cm, shuttleless type	-	188 411	-	142 607
84471110	Circular knitting mach with cylinder diameter <=165 mm,electrically operated	-	14	-	773
84471210	Circular knitting mach with cylinder diameter >165 mm,electrically operated	-	18 640	-	40 036
84472010	Flat knitting machines, stitch-bonding machines, electrically operated	13 100	54 225	60 000	200 823
84479010	Mach for making gimped yarns, tulle, lace, embroidery & mach for tufting, electrically operated	45	16 406	20	33 318
84479020	Mach for making gimped yarns, tulle, lace, embroidery & mach for tufting, not electrically operated	22	6 193	613	4 465
84481110	Dobbies and Jacquard, card reducing, copying, punching/assembling mach for use therewith, electrically operated	10 700	10 700	10 000	10 000
84481120	Dobbies and Jacquard, card reducing, copying, punching/assembling mach for use therewith, not electrically operated	0	0	0	0
84481910	Oth auxiliary mach for electric operated mach for knitting,weaving, preparing textile fibres, and extruding/drawing	6	6	400	400
84482000	Parts & acc or auxiliary machines of machine for extruding,drawing, texturing/cutting man-made textile materials	2 751	14 102	377 812	1 940 139
84483100	Card clothing	-	115	-	25
84483200	Part & acc of machines for preparing textile fibres, oth than card clothing	-	68	-	3 869
84483300	Spindel, spindel flyers, spinning rings and ring travellers	77	612	3 732	77 679
84483900	Machines; parts and accessories of machines or auxiliary machinery of heading no. 8445, n.e.c. in item no. 8448.3	50	262	2 884	13 191
84484200	Reeds for looms, healds and heald-frames	242	2 580	13 977	207 528
84484912	Shuttles for non electrically operated machines	-	10	-	2
84484991	Oth parts&acc of weaving machines/of their auxiliary mach, other than shuttles, of electrically operated machines	2 973	17 850	148 474	1 132 476
84484992	Oth parts&acc of weaving machines/of their auxiliary mach, other than shuttles, of non electrically operated machines	92	1 459	4 254	28 476
84485100	Sinker, needles and other articles used on formingstitches	31	2 681	4 703	156 557
84485900	Machines; parts and accessories of machines or auxiliary machinery of heading no. 8447, other than sinkers, needles and other articles used in forming stitches	84	377	10 276	44 761
84490010	Mach for the manufct of finishing of felt/nonwovens in thepiece/in shapes, incl for making hats, elect operated	118	14 118	28 923	29 723
84501110	Household/laundry-type washing mach,full-auto mach, each of a dry linen capacity<=6 kg	160	1 696	175	2 349
84501190	Household/laundry-type washing mach,full-auto mach, each of a dry linen capacity>6 kg but<=10kg	107 592	665 984	385 102	2 724 132
84501210	Household/laundry-type washing mach, with built-in centrifugal drier, each of a dry linen capacity<=6 kg	22 800	24 770	48 158	50 373
84501290	Household/laundry-type washing mach, with built-in centrifugal drier, each of a dry linen 6kg>capacity<=10kg	21 802	127 550	82 963	481 244
84501919	Other household/laundry-type washing mach, electricallyoperated, each of a dry linen capacity>6 kg but not<=10kg	-	1 608	-	4 736
84501999	Other household/laundry-type washing mach, not electricallyoperated, each of a dry linen capacity>6 kg but not<=10kg	3	3	11	14
84502000	Household/laundry-type waching mach, each of a dry linen capacity>10kg	70 850	337 820	322 151	1 577 618

Tabel 3 : Ekspor Indonesia menurut Komoditi (Kode HS 8 digit)

Mei 2021

Kode H S	Uraian golongan barang	Berat bersih (Kg)		Nilai F.O.B. (U S \$)	
		Bulan ini	Kumulatif	Bulan ini	Kumulatif
(1)	(2)	(3)	(4)	(5)	(6)
84509010	Parts of washing machine with each of a dry linen cap>10kg	2 052	9 519	70 431	292 276
84509020	Parts of washing machine with each of a dry linen cap<=10kg	2 011	7 478	9 668	41 829
84511000	Dry cleaning machines	-	3 500	-	11 934
84512100	Drying machines, each of a dry linen capacity<=10 kg	440	872	700	3 340
84512900	Drying machines, each of a dry linen capacity>10 kg	-	19 200	-	43 686
84514000	Washing, bleaching or dyeing machines	5 850	43 975	7 500	45 600
84518000	Machinery; wringing, dressing, finishing, coating/impregnating textile yarns, fabrics/made up textile articles; applying paste to base fabric used in manufacture/floor coverings	57 077	149 515	40 045	122 545
84519090	Parts of machines of a dry linen capacity>10 kg	35 059	37 781	27 008	56 709
84521000	Sewing machines of the household type	108	10 805	281	25 080
84522100	Sewing machines; (not household type), automatic units	5	17 388	980	84 753
84522900	Sewing machines; not household or automatic unit type	6 580	45 603	14 787	184 197
84523000	Sewing machine needles	-	144	-	18 394
84529011	Arm&beds, stans with or w/o centre frames, flywheel, belt guards, treadles/pedals of household type of sewing machines	25 490	64 940	27 450	79 250
84529012	Furniture, bases and covers and parts there of householdtype of sewing machines	-	8 269	-	14 973
84529019	Oth parts of sewing machines of machinery of householdtype of sewing machines	5	24	45	254
84529099	Oth parts of sewing machines of machinery of non householdtype of sewing machines	799	2 497	76 321	109 449
84531020	Machinery for preparing, tanning/working hides, skins/leather, not electrically operated	-	1	-	133
84532010	Machinery for making/repairing footwear, electricallyoperated	72 400	85 303	84 756	646 385
84538010	Oth mach for make/repaires footwear,oth than sewing machine,electrically operated	-	2 092	-	79 244
84538020	Oth mach for make/repaires footwear,oth than sewing machine,not electrically operated	-	490	-	3 847
84539000	Parts of machinery for preparing,tanning/working hides,skins, leather	-	2 416	-	26 337
84541000	Converters	-	475	-	52 845
84542000	Ingot moulds and ladles	2 853	14 154	27 786	757 735
84543000	Casting machines	5	5 706	1 200	32 486
84549000	Partrs of converts, ladles, ingot moulds & casting machines	35 659	236 803	223 995	1 347 342
84559000	Metal-rolling mills; parts thereof	-	9 951	-	152 980
84561100	Mach tool for work any material by removal material,operated by laser	16 390	29 091	593 016	757 162
84563000	Mach tool for work any material by removal material,operated by electro-discharge processes	-	16 825	-	61 620
84564010	Mach tool for work any material by removal material,by plasma arc processes, for manufact of PCB/PWB	9 050	9 050	78 200	78 200
84564090	Mach tool for work any material by removal material,by plasma arc processes, for oth than manufact of PCB/PWB	2 704	8 563	1 410	30 382
84565000	Water-jet cutting machines	-	4	-	138
84569090	Wet processing equip for application by immersion ofelectrical solutions, for oth purposes	-	45	-	47 146
84571010	Machining centres of spindle power <= 4kW	136	869	540	65 162
84571090	Machining centres of spindle power > 4 kW	-	143 350	-	688 574
84581190	Horizontal lathes, numerical controlled,spindle power >4 kW	-	28 600	-	291 457
84589100	Lathes; for removing metal, numerically controlled, other than horizontal lathes	-	12 562	-	323 726
84589990	Oth than horizontal lathes, not numerical controlled, with the distance between the main spindle centre&the bed>300mm	-	53 900	-	117 926
84591010	Way-type unit head machines, electrically operated	290	16 632	8 316	28 777
84592100	Machine-tools; for drilling by removing metal, numerically controlled	-	1 360	-	12 200
84592910	Other drilling machines, not numerically controlled,electrically operated	31	160	17 205	34 922
84592920	Other drilling machines, not numerically controlled,not electrically operated	-	8	-	871

Tabel 3 : Ekspor Indonesia menurut Komoditi (Kode HS 8 digit)

Mei 2021

Kode H S	Uraian golongan barang	Berat bersih (Kg)		Nilai F.O.B. (U S \$)	
		Bulan ini	Kumulatif	Bulan ini	Kumulatif
(1)	(2)	(3)	(4)	(5)	(6)
84593100	Machine-tools; for boring-milling by removing metal, numerically controlled	-	600	-	750
84593910	Other boring-milling machines, not numerically controlled,electrically operated	-	3 783	-	1 600
84596910	Other milling machines, not numerically controlled,electrically operated	1 200	1 350	17 300	24 300
84597010	Other threading or tapping machines, electrically operated	-	3 589	-	7 743
84601200	Flat-surface grinding machines, numerically controlled	-	820	-	4 100
84601900	Flat-surface grinding machines, not numerically controlled	6	4 075	154	32 082
84602200	Centreless grinding machines, numerically controlled	-	24	-	80
84602910	Other grinding machines, not numerically controlled,electrically operated	70	3 570	444	58 437
84602920	Other grinding machines, not numerically controlled,not electrically operated	1	8	6	141
84603110	Mach tools, numerically controlled, for sharpening drillingbits,shank diameter<=3,175mm, fixed collets, power<=0.74kW	-	116	-	1 487
84603190	Mach tools, numeric controlled, for sharpen drill bits oththan shank diameter<=3,175mm, fixed collets, power<=0.74kW	5	5	7	7
84603910	Oth sharpening (tool/cutter grinding) mach, not numericallycontrolled, electrically operated	-	2	-	51
84604010	Honing or lapping machines, electrically operated	4	32 591	95	3 564 905
84604020	Honing or lapping machines, not electrically operated	86	345	749	5 756
84609010	Oth mach-tools for deburring, sharpening, grinding, honing, lapping, or similar, electrically operated	10 724	14 025	68 320	71 232
84609020	Oth mach-tools for deburring, sharpening, grinding, honing, lapping, or similar, not electrically operated	69	70	11	191
84612010	Shaping or slotting machines, electrically operated	5	24 950	200	956 548
84613010	Broaching machines, electrically operated	-	84	-	4 834
84614010	Gear cutting, gear grinding/gear finishing machines, electrically operated	-	728	-	26 423
84615010	Sawing or cutting-off machines, electrically operated	5 458	22 768	59 920	575 619
84615020	Sawing or cutting-off machines, not electrically operated	616	1 916	38 847	41 260
84619019	Oth mach-tool for planing,shaping,gear cutting,not elsewhrespecified, oth than planing machines, electric operated	-	800	-	2 972
84619099	Oth mach-tool for planing,shaping,gear cutting,not elsewhrespecified, oth than planing machines, not electric operated	823	3 939	72 113	247 210
84621010	Forging or die-stamping (incl presses) & hammers,electrically operated	45 000	59 732	68 317	326 956
84621020	Forging or die-stamping (incl presses) & hammers,not electrically operated	1	2 716	320	31 230
84622100	Bending, folding, straightening/flattering mach (inclpresses), numerically controlled	23 506	50 027	153 405	284 800
84622910	Bending, folding, straightening/flattering mach (inclpresses), not numerically controlled, electrically operated	-	8 800	-	480 217
84622920	Bending, folding, straightening/flattering mach (inclpresses), not numerically controlled, not electric operated	-	37	-	23
84624910	Punching/notching machines (incl presses),incl combinedpunching&shearing, not numerically controlled, elect operate	-	29 403	-	123 636
84624920	Punching/notching machines (incl presses),incl combinedpunching&shearing, not numerical controll, not elect operate	-	32	-	405
84629100	Hydraulic presses	40 565	43 109	54 720	65 997
84629950	Oth mach-tools for (incl presses) working metal by forging,hammering/die-stamping, electrically operated	-	632	-	20 969
84629960	Oth mach-tools for (incl presses) working metal by forging,hammering/die-stamping, not electrically operated	-	25 971	-	4 901
84631010	Draw-benches for bars, tubes, profiles, wire/the like,electrically operated	-	1	-	4

Tabel 3 : Ekspor Indonesia menurut Komoditi (Kode HS 8 digit)

Mei 2021

Kode H S	Uraian golongan barang	Berat bersih (Kg)		Nilai F.O.B. (U S \$)	
		Bulan ini	Kumulatif	Bulan ini	Kumulatif
(1)	(2)	(3)	(4)	(5)	(6)
84632010	Thread rolling machines, electrically operated	-	13 400	-	13 320
84633010	Machines for working wire, electrically operated	-	122	-	9 211
84639010	Other mach-tools for working metals/cermets, w/o removing material, electrically operated	-	36 360	-	176 395
84639020	Other mach-tools for working metals/cermets, w/o removing material, not electrically operated	-	1 361	-	25 142
84641010	Sawing machines for working stone, ceramics/like mineral materials/for cold-working glass, electrically operated	377	7 880	39 243	49 220
84641020	Sawing machines for working stone, ceramics/like mineral materials/for cold-working glass, not electrically operated	10	10	35	35
84642010	Grinding/polishing mach for working stone, ceramics/like mineral material/for cold-work glass, electric operated	31	31	2 272	2 272
84642020	Grinding/polishing mach for working stone, ceramics/like mineral material/for cold-work glass, not electric operated	16	17	207	208
84649010	Oth machines for working stone, ceramics/like mineral materials/for cold-working glass, electrically operated	-	580	-	284
84649020	Oth machines for working stone, ceramics/like mineral materials/for cold-working glass, not electrically operated	-	510	-	1 765
84651000	Mach which can carry out diff types of machining operations w/o tool change between such operations	-	1	-	284
84652000	Machining centres	-	14 000	-	93 000
84659120	Oth sawing machines for scoring PCB/ PWB or PCB/PWB substrates, electrically operated	78	6 035	311	59 964
84659210	Planing, milling/moulding mach for routing PCB/PWB or PCB/PWB substrates, accepting router bits with shank D<=3.175mm	-	2 132	-	487 201
84659220	Oth planing, milling/moulding (by cutting) machines, electrically operated	-	7 850	-	20 881
84659310	Grinding, sanding or polishing machines, for working wood/cork, bone/similar hard materials, electrically operated	12	21	312	372
84659410	Bending/assembling mach, for working wood, cork, bone/similar hard materials, electrically operated	-	2 500	-	2 647
84659510	Drilling mach for manufact of PCB/PWB, with a spindle speed>50,000rpm and accept drill bits of shank D<=3.175mm	-	3	-	609
84659530	Other drilling/morticing machines, for working wood, cork, bone/similar hard materials, electrically operated	7	2 537	9 358	45 249
84659610	Splitting, slicing/paring machines, for working wood, cork, bone/similar hard materials, electrically operated	-	89	-	1 098
84659620	Splitting, slicing/paring machines, for working wood, cork, bone/similar hard materials, not electrically operated	1	1	10	10
84659960	Oth mach tools for working wood, cork, bone/similar hard materials, electrically operated	-	1 966	-	41 385
84659990	Oth mach tools for working wood, cork, bone/similar hard materials, not electrically operated	438	632	476	1 343
84661010	Tool holder&self-opening diehead for mach of 84569010, 84569020/84603110/84659110/84659210/84659510/84659950	5 291	35 701	46 928	302 516
84661090	Tool holder&self-opening diehead for mach oth of 84569010/84569020/84603110/ 84659110/84659210/84659510/84659950	1 434	10 828	72 651	346 913
84662010	Work holders for mach of 84569010, 84569020, 84603110, 84659110, 84659210, 84659510, 84659950	-	1	-	119
84662090	Work holders for mach oth than of 84569010, 84569020, 84603110, 84659110, 84659210, 84659510, 84659950	25 666	152 795	75 947	442 448
84663090	Dividing heads&oth special for mach oth than of subheading 84569020, 84603110, 84659110, 84659210, 84659510/84659950	279	770	2 291	31 167

Tabel 3 : Ekspor Indonesia menurut Komoditi (Kode HS 8 digit)

Mei 2021

Kode H S	Uraian golongan barang	Berat bersih (Kg)		Nilai F.O.B. (U S \$)	
		Bulan ini	Kumulatif	Bulan ini	Kumulatif
(1)	(2)	(3)	(4)	(5)	(6)
84669100	Parts & accessories suited for use solely/principally; for the machines of heading no. 8464, n.e.c. in heading no. 8466	16	8 638	158	21 959
84669210	Oth parts & accessories for machines of subheading 84659110, 84659210, 84659510 or 84659950	-	152	-	2 850
84669290	Oth parts & acc for mach of head 8465 oth than subheading 84659110, 84659210, 84659510 or 84659950	292	438	153	13 694
84669390	Oth parts & accessories for machines of head 8456 to 8461oth than subhead 84564010,84569020 or 84603110	15 901	23 323	258 771	653 548
84669400	Machine-tools; parts and accessories, for the machines of heading no. 8462 or 8463, n.e.c. in heading no. 8466	13 338	40 438	511 767	1 317 444
84671100	Tools for working in the hand pneumatic rotary tipe (including combined rotary-percussion)	655	1 747	273	34 488
84671900	Tools for working in the hand pneumatic other rotary tipe (including combined rotary-percussion)	96 742	155 207	576 565	1 287 327
84672100	Drills of all kinds with self-contained electric motor	41	30 217	6 888	298 242
84672200	Saws with self-contained electric motor	21	298	1 068	5 828
84672900	Tools; for working in the hand, with self-contained electric motor; other than saws and drills	11 936	138 453	319 742	3 135 338
84678100	Chains saws with self-contained electric motor	123	1 020	2 180	12 098
84678900	Tools; for working in the hand, (other than chain saws), hydraulic or with self-contained non-electric motor, (not pneumatic)	1 008	63 332	2 056	779 855
84679190	Other part of chains saws of electro-mechanical type	216	30 503	1 411	470 778
84679200	Parts of tools working in the hand of pneumatic	3 118	4 105	7 163	10 733
84679910	Other parts of tools of goods of drills, saws & all kinds non-electric motor	1 654	14 674	8 658	69 807
84679990	Other parts of tools of goods of other than drills, saws and all kinds, non-electric motor	1 603	4 139	229 036	278 952
84682010	Hand-operated (not hand-held) gas welding or brazing appliances for metal	800	4 735	22 114	89 615
84682090	Other hand-operated (not hand-held) gas welding or brazing appliances for other than metal	-	517	-	5 935
84688000	Machinery and apparatus; for soldering, brazing or welding, whether or not capable of cutting, n.e.c. in heading no. 8468	-	20 655	-	63 544
84689020	Parts of goods of gas welding or brazing appliances for metal	8	50	124	875
84689090	Parts of goods of gas welding or brazing appliances for other than metal	2 519	16 172	98 860	1 439 011
84701000	Electronic calc,pocket-size data recording, reproducing and displaying machines with calculating functions	9 608	20 167	7 343	17 408
84702100	Calculating machines; electronic, incorporating a printing device, needing an external source of power	-	39	-	10 900
84702900	Calculating machines; electronic, (not incorporating a printing device), needing an external power source	-	107	-	2 171
84703000	Calculating machines; non-electronic	-	154	-	4 738
84705000	Cash register	9 089	43 169	191 307	911 153
84709090	Ticket-issuing machines and similar machines	15 249	120 270	742 101	6 530 165
84713020	Laptops including notebooks and subnotebooks	2 523	21 201	219 340	1 141 361
84713090	Oth portable automatic data processing machines, weighting<= 10 kg	16 218	106 317	106 653	988 891
84714110	Personal computers excl portable computer,CPU& I/O unitwhether or not combined	-	232	-	15 764
84714190	Other PC excluding portable computer,CPU& I/O unit whether or not combined	151 860	1 229 508	7 224 800	61 802 219
84714910	Personal computers in the form of systems excl portable computers (laptop/notebook)	11	6 549	400	584 993
84714990	Other personal computers in the form of systems excluding portable computers (laptop/notebook)	637	4 062	191 232	480 505
84715010	Processing units for personal (incl. portable) computers not comprising & not presented in the form systems systems	16 213	85 570	328 040	1 715 257
84715090	Oth processing unit for personal comp.(excl.portable comp) not comprising & not presented in the form systems systems	4 090	12 857	216 001	1 470 525
84716030	Computer keyboards	137	1 777	7 092	34 160

Tabel 3 : Ekspor Indonesia menurut Komoditi (Kode HS 8 digit)

Mei 2021

Kode H S	Uraian golongan barang	Berat bersih (Kg)		Nilai F.O.B. (U S \$)	
		Bulan ini	Kumulatif	Bulan ini	Kumulatif
(1)	(2)	(3)	(4)	(5)	(6)
84716040	Mouses, light pens, joysticks, track balls, and touch sensitive screens	23 120	89 440	1 343 872	4 818 023
84716090	Other input or output units, whether or not containing storage units in the same housing	49 108	265 521	2 132 566	10 814 960
84717010	Floppy disk drive	1	82	1	4 534
84717020	Hard disk drive	1 820	10 899	1 305 665	3 480 316
84717030	Tape drive	11	462	3 158	38 094
84717040	Optical disk drives, including CD-ROM drives, DVD drives and CD-R drives	65	646	13 831	59 996
84717050	Proprietary format storage device incl media therefor with or without removable media, optical or other technology	15	2 896	1 224	28 813
84717091	Proprietary format storage automated backup systems	-	36	-	8 707
84717099	Oth proprietary format storage devices incl media therefor with or without removable media, optical or other technology	257	1 676	269 725	435 142
84718010	Control and adaptor units	20	536	3 272	177 238
84718070	Sound cards or video cards	146	424	21 740	80 605
84718090	Other control units	700	31 106	725 456	1 678 912
84719010	Bar code readers	84 393	407 590	2 109 846	11 297 099
84719030	Electronic fingerprint identification systems	43	185	7 900	28 378
84719040	Other optical character readers	346	414	86 574	255 760
84719090	Other units of automatic data processing machines :	24 301	126 449	6 695 068	29 963 661
84721010	Duplicating machines with electrically operated	-	5	-	7
84723010	Machines for sorting, folding, inserting, opening, closing/sealing mail, etc postage stamps with electrically operated	-	168	-	134
84729010	Automatic teller machines	13	1 710	576	7 951
84729049	Oth typewriters auto oth than printers of heading 8443	9 022	34 929	159 702	635 586
84729090	Other word-processing mach with not electrically operated	400	404	58	88
84732100	Parts of the electronic calculating machines of subheading 84701000, 84702100 or 84702900	26	1 298	321	9 708
84732900	Parts of the electronic calculating machines oth than subheading 84701000, 84702100 or 84702900	1 058	7 975	84 808	414 450
84733010	Parts and accessories assembled printed circuit boards of the machines of heading 8471	32 850	299 746	6 848 326	36 180 475
84733090	Parts and accessories assembled other than printed circuit boards of the machines of heading 8471	461 873	4 528 730	8 827 371	45 123 488
84734010	Parts and accessories of the machines of heading 8472 for electrically operated machines	2 822	11 825	704 127	2 437 837
84734020	Parts and accessories of the machines of heading 8472 for non electrically operated machines	1 325	3 570	101 151	774 468
84735010	Parts and accessories suitable for use with the machines of heading 8471	75	120	170	595
84735090	Parts and accessories suitable for use with the machines of heading 8470 and 8472	56 608	315 920	648 566	4 578 164
84741010	Sorting, screening, separating or washing machines electrically operated	-	192 129	-	343 208
84742011	Crushing or grinding machines stone electrically operated for stone	-	13	-	65
84742019	Crushing or grinding machines stone electrically operated for other than stone	85 000	87 034	753 087	772 323
84743110	Concrete or mortar mixers electrically operated	3	13 877	10	38 556
84743120	Concrete or mortar mixers not electrically operated	90	2 890	200	4 328
84743219	Machines for mixing mineral substances with bitumen electrically operated of an output capacity > 80 t/h	216	216	428	428
84743229	Machines for mixing mineral substances with bitumen not electrically operated of an output capacity > 80 t/h	-	400	-	225
84743910	Other machines for mixing mineral substances with bitumen electrically operated	-	148	-	8 956
84748010	Machinery for agglomerating, shaping or moulding, for forming foundry moulds of sand electrically operated	50	9 142	956	114 400
84748020	Machinery for agglomerating, shaping or moulding, for forming foundry moulds of sand not electrically operated	20	2 220	50	7 557

Tabel 3 : Ekspor Indonesia menurut Komoditi (Kode HS 8 digit)

Mei 2021

Kode H S	Uraian golongan barang	Berat bersih (Kg)		Nilai F.O.B. (U S \$)	
		Bulan ini	Kumulatif	Bulan ini	Kumulatif
(1)	(2)	(3)	(4)	(5)	(6)
84749010	Other machinery for agglomerating, shaping/moulding, for forming foundry moulds of sand electrically operated	2 384 598	15 827 029	6 041 641	41 114 552
84749020	Other machinery for agglomerating, shaping/moulding, for forming foundry moulds of sand not electrically operated	3 800	52 728	25 902	345 520
84751010	Machines for assembling electric/electronic lamps, tubes/valves/flashbulbs, in glass envelopes, electrically operated	-	4 300	-	6 283
84752900	Machines; for manufacturing or hot working glass or glassware, not for making optical fibres and preforms thereof	12	12	209	209
84759010	Parts machines for making optical fibres of electrically operated	-	9	-	3 089
84762100	Automatic beverage-vending machines incorporating heating or refrigerating devices	-	16 574	-	133 458
84762900	Machines; automatic beverage-vending machines, not incorporating heating or refrigerating devices	-	2 170	-	16 598
84768900	Machines; automatic goods-vending machines, not incorporating heating or refrigerating devices	-	3	-	36
84769000	Parts automatic goods-vending machines incorporating heating or refrigerating devices	99 964	587 614	738 790	4 539 622
84771010	Injection machines for moulding rubber	1 197	32 102	4 807	160 001
84771031	Injection machines for plastics, poly (vinyl chloride)	-	85 235	-	591 634
84771039	Other injection machines for plastics	306 825	553 095	2 116 950	3 229 326
84772010	Extruders machine for rubber	-	90	-	12 639
84772020	Extruders machine for plastics	3 825	10 828	3 672	72 967
84773000	Blow moulding machines	-	6 434	-	98 250
84774010	Vacuum machines for moulding or forming rubber	46	186	1 560	5 400
84774020	Vacuum machines for moulding or forming plastics	-	62 594	-	229 747
84775910	Other machines for moulding or forming rubber	853	7 301	741	55 443
84778010	Other machine for working rubber/products from rubber, electrically operated	5 000	98 608	19 325	339 916
84778020	Other machine for working rubber/products from rubber, not electrically operated	-	19 770	-	3 600
84778031	Lamination presses for the manufacture of PCB/PW electrically operated	-	5 306	-	313
84778039	Oth lamination presses for plastics/products from plastic electrically operated	1 672	13 734	106 500	235 330
84778040	Other machine for working plastics/products from plastics, not electrically operated	5	5	268	268
84779010	Parts of machine for working rubber/products from rubber, electrically operated	40	492	14 677	76 988
84779020	Parts of machine for working rubber/products from rubber, not electrically operated	2	786	485	62 376
84779032	Parts of lamination presses for the manufacture of PCB/PW electrically operated	5	2 800	1 200	165 388
84779039	Parts of electric machine for working plastic&products other than lamination presses for manufacture of PCB/PWB	223	20 418	9 914	529 546
84779040	Parts of non-electric machine for working plastics/products from plastics materials	30 351	51 165	149 560	210 098
84781010	Machines for preparing or making up tobacco, electrically operated	35 001	179 096	2 130 139	8 923 809
84781020	Machines for preparing or making up tobacco, not electrically operated	37 483	177 331	490 606	2 359 102
84789010	Parts of machines for preparing or making up tobacco, electrically operated	3 217	19 472	195 410	1 724 799
84791010	Machines for public works/building/the like, electrically operated	5 119	34 494	91 134	904 749
84791020	Machines for public works/building/the like, not electrically operated	301	2 539	5 434	19 219
84792010	Machines for the extraction/preparation of animal/fixed vegetable fats or oils, electrically operated	775	886	10 412	10 843
84792020	Machines for the extraction/preparation of animal/fixed vegetable fats or oils, not electrically operated	378	398	5 529	5 924

Tabel 3 : Ekspor Indonesia menurut Komoditi (Kode HS 8 digit)

Mei 2021

Kode H S	Uraian golongan barang	Berat bersih (Kg)		Nilai F.O.B. (U S \$)	
		Bulan ini	Kumulatif	Bulan ini	Kumulatif
(1)	(2)	(3)	(4)	(5)	(6)
84793010	Machines presses for particle board/building and treating wood/cork, electrically operated	3	6	291	1 323
84794010	Rope or cable-making machines, electrically operated	-	31 200	-	285 000
84795000	Industrial robots machines,not elsewhere specified/included	-	34 684	-	393 891
84796000	Machines evaporative air coolers	-	2 437	-	20 383
84797100	Passenger boarding bridges of kind a used in airports	-	129 780	-	660 000
84797900	Machinery and mechanical appliances; passenger boarding bridges, other than of a kind used in airports	80	81	2 807	2 808
84798110	Machines for treating metal, including electric wire coilwinders, electrically operated	35	8 991	5 529	712 480
84798120	Machines for treating metal, including electric wire coilwinders, not electrically operated	425	425	20 572	20 572
84798210	Mixing, kneading, crushing, grinding, screening, sifting, homogenising, emulsifying/stirring machines, electrically operated	484	24 842	22 135	285 616
84798220	Mixing, kneading, crushing, grinding, screening, sifting, homogenising, emulsifying/stirring machines, not elect. operated	2 702	2 886	47 965	67 381
84798920	Machinery or apparatus for assembling CPU daughter boards and the regeneration of chemical solution used, elect.operated	27	1 217	872	34 939
84798931	Automatic service-vending machines, electrically operated	-	727	-	44 957
84798939	Other automatic service-vending machines, electrically operated	57 277	369 385	674 815	5 254 603
84798940	Other automatic service-vending machines, not electrically operated	290 938	1 337 098	4 923 863	15 073 151
84799020	Parts of goods of subheading 8479.89.20	789	2 411	28 851	227 441
84799030	Parts of machines of machine subheading 8479.89.20, electrically operated	1 193	18 298	990 729	2 758 783
84799040	Parts of machines of machine subheading 8479.89.20, not electrically operated	11 686	254 729	326 700	3 115 164
84801000	Moulding boxes for metal foundry	13 828	57 950	66 770	383 203
84802000	Mould bases	2 733	3 010	11 773	53 212
84803010	Moulding patterns of copper	2 471	2 500	2 500	2 900
84803090	Moulding patterns of other materials	3 033	214 133	7 341	806 381
84804100	Moulds for metal/metal carbides injection or compression types	-	16 244	-	239 213
84804900	Moulds; for metal or metal carbides, other than injection or compression types	12 694	70 734	380 890	2 606 537
84805000	Moulds for glass	-	1 624	-	14 314
84806000	Moulds for mineral materials	20 858	420 023	270 105	1 822 648
84807110	Moulds for footwear soles, injection or compression types	5 893	55 728	129 826	532 882
84807190	Other moulds for rubber plastics, injections types	3 513	83 640	209 241	1 487 832
84807910	Moulds for footwear soles, not injection/compression types	2 906	26 949	9 159	227 923
84807990	Other moulds for rubber plastics, not injections types	5 625	82 028	320 403	4 043 375
84811011	Sluice / gate valves with 5 cm ? internal diameter ? 40 cm	11	11	112	391
84811019	Other sluice / gate valves of iron or steel	95	2 507	6 053	145 898
84811021	Sluice / gate valves of copper/copper alloy an internal diameter<= 2,5 cm	-	11	-	69
84811022	Sluice / gate valves of copper/copper alloy an internal diameter > 2,5 cm	-	0	-	4
84811091	Sluice / gate valves of plastics, 1 cm<=internal diameter<=2,5 cm	60	60	2 730	2 730
84811099	Other taps, cocks, valves & similar appliances for pipes, boiler shells, tanks, vats or the like	66 290	406 240	869 625	4 976 339
84812010	Sluice/gate valves for oleohydraulic or pneumatic transmissions 5 cm<=internal diameter<=40 cm	-	16	-	3 117
84812020	Sluice/gate valves of copper/alloy 1 cm ? int.diam ? 2,5 cm of plastics 1 cm<=int.diam<=2,5 cm for oleohydr/pneumatic	22 576	80 653	39 351	71 727
84812090	Other sluice/gate valves for oleohydraulic or pneumatic	855	21 272	58 706	649 628
84813010	Swing check-valves, of cast iron, with 4 cm<=an inlet of internal diameter ?60 cm	234 173	1 203 539	2 285 276	11 645 068

Tabel 3 : Ekspor Indonesia menurut Komoditi (Kode HS 8 digit)

Mei 2021

Kode H S	Uraian golongan barang	Berat bersih (Kg)		Nilai F.O.B. (U S \$)	
		Bulan ini	Kumulatif	Bulan ini	Kumulatif
(1)	(2)	(3)	(4)	(5)	(6)
84813020	Swing check-valves of copper or copper alloys, with an internal diameter<=2.5 cm	-	740	-	125 800
84813040	Swing check-valves of plastics, with 1 cm<=internal diameter<=2,5 cm	6	28	481	1 146
84813090	Other swing check-valves, of cast iron, with 4 cm<=an inlet of internal diameter ?60 cm	21 530	90 831	1 669 770	2 085 866
84814010	Safety or relief valves of copper or copper alloys,with an internal diameter of<=2.5 cm	2	29	430	2 279
84814090	Other safety or relief valves	2 553	9 323	85 243	375 038
84818011	Valves for inner tubes of copper or copper alloys	36	13 355	758	142 657
84818012	Valves for inner tubes of other materials	2 725	17 480	4 101	65 711
84818014	Valves for tubeless tyres of other materials	22	192	1 301	4 278
84818021	Liquefied Petroleum Gas (LPG) cylinder valves of copper or copper alloys with inlet/outlet internal diameters<=2.5 cm	-	4 501	-	29 167
84818030	Cocks and valves, whether or not fitted with piezo-electric igniters, for gas stoves or ranges	106	7 319	6 091	69 981
84818040	Aerated or carbonated liquid bottle valves; valves for gas operated beer dispensing units	47	1 868	792	37 986
84818050	Mixing taps and valves	8 913	77 634	153 534	1 161 262
84818061	Manually operated gate valves of cast iron with 5 cm<=an internal diameter<=40 cm	-	143	-	8 975
84818062	Other manually operated gate valves of cast iron	66 285	278 345	962 504	4 222 563
84818063	Other gate valves and butterfly valves of cast iron	0	220	772	17 077
84818065	Other hog nipple waterers of plastics	-	35	-	2 392
84818067	Other nipple joint valves	24	561	461	1 729
84818072	Other ball valves of plastics	1 119	12 662	30 454	126 007
84818073	Gate valves, manually operated, of iron or steel with 5 cm<=an internal diameter<=40 cm	101 919	243 609	91 439	1 088 463
84818077	Gate valves, manually operated, of iron or steel with an internal diameter < 5 cm	680	1 134	11 197	23 461
84818079	Other manifold valves of plastics	96	288	27 705	39 214
84818081	Pneumatically controlled valves of plastics with 1 cm<=internal diameter<=2,5 cm	-	3	-	900
84818082	Other pneumatically controlled valves of plastics	350	800	13 583	38 044
84818085	Other valves of plastics with an inlet diameter < 1 cm	10	10	19	22
84818087	Fuel cut-off valves for vehicles of heading 8702, 8703/8704	-	3	-	203
84818088	Other fuel cut-off valves for vehicles of plastics	22	114	189	5 134
84818089	Other, manually operated, weighing ? 3 kg of steel/nickel	3	18	209	819
84818091	Water taps of copper or copper alloy, with an internal diameter<=2.5 cm	183	1 405	4 155	34 452
84818092	Fuel cut-off valves for vehicles of copper/alloy of heading 8702, 8703 or 8704	1	4	849	1 704
84818099	Other fuel cut-off valves for vehicles of copper/alloy	209 867	711 699	12 635 667	28 967 638
84819010	Housings for sluice or gate valves with inlet or outlet of 50 mm ?an internal diameter<=400 mm	8 963	58 202	187 059	1 151 962
84819021	Bodies, for water taps with internal diameter ? 25 mm	7 731	39 071	59 597	233 896
84819023	Other bodies for taps, cocks, valves, with internal diameter<=25 mm	1 380	14 558	20 135	167 016
84819029	Other parts for taps,cocks.valves,with internal diameter<=25 mm	9	189	10	2 931
84819039	Valve bodies or stems of inner tube/ tubeless tyre valves of other materials	15 085	78 240	263 600	1 348 272
84819049	Valve cores of inner tube or tubeless tyre valves of other materials	2	1 655	532	38 364
84819090	Other parts of housing for sluice or gate valves	47 025	274 909	563 560	3 063 896
84821000	Ball bearings	566 478	3 124 393	11 522 279	65 540 240
84822000	Tapered roller bearings, including cone and tapered roller assemblies	29	19 704	96 459	375 847
84823000	Spherical roller bearings	728	3 711	5 350	54 750
84824000	Needle roller bearings	68	3 066	2 827	72 236
84825000	Bearings; cylindrical roller bearings n.e.c. in heading no. 8482	8	752	16	76 379

Tabel 3 : Ekspor Indonesia menurut Komoditi (Kode HS 8 digit)

Mei 2021

Kode H S	Uraian golongan barang	Berat bersih (Kg)		Nilai F.O.B. (U S \$)	
		Bulan ini	Kumulatif	Bulan ini	Kumulatif
(1)	(2)	(3)	(4)	(5)	(6)
84828000	Bearings; n.e.c. in heading no. 8482, including combined ball/roller	119 350	590 576	201 790	899 319
84829100	Parts of ball, needles and rollers	341 233	1 886 976	1 672 573	9 182 370
84829900	Bearings; parts, (other than balls, needles and rollers)	11 595	81 768	268 454	1 372 770
84831010	Transmission shafts and cranks for machinery of heading 84.29 or 84.30	815	40 091	11 905	230 884
84831024	Cam shafts and crank shafts for engines of vehicles of heading 8711	94 534	868 688	953 097	8 512 064
84831025	Other cam shafts and crank shafts for engines of vehicles of a cylinder capacity<=2000 cc	132 468	831 657	988 208	6 221 788
84831026	Other cam shafts and crank shafts for engines of vehicles of 2000 cc< cylinder capacity<=3000 cc	16 801	43 325	112 194	329 064
84831027	Other cam shafts and crank shafts for engines of vehicles of a cylinder capacity>3000 cc	84 649	553 706	271 885	1 578 527
84831039	Cam shafts and crank shafts for marine propulsion engines of an output>22.38 kW	2 189	15 479	17 523	130 847
84831090	Other cam shafts and crank shafts for engines of vehicles	132 465	783 135	1 387 563	8 424 944
84832090	Other bearing housings, incorporating ball/roller bearings	131	6 213	574	85 923
84833030	Bearing housings, not incorporating ball or roller bearings for engine and vehicles of chapter 87	10 648	77 913	162 221	1 490 980
84833090	Other bearing housings, not incorporating ball or roller bearings	118 871	336 756	650 479	3 318 645
84834020	Gears and gearing for marine vessels	5 000	5 003	3 761	3 902
84834030	Gears and gearing for machinery of heading 8429 or 8430	46 533	382 006	979 789	7 715 116
84834040	Gears and gearing for vehicles of chapter 87	13 865	161 462	175 918	1 746 896
84834090	Other gears and gearing, transmission elements presented separately including torque converters :	179 179	939 837	1 079 213	6 916 463
84835000	Flywheels and pulleys, including pulley blocks	347 560	2 314 841	867 179	5 670 667
84836000	Clutches and shaft couplings (including universal joints)	25 784	92 702	208 522	1 054 905
84839011	Toothed wheels, chain sprockets and other transmissions for tractors of subheading 870110 or 870191 to 870195	7 956	19 451	11 789	36 332
84839013	Toothed wheels, chain sprockets and other transmissions for other tractors of heading 8701	-	56 392	-	31 517
84839014	Toothed wheels, chain sprockets and other transmissions for goods of heading 8711	60 686	445 456	725 562	4 688 047
84839015	Toothed wheels, chain sprockets and other transmissions for other goods of chapter 87	-	96	-	3 422
84839019	Other parts of goods of transmission shafts (incl cam shaft and crank shafts) and cranks	11 230	87 134	69 265	596 362
84839091	Other toothed wheels, chain sprockets & other transmission for tractors of subheading 870110 or 870191 to 870195	2 615	19 724	25 282	178 043
84839093	Other toothed wheels, chain sprockets & other transmission for other tractors of heading 8701	60	60	20	20
84839095	Other toothed wheels, chain sprockets & other transmission for goods of chapter 87	13 811	82 993	163 139	944 140
84839099	Other toothed wheels, chain sprockets & other transmission elements presented separately	168 063	971 591	1 675 109	9 563 744
84841000	Gaskets and similar joints of metal sheeting combined with other material or of two or more layers of metal	42 037	294 089	1 066 941	7 332 803
84842000	Mechanical seals	149 304	719 655	2 861 348	12 891 524
84849000	Gasket sets or assortments of gaskets and similar joints; dissimilar in composition, put up in pouches, envelopes or similar packings	857	36 747	36 068	850 909
84862095	Automated machines for the placement or the removal of components or contact elements on semiconductor materials	-	7	-	532
84862099	Other laser cutters for cutting contacting tracks in semiconductor production by laser beam	-	191	-	169 120
84863030	Chemical vapour deposition apparatus; spinners; apparatus for physical deposition on flat panel display substrates	-	160	-	3
84863090	Machines for the manufacture of flat panel display	-	10 655	-	12 354
84864020	Die attach apparatus, tape automated, wire bonders and encapsulation equipment for the assembly of semiconductors	-	3 749	-	299 803

Tabel 3 : Ekspor Indonesia menurut Komoditi (Kode HS 8 digit)

Mei 2021

Kode H S	Uraian golongan barang	Berat bersih (Kg)		Nilai F.O.B. (U S \$)	
		Bulan ini	Kumulatif	Bulan ini	Kumulatif
(1)	(2)	(3)	(4)	(5)	(6)
84864060	Electron beam microscopes for the handling and transport of semiconductor wafers or reticles	-	15	-	111
84864090	Apparatus oth opt. stereoscopic, photomicrographic,electronbeam microscopes, pattern generating for trans. smcondctor	-	5 977	-	2 167
84869014	Parts and accessories tool holders & self-opening dieheads for sawing monocrystal semiconductor bouls	-	17	-	1 035
84869015	Parts and accessories other than tool holders&self-openingdieheads machines for processing of semiconductor wafers	2	15	2 052	7 372
84869026	Parts and accessories tool holders & self-opening dieheads for dicing machine semiconductor wafers	10 330	43 515	103 422	529 482
84869032	Parts & accessories of tool holders & self-opening diehead apparatus for wet etching patterns on flat panel displays	-	5 131	-	9 000
84869033	Parts&access.other than of tool holder&selfopening diehead apparatus for wet etching patterns on flat panel displays	-	4 892	-	6 327
84869042	Parts & access. die attach apptus tape auto, wire bonders & encapsulation equipment for the assembly of semiconductors	78	118	180	1 116
84869049	Parts&access. apptus oth than opt. stereoscopic, photomicrographic,microscopes,pattern generating for trans. smcondctor	2 005	18 015	130 567	841 697
84871000	Ships or boats propellers & blades therefor not containingelect. connectors,insulators,coils, other elect. features	2 932	9 611	79 901	128 209
84879000	Propellers & blades not for ships or boats	14 945	102 774	205 405	965 110
85011021	Stepper motor DC of kind for AC,refrigerator,washing mach,electr. domestic appl.,storage water heater, output<=37,5 W	848	13 637	13 365	124 488
85011022	Stepper motor DC oth than for AC,refrigerator,washing mach,electr. domestic appl.,storage water heater, output <= 5 W	10	50	1 427	4 647
85011029	Stepper motor DC oth than for AC,refrigerator,washing mach,electr. dom. appl.,storage water heat, 5 W<output <=37,5 W	58 330	404 451	1 863 647	13 054 070
85011041	Spindle motor DC of kind for AC,refrigerator,washing mach,electr. domestic appl.,storage water heater, output<=37,5 W	3	427	77	9 075
85011049	Spindle motor DC oth than for AC,refrigerator,washing mach,electr. domestic appl.,storage water heater	740 127	4 229 773	11 991 087	66 853 343
85011059	Other stepper motor (AC/DC) other than for AC,refrigerator,washing mach,electr. domestic appl.,storage water heater	97	1 246	4 646	23 457
85011060	Other spindle motors (AC/DC), output <= 37,5 W	18 104	100 749	481 973	2 840 839
85011091	Other spindle motor (AC/DC) for AC,refrigerator,washing machine,electr. domestic appl.,storage water heater	2	78	40	2 274
85011099	Other spindle motor (AC/DC) not for refrigerator,washing machine,AC,electr. domestic appl.,storage water heater	19 516	78 900	481 873	1 667 716
85012019	Universal AC/DC motor oth than for AC,refrigerator,washing mach, electr. Dom. appl.,storage wtr heater an output<=1 KW	-	3	-	1 328
85012029	Universal AC/DC motor oth than for AC,refrigerator,washing mach, electr. Dom. appl.,storage wtr heater an output> 1 kW	19	228	284	28 045
85013130	Other motor DC for AC,refrigerator,washing machine,elect.domestic appl.,storage water heater an ouput <= 750 W	26	850	1 349	20 232
85013140	Other motor DC oth than for AC,refrigerator,washng machine,elect.domestic appl.,storage water heater an ouput<= 750 W	156 007	1 217 493	2 022 005	14 730 127
85013150	Generators of an ouput <= 750 W	-	25 390	-	22 652
85013222	Oth motor DC oth than for AC,refrigerator,washing machine,elect.dom. appl.,storage water heater 750< ouput<=37,5 kW	2 141	2 560	80 863	98 283
85013223	Generators DC, of 750 W <an ouput <= 37,5 kW	-	5	-	67

Tabel 3 : Ekspor Indonesia menurut Komoditi (Kode HS 8 digit)

Mei 2021

Kode H S	Uraian golongan barang	Berat bersih (Kg)		Nilai F.O.B. (U S \$)	
		Bulan ini	Kumulatif	Bulan ini	Kumulatif
(1)	(2)	(3)	(4)	(5)	(6)
85013233	Generators DC, of 37,5 kW < an ouput < = 75 kW	-	953	-	24 255
85013300	Electric motors and generators; DC, of an output exceeding 75kW but not exceeding 375kW	-	912	-	1 815
85013400	Electric motors and generators; DC, of an output exceeding 375kW	107	240	5 300	14 786
85014011	Oth motor AC Single-phase for AC,refrigerator,washing mach,elect.domestic appl.,storage water heater an ouput < = 1 kW	8	47	572	947
85014019	Oth mtr AC single-phase oth than for AC,refrig,washing machelect.domestic appl.,storage water heater an ouput < = 1 kW	827	20 100	4 118	90 873
85014021	Oth motor AC Single-phase for AC,refrigerator,washing mach,elect.domestic appl.,storage water heater an ouput > 1 kW	54	473	972	9 055
85014029	Oth mtr AC single-phase oth than for AC,refrig,washing machelect.domestic appl.,storage water heater an ouput > 1 kW	4	29	3 135	3 692
85015111	Oth mtr AC multi-phase w/ output <=750W, used forrefrigerator, AC, wash mach, elect domestic app,water heater	2 366	7 308	18 700	55 602
85015119	Oth mtr AC multi-phase w/ output <=750W, used oth than forrefrigerator, AC, wash mach, elect domestic app,water heater	95	59 203	1 992	106 123
85015219	Oth mtr AC multi-phase w/ output <=1kW, used oth than forrefrigerator, AC, wash mach, elect domestic app,water heater	291	446	6 840	12 964
85015221	Oth mtr AC multi-phase w/ 1kW<output<=37,5kW, used forrefrigerator, AC, wash mach, elect domestic app,water heater	2	34	390	687
85015229	Oth mtr AC multi-phase w/ 1kW<output<=37,5kW, used oth thanfor refrigeratr,AC,wash mach,elect domestic app,water heater	1 583	2 241	39 383	50 404
85015239	Oth mtr AC multi-phase w/ 37,5kW<output<=75kW, used oth thnfor refrigeratr,AC,wash mach,elect domestic app,water heater	1 000	1 540	6 561	15 047
85015300	Electric motors; AC motors, multi-phase, of an output exceeding 75kW	-	34	-	446
85016110	Generator AC (altenators) of an ouput <= 12,5 kVA	-	8 533	-	56 869
85016120	Generator AC (altenators) of an ouput > 12,5 kVA	-	6 886	-	9 222
85016220	Generator AC (altenators) of 150 kVA < ouput <= 375 kVA	395	395	8 324	8 324
85016300	Generator AC (altenators) of 375 kVA < ouput <= 750 kVA	2 120	3 690	27 645	31 173
85016400	Generator AC (altenators) of an ouput > 750 kVA	340	340	3 385	3 385
85021100	Generating sets (diesel or semi-diesel engines) of an output <=75 kVA	39 331	197 067	473 980	1 903 509
85021210	Generating sets (diesel or semi-diesel engines) of an 75 kVA < output <= 125 kVA	2 500	6 104	27 000	92 075
85021220	Generating sets (diesel or semi-diesel engines) of an 125 kVA < output <= 375 kVA	-	17 500	-	98 907
85021320	Generating sets (diesel or semi-diesel engines) of an output > 12.500 kVA	-	12 400	-	194 669
85021390	Generating sets (diesel or semi-diesel engines) of an 375 kVA < output <= 12.500 kVA	73 560	185 122	363 458	553 163
85022010	Generating sets (gasoline engines) of an output <= 75 kVA	-	2 032	-	5 896
85022030	Generating sets (gasoline engines) of an 100 kVA < output <= 10.000 kVA	173 720	394 545	1 128 597	1 558 163
85022049	Generating sets (gasoline engines) of an 10.000 kVA < output < 12.500 kVA	-	122 475	-	932 560
85023910	Other generating sets other-powered of an output <= 10 kVA	-	110	-	300
85023939	Other generating sets other-powered of 10.000 kVA < output< 12.500 kVA	-	8 580	-	104 548
85024000	Electric rotary converters	10 419	10 463	205 347	206 825

Tabel 3 : Ekspor Indonesia menurut Komoditi (Kode HS 8 digit)

Mei 2021

Kode H S	Uraian golongan barang	Berat bersih (Kg)		Nilai F.O.B. (U S \$)	
		Bulan ini	Kumulatif	Bulan ini	Kumulatif
(1)	(2)	(3)	(4)	(5)	(6)
85030020	Part of generators/sets for electric motor and electric generating/sets of an output >= 12.500 kVA	20	584	50	16 536
85030090	Part of generators/sets for electric motor and electric generating/sets of an output < 12.500 kVA	159 214	930 569	2 151 837	15 598 074
85041000	Ballasts for discharge lamps or tubes	-	20 058	-	9 633
85042111	Auto transformers with a power handling capacity ? 1 kVA and of a high side voltage of 110 kV or more	13 846	77 762	179 146	989 960
85042119	Oth instrument transformers with a power handling 1 kVA < capacity<=10 kVA and voltage of ? 110 kV	78	13 596	2 690	40 062
85042192	Oth instrument transformers with a power handling capacity > 10 kVA and of a high side voltage of ? 110 kV	11	16	174	194
85042193	Oth Instrument transformers with a power handling capacity > 10 kVA and 66 kV<=voltage < 110 kV	-	150	-	6 298
85042199	Oth Instrument transformers with a power handling capacity ? 650 kVA	3 145	72 913	28 512	465 386
85042219	Oth auto transformers with high side voltage ? 66 kV	-	62 861	-	164 646
85042292	Oth auto transformers with high side voltage ? 110 kV	20 942	112 873	504 256	2 837 687
85042299	Liquid dielect. transformers,650kVA<power capacity<=10.000kVAunauto step-voltage regulators, voltage<66 kV	71 955	174 787	253 445	696 552
85042310	Liquid dielectric transformers,10.000 kVA<power capacity<=15.000 kVA	-	26 800	-	194 080
85042329	Liquid dielectric transformers, power capacity>30.000 kVA	642 020	1 413 715	4 338 700	9 810 843
85043111	Instrument potential transformers, power capacity<=1kVA,voltage >=110 kV	1 663	15 968	35 817	414 758
85043113	Instrument potential transformers, power capacity<=1kVA,1 kV>= voltage<66 kV	1 772	8 420	21 116	100 683
85043119	Instrument potential transformers, power capacity<=1kVA,voltage<1kVA	1 759	20 488	72 077	802 455
85043121	Instrument current transformer ring type,pwr capacity<=1kVA110 kV>= voltage< 220 kV	310	1 604	29 604	133 807
85043124	Instrument current transformers,power capacity=1 kVA,1 kV>= voltage<66 kV	4 073	26 699	49 791	321 882
85043130	Flyback transformers, power capacity<=1 kVA	1	1	117	117
85043140	Intermediate frequency transformers, power capacity<=1 kVA	24 571	155 344	273 394	1 496 575
85043192	Others matching transformers, power capacity<=1 kVA	-	43	-	1 508
85043193	Step up/down transformers; slide regulators, power capacity <=1.000 kVA	466	18 373	7 263	187 769
85043199	Transformers other than used with toys,scale/similar modelsnot matching&step up/down transf; power capacity<=1.000 kVA	32 804	241 559	593 969	3 463 672
85043219	Instrument not matching transformers (potential¤t),1.000 kVA<power capacity<=5.000 kVA	306	984	976	9 993
85043220	Transformers of a kind used with toys, scale models or siml recreational models, 1.000 kVA<pwr.cap<=5.000 kVA	1	6	5	36
85043259	Other matching transformers, 10kVA<power capacity<=16kVA	-	18	-	1 472
85043311	Matching transformers, 16kVA<power capacity<=500kVA,voltage>=66kV	-	5 670	-	31 550
85043319	Other matching transformers, 16kVA<power capacity<=500kVA,voltage>=66kV	1 410	13 910	11 900	99 800
85043399	Other matching transformers, 16kVA<power capacity<=500kVA,voltage<66kV	-	367	-	10 736
85043413	Other matching transformers, not explosion proof dry type,10.000 kVA<power capacity<=15.000 kVA, voltage>=66kV	-	11 650	-	64 749
85043415	Explosion proof dry type transformers, voltage< 66 kV10.000 kVA<power capacity<=15.000 kVA	6 300	16 150	29 225	81 325
85043416	Other matching transformers, not explosion proof dry type,10.000 kVA<power capacity<=15.000 kVA, voltage<66kV	2 717	2 717	21 250	21 250
85043424	Other matching transformers, not explosion proof dry type,power capacity>15.000 kVA, voltage>=66kV	50 659	209 699	655 550	2 763 455
85043429	Other matching transformers, not explosion proof dry type, power capacity>15.000 kVA, voltage<66kV	-	49 200	-	129 115

Tabel 3 : Ekspor Indonesia menurut Komoditi (Kode HS 8 digit)

Mei 2021

Kode H S	Uraian golongan barang	Berat bersih (Kg)		Nilai F.O.B. (U S \$)	
		Bulan ini	Kumulatif	Bulan ini	Kumulatif
(1)	(2)	(3)	(4)	(5)	(6)
85044011	Uninterruptible power supplies (UPS), automatic data processing machines & units thereof, telecomm. apparatus	96	9 822	1 681	51 488
85044019	Uninterruptible power supplies (UPS), not automatic data processing machines & units thereof, telecomm. apparatus	39 423	231 693	1 635 316	9 067 750
85044020	Battery chargers having a rating exceeding 100 kVA	19 804	133 981	156 389	1 281 756
85044030	Other rectifiers	5 362	38 663	240 668	1 600 244
85044040	Inverters	31 673	189 053	1 237 046	7 931 837
85044090	Static converters other than UPS,battery chargers,invertersrectifiers	360 697	2 085 971	9 766 409	59 288 721
85045010	Inductors for power supplies for automatic data processingmachines & units thereof, & telecommunications apparatus	145 822	743 331	4 951 014	25 493 613
85045020	Chip type fixed inductors	2 396	9 289	1 095 264	4 052 539
85045093	Inductors power capacity <= 2.500 kVA	661	4 519	68 434	375 515
85045094	Inductors, 2.500 kVA> power capacity <=10.000 kVA	-	988	-	23 344
85045095	Inductors power capacity > 10.000 kVA	101	9 402	10 219	112 536
85049010	Parts of ballasts for discharge lamps or tubes	0	1 680	731	132 494
85049020	Printed circuit assemblies for UPS/power supplies inductorsautomatic data processing machines & telecomm. apparatus	13 512	96 143	392 851	2 927 250
85049031	Radiator panels;flat tube radiator for distribution andpower transformers, power capacity <=10.000 kVA	16	31	45	95
85049039	Other radiator panels;flat tube radiator for distribution and power transformers, capacity <=10.000 kVA	1 464	10 413	183 258	1 376 629
85049041	Radiator panels;flat tube radiator for distribution andpower transformers, power capacity>10.000 kVA	-	15 000	-	171 934
85049090	Parts of; other than ballast,UPS,inductors,and transformers	47 176	201 909	1 592 773	9 277 806
85051100	Permanent magnets and articles intended to become permanentmagnets after magnetisation of metal	221 372	1 312 926	1 740 400	9 659 863
85051900	Permanent magnets and articles intended to become permanentmagnets after magnetisation of not metal	27 890	48 446	136 042	292 298
85052000	Electro-magnetic couplings, clutches and brakes	219	1 623	3 146	59 414
85059000	Magnets; electro-magnets, holding devices and parts n.e.c. in heading no. 8505	62 661	345 212	643 088	3 574 496
85061010	Primary cells and primary batteries Manganese dioxidehaving an external volume <= 300 cm3	2 213 593	16 685 506	8 729 505	61 798 999
85061090	Primary cells and primary batteries Manganese dioxidehaving an external volume > 300 cm3	490	4 727	17 487	181 326
85063000	Primary cells and primary batteries Mercuric oxide	203	1 728	2 195	21 200
85064000	Primary cells and primary batteries Silver oxide	9 231	53 214	763 232	4 699 258
85065000	Primary cells and primary batteries Lithium	317 019	1 837 940	15 438 535	86 844 951
85066090	Primary cells and primary batteries Air-zinchaving an external volume > 300 cm3	5 425	48 706	32 051	483 788
85068010	Other primary cells and primary batteries zinc-carbon,having an external volume <= 300 cm3	775 734	4 769 210	3 057 501	18 499 487
85068091	Other primary cells and primary batteries not zinc-carbon,having an external volume <= 300 cm3	16 329	164 174	91 692	1 045 737
85068099	Other primary cells and primary batteries not zinc-carbon,having an external volume > 300 cm3	42 931	196 276	3 829 741	23 465 823
85069000	Parts of primary cells and primary batteries.	92 167	481 951	1 161 484	6 314 663
85071010	Lead-acid accumulators,of a kind used for starting piston engines of a kind used for aircraft	75	249	24	104
85071092	Lead-acid accumulators,used starting piston engines fornot aircraft,voltage 6V/12V,capacity<=200AH,height<=13cm	1 876	26 145	10 725	70 765
85071095	Lead-acid accumulators,used starting piston engines fornot aircraft,voltage6V/12V,capacity<=200AH,13cm<height<=23cm	401 186	3 713 173	1 003 107	8 199 289
85071096	Lead-acid accumulators,used starting piston engines fornot aircraft,voltage 6V/12V,capacity<=200AH,height>23cm	940 297	6 208 497	2 145 037	13 557 976
85071097	Lead-acid accumulators,used starting piston engines fornot aircraft,voltage 6V/12V,capacity>200AH,height<=13cm	2 590	31 248	14 175	174 063
85071098	Lead-acid accumulators,used starting piston engines fornot aircraft,voltage6V/12V,capacity>200AH,13cm>height<=23cm	-	3 214	-	9 719

Tabel 3 : Ekspor Indonesia menurut Komoditi (Kode HS 8 digit)

Mei 2021

Kode H S	Uraian golongan barang	Berat bersih (Kg)		Nilai F.O.B. (U S \$)	
		Bulan ini	Kumulatif	Bulan ini	Kumulatif
(1)	(2)	(3)	(4)	(5)	(6)
85071099	Lead-acid accumulators,used starting piston engines fornot aircraft,voltage 6V/12V,capacity>200AH,height>23cm	2 585 190	13 584 141	7 050 919	37 299 273
85072010	Other lead-acid accumulators,of a kind used for starting piston engines of a kind used for aircraft	2	8	14	214
85072094	Oth lead-acid accumulators,used starting piston engines fornot aircraft,voltage 6V/12V,capacity<=200AH,height<=13cm	-	67 319	-	159 257
85072095	Oth lead-acid accumulators,used starting piston engines fornot aircraft,voltage6V/12V,capacity<=200AH,13cm<height<=23cm	214 599	637 820	550 668	1 674 476
85072097	Oth lead-acid accumulators,used starting piston engines fornot aircraft,voltage 6V/12V,capacity>200AH,height<13cm	-	1	-	89
85072098	Oth lead-acid accumulators,used starting piston engines fornot aircraft,voltage6V/12V,capacity>200AH,13cm<height<=23cm	4	4	33	33
85072099	Oth lead-acid accumulators,used starting piston engines fornot aircraft,voltage 6V/12V,capacity>200AH,height>23cm	1	493	15	3 322
85073010	Nickel-cadmium accumulators of a kind used for aircraft	0	42	5 544	6 244
85073090	Nickel-cadmium accumulators of a kind used for not aircraft	-	2 934	-	7 684
85075090	Nickel-metal hydride accumulators of a kind used fornot aircraft	-	26	-	1 132
85076010	Lithium-ion accumulators of a kind used for laptopsincluding notebooks and subnotebooks	1 606	6 805	416 874	1 732 338
85076020	Lithium-ion accumulators of a kind used for aircraft	-	1	-	18
85076090	Lithium-ion accumulators of a kind used not for aircraft,laptops including notebooks and subnotebooks	24 233	174 302	22 939	292 219
85078010	Accumulators oth than lead-acid,nickel-cadmium,nickel-iron,nickel-metal hydride,lithium-ion for aircraft	-	1	-	100
85078020	Accumulators oth than lead-acid,nickel-cadmium,nickel-iron,nickel-metal hydride,lithium-ion for laptops/notebooks	15 531	67 010	264 389	1 145 141
85078090	Accumulators other than nickel-cadmium/iron/metal hydride,lead-acid,lithium-ion not for aircraft & laptops/notebooks	262 173	2 522 511	2 496 847	16 058 129
85079011	Plates of lead-acid accumulators for not aircraft	-	412	-	3 355
85079019	Accumulator plates of nickel-cadmium/iron/metal hydride,lithium-ion,etc for not aircraft	103 444	140 832	303 287	435 645
85079092	Battery separators, ready for use, of materials other than poly(vinyl chloride)	241 406	2 562 827	844 286	8 969 819
85079099	Accumulator parts of nickel-cadmium/iron/metal hydride,lithium-ion,etc for not aircraft, unplates	20 115	143 172	75 640	522 671
85081100	Vacuum cleaner self-contained electric motor, power<=1.5KWand dust bag or receptacle capacity<=20L	289 454	1 379 843	1 779 941	8 031 966
85081910	Vacuum cleaner self-contained electric motor, power>1.5KW &dust bag/receptacle capacity>20L for domestic use	50	195	490	2 651
85081990	Vacuum cleaner self-contained electric motor, power>1.5KW &dust bag/receptacle capacity>20L for not domestic use	45	333	622	3 740
85086000	Vacuum cleaner with out self-contained electric motor	104	30 350	9 798	264 970
85087010	Parts of vacuum cleaner with self-contained electric motorfor domestic use	345 190	1 201 312	2 051 206	7 630 169
85087090	Parts of vacuum cleaner with out self-containedelectric motor for not domestic use	789	6 621	16 880	113 093
85094000	Food grinders and mixers;fruit/vegetable juice extractorswith self-contained electric motor	44 272	428 198	163 266	2 081 393
85098090	Elect.mech.domestic oth than vacuum cleaner,floor polisher,grinder,mixer,juice extractor,kitchen waste disposers	45 175	298 428	3 405 104	23 447 413
85099010	Parts of floor polishers with self-contained electric motor	3 048	10 952	37 088	134 262
85099090	Parts of vacuum cleaner,grinder,mixer,juice extractor,kitchen waste disposers	19 972	115 268	201 838	1 326 065
85101000	Shavers with self-contained electric motor.	127 619	859 402	5 174 449	32 962 807
85102000	Hair clippers with self-contained electric motor.	344 469	1 582 843	10 702 841	48 167 321
85109000	Parts of Shavers,hair clippers & hair-removing appliances,with self-contained electric motor.	86 668	477 058	2 131 212	10 129 230
85111020	Sparking plugs of a kind suitable for motor vehicle engines	15 580	81 567	319 673	1 796 216
85111090	Sparking plugs of a kind suitable for not motor vehicle andaircraft engines	49 633	327 904	1 063 663	6 242 422

Tabel 3 : Ekspor Indonesia menurut Komoditi (Kode HS 8 digit)

Mei 2021

Kode H S	Uraian golongan barang	Berat bersih (Kg)		Nilai F.O.B. (U S \$)	
		Bulan ini	Kumulatif	Bulan ini	Kumulatif
(1)	(2)	(3)	(4)	(5)	(6)
85112010	Ignition magnetos, magneto-dynamos, magnetic flywheels of a kind suitable for aircraft engines	-	3 444	-	45 421
85112021	Ignition magnetos, magneto-dynamos, magnetic flywheels of a kind suitable for motor vehicle engines unassembled	7 238	23 371	21 446	223 945
85112029	Ignition magnetos, magneto-dynamos, magnetic flywheels of a kind suitable for motor vehicle engines assembled	43 136	156 497	528 406	1 972 640
85112091	Ignition magnetos, magneto-dynamos, magnetic flywheels of a kind suitable for not motor vehicle & aircraft engines unassembled	-	12	-	90
85112099	Ignition magnetos, magneto-dynamos, magnetic flywheels of a kind suitable for not motor vehicle & aircraft engines assembled	-	2	-	347
85113041	Distributors, ignition coils of a kind suitable for motor vehicle engines unassembled	97	2 119	5 369	102 255
85113049	Distributors, ignition coils of a kind suitable for motor vehicle engines assembled	5 740	30 453	175 279	896 489
85113091	Distributors, ignition coils of a kind suitable for not motor vehicle and aircraft engines unassembled	1	40	13	1 555
85113099	Distributors, ignition coils of a kind suitable for not motor vehicle and aircraft engines assembled	1 850	13 242	56 800	257 296
85114010	Starter motors and dual purpose starter-generators of a kind suitable for aircraft engines	99	401	400	2 600
85114021	Unassembled starter motors for engines of bus, go-kart, ATV, ambulance, sedan, motor-homes, van, dumper, truck, lorry, & similar	-	151	-	507
85114029	Unassembled starter motors for other than bus, go-kart, ATV, ambulance, sedan, motor-homes, van, dumper, truck, lorry, & similar	4 447	21 978	34 255	312 223
85114032	Assembled starters motor for engine of vehicles of car transport person/goods	29 109	238 777	429 631	3 455 479
85114033	Assembled starters motor for engine of vehicles of special cars	-	1 195	-	19 168
85114099	Other starter motor assembled	11 747	79 408	117 643	961 323
85115010	Other generator of a kind used for aircraft engines unassembled	201	402	500	800
85115021	Other generators unassembled for vehicle engine of car, transport & special car	5	44	99	1 034
85115029	Other unassembled alternators	2 174	9 012	2 682	14 967
85115032	Assembled alternators for engine vehicle transportation for person/goods	24 208	237 134	325 945	2 517 302
85115091	Other generators for engine vehicle of transport at 'n person/goods, spec. purpose	557	2 663	6 892	32 965
85115099	Other generators	8 438	57 852	82 171	561 286
85118010	Other equipment of electrical ignition a kind used for aircraft	-	4	-	1 550
85118020	Other equipment of electrical ignition a kind used for motor vehicle engine	197	2 359	10 092	90 302
85118090	Other equipment of electrical ignition	4 131	24 344	126 846	671 295
85119010	Parts of goods of electrical ignition for use aircraft engines	29	50	1 100	2 300
85119020	Parts of goods of electrical ignition for use vehicle engine	180 133	955 280	1 580 329	7 694 104
85119090	Parts of goods of electrical ignition for use not for aircraft or vehicle engine	34 335	229 801	346 514	2 522 132
85121000	Lighting or visual signalling equipment of a kind used on bicycles	-	2	-	21
85122020	Unassembled lighting/visual signalling equipment	24 227	194 554	299 057	2 542 095
85122091	Other lighting/visual signalling equip. for motorcycles	59 824	452 481	2 237 108	13 859 620
85122099	Other lighting/visual signalling equip.	57 273	330 183	1 316 980	6 852 087
85123010	Horns and sirens, assembled	182 723	1 149 869	2 075 087	13 344 151
85123020	Unassembled sound signalling equipment	0	7 987	799	263 952
85123091	Other sound signal equip. obstacle detect device for vehicles	998	7 370	101 788	747 857
85123099	Other sound signalling equipment	14 703	89 764	514 760	2 799 337
85124000	Windscreen wiper, defroster & demisters	65 091	543 978	789 896	6 732 062
85129010	Parts of goods of lighting or vis. light	3 135	29 489	13 073	133 667
85129020	Parts of goods of lighting, sound signal or windscreen wipers, defroster & demisters	580 589	3 503 399	6 775 404	43 412 574
85131030	Miners' helmet lamps and quarrymen's lamps	2	2	167	167
85131090	Other portable electric lamps	73 246	215 872	825 408	2 877 663

Tabel 3 : Ekspor Indonesia menurut Komoditi (Kode HS 8 digit)

Mei 2021

Kode H S	Uraian golongan barang	Berat bersih (Kg)		Nilai F.O.B. (U S \$)	
		Bulan ini	Kumulatif	Bulan ini	Kumulatif
(1)	(2)	(3)	(4)	(5)	(6)
85139030	Parts of flashlights reflectors; switchsliders of plastics	6	8	18	1 424
85139090	Oth part of portable elect lamp designed	4 940	19 259	16 559	75 390
85141000	Resistance heated furnaces and ovens	218	8 687	2 476	45 202
85142020	Electric furnaces or ovens for the mnfcrof printed circuit board/assembles	-	2	-	30
85142090	Oth furnaces/oven function by inductionor dielectric loss	-	12 003	-	119 276
85143090	Other furnaces and ovens	2	5 330	1	173 602
85144000	Heating equipment; for the heat treatment of materials by induction or dielectric loss, industrial or laboratory, other than furnaces and ovens	2 333	8 333	62 468	71 268
85149020	Part of industrial/laboratory electricfurnaces/oven for manufact.of PCB/PWB	-	21	-	1 440
85149090	Other industrial/lab.elec. furnaces andovens incl.by induction or dielect.loss	-	134	-	5 779
85151100	Soldering irons and guns	13	225	192	3 454
85151910	Mach and app for soldering component onPCB/printed wiring boards	25	26	32 841	32 959
85151990	Other brazing/soldering machines andapparatus	50	241	1 050	1 546
85152100	Mach and app for resistance welding ofmetal, fully or partly automatic	35	3 347	1 125	35 930
85152900	Mach and app for resistance welding ofmetal, non-automatic	2 978	10 163	915 038	1 062 682
85153100	Mach and app for arc welding of metal,fully or partly automatic	10 318	10 925	306 615	344 578
85153910	AC arc welders, transformer type,non- automatic	6 207	12 647	165 450	321 355
85153990	Oth machine and apparatus for arcwelding of metals, not automatic	155	11 289	38 432	172 944
85158010	Electric mach & app for hot spraying of metals/sintered metal carbides	-	368	-	65 858
85158090	Oth electric mach & app for hot spraying of metals/sintered metal carbides	144	868	20 401	191 131
85159010	Parts of AC arc welder, transformer type	126	1 912	38 892	119 258
85159020	Part of mach&app for soldering componenton PCB/printed wiring boards	30	1 201	1 255	44 420
85159090	Oth electric machines & apparatus	5 165	31 799	503 382	1 313 799
85161011	Water dispenser fitted only with water heater, for domestic use	2 581	14 696	14 354	41 903
85161019	Water dispenser fitted only with water heater, oth than for domestic use	1 550	31 728	41 622	457 469
85161030	Electric immersion water heaters	-	3 798	-	49 717
85162900	Heating apparatus; electric soil heating apparatus and space heating apparatus (excluding storage heating radiators)	213	1 637	983	18 337
85163100	Hair dryers	8	267	33	3 375
85163200	Hair-dressing apparatus; electro-thermic, other than hair dryers	3	117	17	2 155
85164010	Elect. smoothing irons of kind designedto use steam from the indust boilers	1	92	5	709
85164090	Other electric smoothing irons	771 851	3 613 442	9 291 561	44 651 669
85165000	Microwave ovens	1 651	6 730	13 837	50 525
85166010	Rice cooker	48 027	260 773	197 110	1 192 396
85166090	Other ovens;cookers, cooking plates, boiling rings,	230 120	1 362 834	1 520 528	8 687 627
85167100	Coffee or tea makers	994 781	5 556 115	12 332 079	69 471 852
85167200	Toasters	48	409	702	1 670
85167910	Kettles , electro-thermic appliances	1 834	2 461	24 101	28 344
85167990	Other electro-thermic appliances	9 493	100 232	306 989	2 756 755
85168030	Electric heating resistors for domestic appliances	238	734	964	2 422
85168090	Other electric heating resistors	727	6 506	20 720	194 840
85169029	Sealed hotplates for other than domestic appliances	40	1 032	449	33 152
85169030	Part of goods of electric instantaneous or storage water heaters	-	130	-	422
85169090	Other part of goods of electric instantaneous	111 874	428 141	2 097 968	8 465 050
85171100	Line telephone sets with cordless handsets	60 799	697 978	1 568 727	16 701 953
85171200	Telephones for cellular networks or for other wireless	88 151	354 458	20 776 857	92 820 624
85171800	Telephone sets n.e.c. in item no. 8517.1	8 245	31 014	549 570	2 516 007

Tabel 3 : Ekspor Indonesia menurut Komoditi (Kode HS 8 digit)

Mei 2021

Kode H S	Uraian golongan barang	Berat bersih (Kg)		Nilai F.O.B. (U S \$)	
		Bulan ini	Kumulatif	Bulan ini	Kumulatif
(1)	(2)	(3)	(4)	(5)	(6)
85176100	Base stations, apparatus for communication in a wired or	2	9 058	150	111 398
85176210	Radio transmitters and radio receivers of a kind used for	472	2 184	68 425	379 549
85176221	Control and adaptor units, including gateways and routers	249 310	1 282 279	21 594 259	119 457 838
85176229	Other units of automatic data processing machines other	11 057	55 556	4 115 396	11 427 186
85176230	Aparatus pemindah saluran teleponi atau telegrafi	-	26	-	2 270
85176241	Modems including cable modems and modem cards	283 196	1 424 651	24 645 936	122 774 666
85176242	Concentrators or multiplexers apparatus for carrier-current	17	1 215	30 000	128 571
85176249	Other apparatus for carrier-current line systems or	5 456	109 473	1 179 220	7 918 337
85176251	Wireless LANs	2 839	24 168	85 572	972 872
85176252	Transmission and reception apparatus of a kind used for	-	2	-	167
85176253	Other transmission apparatus for radio-telephony or	100	1 138	8 176	58 958
85176259	Other transmission apparatus incorporating reception	29 275	82 007	4 827 734	13 414 757
85176261	Other transmission apparatus for radio-telephony or	-	686	-	29 152
85176269	Other transmission apparatus for other than radio-telephony	321	1 748	52 519	242 598
85176291	Portable receivers for calling, alerting or paging	-	10 000	-	562 020
85176292	Portable receivers for calling, including pagers	53	163	22 941	72 221
85176299	Other portable receivers for calling, alerting or paging	149 992	849 927	18 142 325	106 677 280
85176900	Communication apparatus excl telp sets/base stations; machines for transmission/reception of voice, images/oth data incl wired/wireless networks, n.e.c. in item no. 8517.6	47 334	820 158	2 025 006	34 359 863
85177010	Part of control and adaptor units including gateways,	29 994	75 526	3 675 973	8 482 091
85177021	Part of transmission aparatus, portable receivers for	344	15 029	75 939	1 857 434
85177029	Oth part of transmission aparatus, portable receivers for	5 505	75 605	883 965	1 975 334
85177031	Part of other printed circuit boards, assembled	196	7 125	301 422	1 121 072
85177032	Part of other printed circuit boards, assembled	-	26	-	4 197
85177039	Part of other printed circuit boards, assembled	800	7 375	518 283	2 869 878
85177040	Part of Aerials or antennae of a kind used with apparatus	23	613	1 015	137 704
85177091	Part of other apparatus for transmission/reception of voice	5	10	708	1 208
85177092	Part of other apparatus for transmission/reception of voice	-	103	-	2 595
85177099	Other part of other apparatus for transmission/reception of	4 731	40 462	1 023 390	6 397 474
85181011	Microphones frequency range of 300 Hz-3,400 Hz,diameter	-	10	-	1 715
85181019	Other microphones, whether or not with their stands	1 968	8 872	44 981	224 319
85181090	other microphones and stands therefor	114	597	12 238	52 349
85182110	Box speaker type, single loudspeakers, mounted in	250 392	1 423 340	2 022 595	11 620 321
85182190	Other single loudspeakers, mounted in their enclosures	44 364	503 856	230 341	3 039 438
85182210	Box speaker type, multiple loudspeakers, mounted in	435 044	2 708 122	3 849 936	23 407 106
85182290	Other multiple loudspeakers, mounted in the same enclosure	1 449	28 491	6 371	308 427
85182920	Loudspeakers, without enclosure, frequency range of	6 877	64 956	95 223	847 359
85182990	Loudspeakers, whether or not mounted in their	514 284	4 139 551	3 281 810	23 423 154
85183010	Headphone	5 057	6 333	140 158	200 685
85183020	Earphone	9 328	26 163	615 954	1 294 503
85183040	Line telephone handsets	15	204	804	4 272
85183051	Other combined microphone/speaker sets :	-	906	-	34 543
85183059	Other combined microphone/speaker sets	5	17	174	528
85183090	Other headphones & earphones, combine or not w/ microphone	35 883	191 987	1 406 851	8 217 897
85184020	Audio-frequency electric amplifiers used as repeaters	1 736	6 853	65 976	382 073
85184040	Audio-frequency electric amplifiers,other in line telephone	-	30	-	369
85184090	Other audio-frequency electric amplifiers used as repeater	101 135	1 083 171	1 283 892	9 088 133
85185010	Electric sound amplifier sets	25 806	115 679	425 803	1 861 558
85185020	Other electric sound amplifier sets with loudspeakers,	-	1	-	200
85185090	Other electric sound amplifier sets with other power rating	18 041	159 273	880 988	8 907 982
85189010	Part of goods of subheading 8518.10.11, 8518.29.20,	-	2 044	-	58 829
85189020	Part of goods of subheading 8518.40.40	170	1 004	99 489	625 720
85189030	Part of goods of subheading 8518.21 or 8518.22	3 546	18 354	91 207	408 285
85189040	Part of goods of subheading 8518.29.90	2	4	9	14
85189090	Part of goods of other subheading 8518	126 486	443 826	1 569 259	9 650 898
85192010	Coins, tokens or disc operated record players	68	98	902	1 487
85192090	Other apparatus operated by coins, banknotes, bank cards,	4	37	44	1 724
85193000	Turntables (record-decks)	-	2	-	16
85198120	Cassette recorders, with built-in amplifiers & built-in	3	124	104	1 078
85198130	Compact disc players	340	4 710	9 875	58 809

Tabel 3 : Ekspor Indonesia menurut Komoditi (Kode HS 8 digit)

Mei 2021

Kode H S	Uraian golongan barang	Berat bersih (Kg)		Nilai F.O.B. (U S \$)	
		Bulan ini	Kumulatif	Bulan ini	Kumulatif
(1)	(2)	(3)	(4)	(5)	(6)
85198149	Other transcribing machine	134	1 061	4 077	89 550
85198179	Other sound reproducing apparatus, cassette type for other than cinematography or broadcasting	-	0	-	27
85198199	Other apparatus using magnetic, optical or semiconductor for other than cinematography or broadcasting	-	2	-	21
85198912	Other cinematographic sound reproducers for film of a width of > 16 mm	-	5	-	477
85198920	Other record-players with or without loudspeakers	-	14	-	8 505
85198990	Other app using magnetic, optical or semiconductor media for other than cinematography or broadcasting	110	186	1 154	13 646
85211090	Magnetic tape-type video recording or reproducing apparatus for other than cinematography or television broadcasting	-	72	-	3 110
85219011	Laser disc players of a kind used in cinematography or television broadcasting	-	1	-	21
85219019	Laser disc players of other than cinematography or television broadcasting	9 937	160 570	314 629	4 975 476
85219099	Video recording / reproduce apparatus other than magnetic tape-type for other than cinematography or television broadcasting	391	5 710	4 035	61 876
85221000	Pick-up cartridges	12 408	96 115	712 012	4 413 537
85229030	PCB assemblies for cinematographic sound recorders or reproducers	6	14 565	3	170 034
85229040	Audio/video tape decks and compact disc mechanisms	22 193	73 579	1 566 263	7 928 468
85229050	Audio/video reproduction heads, magnetic type; magnetic erasing heads and rods	64	765	3 039	53 146
85229091	Other parts & accessories of cinematographic sound recorders/reproducers	36 878	248 265	17 038 369	75 312 402
85229093	Other parts & accessories for sound/audiorecording/reproducing (magnetic/optical)	3	133	145	4 055
85229099	Other parts & accessories for other sound or audio recording/reproducing	7 555	36 117	1 366 584	3 483 068
85232110	Magnetic media card, incorporating a magnetic stripe; unrecorded	65	315	1 633	12 820
85232190	Magnetic media card, incorporating a magnetic stripe; recorded	149	1 312	7 610	32 045
85232911	Magnetic computer tapes, width <= 4mm; unrecorded	-	9	-	185
85232919	Other magnetic tapes, width <= 4mm; unrecorded	7 582	41 728	95 477	416 216
85232929	Magnetic tapes (other than video tapes) width <= 4mm; recorded	10	84	239	5 124
85232939	Other magnetic tapes, 4mm < width <= 6,5mm; unrecorded	-	9	-	92
85232943	Other magnetic video tapes, 4mm < width <= 6,5mm; recorded	-	21	-	411
85232952	Magnetic video tapes, width > 6,5mm unrecorded	-	2	-	51
85232961	Magnetic tapes width > 6,5mm; recorded for storage media	-	7	-	1 203
85232969	Other magnetic tapes, width > 6,5mm; recorded, for other purposes	-	1	-	43
85232971	Computer hard disc and diskette; unrecorded	109	935	6 046	38 946
85232979	Other magnetic discs; unrecorded	5	23	59	295
85232981	Magnetic disc for reproducing phenomena not sound/image for computer; recorded	-	2 398	-	10 245
85232983	Other magnetic disc reproducing represented by means of an auto. data processing machine	-	1	-	5
85232991	Magnetic media other than disc for computer use; unrecorded	-	320	-	4 217
85232992	Magnetic media other than disc for other than computer use; unrecorded	-	2	-	23
85232995	Other magnetic media reproduced sound/image proprietary format storage media; not disc	-	1	-	35
85232999	Other magnetic media (not disc)	-	27	-	183
85234110	Optical media, unrecorded, for computer use	35	109	3 418	5 016
85234190	Optical media, unrecorded, for other use	71	570	7 342	25 768
85234911	Disc for laser reading systems for reproducing phenomena not sound/image	9	27	475	1 075
85234912	Educational, technical, scientific, historical/cultural disc; sound only	-	3	-	220 749
85234913	Other kind of disc; sound only	0	8	42	320

Tabel 3 : Ekspor Indonesia menurut Komoditi (Kode HS 8 digit)

Mei 2021

Kode H S	Uraian golongan barang	Berat bersih (Kg)		Nilai F.O.B. (U S \$)	
		Bulan ini	Kumulatif	Bulan ini	Kumulatif
(1)	(2)	(3)	(4)	(5)	(6)
85234914	Disc for laser reading system for repro.represent. of instruct,data,sound,etc	75	354	80 617	92 947
85234919	Cinematographic film oth than newsreel,travelogues,and oth doc. films;optical	2	144	86	3 993
85234992	Oth disc for laser reading systems forreproducing sound only	-	1	-	1
85234993	Oth disc for laser reading systems forreproducing others	10	11	441	460
85234999	Oth disc for laser reading systems	38	398	3 038	757 426
85235111	Solid-state non-volatile storage devicessuitable for computer use;unrecorded	1 374	1 547	567 803	655 856
85235119	Solid-state non-volatile storage devicesfor other use;unrecorded	156	1 613	35 244	100 080
85235121	Solid-state non-volatile storage devicessuitable for computer use;recorded	1	18	41	5 015
85235129	Solid-state non-volatile storage devicesfor other use;recorded	6	11	10	102
85235130	Solid-state non-volatile storage devicesfor repro. data,sound/image,etc	-	201	-	7 495
85235199	Semi conductors of a kind suitable for other purpose	18	226	368	4 603
85235200	Smart cards	7 741	47 959	424 429	2 286 293
85235910	Proximity cards and tags;semiconductor	17	6 220	1 192	26 023
85235929	Oth semiconductor media,unrecorded,for other use	5	160	89	53 631
85235990	Other semiconductor media	1	854	1	538
85238040	Gramophone records;storage device	5	12	231	461
85238051	Oth solid-state non-volatile storage dev.;unrecorded,for computer use	-	8	-	74 945
85238059	Oth solid-state non-volatile storage dev.;unrecorded,for other use	0	11	45	705
85238091	Oth solid-state non-volatile storage dev.;recorded,reprod. not sound/image	-	152	-	206
85238092	Oth solid-state non-volatile storage dev.;recorded,reproducing others	-	2	-	21
85238099	Other solid-state non-volatile storage device	21	688	637	166 803
85255000	Transmission apparatus	1	317	10	11 508
85256000	Transmission apparatus incorporating reception apparatus	625	1 370	56 410	172 813
85258010	Web cameras	2 070	13 296	265 757	2 568 514
85258031	Video camera recorders,used in broadcasting	460	5 195	171 520	1 189 829
85258039	Video camera recorders,used in other purposes	7 496	36 527	439 662	1 771 308
85258040	Television cameras	91	1 923	918	166 306
85258051	Digital single lens reflex (DSLR)	34	742	14 770	86 941
85258059	Digital camera other than DSLR	15 339	134 430	4 573 065	34 762 274
85261010	Radar app.,ground based,use in civil aircraft,used solely on sea-going vessel	136	1 061	4 308	17 355
85261090	Other radar apparatus	281	1 570	14 164	475 349
85269110	Radio navigational aid app.,use in civil aircraft,used solely on sea-going vessel	347	683	3 300	7 618
85269190	Other radio navigational aid apparatus	73 096	276 385	6 272 659	23 747 952
85269200	Radio remote control apparatus	392	17 153	18 695	410 964
85271200	Pocket-size radio cassette-players	9 853	122 902	369 351	2 954 269
85271310	Apparatus radio-broadcasting combined with sound recording/reproducing, portable	11 089	82 993	169 831	1 250 116
85271390	Apparatus radio-broadcasting combined with sound recording/reproducing, not portable	-	121	-	950
85271920	Apparatus radio-broadcasting combined without sound recording/reproducing, portable	44 578	240 133	769 369	4 138 454
85271990	Apparatus radio-broadcasting combined without sound recording/reproducing, not portable	39	431	2 146	10 838
85272100	Radio-broadcast receiver,use ext sourcepower combined with sound record app	93 450	544 482	3 843 542	22 777 325
85272900	Radio-broadcast receiver,use ext sourcepower not combined with sound record app	52 777	215 813	2 812 727	10 682 302
85279110	Oth radio-broadcast receiver,ext sourcepower combined w/ sound record;portable	-	1	-	142

Tabel 3 : Ekspor Indonesia menurut Komoditi (Kode HS 8 digit)

Mei 2021

Kode H S	Uraian golongan barang	Berat bersih (Kg)		Nilai F.O.B. (U S \$)	
		Bulan ini	Kumulatif	Bulan ini	Kumulatif
(1)	(2)	(3)	(4)	(5)	(6)
85279190	Oth radio-broadcast receiver,ext sourcepower comb. w/ sound record;not portable	5 760	19 734	39 420	126 082
85279290	Oth radio-broadcast receiv not capable,w/o ext sourcepower,not combined sound record,comb. a clock,oth mains operated	-	10	-	125
85279990	Oth radio-broadcast receiv not capable,w/o ext sourcepower,uncombined with sound record&clock,not mains operated	3	40	2 416	8 264
85284200	Cathode-ray tube monitors,capable of directly connencting&dessign. use automatic data processing machine of head 84.71	-	61	-	2 407
85284910	Color cathode-ray tube monitors,capable of directlyuse automatic data processing machine of head 84.71	139	3 951	4 728	38 524
85284920	Monochrome cathode-ray tube monitors,capable of directlyuse automatic data processing machine of head 84.71	-	35	-	3 237
85285200	Monitors; other than cathode-ray tube; capable of directly connecting to and designed for use with an automatic data processing machine of heading 84.71	58 144	617 006	2 064 017	19 332 837
85285910	Oth color monitors,capable of directly connencting&designeduse automatic data processing machine of head 84.71	144 197	497 260	5 724 308	23 941 666
85285920	Oth monochrome monitors,capable of directly connec.&desig,use automatic data processing machine of head 84.71	155	409	10 150	26 070
85286200	Projector,capable of directly connencting&designeduse automatic data processing machine of head 84.71	21	163	2 432	14 963
85286910	Other projector,having the capability of projecting ontoa screen diagonally measuring 300 inches or more	-	3 374	-	246 480
85286990	Other projector,having the capability of projecting ontoa screen diagonally measuring less 300 inches	11	779	2 207	12 639
85287111	Reception appratus for television,set top box which havea communication function,mains operated	164 432	703 207	8 908 790	35 755 213
85287119	Reception appratus for television,set top box which havea communication function,not mains operated	7 306	34 119	878 804	4 149 736
85287191	Reception appratus for television,oth set top box whichhave a communication function,mains operated	-	76 175	-	1 628 689
85287199	Reception appratus for television,oth set top box whichhave a communication function,not mains operated	-	63	-	1 207
85287210	Oth reception for TV,colour, battery operated	-	15	-	110
85287292	LCD,LED and other flat panel display type	4 755 402	21 513 690	148 951 908	582 951 972
85287299	Oth reception for TV,colour, not battery operated	2 906	6 675	11 478	377 222
85287300	Reception apparatus for tv, wth or not incorporating radio-broadcast receivers/sound/video recording/reproducing apparatus; incorporating a monochrome video display	602	23 670	13 329	85 750
85291021	Parabolic aerial reflector dishes for TV reception	645	2 672	1 918	12 948
85291029	Oth parabolic aerial reflector dish for TV reception	519	4 930	127 346	3 392 084
85291030	Telescopic, rabbit & dipole antennae for TV,or radio receivers	2 165	11 740	28 836	305 269
85291092	Oth aeriels&aerial reflectors,used with transmission app. for radio-broadcast/TV	39 427	174 477	322 697	1 429 636
85291099	Oth aeriels&aeriels reflector,used with transmission app. for oth purposes	3 912	38 064	59 690	483 717
85299020	Part of decoder for use with transmission apparatus	201	435	20 813	23 355
85299040	Part of digital cameras/video camera recorders for use with transmission apparatus	681	5 840	126 595	1 135 313
85299051	Oth printed circuit board; assembled,for transmission apparatus	-	114	-	38 529
85299052	Oth printed circuit board; assembled,for radio-broadcast receiver	6 135	66 869	157 110	1 632 113
85299053	Oth printed circuit board; assembled,for flat panel display monitor/projector	65 622	385 898	1 438 042	8 754 525
85299054	Oth printed circuit board; assembled,for TV receivers	5 975	31 344	79 977	501 133

Tabel 3 : Ekspor Indonesia menurut Komoditi (Kode HS 8 digit)

Mei 2021

Kode H S	Uraian golongan barang	Berat bersih (Kg)		Nilai F.O.B. (U S \$)	
		Bulan ini	Kumulatif	Bulan ini	Kumulatif
(1)	(2)	(3)	(4)	(5)	(6)
85299055	Oth printed circuit board; assembled,for other monitor/projector	130	1 409	1 841	24 133
85299059	Oth printed circuit board; assembled,for other monitor and projectors	808	8 325	649 545	5 186 659
85299091	Oth printed circuit board;not assembled,for television receivers	209 594	763 030	2 666 675	13 162 635
85299094	Oth printed circuit board;not assembled,for flat panel display	634 466	3 545 883	13 962 826	70 488 121
85299099	Oth printed circuit board;not assembled,for othermonitor and projectors	369 501	1 536 941	1 293 477	6 725 089
85308000	Electrical signaling, safety/traffic control for roads,inland waterways,parking facility,port install./airfields	-	275	-	15 160
85309000	Part of equipment railways,tramways,road,waterway,parking facilities,etc	-	7	-	1 857
85311010	Burglar alarms	35 315	127 047	3 899 925	13 017 745
85311020	Fire alarms	29	67	1 715	4 740
85311030	Smoke alarms;portable personal alarm(shrill alarm)	1	50	100	9 542
85311090	Other alarms and similar apparatus	33 846	147 590	1 172 162	4 700 562
85312000	Indicator panel incorporating LCD/LED	740 083	3 683 239	18 373 240	89 204 313
85318010	Electronic bells and other sound signalling apparatus	4 339	20 342	163 203	785 334
85318029	Flat panel displays other than vacuum fluorescent	77	632	1 732	24 044
85318090	Other electric sound/visual signalling apparatus	40 394	261 549	964 598	5 585 220
85319010	Parts including printed circuit assemblies,of panel indic.,electric sound/visual signalling app,flat panel display	-	4	-	144
85319030	Part of other bells/sound signalling apparatus	1	1	3	3
85319090	Part of other electric sound or visual signalling apparatus	15 879	62 489	257 076	1 131 691
85321000	Fixed capacitor desgined for use in 50/60Hz circuit, and having reactive power handling capacity >=0.5 kVar	-	35	-	1 870
85322100	Tantalum	16 557	83 090	14 764 425	71 463 028
85322200	Aluminium electrolytic	761 787	4 082 003	17 413 608	92 282 175
85322300	Ceramic dielectric,single layer	57 885	385 834	1 046 747	6 997 354
85322400	Ceramic dielectric,multi layer	210	3 100	31 035	231 468
85322500	Dielectric of paper or plastic	4 578	23 482	316 635	1 440 964
85322900	Electrical capacitors; fixed, n.e.c. in heading no. 8532	130 221	558 200	17 572 651	81 674 341
85323000	Variable/adjustable (pre-set) capacitors	698	6 534	8 531	82 007
85329000	Parts of fixed electrical capasitor	979	1 475	11 739	20 848
85331010	Fixed carbon resistors, composition/film type; surface mounted	82 719	277 769	47 032	110 184
85331090	Fixed carbon resistors, composition/film type; not surface mounted	109	2 765	721	172 703
85332100	Electrical resistors; fixed, for a power handling capacity not exceeding 20W (including rheostats and potentiometers but excluding heating resistors and carbon resistors)	220 200	1 145 230	9 546 837	48 924 160
85332900	Electrical resistors; fixed, for a power handling capacity exceeding 20W (including rheostats and potentiometers but excluding heating resistors and carbon resistors)	35 656	182 749	1 069 434	4 924 040
85333100	Wirewound variable resistors, rheostats & potentiometersfor a power handling capacity <= 20W	2	7	1 406	2 483
85333900	Wirewound variable resistors, rheostats & potentiometersfor a power handling capacity > 20W	33	39	313	547
85334000	Electrical resistors; variable, including rheostats and potentiometers (excluding heating)	65 536	379 325	1 450 724	8 393 043
85339000	Parts of fixed resistors	300	4 186	134 223	701 649
85340010	Printed circuits, single-sided	55 786	637 959	679 780	6 865 268
85340020	Printed circuits, double-sided	3	48	2 020	33 386
85340030	Printed circuits, multi-layer	95	3 750	19 514	385 488
85340090	Other printed circuits	7 216	33 405	1 343 011	6 376 456
85351000	Fuses, for a voltage > 1000V	53	418	2 846	18 459
85352120	Automatic circuit breakers for a voltage< 72,5 kV; earth leakage circuit breaker	-	96	-	4 906
85352190	Automatic circuit breakers for a voltage< 72,5 kV; other circuit breaker	90	2 168	5 194	85 256

Tabel 3 : Ekspor Indonesia menurut Komoditi (Kode HS 8 digit)

Mei 2021

Kode H S	Uraian golongan barang	Berat bersih (Kg)		Nilai F.O.B. (U S \$)	
		Bulan ini	Kumulatif	Bulan ini	Kumulatif
(1)	(2)	(3)	(4)	(5)	(6)
85352990	Automatic circuit breakers for a voltage >= 72,5 kV other circuit breaker	8	31	10	48
85353019	Disconnecter having a voltage >= 36 kV	20	1 840	1 070	74 607
85353090	Isolating switch & make-and-break switches for a voltage of < 66 kV	50	142 821	4 266	1 557 740
85354000	Lightning arresters, voltage limiters and surge suppressors	1 850	7 008	177 197	867 295
85359010	Bushing and tap changer assemblies for electricity distribution/power transformers	935	13 459	23 903	561 800
85359020	Change-over switches of a kind used for starting electric motors	-	4 668	-	49 788
85359090	Other bushing, tap changer assembly and switches starting for electricity	32 104	148 556	195 471	1 075 806
85361011	Thermal fuses glass type: suitable for use in electric fans	1	1	5	5
85361012	Thermal fuses glass type: other, for a current of < 16 A	427	2 808	14 596	98 599
85361013	Thermal fuses glass type: fuse blocks, of a kind used for motor vehicles	1 390	13 744	18 878	189 505
85361019	Other thermal fuses glass type	950	58 038	16 147	274 902
85361091	Other thermal fuses, suitable for use in electric fans	-	0	-	0
85361092	Other thermal fuses, other, for a current of < 16 A	2	9	29	269
85361093	Other thermal fuses, fuse blocks, of a kind used for motor vehicles	430	1 885	12 581	55 689
85361099	Other fuses n.e.c. in heading 85.36	335	2 386	7 080	41 095
85362011	Automatic circuit breakers; moulded case, for a current, of less than 16 A	289	545	2 508	6 190
85362012	Automatic circuit breakers; moulded case, for a current, >=16A but <=32A	53	232	455	1 779
85362013	Automatic circuit breakers; moulded case, for a current, >32A but <=1000A	29	11 621	4 101	202 889
85362019	Automatic circuit breakers; moulded case, for a current, >1000A	11 436	83 434	490 526	4 475 042
85362020	Automatic circuit breakers, kind incorporated into electrothermic domestic appliances of heading 85.16	-	613	-	11 885
85362091	Automatic circuit breakers, kind incorporated into electrothermic domestic appliance, other of a current < 16A	-	29	-	815
85362099	Automatic circuit breakers, kind incorporated into electrothermic domestic appliance, other of a current >= 16A	505	1 911	12 714	30 374
85363010	Lightning arresters for protecting electrical circuits	-	23	-	11 802
85363020	Electrical circuit protector used in radio equipment or in electric fans	371	1 277	4 860	18 950
85363090	Other apparatus for protecting electrical circuits	96 357	430 296	1 301 186	6 943 868
85364110	Digital relays, voltage <= 60V	13 204	54 958	321 031	1 370 968
85364120	Relays used in radio equipment, voltage <= 60V	-	442	-	28 691
85364140	Other relays, voltage <= 60V, a current <16A	25 420	165 300	749 625	4 933 275
85364191	Semiconductor/electro-magnetic relays <=28 V	83 083	392 062	2 679 784	13 131 916
85364199	Semiconductor/electro-magnetic relays >28 V	45 966	248 826	1 250 752	6 554 220
85364910	Digital relays, voltage > 60V	1 185	13 358	48 878	395 049
85364990	Other digital relays, voltage > 60V	268 131	1 413 486	5 581 113	30 098 234
85365020	Over-current and residual-current, automatic switches	27 287	182 904	590 014	3 821 040
85365033	High inrush switch, of a rated current carrying capacity <16A	502	2 722	134 480	669 115
85365039	Other high inrush switches and commutators for stoves and ranges	1 502	8 303	36 690	231 716
85365051	Electronic AC switch, voltage <=1000V, for a current < 16A	252	1 374	5 311	27 485
85365059	Electronic AC switch, voltage <=1000V, for a current >= 16A	11	183	979	7 580
85365061	Make&break switch used in domestic electrical wiring, <=500V, for a current < 16A	72 023	390 301	2 173 803	11 561 869
85365069	Make&break switch used in domestic electrical wiring, <=500V for a current >= 16A	146	191	573	1 873
85365095	Other make&break switch, >500V, change-over switches; for starting elec. motors/fuse switches	145	1 883	3 162	51 116
85365099	Other make&break switch, >500V	192 084	1 177 575	9 246 181	54 480 408
85366110	Lamp holder used for compact lamps or halogen lamps	-	632	-	3 171
85366191	Lamp holder used for other lamps, a current < 16A	-	32	-	1 376
85366199	Lamp holder used for other lamps, a current >= 16A	2	251	19	7 421
85366911	Telephone plugs for a current < 16A	716	1 534	8 023	49 440
85366919	Telephone plugs for a current >= 16A	65 644	146 944	1 788 807	4 269 909

Tabel 3 : Ekspor Indonesia menurut Komoditi (Kode HS 8 digit)

Mei 2021

Kode H S	Uraian golongan barang	Berat bersih (Kg)		Nilai F.O.B. (U S \$)	
		Bulan ini	Kumulatif	Bulan ini	Kumulatif
(1)	(2)	(3)	(4)	(5)	(6)
85366929	Audio/video & cathode ray tube socket for TV or radioreceiver,a current > 16A	-	4 887	-	150 760
85366932	Socket&plug for co-axial cable&printed circuits,for a current < 16A	916	1 378	48 095	183 659
85366939	Socket&plug for co-axial cable&printed circuits,for a current >= 16A	3 596	26 008	20 734	646 515
85366992	Oth Socket&plug for co-axial cable&printed circuits,for a current < 16A	548	11 685	2 491	119 622
85366999	Oth Socket&plug for co-axial cable&printed circuits,for a current >= 16A	23 085	709 618	712 161	25 395 122
85367010	Connector for optical fibres,optical fibres bundles or cables;ceramics	3 496	14 633	108 279	456 280
85367020	Connector for optical fibres,optical fibres bundles or cables;copper	-	1	-	579
85367090	Oth connector for optical fibres,optical fibres bundles or cables	4 626	17 110	366 394	2 471 910
85369012	Connection&contact elements for wires & cables;wafer probers;current < 16A	50	834	562	83 641
85369019	Connection&contact elements for wires & cables;wafer probers;current >= 16A	33 791	98 232	1 595 315	6 310 449
85369029	Junction boxes,for a current >= 16A	11 874	48 915	328 298	1 467 076
85369032	Cable connector,connector/adaptor for co-axial cable,commutator,current<16A	34 285	177 652	3 739 791	19 235 975
85369039	Cable connector,connector/adaptor for co-axial cable,commutator,current>=16A	225 917	998 462	5 214 870	24 440 491
85369094	Other cable connector,for a current < 16A	6 228	38 560	168 763	961 162
85369099	Other cable connector,for a current >= 16A	100 756	593 262	4 630 835	28 375 191
85371011	Control panel use in distributed controlsystem;voltage<1000V	875	30 605	54 894	576 563
85371012	Control panel fitted with a programmable processor;voltage<1000V	32	1 207	3 906	89 519
85371013	Control panel for AC,refrigerator,washing mach.,vacuum cleaner,mixer,water heater	646	3 579	76 252	339 721
85371019	Other control panel	24 290	1 049 506	1 015 707	22 221 913
85371020	Distribution board (incl back panels & back planes) used with auto data process. mach.,telp sets,transmiss. app.	13	3 617	192	43 430
85371030	Programmable logic controllers for auto-mach for transport handling&storages of dies for semiconductor device	55	284	7 593	56 263
85371091	Switchboard & control panels: used in radio equipment or electric fans	2 278	25 597	301 305	3 641 670
85371092	Switchboard & control panels: use in distributed control systems	21 209	148 140	983 705	6 025 972
85371099	Switchboard & control panels: use for other purposes	283 068	1 841 435	10 852 656	71 442 784
85372011	Switchboards incorporating electrical instruments forbreaking, connecting/protecting electrical circuit >=66 kV	-	30	-	24
85372019	Switchboards incorporating electrical instruments forbreaking, connecting/protecting electrical circuit < 66 kV	-	47 394	-	2 764 270
85372021	Control panels incorporating electrical instruments forbreaking, connecting/protecting electrical circuit >=66 kV	-	178	-	17 629
85372029	Control panels incorporating electrical instruments forbreaking, connecting/protecting electrical circuit < 66 kV	-	8 171	-	1 069 525
85372090	Oth board for electrical control for voltage< 1000 volt	220 853	1 345 812	4 369 412	24 890 791
85381011	Parts of programmable logic controllers for auto-mach for transpot for semiconductor device, voltage <=1000V	16	18	330	2 971
85381019	Other part of programable logic controller used in radioequipment,vaoltage <=1000V	17 691	45 892	142 127	583 503
85381021	Parts of programmable logic controllers for auto-mach for transpot for semiconductor device, voltage >1000V	7	7	422	424
85381029	Other part of programable logic controller used in radioequipment,vaoltage >1000V	526	3 974	78 657	364 798
85389011	Part including printed circuit assmbles of telp plug;connect&contact element, wire & cable, voltage <=1000V	33	1 273	605	11 673
85389012	Part of switch,socket&plug for coaxial cable, etc oth apparatus,voltage <=1000V	26 421	186 626	608 854	3 775 671

Tabel 3 : Ekspor Indonesia menurut Komoditi (Kode HS 8 digit)

Mei 2021

Kode H S	Uraian golongan barang	Berat bersih (Kg)		Nilai F.O.B. (U S \$)	
		Bulan ini	Kumulatif	Bulan ini	Kumulatif
(1)	(2)	(3)	(4)	(5)	(6)
85389013	Part of distribution boards,voltage <=1000V	8 722	38 257	1 639 953	11 682 047
85389019	Oth part of electric switch,socket&plug, voltage<= 1000V	77 692	534 078	3 895 510	23 689 382
85389020	Oth part including printed circuit assmblies of telp plug;connect&contact; voltage>1000V	22 683	300 323	445 769	5 563 886
85391010	Sealed beam lamp units for motor vehicles	4 132	33 287	70 304	518 507
85391090	Sealed beam lamp units for others	563	4 819	29 029	158 195
85392120	Tungsten halogen used in medical equipment	1 248	1 382	3 486	4 392
85392130	Tungsten halogen used for motor vehicles	58	540	959	22 538
85392140	Other reflector lamp bulbs of tungsten halogen	-	15	-	29
85392190	Other tungsten halogen	17	49	370	2 889
85392231	Other reflector lamp bulbs,used in decorative illumination,power <= 60 W	-	2 239	-	17 688
85392232	Other reflector lamp bulbs,used in decorative illumination,power > 60 W	45	47	13	25
85392233	Other reflector lamp bulbs,for domestic lighting,power<=200W & voltage>100V	63	553	129	711
85392239	Other reflector lamp bulbs, power<=200W & voltage>100V	714	5 673	6 004	28 677
85392293	Oth filament lamp,excl ultra-violet/infra-red halogen,power<=200W&>100V,for domestic lighting	2	12	2	27
85392299	Oth filament lamp,excl ultra-violet/infra-red halogen,power<=200W&>100V	648	892	6 296	9 071
85392920	Oth filament lamp,excl ultra-violet/infra-red, use motorvehicles	13 269	76 488	161 365	869 520
85392930	Oth filament lamp,excl ultra-violet/infra-red, for otherreflector lamp bulbs	696	1 018	14 828	32 223
85392941	Flashlight bulbs:miniature indicator bulbs, rated up to 2.25V, suitable for medical equipment	22	308	1 102	21 817
85392949	Other flashlight bulbs:miniature indicator bulbs, rated up to 2.25V	-	3	-	182
85392960	Oth filament lamps,exc tungsten halogen,oth have capacity, <=200W and voltage <=100V	75	339	567	2 609
85392990	Oth filament lamps,exc tungsten halogen,oth have capacity, >300W	55	346	3 229	16 576
85393120	Straight tubes for oth fluorescent lamps,hot cathode, excl UV lamps	5	346	35	2 950
85393130	Compact fluorescent lamps with built-in ballasthot cathode, excl UV lamps	8	676	211	7 446
85393190	Oth fluorescent,hot cathode, discharge lamps, excl UV lamps	9 435	24 868	30 149	75 480
85393990	Other discharge lamps, other than UV lamps, cold cathode types	689	3 766	20 486	120 467
85394100	Arc lamps	5 599	37 938	3 191 415	17 806 439
85394900	Ultra-violet/infra-red lamps	1 367	18 651	50 346	363 051
85395000	Light-emitting diode (LED) lamps	5 309	68 681	61 008	1 036 628
85399010	Aluminium end cap for fluoesc lamp; aluminium screw caps for incandescent lamps	-	1	-	96
85399020	Parts of aluminium end for fluorescen lapmps; of kind used for motor vehicles	177	1 291	566	14 763
85399090	Oth parts of aluminium end for fluorescen lapmps; of kind used for motor vehicles	310	2 788	25 130	130 417
85401100	Color cathode-ray television picture tubes including video monitor cathode-ray tube	-	39	-	120
85401200	Monochrome cathode-ray television picture tubes including video monitor cathode-ray tube	-	1	-	25
85407900	Microvawe tubes, not magnetrons, excl grid-controlled tubes	18	41	5 993	17 978
85408100	Receiver/amplifier valves and tubes	-	90	-	24 273
85409990	Other parts of thermionic,cold cathode orphoto-cathode,valves and tubes	0	199	90	10 320
85411000	Diodes, other than photosensitive/light emitting diodes	6 793	23 741	1 261 115	4 025 052
85412100	Transistor oth than photosensitive with a dissipation rate of <1 W	3 187	11 784	46 469	146 519
85412900	Transistor oth than photosensitive with a dissipation rate of >=1 W	2 629	11 251	356 667	2 165 953

Tabel 3 : Ekspor Indonesia menurut Komoditi (Kode HS 8 digit)

Mei 2021

Kode H S	Uraian golongan barang	Berat bersih (Kg)		Nilai F.O.B. (U S \$)	
		Bulan ini	Kumulatif	Bulan ini	Kumulatif
(1)	(2)	(3)	(4)	(5)	(6)
85413000	Thyristors,diacs and triacs,other photosensitive devices	1	1	4	4
85414010	Light emitting diodes	10 738	40 871	3 359 770	15 926 757
85414021	Photovoltaic cells, not assembled	1	2	174	322
85414022	Photovoltaic cells, assembled in modules or made up into panels	156 576	712 938	788 798	3 854 226
85414029	Oth photocells, including photodiodes & phototransistors	-	10 526	-	5 279
85414090	Oth photosensitive semiconductor devices	47 075	336 990	1 892 343	9 649 618
85415000	Electrical apparatus; photosensitive semiconductor devices n.e.c. in heading no. 8541, incl. photovoltaic cells, whether / not assembled in modules or made up into panels	4 229	25 326	2 338 144	17 097 220
85416000	Mounted piezo-electric crystals	2 234	14 236	3 614 689	20 830 024
85419000	Parts of diodes,transistors & similar; photosensitive semiconductor devices	1 131	71 517	245 572	1 088 220
85423100	Processor & controller of electronics integrated circuits	35 638	216 809	6 144 177	36 814 691
85423200	Memories of electronic integrated circuits	1 297	11 766	2 258 664	6 708 834
85423300	Amplifiers of electronic integrated circuits	574	4 295	131 963	1 039 847
85423900	Electronic integrated circuits; n.e.c. in heading no. 8542	43 031	187 600	17 524 184	80 232 409
85429000	Parts of electronic integrated circuits	36 612	256 662	3 861 986	16 286 060
85431000	Particle accelerators of electrical machines and apparatus	-	1	-	129
85432000	Signal generators of electrical machines and apparatus	-	60	-	70
85433090	Oth machine and apparatus for electroplating,electrolysis or electrophoresis	5 465	7 507	4 588	43 368
85437010	Electric fence energisers	12	16	956	1 657
85437020	Remote control apparatus,oth radio remote control apparatus	379 510	1 958 459	11 837 645	60 078 535
85437030	Electrical machines with translation/dictionary functions	30	301	3 788	19 457
85437040	Equipment/machine for removal dust particle&curing material by UV light for mfg of printed circuit boards	40	1 054	6 437	22 808
85437090	Oth equipment/machine for removal dust particle&curing material by UV light for mfg of printed circuit boards	26 918	195 022	1 059 711	7 374 612
85439010	Parts of particle accelerators or signal generators	-	3	-	957
85439090	Parts of oth electrical machines and apparatus, having individual functions	46 316	197 524	9 477 269	43 470 782
85441120	Winding wire of copper, with an outer coating/covering of, paper, textile/poly(vinyl chloride)	1 256 157	7 790 118	9 955 317	56 832 259
85441130	Winding wire of copper, with an outer coating/covering of, lacquer	0	2 805	4	31 375
85441140	Winding wire of copper, with an outer coating/covering of, enamel	410 607	2 290 028	4 443 969	22 518 814
85441190	Winding wire of other than copper	50 854	97 667	343 642	1 081 450
85441900	Insulated electric conductors; winding wire, (of other than copper)	24 719	121 482	1 463 294	6 714 409
85442011	Co-axial cable&oth co-axial electric conductor, fitted with connector;<=66kV;insulated with rubber/plastic	8 164	60 442	927 117	5 263 979
85442019	Co-axial cable&oth co-axial electric conductor, fitted not with connector;<=66kV;insulated with rubber/plastic	89 615	541 206	1 331 622	6 194 718
85442021	Co-axial cable&oth co-axial electric conductor, not fitted with connector;<=66kV;insulated with rubber/plastic	1 005	4 191	35 917	119 856
85442029	Co-axial cable&oth co-axial electric conductor, not fitted not with connector;<=66kV;insulated with rubber/plastic	122 159	259 754	2 160 925	4 755 780
85442039	Co-axial cable&oth co-axial electric conductor, fitted not with connector;>66kV;insulated with rubber/plastic	73	435	2 515	19 557
85442049	Co-axial cable&oth co-axial electric conductor, not fitted not with connector;>66kV;insulated with rubber/plastic	73	3 378	145	14 975
85443012	Wiring harness for motor vehicle; for used vehicles of head 87.02,87.03,87.04/84.11;insulate with rubber/plastic	1 252 191	7 825 181	23 914 559	146 960 049
85443013	Wiring harness for motor vehicle; for used vehicles of exclhead 87.02,87.03,87.04/84.11;insulate with rubber/plastic	557 876	3 552 787	13 206 695	78 851 290
85443014	Wiring harness for motor vehicle; for used vehicles of head 87.02,87.03,87.04/84.11;not insulate with rubber/plastic	9	5 009	66	133 144
85443019	Wiring harness for motor vehicle; for used vehicles of exclhead 87.02,87.03,87.04/84.11;not insulate w rubber/plastic	1 092 863	8 724 508	24 315 667	186 972 394

Tabel 3 : Ekspor Indonesia menurut Komoditi (Kode HS 8 digit)

Mei 2021

Kode H S	Uraian golongan barang	Berat bersih (Kg)		Nilai F.O.B. (U S \$)	
		Bulan ini	Kumulatif	Bulan ini	Kumulatif
(1)	(2)	(3)	(4)	(5)	(6)
85443091	Ignition wiring sets,not wiring set,used in vehicle,aircraft/ship;insulate rubber/plastic	390	2 018	48 382	113 155
85443099	Ignition wiring sets,not wiring set,used in vehicle,aircraft/ship; no insulate rubber/plastic	5 770	14 593	452 225	1 440 920
85444211	Submarine telephone/telegraph/radio relay cablesfitted with connectors; voltage <= 80 V	-	129	-	13 251
85444213	Electric conductor with connectors for telecommunication used, voltage <=80V, insulated with rubber, plastic/paper	7 221	52 314	74 284	412 342
85444219	Electric conductor with connectors for telecommunication used, voltage<=80V, not insulated with rubber,plastic/paper	179 285	1 242 418	3 874 302	21 300 419
85444221	Telephone, telegraph, radio relay cable submarine,fitted with conector;80V<voltage<=1000V	13	31	26	2 259
85444223	Electric conductor with connectors for telecommunication used, 80V<voltage<=1.000V,inslited with rubber,plastic/paper	1 112	7 076	279 122	1 758 803
85444229	Electric conductor with connectors for telecommunication used 80V<volt<=1.000V,not inslited with rubber,plastic/paper	91 163	493 940	1 259 613	6 655 541
85444232	Battery cables,insulate with rubber/plasticfor vehicle 8702,8703,8704/8711, 80V<voltage<=1.000V	-	3	-	290
85444233	Battery cables,insulate with rubber/plastic for other thanvehicle 8702,8703,8704/8711, 80V<voltage<=1.000V	62	346	2 333	6 659
85444239	Battery cables,not insulate with rubber/plastic forother than vehicle 8702,8703,8704/8711, 80V<voltage<=1.000V	-	73	-	4 510
85444294	Other electric cables insulated with plastic,having a core diameter <=5 mm	2 262	25 600	26 327	217 631
85444295	Other electric cables insulated with plastic,having a core diameter >5 mm and <=19.5 mm	1 550	5 640	39 583	200 708
85444296	Other electric cables insulated with plastic, diameter> 19.5 mm	9 338	57 614	36 476	190 312
85444297	Other electric cables insulated with paper/rubber	177 276	1 121 629	2 566 146	14 379 004
85444298	Flat data cables having two lines or more	-	5	-	317
85444299	Other electric cables other than insulated with plastics, paper/rubber, diameter> 5 mm	187 844	1 091 027	5 671 033	29 189 785
85444911	Submarine telephone/telegraph/radio relay cablesnot fitted with connectors; voltage <= 80 V	-	2	-	5
85444913	Oth electric conductor, not fitted connector,insulated withrubber,paper/plastic for used telcomnication, voltage <=80V	108	211	1 351	14 286
85444919	Oth electric conductor, not fitted connector,not insulated for used telecommunication, voltage <=80V	1 433	3 220	39 948	139 524
85444921	Shielded wire for manufactur of auto-wiring harnesses, not for telecommunication, <=80 v	252	36 435	5 460	765 045
85444922	Electrical cables insulated with plastic diameter<=19.5 mm,not use for telecommunicationt, voltage <=80V	6 257	289 201	128 895	4 890 072
85444924	Electrical cables insulated with plastic diameter<=19.5 mm,for oth, insulated with rubber,plastic/paper	-	12 881	-	71 161
85444929	Electrical cables insulated with plastic diameter>19.5 mm,not use for telecommunicationt, voltage <=80V	9 438	34 709	131 097	408 948
85444932	Oth electric conductor, not fitted connector,insulated withplastic for used telcomnication, 80V< voltage <= 1.000V	-	48	-	1 257
85444939	Oth electric conductor, not fitted connector,insulated withoth material for used telecommunication, 80V< voltage <=1kV	1 549 922	8 184 403	13 207 715	63 381 102
85444941	Cable insulated with plastics, not fitted connectorfor not used telcomnication, 80V< voltage <= 1.000V	82 484	224 043	813 859	1 992 382
85444942	Oth electric conductor, not fitted connector,insulated withrubber, paper/plastics for not used telec, 80V<volt <=1000V	34 294	126 078	260 063	859 311
85444949	Oth electric conductor, not fitted connector,insulated withoth material oth than telecommunication, 80V< voltage <=1kV	105 637	1 010 383	817 962	5 781 006
85446012	Oth electric conductors, insulated with rubber, plastics/paper, 1 kV<voltage<=36 kV	3 768	3 768	42 112	42 112
85446019	Oth electric conductors, not insulated, 1 kV<voltage<=36 kV	135 547	1 510 834	938 715	7 211 879
85446029	Oth electric conductors,not insulated,36 kV<voltage<=66 kV	-	6	-	1 130

Tabel 3 : Ekspor Indonesia menurut Komoditi (Kode HS 8 digit)

Mei 2021

Kode H S	Uraian golongan barang	Berat bersih (Kg)		Nilai F.O.B. (U S \$)	
		Bulan ini	Kumulatif	Bulan ini	Kumulatif
(1)	(2)	(3)	(4)	(5)	(6)
85446039	Oth electric conductors, not insulated, voltage >66 kV	127	277	10	4 713
85447010	Optical fibre cable of telephone, telegraph, radio relay cables, submarine	-	20 050	-	83 487
85447090	Other optical fibre cables	33 711	70 194	500 758	1 436 261
85451100	Electroda of graphite/oth carbon, used for furnaces	-	59 724	-	149 192
85451900	Electroda of graphite/oth carbon, used not for furnaces	207 672	1 074 601	295 495	1 621 470
85452000	Carbon brushes of graphite/oth carbon, for electrical purposed	21	156	650	6 966
85459000	Lamp carbons, battery carbons & oth article of graphite/oth carbon, with or w/o metal for electrical purposes	4	40 136	50	572 082
85461000	Electrical insulators of glass	-	4 343	-	45 108
85462010	Transformer bushing& circuit breaker insulators, of ceramics	-	6	-	1 117
85462090	Electrical insulators of any material other than glass and ceramics	2 529	13 365	4 308	22 309
85469000	Electrical insulators; other than of glass and ceramics	730	70 408	20 670	682 452
85471000	Insulating fitting for electrical mchines, appliances/equipment; of ceramics	40	50	360	498
85472000	Insulating fitting for electrical mchines, appliances/equipment; of plastic	3 787	64 476	70 620	1 090 541
85479090	Other insulating fittings for electrical mchines, appliances/equipment, being fitting wholly of insulating material apart	97	19 117	6 224	264 428
85481019	Lead acid scrap storage batteries, drained/undrained, of 6V and 12V electric accumulators of height >=23cm	-	10	-	24
85481020	Waste & scrap contain mainly iron of primary cells/primary batteries and electric accumulators	-	2	-	180 701
85481091	Waste & scrap of primary cells, primary batteries&electric accumulators of oth primary cells and primary batteries	78	442	40	375
85481099	waste and scrap containing other primary cells, primary batteries, and electric accumulator of used in aircraft	5 331	42 918	1 391	73 508
85489010	Image sensors contact type copmrising a photo-conductive sensor element, an electric charge storage cendenser,	-	85	-	38 471
85489020	Printed circuit assemblies including such assemblies for external connections	51 980	260 222	1 009 165	4 660 066
85489090	other waste and scrap of other primary cells, primary batteries, and electric accumulator of used in aircraft	24 980	104 049	11 547	95 514
86050000	Railway/tramway passenger coach&oth special purpose railwayor tramway coaches not self-propelled	-	10	-	24
86071900	Axles and wheels, and parts thereof	268 077	2 950 979	405 300	4 662 233
86072100	Air brakes and parts thereof	-	20	-	50
86072900	Brakes and parts thereof other than air brakes	0	0	92	92
86073000	Hooks & oth coupling devices, buffers, and parts thereof	-	69	-	79
86079900	Railway or tramway rolling stock; parts n.e.c. in heading no. 8607	18 039	80 762	359 307	1 605 975
86080020	Electro-mechanic equip of railway/tramway track fixtures, fiiting, mechanic signaling, safety/traffic control equipment	-	110	-	5 197
86080090	non electro-mechc equip of railway/tramway track fixtures, fiiting, mechanic signaling, safety/traffic control equipment	-	9	-	6 642
86090010	Containers of metal, designed&equipped for carriage by one/more modes of transport	456 502	2 860 182	302 759	1 744 003
86090090	Containers of oth material, designed&equipped for carriage by one/more modes of transport	271 429	411 742	257 458	1 466 414
87011011	Single axle tractor of power <=22.5kW, whether or not electricity for agricultural use	450	53 330	2 500	319 342
87011091	Single axle tractor of power >22.5kW, whether or not electricity for agricultural use	1 050	1 150	3 000	3 500
87011099	Single axle tractor of power >22.5kW, whether or not electricity for other than agricultural use	-	85	-	35
87012099	Road tractors for semi-trailers, used goods, not ckd	7	25 366	812	122 666
87019110	Agriculture tractors of engine power <=18kW	17 410	32 033	82 068	150 757
87019190	Other tractors of engine power <=18kW	-	16	-	40

Tabel 3 : Ekspor Indonesia menurut Komoditi (Kode HS 8 digit)

Mei 2021

Kode H S	Uraian golongan barang	Berat bersih (Kg)		Nilai F.O.B. (U S \$)	
		Bulan ini	Kumulatif	Bulan ini	Kumulatif
(1)	(2)	(3)	(4)	(5)	(6)
87019210	Agriculture tractors of engine 18kW>power<=37kW	629 800	4 409 524	6 236 249	43 893 571
87019310	Agriculture tractors of engine 37kW>power<=75kW	161 523	591 309	1 625 691	5 848 280
87019510	Agriculture tractors of engine power > 130kW	400	10 075	2 050	50 902
87021042	Motor coach,bus/minibus,for transport>=10 person, g.v.w.> 24 t, diesel/semi-diesel, ckd	-	129 600	-	973 120
87021049	Motor coach,bus/minibus,for transport>=10 person, g.v.w.> 18 t but <=24 t,diesel/semi-diesel, ckd	-	2 860	-	13 852
87021050	Other motor vehicles for the transport >= 10 persondiesel/semi-diesel, ckd	-	7 425	-	25 000
87021060	Motor cars(incl stretch limousine)for transport>=10 person,diesel/semi-diesel, ckd	199 440	598 320	2 845 351	8 524 523
87021089	Other motor coach,bus/minibus,for transport >=10 person,g.v.w.> 18 t but <=24 t,diesel/semi-diesel, not ckd	-	1 300	-	102 500
87031090	Oth than, Golf cars vhcl specially designe transport of persons	-	27 200	-	118 289
87032130	Vans, gasoline of cilynder <1000cc, CKD	-	61 200	-	199 809
87032159	Oth motor car(Station Wagon&sport cars) of Not 4WDgasoline of cilynder <1000cc, Not CKD	2 015 900	16 266 460	12 854 384	110 988 948
87032190	Vans, gasoline of cilynder <1000cc, Not CKD	318 000	1 330 308	1 757 628	7 343 715
87032217	sedan, gasoline of a cylinder 1,000 < cc <= 1,500, CKD	-	4 200	-	16 200
87032229	Other motor car (Station Wagon&sport cars) Not of 4WDgasoline of a cylinder 1,000 < cc <= 1,500, CKD	557 742	4 185 336	4 211 978	30 017 539
87032247	sedan, gasoline of a cylinder 1,000 < cc <= 1,500, Not CKD	-	45 310	-	435 485
87032259	Oth motor car (Station Wagon&sport cars) of Not 4WDgasoline of a cylinder 1,000 < cc <= 1,500, Not CKD	7 644 310	78 017 847	64 234 879	668 263 694
87032290	Vans, gasoline of a cylinder 1,000 < cc <= 1,500, Not CKD	1 081 031	6 633 951	10 334 378	64 678 450
87032321	sedan, gasoline of a cylinder 1,500 < cc <= 1,800, CKD	2 650	7 320	8 900	33 290
87032333	Other motor cars (Station Wagon&sport cars) of 4WDgasoline of a cylinder 2,000 < cc <= 2,500, CKD	-	3 000	-	9 924
87032342	Vans, gasoline of a cylinder >2000cc, of Not 4WD, CKD	-	2 710	-	167 400
87032361	Other motor cars Station (Wagon&sport cars) of 4WD gasoline of a cylinder 1,500 < cc <= 1,800, Not CKD	-	3 400	-	27 160
87032365	Oth motor car(Station Wagon&sport cars) of Not 4WDgasoline of a cylinder 1,500 < cc <= 1,800, Not CKD	6 677 845	24 120 870	55 239 287	201 472 392
87032367	Oth motor car(Station Wagon&sport cars) of Not 4WDgasoline of a cylinder 2,000 < cc <= 2,500, Not CKD	178 455	2 134 155	1 753 482	20 462 653
87032368	Oth motor car(Station Wagon&sport cars) of Not 4WDgasoline of a cylinder >2,500cc, Not CKD	3 757 025	23 247 430	42 067 405	267 585 733
87032373	Vans, of 4WDgasoline of a cylinder 2,000 < cc <= 2,500, Not CKD	-	2 700	-	3 000
87032449	Sedan, gasoline of a cylinder >3000cc, of Not 4WD, Not CKD	-	1 930	-	146 944
87032459	Oth motor car(Station Wagon&sport cars) of Not 4WDgasoline of a cylinder >3000cc, Not CKD	1 950	1 950	10 000	10 000
87033117	Sedan, diesel of cylinder <1500cc, CKD	960	960	7 000	7 000
87033129	Other motor cars (Station Wagon&sport cars) of Not 4WDDiesel of cylinder <1500cc, CKD	-	910	-	2 411
87033273	Other motor cars (Station Wagon&sport cars) of 4WDDiesel of cylinder > 2,000, Not CKD	-	5 690	-	85 532
87033332	Other motor cars (Station Wagon&sport cars) of 4WDDiesel of cylinder > 3,000cc, CKD	11 430	11 430	54 000	54 000
87033371	Other motor cars (Station Wagon&sport cars) of 4WDDiesel of cylinder 2,500 < cc <= 3,000, Not CKD	-	2 350	-	29 789
87034047	Hearses gasoline hybrid-eng can't be charged, cylinder capacity > 3,000cc, Not CKD	-	90 000	-	189 900
87034065	Sedan gasoline hybrid-eng can't be charged, 2,000cc<cylinder capacity<=2,500cc,Not CKD	-	7 500	-	29 725
87035096	Vans of 4WD diesel hybrid-eng can't be charge,2,500<cc<=3,000, Not CKD	-	11 969	-	21 153
87036023	Oth motor cars (Station Wagon&sport car) of 4WD hybrid-eng can be charged,1,500<cc<=1,800, CKD	2 500	2 500	15 133	15 133
87038099	Other electric vehicles designed for person, not CKD	1 670	1 670	19 362	19 362
87039098	Other motor vehicles designed for person incl sta wagon & sports cars, but not vans, not CKD	-	1 240	-	11 000
87039099	Other other motor vehicles designed for person, not CKD	-	1	-	4

Tabel 3 : Ekspor Indonesia menurut Komoditi (Kode HS 8 digit)

Mei 2021

Kode H S	Uraian golongan barang	Berat bersih (Kg)		Nilai F.O.B. (U S \$)	
		Bulan ini	Kumulatif	Bulan ini	Kumulatif
(1)	(2)	(3)	(4)	(5)	(6)
87041013	Motor vehicles for transport of good design for off-highway use with g.v.w. < 5 t, CKD	2 550	108 550	9 000	591 221
87041014	Motor vehicles for transport of good design for off-highway use with 5 t < g.v.w. < 10 t, CKD	-	21 100	-	82 305
87041018	Motor vehicles for transport of good design for off-highway use with g.v.w. > 45 t, CKD	93 840	155 910	126 000	209 000
87041031	Motor vehicles for transport of good design for off-highway use with g.v.w. < 5 t, not CKD	3 950	64 160	23 319	335 005
87041032	Motor vehicles for transport of good design for off-highway use with 5 t < g.v.w. < 10 t, not CKD	-	18 500	-	134 909
87041035	Motor vehicles for transport of good design for off-highway use with 24 t < g.v.w. < 38 t, not CKD	202 698	304 698	879 006	1 284 006
87041037	Motor vehicles for transport of good design for off-highway use with g.v.w. > 45 t, not CKD	-	1 048 045	-	9 743 773
87042111	Motor vehicles for transport of good, diesel, g.v.w. <= 5 t Refrigerated lorries (trucks), CKD	-	4 016	-	9 230
87042119	Motor vehicles for transport of good, diesel, g.v.w. <= 5 t other refrigerated lorries (trucks), CKD	88 800	416 300	500 230	2 460 540
87042129	Motor vehicles for transport of good, diesel, g.v.w. <= 5 t other lorries (trucks), not CKD	4 300	2 030 881	22 400	15 878 007
87042229	Motor vehicles for transport of good, diesel, 5 t < g.v.w. <= 6 t other lorries (trucks), not CKD	1 270 607	3 813 867	4 725 387	11 044 717
87042251	Oth Motor vehicles for transport of good, diesel with 6 t < g.v.w. <= 10 t not CKD	252 500	2 043 340	2 527 270	15 755 160
87042259	Oth Motor vehicles for transport of good, diesel other g.v.w., not CKD	12 840	78 940	85 400	411 950
87042359	Motor vhl for transport of good, diesel, 24 t < g.v.w. <= 45 t other refrigerated lorries (trucks), CKD	-	8 000	-	87 000
87042369	Motor vhl for transport of good, diesel, 24 t < g.v.w. <= 45 t other lorries (trucks), not CKD	-	6 940	-	45 100
87043123	Motor vhl for transport of goods, gasolin, g.v.w. <= 5 t tanker vehicles; bulk-cement lorries (trucks), not CKD	1	1	1	1
87043129	Motor vhl for transport of goods, gasolin, g.v.w. <= 5 t other lorries (trucks), not CKD	534 560	3 649 077	4 796 008	33 574 434
87049091	Oth motor vhl for the transport of goods with g.v.w. <= 5 t, not CKD	39 177	138 667	247 578	899 595
87049092	Oth motor vhl for the transport of goods with 5 t < g.v.w. <= 10 t, not CKD	-	1 873	-	3 046
87051000	Special purpose motor vhl, not design for person & good crane lorries	1	114 420	21	694 030
87052000	Special purpose motor vhl, not design for person & good mobile drilling derricks	-	90	-	725
87059050	Oth special purpose motor vhl, not design for person & good Street cleaning vhl, cesspool emptiers, mobile clinics	3 810	7 620	18 000	39 597
87059090	Oth special purpose motor vhl, not design for person & good other special vhl	-	107 482	-	540 267
87060022	Chassis fitted with engines for vhl of heading 8702 other, for vehicles with g.v.w. <= 24 t	337 338	831 026	2 597 635	6 437 885
87060033	Chassis fitted with engines for vhl of heading 8703 for motor car (incl stat wagon & sport car, but not incl van)	-	5 600	-	13 800
87071090	Bodies (incl cabs), for the motor vhl of heading 8703 for other vhl	113 075	283 039	1 160 467	2 916 677
87079021	Bodies (incl cabs), for oth the motor vhl of heading 8702 for motor car (incl stretch limo but not incl coach, bus/van)	-	3 427	-	10 523
87079040	Bodies (incl cabs), for oth the motor vhl of heading 8704 driver's cabin for dumpers designed for off-highway use	-	80	-	284
87079090	Bodies (incl cabs), for oth the motor vhl of heading 8704 oth driver's cabin for dumpers designed for off-highway use	751 192	2 273 198	4 456 161	14 180 429
87081010	Bumper/parts and acc motor vhl of heading 8701 to 8705 for vehicles of heading 8701	-	894	-	5 160
87081090	Bumper/parts and acc motor vhl of heading 8701 to 8705 for other vehicles of heading 8701	433 331	3 280 170	1 089 467	8 493 501

Tabel 3 : Ekspor Indonesia menurut Komoditi (Kode HS 8 digit)

Mei 2021

Kode H S	Uraian golongan barang	Berat bersih (Kg)		Nilai F.O.B. (U S \$)	
		Bulan ini	Kumulatif	Bulan ini	Kumulatif
(1)	(2)	(3)	(4)	(5)	(6)
87082100	Safety seat belts motor vhcl of heading 8701 to 8705	20 604	153 747	224 182	1 690 582
87082911	Components of door trim assemblies for vehicles of heading 8701	15 854	75 212	104 971	925 232
87082915	Components of door trim assemblies, door armrests for vehicles of heading 8703	28 817	180 007	401 236	2 113 049
87082916	Components of door trim assemblies, for other vehicles of heading 8701	167 869	1 448 713	1 311 910	11 446 805
87082917	Components of door trim assemblies, for vehicles of subheading 8704.10	-	5	-	5
87082918	Components of door trim assemblies, for vhcl of heading 8702 or oth vhcl of heading 8704	7 685	46 723	20 804	115 520
87082919	Components of door trim assemblies, for other vhcl of heading 87.02 or oth vhcl of heading 8704	4 132	52 136	98 121	553 153
87082920	Parts of safety seat belts	5 094	68 180	25 172	481 787
87082992	Other parts of safety seat beltsfor vehicles of heading 8701	490	3 891	1 967	15 595
87082993	Interior trim fittings, mudguardsfor vehicles of heading 8703	121 747	944 763	975 210	6 971 062
87082994	Hood rods for vehicles of heading 8703	347	2 734	1 803	14 855
87082995	Other interior trim fittings, mudguardsfor vehicles of heading 8703	1 018 244	6 947 903	5 778 556	39 055 474
87082996	Interior trim fittings; mudguardsfor vehicles of heading 8702 or 8704	1 593	7 377	12 504	59 325
87082997	Hood rods for vehicles of heading 8702 or 8704	-	255	-	1 233
87082998	Other interior trim fittings, mudguardsfor vehicles of heading 8702 or 8704	14 918	79 498	104 292	611 803
87082999	Other interior trim fittings, mudguards	899 876	6 800 552	3 405 130	21 892 059
87083010	Brakes and servo-brakes; parts thereof for vehicles of heading 8701	353	1 909	5 821	21 674
87083021	Brake drums, brake discs or brake pipes for vehicles of heading 8703	308 230	3 717 414	1 230 476	15 375 054
87083029	Other brake drums, brake discs or brake pipes for vehicles of heading 8703	31 745	326 981	442 338	3 906 488
87083030	Brake drums, brake discs or brake pipes for vehicles of heading 8702 or 8704	17 560	62 557	119 908	290 789
87083090	Other brake drums, brake discs or brake pipes for vehicles of heading 8702 or 8704	227 369	1 203 460	458 563	2 538 830
87084011	Gear boxes, unassembled for vehicles of heading 8703	120 039	1 369 899	1 484 379	10 865 672
87084013	Gear boxes, unassembled for vehicles of heading 8704 or 8705	-	85	-	1 117
87084019	Other gear boxes, unassembled	3 272	18 536	57 215	349 325
87084025	Gear boxes, assembled for vehicles of heading 8701	9 072	28 512	176 888	564 698
87084026	Gear boxes, assembled for vehicles of heading 8703	877 772	8 900 205	16 004 068	169 709 302
87084027	Gear boxes, assembled for vehicles of heading 87.04 or 87.05	66 127	463 144	1 273 111	8 853 865
87084029	Other gear boxes, assembled	5 430	17 264	26 176	33 802
87084091	Parts for vehicles of heading 8701	2 060	45 999	3 154	224 614
87084092	Parts for vehicles of heading 8703	105 968	950 719	496 940	4 077 745
87084099	Other parts	178 273	1 120 193	1 120 107	7 110 256
87085011	Drive axl with differential, w/ or w/o transmission compunassembled for vhcl of heading 8703	29 175	294 111	116 025	1 947 039
87085013	Drive axl with differential, w/ or w/o transmission compunassembled for vhcl of heading 8704 or 8705	10	1 600	3	1 585
87085019	Drive axl with differential, w/ or w/o transmission compother unassembled	70	1 880	105	8 210
87085025	Drive axl with differential, w/ or w/o transmission compansambled for vehicles of heading 8701	1	19	6	2 240
87085026	Drive axl with differential, w/ or w/o transmission compansambled for vehicles of heading 8703	728 924	5 458 024	9 680 972	79 808 182
87085027	Drive axl with differential, w/ or w/o transmission compansambled for vehicles of heading 8704 or 8705	400	3 050	25	11 275
87085029	Drive axl with differential, w/ or w/o transmission compother ansambled	410 454	2 397 034	2 588 943	15 165 143
87085092	Other crown wheels and pinionspart for vhcl of heading 8702	2 109	31 966	3 650	57 665
87085094	Crown wheels and pinions part for vehicles of heading 8703	-	0	-	2

Tabel 3 : Ekspor Indonesia menurut Komoditi (Kode HS 8 digit)

Mei 2021

Kode H S	Uraian golongan barang	Berat bersih (Kg)		Nilai F.O.B. (U S \$)	
		Bulan ini	Kumulatif	Bulan ini	Kumulatif
(1)	(2)	(3)	(4)	(5)	(6)
87085095	Other crown wheels and pinions part for vehicles of heading 8703	4 344	51 473	27 944	192 924
87085096	Crown wheels and pinions part for other vehicles	-	265	-	5 802
87085099	Other crown wheels and pinions part for other vehicles	32 093	207 779	178 953	1 165 058
87087015	Hub-caps for vehicles of heading 8701	-	115	-	65
87087016	Hub-caps for vehicles of heading 8703	111	15 951	710	102 967
87087018	Hub-caps for other vehicles of heading 8702 or 8704	119	180	100	115
87087019	Other Hub-capsfor other vehicles of heading 8702 or 8704	220 537	1 435 872	1 124 740	7 249 025
87087021	Wheels fitted with tyres for vehicles of heading 8701	-	9 000	-	16 200
87087022	Wheels fitted with tyres for vehicles of heading 8703	-	820	-	7 400
87087029	Other wheels fitted with tyres	60	255	140	920
87087031	Wheels not fitted with tyres for vhcl of heading 8701	11 758	61 456	40 194	207 041
87087032	Wheels not fitted with tyres for vhcl of heading 8703	2 931 640	19 543 847	13 439 972	86 790 622
87087034	Wheels not fitted with tyres for vhcl of heading 8702 / oth vhcl of heading 8704	16 573	164 833	29 637	316 245
87087039	Other wheels not fitted with tyres	1 864	2 901	75 747	111 709
87087096	Other road wheels and parts and accessories thereof for vehicles of heading 87.02 or 87.04	8 773	100 800	59 877	302 238
87087097	Other road wheels and parts and accessories thereof for vhcl of heading 8701	480	7 802	5 585	43 296
87087099	Other road wheels and parts and accessories thereof for vhcl of other heading	29 768	286 392	97 467	1 037 783
87088015	Suspension systems (including shock-absorbers)for vhcl of heading 8701	523	4 537	2 749	20 386
87088016	Suspension systems (including shock-absorbers)for vhcl of heading 8703	118 243	558 333	885 210	4 137 823
87088017	Suspension systems (including shock-absorbers)for vehicles of subheading 8704.10 or heading 87.05	12	14 252	10	168 087
87088019	Other suspension systems (including shock-absorbers)	201 515	1 704 982	502 960	4 152 538
87088091	Part of suspension systems (including shock-absorbers)for vhcl of heading 8701	-	7	-	383
87088092	Part of suspension systems (including shock-absorbers)for vhcl of heading 8703	70 738	524 888	311 734	2 254 133
87088099	Part of suspension systems (including shock-absorbers)for vhcl of other heading	69 582	390 157	197 088	1 321 555
87089115	Radiators for vhcl of heading 8701	-	450	-	17 012
87089116	Radiators for vhcl of heading 8703	262 448	1 344 992	2 837 174	14 463 954
87089117	Radiators for vhcl of heading 8702 or 8704for vhcl of subheading 8704.10	79	486	2 112	14 077
87089118	Other radiators for vhcl of heading 8702 or 8705for vhcl of subheading 8704.10	2 189	10 255	35 106	206 568
87089119	Other radiators for vhcl of heading 8702 or 8705	7 655	47 891	76 724	508 611
87089191	Part of radiators for vehicles of heading 8701	-	94	-	2 144
87089193	Part of radiators drain plugs, for vehicles of heading 8703	19	318	60	2 855
87089194	Part of radiators for vhcl of heading 8702/8704drain plugs (excluding subheading 8704.10)	-	6	-	12
87089195	Other part of radiators for vehicles of heading 8703	2 830	16 501	18 055	118 688
87089199	Other part of radiators	273 955	1 995 336	3 331 240	25 907 936
87089210	Silencers (mufflers) and exhaust pipes, parts thereof for vehicles of heading 87.01	-	50	-	146
87089220	Silencers (mufflers) and exhaust pipes, parts thereof for vehicles of heading 87.03	19 351	111 425	559 470	3 283 725
87089251	Silencers (mufflers) and exhaust pipesfor vehicles of subheading 8704.10 :	640	1 054	2 996	14 304
87089252	Part of silencers (mufflers) and exhaust pipesfor vehicles of subheading 8704.10 :	-	433	-	18 354
87089261	Silencers (mufflers) and exhaust pipesfor vhcl of heading 87.02 or other vhcl of heading 8704	-	30	-	433
87089262	Part of silencers (mufflers) and exhaust pipesfor vhcl of heading 87.02 or other vhcl of heading 8705	6 931	41 962	102 419	548 258
87089290	Other part of silencers (mufflers) and exhaust pipes	25 932	166 453	477 003	2 695 201
87089350	Clutches and parts thereof for vehicles of heading 87.01	1 955	22 827	5 400	76 419

Tabel 3 : Ekspor Indonesia menurut Komoditi (Kode HS 8 digit)

Mei 2021

Kode H S	Uraian golongan barang	Berat bersih (Kg)		Nilai F.O.B. (U S \$)	
		Bulan ini	Kumulatif	Bulan ini	Kumulatif
(1)	(2)	(3)	(4)	(5)	(6)
87089360	Clutches and parts thereof for vehicles of heading 8703	486 291	2 990 053	4 239 187	24 521 465
87089370	Clutches and parts thereof for vehicles of heading 8704 or 8705	166 524	790 053	1 000 580	4 895 194
87089390	Other clutches and parts thereof	146 147	730 512	1 275 343	7 302 838
87089411	Steering wheels, steering columns & boxes, parts thereof for vehicles of heading 8701	701	4 061	18 955	127 274
87089419	Oth steering wheel, steering columns & boxes, part thereof	-	2 230	-	2 881
87089494	Other steering wheels with airbag assemblies for vehicles of heading 8701	-	307	-	5 009
87089495	Other steering wheels with airbag assemblies for vehicles of heading 8703	226 456	1 182 527	2 526 746	13 475 513
87089499	Other steering wheels with airbag assemblies	76 739	421 606	699 878	6 713 846
87089510	Safety airbags with inflater system	7 778	52 025	122 407	787 169
87089590	Part of safety airbags with inflater system	29 853	152 364	701 354	3 366 165
87089911	Unassembled fuel tanks; engine brackets, part & accessories of motor vhcl for vhcl heading 87.01	61 491	463 261	248 466	1 943 647
87089919	Other unassembled fuel tanks; engine brackets, part & accessories of motor vhcl for vhcl heading 87.01	7 168	25 636	55 239	317 386
87089921	Fuel tanks for vehicles of heading 87.02, 87.03 or 87.04 :	1 993	12 323	19 043	131 151
87089924	Lower half of the fuel tank; fuel caps; filler pipes, filler hose assembly for vhcl of heading 8702, 8703/8704	1 455	7 821	35 776	201 358
87089925	Other parts of fuel tanks	8 418	49 862	130 282	732 792
87089930	Accelerator, brake or clutch pedals	7 029	71 006	78 764	783 629
87089940	Battery carriers or trays and brackets therefor	3 318	14 926	9 230	50 931
87089950	Radiator shrouds	-	478	-	22 266
87089961	Chassis frames or parts thereof :for vehicles of heading 87.02	-	1 521	-	21 680
87089962	Chassis frames or parts thereof :for vehicles of heading 87.03	84 946	733 657	257 563	2 387 606
87089963	Chassis frames or parts thereof :for vehicles of heading 87.04	27 436	160 314	70 325	414 723
87089970	Engine brackets	40 365	796 104	247 729	4 887 356
87089980	Other chassis frames or parts thereof :	1 427 404	10 909 159	10 579 438	79 739 996
87089991	Unassembled fuel tanks; engine bracketsfor vehicles of other than heading 87.03	5 503	25 421	87 477	457 724
87089999	Other unassembled fuel tanks; engine bracketsfor vehicles of other than heading 87.03	1 959 528	12 825 031	14 966 480	92 407 758
87091900	Vehicles; self-propelled, used for short distance transport of goods in factories/airports & such, & tractors of the type used on railway station platforms	94 500	340 600	8 048	597 375
87099000	Part of electrical works trucks, self propelled, not fittedw/ lifting equipment, of type used in factories, warehouses	547	54 521	6 470	299 590
87100000	Tanks and other armoured fighting vehicles, motorised,whether or not fitted w/ weapons, and parts of such vhcl	-	48	-	53 355
87111015	Other gasoline motorcycles and motor scootersCKD	-	24 715	-	318 803
87111019	Other gasoline motorcycles CKD	3 301	12 638	17 470	67 271
87111095	Other gasoline motorcycles and motor scooters not CKD	565	128 957	6 203	624 159
87111099	Other gasoline motorcycles not CKD	896	3 469	6 902	47 288
87112011	Gasoline motocross motorcycles with 50 < cc 250CKD	32 069	164 594	569 840	2 840 933
87112012	Gasoline moped & motorised bicycles with 50 < cc 250CKD	882 696	4 417 491	8 907 058	43 501 972
87112014	Other motorcycles (with or without side-cars) incl scooterswith 150 < cc < 200, CKD	52 877	493 059	696 714	7 078 901
87112015	Other motorcycles (with or without side-cars) incl scooterswith 200 < cc < 250, CKD	182	15 593	6 900	314 537
87112016	Other motorcycles (with or without side-cars) incl scooterswith other cc	579 828	3 529 962	3 040 059	19 269 692
87112019	Other motorcycles, CKD	720 063	5 334 589	9 401 426	69 466 399
87112091	Motocross motorcyclesnot CKD	177 044	1 026 582	2 697 781	17 464 903
87112092	Mopeds and motorised bicycles not CKD	77 539	538 284	1 828 130	14 257 382
87112094	Other motorcycles (w/ or without side-cars) incl scooters with 150 < cc < 200, not CKD	1 197 643	15 808 352	15 106 045	173 217 713
87112095	Other motorcycles (w/ or without side-cars) incl scooters with 200 < cc < 250, not CKD	123 529	886 236	2 182 246	16 731 253
87112096	Other motorcycles (w/ or without side-cars) incl scooters with other cc, not CKD	3 554 491	25 068 140	41 386 992	282 159 325

Tabel 3 : Ekspor Indonesia menurut Komoditi (Kode HS 8 digit)

Mei 2021

Kode H S	Uraian golongan barang	Berat bersih (Kg)		Nilai F.O.B. (U S \$)	
		Bulan ini	Kumulatif	Bulan ini	Kumulatif
(1)	(2)	(3)	(4)	(5)	(6)
87112099	Other motorcycles not CKD	29 930	278 780	367 770	3 339 187
87113090	Other motocross motorcycles, not CKD	861 263	3 624 667	11 310 027	48 479 848
87114090	Other gasoline motocross motorcycles, not CKDwith 500 < cc < 800	-	52	-	1 234
87115090	Gasoline motocross motorcycles, CKDwith cc > 800	751	751	13 009	13 009
87116011	Bicycles, CKD, with electric motor for propulsion	40	481	28	2 867
87116013	Other motorcycles with electric motor for propulsion, CKD	-	280	-	2 871
87116019	Other cycles with electric motor for propulsion, CKD	420	1 858	7 896	33 308
87116091	Bicycles with electric motor for propulsion, not CKD	-	34	-	57
87116093	Other motorcycles with electric motor for propulsion,not CKD	-	2 348	-	30 801
87119040	Side-cars	50	170	1 000	2 600
87119060	Other motorcycles with/without side cars, CKD	165 000	391 500	371 910	912 355
87119090	Other motorcycles with/without side cars, not CKD	-	12 405	-	192 002
87120010	Racing bicycles not motorised.	39 018	191 245	836 791	3 999 874
87120020	Bicycles designed to be ridden by children not motorised.	2 499	83 472	40 800	967 962
87120030	Other bicycles not motorised.	821 626	5 014 900	14 982 297	81 679 483
87120090	Other cycles (incl delivery tricycles), not motorised.	736	18 419	7 621	342 043
87139000	Carriages for disabled persons, with mechanically propelled	7 019	22 953	37 950	114 106
87141010	Saddles of motorcycles (incl mopeds)	959	2 151	6 222	12 364
87141020	Spokes & nipples of motorcycles (incl mopeds)	20	418	25	443
87141030	Frame& fork incl telescopic fork,rear suspens&part thereof of motorcycles (incl mopeds)	192 209	1 168 777	1 165 973	7 361 745
87141040	Gearing,gearbox,clutch&oth transmission equipment & part thereof of motorcycles (incl mopeds)	82 754	655 611	1 107 699	7 615 373
87141050	Wheel rims of motorcycles (including mopeds) :	71 718	663 086	379 057	3 703 964
87141060	Brakes and parts thereof of motorcycles (incl mopeds)	218 930	1 349 095	2 808 515	15 780 701
87141070	Silencer (muffler) & parts thereof of motorcycl(incl moped)	9 638	201 811	75 134	1 774 543
87141090	Other of motorcycles (including mopeds)	3 669 733	31 491 642	41 814 695	346 424 150
87142011	Castor wheel of carr for disabled person of a dia/incl.tyre>=75 mm but<=100 mm, the width wheel/ tyre fitted is>=30 mm	-	110	-	200
87142019	Castor wheel of carr for disabled person of a dia/incl.tyreOth.>=100mm but<=250mm the width wheel/ tyre fitted is>=30mm	45 856	419 414	565 115	5 282 633
87142090	Other Castor wheel of carriages for disabled person	561	824	3 087	8 582
87149110	Frames and forks, and parts thereof for bicycle of bicycles desined to be ridden by children	-	2 453	-	16 907
87149191	Parts for other forks for bicycles desined to be riddenby children	1	1	39	39
87149199	Other parts for other forks for bicycles desined to be by children	1 319	38 018	66 492	556 155
87149210	Wheel rims and spokes for bicycle desined to be by children	10	136	24	1 512
87149290	Oth. wheel rims and spokes for bicycle of heading 8712.00.20	3 084	100 201	15 517	694 080
87149310	Hubs-oth than coaster braking hubs&hub brakes, & free-wheelsprocket-wheels for bicycles desined to be by children	18	45	1 512	1 732
87149390	Other hubs-oth than coaster braking hubs&hub brake, & free-wheel sprocket-wheels for bicycles desined to be by children	326 080	1 821 590	3 120 147	17 051 508
87149410	Brakes, incl.coaster braking hubs& hub brake,&part thereof For bicycles desined to be by children	20	28	407	610
87149490	Oth.Brakes, incl.coaster braking hubs& hub brake,&part thereof for bicycles desined to be by children	71 996	416 410	882 952	4 948 829
87149510	Saddles for bicycles desined to be by children	2 397	22 857	6 385	141 131
87149590	Other saddles for bicycles desined to be by children	53	475	6 126	22 160
87149610	Pedals and crank-gear, and parts thereof for bicycles desined to be by children	51 365	658 710	173 933	2 617 694
87149690	Oth.pedals & crank-gear, and parts thereof for bicycles ofsubheading 8712.00.20	3 112	4 515	45 678	82 900
87149911	Handle bar, pillar, mudguard, reflector, carr, control cabl,lamp or bracket lugsoth.acc.for bicycl of subhead 87120020	1 419	17 393	36 210	267 829
87149912	Chain wheels and cranks; other parts for bicycles of heading8712.00.20	76	3 021	115	3 004
87149991	Oth handle bar, pillar, mudguard, reflector, carr, controlcabl,lamp/bracket lugsoth.acc.for bicycl of subhead 87120020	220 626	1 103 730	1 130 937	6 351 390

Tabel 3 : Ekspor Indonesia menurut Komoditi (Kode HS 8 digit)

Mei 2021

Kode H S	Uraian golongan barang	Berat bersih (Kg)		Nilai F.O.B. (U S \$)	
		Bulan ini	Kumulatif	Bulan ini	Kumulatif
(1)	(2)	(3)	(4)	(5)	(6)
87149993	Other nipples for spokes for bicycles desined to be by children	106	299	335	3 089
87149994	Chain wheels and cranks; other parts for bicyles desined to be by children	1 412 724	7 644 088	11 523 199	64 210 740
87150000	Baby carriages and parts thereof.	1 433	13 757	3 793	19 048
87163991	Agricultural trailers and semi-trailers having a carryingcapacity (payload) exceeding 200 t	-	143 550	-	255 621
87163999	Agricultural trailers & semi-trailers not having a carryingcapacity (payload) exceeding 200 t	67 295	210 664	1 048 955	1 177 099
87164000	Trailers and semi-trailers; n.e.c. in item no. 8716.3	72 340	72 340	436 043	436 043
87168010	Cart & wagon, sack truck, hand trolley & sim hand-propelledvehicl of a kind used in fact/workshop, except wheelbarrow	227	5 920	1 990	81 498
87168020	Wheelbarrows	33 783	214 612	47 391	299 792
87168090	Other wheelbarrows	293	2 711	2 760	165 110
87169019	Parts for trailer and semitrailers not-to goods of subheading 8716.20	119 622	550 833	121 308	969 475
87169021	Castor wheel a dia/incl tyre>100,but<=250mm width of wheelor tyre is>30mm for vehicles of subheading 87168010/87168020	-	60	-	569
87169022	Castor wheel not a dia/incl tyre>100,<=250mm width of wheelor tyre is>30mm for vehicles of subheading 87168010/87168020	-	30	-	350
87169023	Other, for goods of carts & wagons, sack trucks, hand trolleys & similar, except wheelbarrows	350	425	110	145
87169024	Other, for goods of wheelbarrows	6 590	6 648	16 593	16 696
87169094	Spokes and nipples	-	50	-	106
87169095	Castor wheel a dia/incl tyre>100,but<=250mm width of wheelor tyre fitted thereto is>30mm for other vehicles	43	266	430	4 085
87169096	Other castor wheels	16	944	55	6 099
87169099	Oth trailer and semi-trailers n.e.c. in heading 87.16	2 250	2 298	7 467	8 731
88010000	Balloons and dirigibles; gliders, hang gliders and oth non-powered aircraft.	-	1 318	-	6 239
88022010	Aeroplane of an unladenweight <= 2,000 kg	-	125 990	-	31 410
88024010	Aeroplanes of an unladenweight > 15,000 kg	-	16 000	-	24 100 000
88031000	Propellers, rotors, parts thereofheading 8801 or 8802	359	8 912	7 600	230 948
88032000	Under-carriages, parts thereofheading 8801 or 8802	346	4 433	14 100	118 028
88033000	Aircraft and spacecraft; parts of aeroplanes or helicopters n.e.c. in heading no. 8803	7 424	124 908	2 999 356	18 589 376
88039010	Parts of telecommunication satellites	13	36	5 424	8 307
88039090	Other parts of goods of heading 8801 or 8802	243	5 193	53 697	343 132
88040010	Rotochutes and parts thereof	-	299	-	60 669
88040090	Oth parachutes (incl dirigible parachut,paragliders) androtochutes; parts thereof and accessories thereto.	179	181	176	198
88051000	Aircraft launching gear, part thereof,deck arrestor/similar gear&part thereof	-	350	-	5 000
89011020	Cruise ships,excursion boats,ferry-boats of all kinds ofa gross tonnage >26 but<=500	150 000	807 000	1 575 000	5 869 950
89011060	Cruise ships,excursion boats,ferry-boats of all kinds ofa gross tonnage >500 but<=1.000	-	276 800	-	2 221 800
89019014	Other vessels,for transport. not motorised of a grosstonnage > 500	2 640 000	4 315 018	394 897	860 754
89019031	Other vessels,for transport motorised of a gross tonnage<= 26	3 900	35 400	177 600	658 843
89019034	Other vessels,for transport motorised of a gross tonnage> 1.000 but <= 4,000	-	847 000	-	2 000 000
89019036	Other vessels,for transport motorised of a gross tonnage> 5.000 but <= 50,000	4 988 000	4 988 000	3 880 000	3 880 000
89031000	Yachts&oth vessels for pleasure/sports rowing boats&canoesinflatable	30 658	241 589	283 682	2 338 370
89039100	Sailboats, with/without auxiliary motor, not inflatable	3 080	10 860	37 119	197 320
89039200	Motorboats, other than outboard motorboats, not inflatable	-	7 220	-	70 446
89039900	Yachts and other vessels; for pleasure or sports, rowing boats and canoes, n.e.c. in heading no. 8903, other than inflatable	4 133	24 016	69 579	308 750

Tabel 3 : Ekspor Indonesia menurut Komoditi (Kode HS 8 digit)

Mei 2021

Kode H S	Uraian golongan barang	Berat bersih (Kg)		Nilai F.O.B. (U S \$)	
		Bulan ini	Kumulatif	Bulan ini	Kumulatif
(1)	(2)	(3)	(4)	(5)	(6)
89040031	Tugs and pusher craft, power <= 4000 hp of gross tonnage <= 26 ton	-	77 000	-	630 000
89052000	Floating or submersible drilling or production platforms	-	4 078 810	-	14 096 987
89059090	Oth vessels the navigability of which issubsidiary to their main function	-	491 530	-	3 849 182
89069090	Lifeboats oth than rowing boats,oth vessels of displacement> 300 t	-	2 360	-	135 233
89071000	Floating structures, inflatable rafts	-	4 133	-	11 177
89079010	Buoys	17 258	32 473	23 047	61 162
89079090	Other floating structures	8 702	1 238 570	35 365	2 188 315
90011010	Optical fibres ,optical fibre bundles&cables for telecom &oth electrical use	3 685	31 370	543 633	7 395 915
90011090	Optical fibres, optical fibre bundle&cable foroth than telecom and electrical purpose	8 472	62 497	305 647	2 097 390
90012000	Sheets and plates of polarising material	-	0	-	1
90013000	Contact lenses	19 297	103 718	3 796 865	21 001 958
90014000	Spectacle lenses of glass	267	1 499	25 895	131 219
90015000	Spectacle lenses of other materials	120 587	783 740	2 767 023	17 526 571
90019010	Prisms, mirror & oth optical elements for photograph or cinematographic cameras / projectors	1	18	28	278
90019090	Prisms, mirror & oth optical elements not for photograph orcinematographic cameras / projectors	25	195	4 292	34 463
90021100	Objective lenses for cameras, projectors or photographic enlargers or reducers	1 651	9 325	688 903	3 419 005
90021900	Objective lenses not for cameras, projectors orphotographic enlargers or reducers	20	407	10 819	55 617
90022020	Filters for cinematographic cameras,photographic cameras & other projectors	-	1	-	10
90022090	Filters not for projectors, cameras, cinematographic,and photographic	5 951	31 944	15 763	113 711
90029030	Oth optical element oth than objective lens and filter for photographic cameras and other projectors	9 562	52 565	3 041 117	16 218 166
90029090	Oth optical element oth than objective lens&filter not for cinematographic projectors,photographic camera&oth projector	109	1 073	9 644	188 526
90031100	Frames & mountings for spectacles,goggles of plastics	-	7	-	564
90031900	Frames & mountings for spectacles,goggles oth than plastics	80	677	42 520	446 387
90039000	Parts of frame & mounting for spectacles, goggles the like & parts thereof.	62	1 886	23 477	119 441
90041000	Sunglasses	66	837	2 099	25 966
90049010	Corrective spectacles	107	546	3 767	23 353
90049050	Protective goggles	29	579	301	4 720
90049090	Spectacles & the like excl corrective, protective googles	410	22 053	4 752	36 446
90051000	Binoculars	2	55	522	17 455
90058090	Monoculars & oth optical telescopes excl instrument forradioastronomy	5	16	7 127	12 018
90059090	Parts&accessories (include mountings)for oth optical telescopes	-	10	-	2 096
90063000	Cameras specially design for under wateruse for aerial survey, medical/surgical,comparison cameras	2	5	257	986
90064000	Instant print cameras	1	2 116	13	111 000
90065100	Cameras, photographic (excluding cinematographic); with a through-the-lens viewfinder, single lens reflex (SLR), for a roll film of a width not exceeding 35mm	1	15	791	3 419
90065929	Camera of a kind used for preparing printing plate/cylinderoth than Laser Photoplotters	-	4	-	10
90065990	Other laser photoplottersimage processor	1	1 142	178	48 912
90066100	Discharge lamp (electronic) flashlight apparatus	-	1	-	5
90066900	Photographic flashbulbs apparatus	30	63	144	3 898
90069130	Other, for cameras of subheadings 9006.40 to 9006.53	5	101	15	14 153
90069190	Other parts and accessories for cameras	82	422	6 428	41 124
90069990	Parts & accessories for flashbulbs apparatus	517	540	128	1 716

Tabel 3 : Ekspor Indonesia menurut Komoditi (Kode HS 8 digit)

Mei 2021

Kode H S	Uraian golongan barang	Berat bersih (Kg)		Nilai F.O.B. (U S \$)	
		Bulan ini	Kumulatif	Bulan ini	Kumulatif
(1)	(2)	(3)	(4)	(5)	(6)
90071000	Cinematographic cameras wheter or not w/ sound recording apparatus	90	371	1 807	27 849
90072090	Cinematographic projectors for film >= 16 mm inwidth	823	2 455	15 631	37 004
90079100	Part & accessories of cinematographic cameras wheter or not w/ sound recording apparatus	10	291	4 407	46 009
90079200	Parts and accessories for projectors	643	1 149	5 269	26 615
90085090	Projector, enlarger&reducers oth than microfilm,microfiche,microform whether/not capable of producing copies	-	84	-	4 230
90089090	Part&accessories for image projector other of fotografic, enlarge & reducers	37	37	2 089	2 089
90101000	Apparatus & equipment for automatically develope/expose photographic/ incl cinematographic film/paper ins roll	-	34	-	17
90106090	Projection screens < 300 inches	-	116	-	1 352
90109090	Parts&acc of oth apparatus&equipment for photographics laboratories	-	10 883	-	81 679
90112000	Microscopes, compound optical; for photomicrography, cinephotomicrography or microprojection	95	95	12 833	12 833
90118000	Microscopes, compound optical; (other than stereoscopic and microscopes for photomicrography, cinephotomicrography or microprojection)	12	15	2 000	3 482
90129000	Parts&acc for microscope oth than optical microscope	0	1	15	809
90131000	Telescopic sights for fitting to arms periscopes,telescopes to part of mach	-	15	-	9 868
90132000	Lasers, other than laser diodes	78	1 000	73 849	94 937
90138010	Optical error verification&repair apparatus for PCB/PWB&PCA	-	670	-	67 823
90138020	Liquid crystal devices	3	200	312	26 617
90138090	Other devices, appliances&instrumentsof oth optical appliances	6	1 036	1 453	32 766
90139010	Parts & accessories of lasers oth thanlaser diodes (sub head 901320)	-	1	-	5
90139050	Parts&acc of liquid crystaldevices (sub head 90138020)	-	2	-	252
90139090	Parts & acc of oth than goods oflasers,liquid crystal,oth device optical	10	31	10 297	23 788
90141000	Direction finding compasses	1	301	91	296 847
90142000	Instrum&appliances for aeronautical/space navigation (other than compasses)	14	287	400	4 800
90148011	Sonar or echo sounder of a kind used on ships	-	77	-	21 584
90148019	Oth navigation instrument&appl of used onship work with an automatic data process mach	-	2	-	68
90148090	Other navigation instrument&appliances of oth used on ships	1 173	6 180	61 031	391 350
90149010	Parts&acc of navigation instrument&app of a kind used on ships, working in conjunction w/ auto data processing mach	-	1 644	-	8 282
90149090	Parts & acc of other navigation instruments & appliances	11 916	12 395	9 338	14 352
90151010	Rangefinders of used in photography or cinematography	-	61	-	836
90151090	Rangefinders oth of used inphotography or cinematography	-	6 431	-	386 637
90152000	Theodolites & tachymeters (tacheometers)	50	50	732	732
90153000	Levels (measuring higher of ground)	4 079	27 344	334 381	1 653 076
90154000	Photogrammetrical surveying instrumentsand appliances	-	108	-	7 124
90158010	Radio sonde and radio wind apparatus	-	32	-	1 500
90158090	Other instruments&appliances oth than radio sonde and radio wind apparatus	849	187 641	48 875	4 191 176
90159000	Parts & accessories of surveying instruments & appliances	252	21 576	123 224	1 917 954
90160000	Balances of a sensitivity of 5 cg or better,with/without weights	3	17	104	4 644
90171090	Drafting tables & mach,whether/not automatic oth plotters,	95	697	4 000	37 432
90172010	Rulers,drawing,marking out,or mathematical calculating instruments	16	186	158	2 512
90172040	Photoplotters for the manufacture of PCB/PWB	-	17	-	326
90172090	Oth drawing,marking-out/mathematical calculating instrument	2	33	134	12 149
90173000	Micrometers, callipers and gauges	607	5 523	90 992	323 782
90178000	Mathematical instruments and equipment; n.e.c. in heading no. 9017	456	5 347	4 796	323 810

Tabel 3 : Ekspor Indonesia menurut Komoditi (Kode HS 8 digit)

Mei 2021

Kode H S	Uraian golongan barang	Berat bersih (Kg)		Nilai F.O.B. (U S \$)	
		Bulan ini	Kumulatif	Bulan ini	Kumulatif
(1)	(2)	(3)	(4)	(5)	(6)
90179090	Parts & acc of oth instruments for measuring length for use in the hand	64	520	199	13 573
90181100	Electro-cardiographs,used in medical	5	84	181	9 981
90181200	Ultrasonic scanning apparatus,used in medical	107	1 186	47 474	617 347
90181300	Magnetic resonance imaging apparatusused in medical	66	7 855	5 355	556 711
90181900	Medical, surgical instrmts&appliances; electro-diagnostic apparatus incl apparatus funct. exploratory exam/for checking physiological parameters, n.e.c. in item no. 9018.1	14 462	101 238	878 606	6 493 232
90182000	Ultra-violet/infra-red ray apparatus used in medical	2	34	382	711
90183110	Disposable syringes, with or without needles	194 844	1 564 878	1 057 959	8 136 079
90183190	Syringes, with/without needles oth than disposable syringes	8	14	76	2 277
90183200	Tubular metal needles and needles for sutures	57	120	428	1 319
90183910	Catheters	2 132	11 704	48 341	294 158
90183990	Cannulae and the like	18	864	8 614	17 065
90184100	Dental drill engines,whether/not combined on a single base with oth dental equip	-	1	-	5
90184900	Dental instruments and appliances; other than dental drill engines	1 711	7 411	135 795	521 673
90185000	Ophthalmic instruments and appliances	4 781	18 544	1 235 670	5 880 658
90189020	Intravenous administration set	171	43 737	17 933	288 797
90189030	Electronic instruments and appliances,used in medical	4 675	6 288	77 093	175 598
90189090	Other instruments and appliances,used in medical	804 464	4 841 570	8 159 577	48 417 863
90191010	Mechano-therapy appliances massage apparatus,psychological aptitude-testing apparatus	16 958	80 680	951 667	4 530 136
90191090	Mechano-therapy appliance massage,psychological aptitude-testing apparatus oth than electrically operated	34	169	1 310	6 579
90192000	Ozone therapy,oxygen therapy, aerosoltherapy, artificialrespiration/other therapeutic respiration apparatus	35 547	172 842	1 584 144	7 590 793
90200000	Breathing appliances&gas masks,excl protective masks having neither mechanical part nor replaceable filters	1 331	4 549	30 624	298 328
90211000	Orthopaedic or fracture appliances	-	140	-	1 078
90212100	Artificial teeth,orthopaedic or fracture appliances	2	10	543	2 122
90212900	Dental fittings,orthopaedic/fracture appliances	2	19	909	8 426
90213100	Artificial joints,orthopaedic/fracture appliances	-	188	-	199 148
90213900	Artificial parts of the body; excluding artificial joints	1 197	1 813	367 662	492 710
90214000	Hearing aids, excluding partsand accessories	1	12	124	2 440
90219000	Appliances; worn, carried or implanted in the body, to compensate for a defect or disability	4 564	24 359	412 113	2 133 831
90221200	Computed tomography apparatus	-	20 430	-	159 000
90221400	X-ray app for medical,surgical orveterinary uses	170	589	3 728	239 229
90221910	X-ray apparatus for the physical inspection of solderjoints on pcb/pwb assemblies	4 422	4 627	489 152	579 133
90221990	X-ray For radiografi or radiotherapy apparatus	8	461	4 178	203 488
90222100	Apparatus based on the use of alpha,beta/gamma radiations,for medicalsurgical,dental/veterinary uses	-	629	-	11 161
90223000	X-ray tubes	910	4 259	13 810	132 041
90229010	Parts&acc of x-ray apparatus for the physicalinspection of solder joints on pca	429	1 631	12 861	90 918
90229090	Part&acc oth of x-ray apparatus for the physinspection of solder joints on pca	1 438	7 386	334 816	1 506 957
90230000	Instruments apparatus&model,for demonstrational purposes (in education/exhibitions)	2 931	41 016	81 925	688 035
90241010	Mach&appliances for testing metals,electrically operated	9	277	17 882	36 825
90241020	Mach&appliances for testing metals,not-electrically operated	-	75	-	5 375
90248010	Oth mach& appliances for electrically operated	64	423	2 373	30 177
90248020	Oth mach& appliances for not electrically operated	48	535	5 500	34 263
90249010	Parts&acc for electrically operated mach&appliances	11	148	67	13 667
90249020	Parts&acc for non-electrically operated mach&appliances	35	64	4 200	4 390
90251100	Thermometers&pyrometers,liquid filled,for direct reading	1	108	332	7 448
90251911	Thermometers&pyrometers,elect operated,temperature gauges for motor vehicles	12	3 649	609	4 038 419

Tabel 3 : Ekspor Indonesia menurut Komoditi (Kode HS 8 digit)

Mei 2021

Kode H S	Uraian golongan barang	Berat bersih (Kg)		Nilai F.O.B. (U S \$)	
		Bulan ini	Kumulatif	Bulan ini	Kumulatif
(1)	(2)	(3)	(4)	(5)	(6)
90251919	Thermometers&pyrometers,elect operated,oth temperature gauges for motor vehicles	2 968	22 917	230 987	5 175 800
90251920	Thermometers&pyrometers not electrically operated	1 289	3 569	26 711	88 491
90258020	Oth instruments of oth than thermometers&pyrometers, electrically operated	184	769	20 383	83 751
90258030	Oth instruments of oth than thermometers&pyrometers, not electrically operated	320	555	122 270	190 442
90259010	Parts&aces of hidrometer,termometer/similar instrument, electrically operated	420	2 937	3 659	2 885 292
90259020	Parts&aces of hidrometer,termometer/similar instrument, non electrically operated	22	25	3 209	3 292
90261010	Level gauges for motor vehicles electrically operated	28	1 224	5 909	90 924
90261020	Level gauges for motor vehicles not electrically operated	206	315	3 441	10 243
90261030	Oth instrument & apparatus for measuring/check the flow/level of liquid, electrically operated	446	3 109	35 139	147 818
90261040	Oth instrument & apparatus for measuring/check the flow/level of liquid,not electrically operated	187	646	11 603	27 027
90262010	Presure gauges for motor vehicles,electrically operated	7	199	625	24 314
90262020	Presure gauges for motor vehicle, not electrically operated	3 865	17 776	127 224	636 520
90262030	Oth measuring/checking pressure instruments, electrically operated	462	2 770	92 498	735 641
90262040	Other measuring/checking pressure instruments,not electrically operated	1 534	7 567	57 798	265 433
90268010	Oth instruments/apparatus for measuring/checking the flow,level,pressure,electrically operated	3 236	9 832	448 928	2 403 235
90268020	Oth instruments/apparatus for measuring/checking the flow,level,pressure, not electrically operated	192	2 861	9 126	172 272
90269010	Part&acc for electrically operated instrument&apparatus,measure/check the flow level,pressure	5 052	29 169	243 645	1 844 551
90269020	Part&acc for nonelectrically operated instrument&apparatus,measure/check the flow level,pressure	7 925	27 824	260 284	779 363
90271010	Gas/smoke analysis apparatus, electrically operated	498	3 278	64 942	422 796
90271020	Gas/smoke analysis apparatus, not electrically operated	495	1 912	11 885	70 140
90272010	Chromatographs&elektrophoresisinstruments, electrically operated	5	154	548	2 394
90272020	Chromatographs&elektrophoresisinstruments,not electrically operated	136	206	44 253	44 918
90273010	Spectro/spectrophotometers&spectrograph using optical radiation /UV, Visible, IR,electrically operated	6	276	323	73 757
90273020	Spectro/spectrophotometers&spectrograph using optical radiation/UV, Visible,IR,not electrically operated	74	187	73 311	130 361
90275010	Oth instrument&apparatus using optic radiations,(uv, visible, ir),electrically operated	1 091	8 015	243 219	1 610 150
90275020	Oth instrument&apparatus using optical radiations(uv, visible, IR),not electrically operated	29	407	8 962	27 195
90278010	Oth instruments&apparatus,exposure meters	113	143	18 926	51 831
90278030	Oth instruments&apparatus oth exposure meters,electricallyoperated	159 658	249 629	3 254 553	17 191 018
90278040	Oth instruments&apparatus oth exposure meters,not electrically operated	15	246	376	97 017
90279010	Parts&acc incl pca of head 9027,oth for gas/smoke analysis apparatusµtomes	45	315	11 467	65 676
90279091	Microtomes, electrically operated	41	258	6 119	66 088
90279099	Microtomes,not electrically operated	73 685	367 245	775 418	4 194 570
90281090	Other gas meters	666	15 480	30 569	330 977
90282020	Water meters	123 028	780 689	1 476 448	9 033 170
90282090	Liquid meters other than water meters.	8	158	853	3 538
90283010	Kilowatt hour meters(kwh)	23 879	128 217	1 638 326	6 754 878
90283090	Electricity meters other than kilowatt hour meters (kwh)	-	48 106	-	1 295 734
90289010	Part&accessories,water meter housingsor bodies	14	11 764	108	84 881
90289090	Part&accessories,oth water meterhousings or bodies	2 123	22 104	45 838	422 717

Tabel 3 : Ekspor Indonesia menurut Komoditi (Kode HS 8 digit)

Mei 2021

Kode H S	Uraian golongan barang	Berat bersih (Kg)		Nilai F.O.B. (U S \$)	
		Bulan ini	Kumulatif	Bulan ini	Kumulatif
(1)	(2)	(3)	(4)	(5)	(6)
90291090	Revolution counters, production counters, mileometers,pedometers and the like	1 796	9 881	181 261	971 547
90292010	Speedometer for motor vehicles	31 093	175 897	1 413 516	8 310 686
90292020	Tachometers for motor vehicles	1 282	6 009	30 137	144 403
90292090	Other speed indicators & tachometers, stroboscopes not for vehicle	6 542	56 393	340 613	2 551 588
90299010	Parts & accessories of revolution counesr & the like of goods of subheading 902910, stroboscopes of subheading 902920	266	2 129	17 036	152 715
90299020	Parts & accessories of revolution counesr & the like of other goods of subheading 902920	11 389	97 005	381 038	3 860 160
90301000	Instruments & apparatus for measuring/ detecting ionisingradiations	13	256	7 445	64 690
90302000	Oscilloscopes and oscillographs	0	31	2 453	39 645
90303100	Multimeters without a recording device	18	2 565	15 315	729 887
90303200	Multimeters with a recording device	76	9 048	3 489	71 087
90303310	Instrument&app for measuring/checking voltage, current, resist/power on PCB/PWB/PCA Other, w/o a recording device	409	4 833	18 332	227 594
90303320	Impedance-measuring apparatus design to visual/audiblewarning of electrostatic discharge condition	-	11	-	1 055
90303330	Ammeters and voltmeters for motorvehicles withouta record device	6	6	1 224	1 224
90303390	Oth instruments&apparatus for measuring/check voltage without a record device	924	1 961	198 340	407 907
90303900	Instruments and apparatus; for measuring or checking voltage, current, resistance or power, with a recording device (excluding multimeters)	627	1 045	43 583	272 611
90304000	Instruments and apparatus; specially designed for telecommunications (e.g. cross-talk meters, gain measuring instruments, distortion factor meters, psophometers)	30	385	493	127 580
90308290	Instrument&app for measuring/checking semiconductoroth than wafer probers wafer/devices	-	39	-	17 160
90308490	Oth instrument&app with a record device for measure,check electrical quantities on PCB/PWB and PCA	20	22	5 440	5 973
90308910	Instrument&app,w/o a recording device for measuring/check elctr quantities on PCB/PWB&PCA, oth than subheading 903039	-	3	-	5 000
90308990	Oth instruments & apparatus,without recording device	19	196	5 172	76 486
90309010	Parts and accessories/including printed circuit assemblies of goods , subheading 9030.40 or 9030.82	426	1 296	229 491	937 258
90309030	Parts and accessories of optical instruments & appliances for measuring or checking PCB & PCA	145	635	13 683	54 007
90309040	Parts&accs of oth app for measuring or checking electrical quantities on PCB/PWB and PCA	504	2 639	62 877	331 764
90309090	Oth parts&acc (incl pca) of goods subhead 903040/903082 & measuring/checking & electrical quatities on PCB/PWB & PCA	241	1 663	30 652	129 571
90311010	Machines for balancing mechanical parts, electrically operated	8 495	16 605	3 276	84 190
90311020	Machines for balancing mechanical parts, not electrically operated	0	17	166	3 155
90312010	Test benches, electrically operated	-	1 088	-	52 091
90312020	Test benches,not electrically operated	0	167	2 763	57 573
90314100	Optical instruments &appliances; inspecting semiconductor wafers/devices/for inspecting photomasks/reticles used in manufacturing semiconductor devices, n.e.c. in chapter 90	-	4	-	105
90314910	Optical instrument&appliances for measuring surface particulate contamination on semiconductor wafers	8	31	50 471	191 386
90314920	Optical error verification & repair apparatus for PCA/PWB and PCA	-	0	-	51
90314930	Other optical instruments&appliances for measuring/checkingPCB/PWB & PCA	1	2	2	217
90314990	Other optical instruments and appliances for other purposes	2 312	20 355	781 616	4 841 503
90318010	Cable tester	942	1 727	45 722	92 726

Tabel 3 : Ekspor Indonesia menurut Komoditi (Kode HS 8 digit)

Mei 2021

Kode H S	Uraian golongan barang	Berat bersih (Kg)		Nilai F.O.B. (U S \$)	
		Bulan ini	Kumulatif	Bulan ini	Kumulatif
(1)	(2)	(3)	(4)	(5)	(6)
90318090	Oth instruments,appliances and machines,other cable tester	65 934	361 806	1 759 150	10 398 527
90319011	Part&acc incl pca of optical instrument&appl,inspecting semiconductor wafer,&acc of optical appl elctly operated	451	1 960	286 889	1 510 151
90319013	Parts&acc of oth optical instruments&appl for measuring/checking PCB/PWB & PCA,elctrically operated	1	303	283	518
90319019	Oth parts&acc oth than inspect wafer/repair/measure PCB,PWB,PWA for elctrically operated	5 895	36 247	280 041	1 583 643
90319020	Oth part&acc for measuring/checking instrument appliance&machines,not elctrically operated	290	412	12 498	34 552
90321010	Thermostats, electrically operated	9 345	144 546	755 577	6 837 563
90321020	Thermostats, not electrically operated	0	226	97	42 997
90328100	Hydraulic or pneumatic	11 865	15 222	7 599	53 024
90328910	Apparatus w/i automatic data process mach for automaticallycontrol the propulsion,ballast/cargo handll system of ship	11	12 908	1 466	515 317
90328920	Automatic apparatus for regulating/controlling chem/electrochemical solutions in manufact PCB/PWB/PCA	331	1 846	31 110	128 950
90328931	Automatic regulating voltage units(stabilizers),electrically operated	880	5 665	25 148	177 802
90328939	Instrument&apparatus oth than automatic regulating voltage units(stabilizers),electrically operated	13 443	59 282	1 063 125	4 767 623
90328990	Oth automatic regulating/controlling instruments&app,not electrically operated	20 323	146 190	1 813 999	10 956 458
90329010	Parts&accessories of automatic data process mach,ballast/cargo handling sytem of ship of subheading 9032.89.10	-	1 521	-	2 814
90329030	Part & accessories automatic, regulating/controlling instruments & apparatus,of other elctly operated	14	122	2 078	3 305
90329090	Other part & accessories automatic, regulating/controlling instruments & apparatus,not elect operated	22 316	89 588	863 984	4 924 831
90330010	Parts&acc (not specifiedf/incl elsewhere in this chap) formach,appl,app of chap 90 for elect operated equipment	29 748	219 934	655 676	5 113 050
90330020	Parts&acc (not specifiedf/incl elsewhere in this chap) formach,appl,app of chap 90 for non elect operated equipment	195	550	23 569	33 498
91011100	Wrist-watches, elctly operated, whether/not incorporatinga stopwatch facility with mechanical display only	609	3 195	76 484	472 999
91011900	Wrist-watches, elctly operated, whether/not incorporatinga stopwatch facility without mechanical display only	10	121	539	43 846
91012100	Wrist-watches; not electrically operated, automatic winding, whether/not incorporating a stop-watch facility, case of precious metal or of metal clad with precious metal	26	120	104	94 562
91012900	Wrist-watches; not electrically operated, not automatic winding, whether or not incorporating a stop-watch facility, case of precious metal or of metal clad with precious metal	4	2 467	211 682	1 194 944
91019100	Pocket-watches&oth watches incl stopwatches with case of precious metal/of metal clad w/precious metal,elctly operate	-	1	-	10
91019900	Pocket-watches&oth watches incl stopwatches with case of precious metal/metal clad w/precious metal,no elctly operate	147	919	289 521	1 398 479
91021100	Wrist-watches, electrically operated, whether or notincorporating a stopwatch facility w/mechanical display only	-	21	-	35 661
91021200	Wrist-watches, electrically operated, whether or notincorporating a stopwatch facility w/optoelectr display only	-	384	-	54 469
91021900	Wrist-watches, electrically operated, whether/ not incorp.astopwatch facility w/o mechanical&optoelectr display only	8	596	94 119	333 120
91022100	Wrist-watches; whether or not incorporating a stop-watch facility, with automatic winding	1	84	85	221 569
91022900	Wrist-watches; whether or not incorporating a stop-watch facility, with other than automatic winding	124	882	78 793	1 329 351
91029900	Wrist-watches, pocket-waches&oth.watches with not electrically operated	63	591	50 320	923 390

Tabel 3 : Ekspor Indonesia menurut Komoditi (Kode HS 8 digit)

Mei 2021

Kode H S	Uraian golongan barang	Berat bersih (Kg)		Nilai F.O.B. (U S \$)	
		Bulan ini	Kumulatif	Bulan ini	Kumulatif
(1)	(2)	(3)	(4)	(5)	(6)
91039000	Clocks with watch movements, excl clocks ofh9104 not elect operated	5	28	50	199
91040010	Instrument panel clocks& clocks of a similar type, for vhcl	0	7	36	636
91040090	Instrument panel clocks & clocks of a similar type, for spacecraft	-	4	-	200
91051900	Alarm clocks,not electrically operated	-	37	-	571
91052100	Wall clocks, electrically operated	-	221	-	715
91052900	Wall clocks, not electrically operated	1	5 354	75	807
91059990	Oth clocks, oth than Marine chronometers not electrically operated	-	21	-	203
91061000	Time-registers,time-recorders	16 436	80 105	1 164 500	5 687 971
91069010	Parking meters	12	12	220	220
91069090	Oth time of day recording&measuring app oth than parkingmeter	5 479	28 086	455 388	2 172 197
91070000	Time switches with clock/watch movement/with synchronousmotor	6	20	346	986
91081200	Watch move comp&assem w/opto elect display only,electrically operated	-	124	-	28 680
91081900	Watch move comp&assem oth than mechanical,opto-elect, electrically operated	-	1	-	37
91082000	Watch move comp&assem with automatic winding	-	1	-	403
91091000	Clock movements,complete and assembled, electricallyoperated	-	5	-	135
91099000	Clock movements,complete and assembled,not electricallyoperated	-	109	-	3 987
91101100	Complete movements,unassem /partly assem(movement sets) ofwatch	1	129	1 044	434 819
91101200	Incomplete movements, assembled of watches	-	8	-	2 295
91109000	Clocks; movements, whether or not complete, incomplete, assembled or unassembled	0	11	439	75 574
91118000	Watch cases; n.e.c. in heading no. 9111	-	56	-	674
91119000	Parts of watch cases	-	224	-	12 679
91129000	Part of clock cases&cases of a similar type forother goods of this chapter	-	5	-	117
91139000	Watch straps, watch bands, watch bracelets, and parts thereof; n.e.c. in heading no. 9113	36	408	2 016	171 572
91141000	Springs, including hair-springs of clock or watch parts	-	0	-	2
91143000	Dials of clock or watch parts	-	3	-	852
91144000	Plates and bridges of clock/watch parts	-	1	-	6
91149000	Clock or watch parts; other than springs (including hairsprings), dials, plates, and bridges	114	652	2 166	16 845
92011000	Upright pianos	758 914	4 671 263	6 104 939	38 877 281
92012000	Grand pianos	124 160	930 666	1 957 419	15 217 434
92019000	Musical instruments; harpsichords and other keyboard stringed instruments n.e.c. in heading no. 9201	4 951	10 991	3 015	17 520
92021000	String musical instrument(violins,harps), played with a bow	4	2 008	170	309 600
92029000	Musical instruments; string, played other than with a bow (e.g. guitars and harps)	243 232	1 689 268	6 527 120	47 344 614
92051000	Brass-wind instruments	1	32	17	2 072
92059010	Keyboard pipe organ,harmonium&similar keyboard instrumentsw/ free metal reeds	5	8	580	643
92059090	Other wind musical instruments	53 178	375 918	2 038 753	16 892 090
92060000	Percussion musical instruments (exp, drm,xylophones,cymbals, castanets)	265 831	1 250 003	349 931	2 424 182
92071000	Keyboard instruments,oth than accordions	1 571 369	9 439 626	13 438 194	86 279 211
92079000	Musical instruments; (other than keyboard), the sound of which is produced or must be amplified electrically	498 677	3 791 956	12 242 100	79 742 441
92081000	Musical boxes	1	52	25	976
92089090	Fairground,mech street organ,sing bird, musical saw,othmusical instrument	6	537	149	4 084
92093000	Musical instrument strings	563	2 330	44 537	201 266

Tabel 3 : Ekspor Indonesia menurut Komoditi (Kode HS 8 digit)

Mei 2021

Kode H S	Uraian golongan barang	Berat bersih (Kg)		Nilai F.O.B. (U S \$)	
		Bulan ini	Kumulatif	Bulan ini	Kumulatif
(1)	(2)	(3)	(4)	(5)	(6)
92099110	Part&accessories, strung backs,keyboards& metal frames for upright pianos	132 122	703 109	847 664	4 527 065
92099190	Other parts and accessories for pianos	107 572	593 862	713 144	4 104 871
92099200	Parts & accessories for the musical instrument of stringmusical instrument	366	1 945	7 711	44 514
92099400	Parts&acc,the music instrument of sound of which isprod/must be amplified, elect	297 693	1 652 729	2 057 352	11 245 176
92099900	Parts & accessories for oth musical instruments	28 338	193 004	787 364	4 687 956
93019000	Military weapons; other than revolvers, pistols, and arms of heading 9307, n.e.c. in heading 9301	122	122	24 472	24 472
93059190	Parts&acc of military weapons of head 9301,of oth thanleath/textile materia	-	47	-	627 621
93069000	Bombs,grenades,torpedoes,mines,missiles, similar munitions of war & parts thereof	301	771	36 600	270 001
93070000	Swords,cutlasses,bayonets,lances&similar arms&parts thereof & scabbards & sheaths	28	297	96	4 148
94011000	Seats of a kind used for aircraft	-	108	-	586
94012010	Seats of a kind used for motor vehicles ofheading 8702/8703/8702/8703/8704	10 775	46 144	35 679	487 325
94012090	Seats of a kind used for motor vehicles oth than ofheading 8702/8703/8704	39 940	318 152	342 124	3 128 901
94013000	Swivel seats with variable height adjustment	83	949	1 584	10 673
94014000	Seats oth than garden seats/ camping equepment,convertible into beds	-	2 734	-	1 134
94015200	Seats of bamboo	909	7 536	2 417	24 771
94015300	Seats of rattan	907 286	6 150 482	5 517 756	35 993 945
94015900	Seat of cane,osier or similar material	117 680	1 234 734	1 441 218	13 950 174
94016100	Seats; with wooden frames, upholstered, (excluding medical, surgical, dental, veterinary or barber furniture)	582 564	3 277 879	3 639 666	21 274 763
94016910	Oth seats,with wooden frames, non-upholstered, withbackrest and/or the seat made of rattan	358 089	2 203 671	1 836 089	11 605 217
94016990	Oth seats,with wooden frames, non-upholstered, withoutbackrest and/or the seat made of rattan	5 950 007	36 900 179	29 862 142	191 471 900
94017100	Seats; with metal frames, upholstered, (excluding medical, surgical, dental, veterinary or barber furniture)	161 122	1 420 646	1 659 304	10 731 456
94017910	Other seats, with metal frames, non-upholstered, withbackrest and/or the seat made of rattan	185 490	1 026 170	968 449	5 741 551
94017990	Other seats, with metal frames, non-upholstered, withoutbackrest and/or the seat made of rattan	191 325	2 864 078	2 304 016	20 474 437
94018000	Seats; n.e.c. in heading no. 9401, (excluding medical, surgical, dental, veterinary or barber furniture)	146 614	869 827	1 100 457	7 111 958
94019010	Parts of aircraft seats (head 94011000)	20 166	107 280	94 184	611 251
94019031	headrest stiffeners for seats of subheading 94012010,	45	1 834	718	20 515
94019039	Parts of other seats	373 886	2 568 383	1 940 875	14 104 211
94019040	Parts of seats of subheading 94013000	164	667	492	10 283
94019092	Parts of seats of plastics	30 191	869 926	113 652	8 113 986
94019099	Parts of seats of other than plastics	117 177	768 661	711 220	5 138 827
94021010	Medis furniture,dentists chair & parts thereof	-	1 386	-	2 559
94021030	Medis furniture,barbers chairs&similar chairs thereof &thereof	64	3 178	117	21 660
94029010	Furniture designed for medical,surgical/ veterinarypurposes &parts thereof, oth than chairs	34 017	313 607	306 909	2 677 765
94029020	Commodes	491	999	1 656	3 225
94029090	Oth furniture designed for medical, surgical/veterinarypurpose&part thereof, oth than chairs and commodes	194 328	1 068 055	983 399	5 296 553
94031000	Metal furniture of a kind used in office	117 719	786 744	791 365	5 472 080
94032010	Oth metal furniture, fume cupboards	38 763	188 014	147 478	750 908
94032090	Oth metal furniture, other than fume cupboards	955 811	6 759 375	5 242 454	33 355 726
94033000	Wooden furniture of a kind used in offices	790 488	4 660 031	2 204 790	12 179 072
94034000	Wooden furniture of a kind used in the kitchen	3 322 699	21 541 189	7 837 770	52 966 025
94035000	Wooden furniture of a kind used in the bedroom	4 497 043	25 645 072	17 172 425	99 593 353

Tabel 3 : Ekspor Indonesia menurut Komoditi (Kode HS 8 digit)

Mei 2021

Kode H S	Uraian golongan barang	Berat bersih (Kg)		Nilai F.O.B. (U S \$)	
		Bulan ini	Kumulatif	Bulan ini	Kumulatif
(1)	(2)	(3)	(4)	(5)	(6)
94036010	Oth wooden furniture,fume cupboard	599 116	2 302 950	2 117 933	8 380 283
94036090	Oth wooden furniture,oth than fume cupboard	18 363 440	116 619 252	64 131 459	401 513 924
94037010	Furniture of plastics for baby walker	-	989	-	4 467
94037020	Furniture of plastics for fume cupboard	-	30	-	464
94037090	Furniture of plastics oth than for baby walker,fumecupboard	183 723	1 134 484	1 634 707	10 572 931
94038200	Furniture of bamboo	58 288	350 382	112 206	785 111
94038300	Furniture of rattan	485 352	2 765 883	2 799 838	17 729 380
94038910	Fume Cupboard	857	11 828	5 676	49 113
94038990	Other furniture of cane, osier, bamboo or similar materials	267 659	1 419 099	1 881 473	8 266 301
94039010	Parts of baby walkers of plastics	280	11 491	2 719	84 509
94039090	Parts of metal, wood, plastics and bamboo furnitureother than baby walker	672 071	4 200 824	2 117 290	12 006 798
94041000	Mattress supports	80 334	556 450	245 489	1 802 708
94042110	Mattresses of cellular rubber, whether or not covered	26 461	288 321	342 184	2 561 291
94042120	Mattresses of cellular plastics, whether or not covered	4 202 994	18 477 976	17 172 503	69 781 752
94042910	Mattress springs of other materials	2 795 292	14 705 847	7 639 292	39 795 655
94042920	Mattress of hyperthermia or hypothermia type of othmaterials	78	190	930	1 774
94042990	Mattress of other materials excl spring mattress & hyperthermia or hypothermia type	1 063 970	4 524 536	3 015 107	12 676 910
94043000	Sleeping bags	493	4 774	9 716	112 172
94049010	Quilts,bedspreads & mattress protectors	8 585	229 644	74 403	1 106 603
94049090	Other articles of bedding&similar furnishing	314 652	1 656 177	2 643 615	15 328 095
94051020	Chandeliers&other electric ceiling/wall lighting fittings electric ceiling/wall lighting fittings for operating rooms	-	11	-	359
94051091	Spotlights for ceiling or wall	97	1 300	1 973	16 303
94051092	Fluorescent lamps and lighting fittings	-	7 458	-	380 344
94051099	Oth fluorescent lamps and lighting fittingsoth than for operating rooms	102 391	359 300	573 750	2 801 321
94052090	lamps of electric table,desk, bedside/ floor-standing lamps	10 604	197 044	111 750	1 201 356
94053000	Lighting sets of a kind used for christmas trees	3	33 290	231	214 354
94054020	Searchlights	737	11 260	15 329	220 857
94054040	Oth. electr lamps of spotlights	5 807	15 869	38 926	219 711
94054050	Oth electr lamps,of a kind used for lighting publicospace/thoroughfares	1 513	25 649	9 857	206 975
94054060	Other exterior lighting	3 700	23 547	15 096	446 568
94054080	Pilot lamp with fitting for electro-thermic domestic applic of heading 85.16	48 968	306 952	728 717	4 250 295
94054091	Fibre optic headband lamps of kind designed for medical use	-	4	-	907
94054099	Other lighting fittings	19 264	163 280	376 672	2 499 665
94055011	Non elect. Lamps of oil-burning, of bras forreligious rites	468	2 725	10 314	53 610
94055019	Other non elect. Lamps of oil-burning	70	1 292	3 040	18 552
94055040	Hurricane lamps	3 850	8 958	15 191	73 289
94055090	Other non elect lighting fittings	2 305	19 017	11 604	172 589
94056010	Warning signs, street name signs, road & traffic signs	-	3	-	162
94056090	Others illuminated signs	1 336	6 130	29 636	181 368
94059140	Parts of globes and chimneys	-	281	-	1 737
94059190	Other parts of glass for other lamps & lighting fittings	8	1 065	20	1 143
94059210	Parts of plastics for lamps for operating rooms	56	115	2 200	4 400
94059290	Other parts of plastics for other lamps & lighting fittings	2 684	3 578	20 650	27 531
94059910	Parts Lampshades of textile material	289	4 286	5 155	33 505
94059920	Parts Lampshades of other material	3 182	31 621	24 395	273 549
94059930	Parts of lamp of subheading 9405.50.11 or 9405.50.19	52	62	6 507	9 010
94059940	Parts for searchlights or spotlightsoth than of glass & plastics	2	1 214	150	92 339
94059950	Parts of lamp made of ceramics or metal	8	2 506	5 735	97 171
94059990	Other parts of lamp not made of ceramics, metal, glass, orplastics	10 317	97 245	112 316	1 011 842
94061090	Prefabricated buildings of wood	45 829	402 836	82 686	699 787
94069019	Greenhouses of non-wood, fitted with mech/thermal equipment oth than made of iron/steel	180	6 242	325	11 052
94069020	Prefabricated buildings of non-wood, fitted withmechanical or thermal equipment made of plastics/ aluminium	905	6 621	11 342	93 955

Tabel 3 : Ekspor Indonesia menurut Komoditi (Kode HS 8 digit)

Mei 2021

Kode H S	Uraian golongan barang	Berat bersih (Kg)		Nilai F.O.B. (U S \$)	
		Bulan ini	Kumulatif	Bulan ini	Kumulatif
(1)	(2)	(3)	(4)	(5)	(6)
94069030	Prefabricated buildings of non-wood, fitted with mechanical or thermal equipment of iron or steel	165 887	1 083 387	183 403	1 454 034
94069040	Prefabricated buildings of non-wood, fitted with mechanical or thermal equipment of cement, concrete or artificial stone	7 056	24 812	6 583	25 155
94069090	Prefabricated buildings of non-wood, fitted with mechanical or thermal equipment made of oth material	21 107	191 575	14 885	309 808
95030010	Tricycles, scooters, pedal cars and similar wheeled toys;dolls carriages	58 417	104 348	264 714	520 020
95030021	Dolls, whether/not dressed	1 223 303	8 922 368	13 587 863	87 632 198
95030022	Garments & garments accessories; footwear & headgear of dolls	337	49 184	2 313	137 291
95030029	Other parts and accessories for dolls	38 142	75 232	354 181	728 272
95030030	Electric trains toys, includ tracks, signals and other accessories thereof	185	961	3 000	37 433
95030040	Reduces size model aircraft assembly kits, working or not models, working or not	112 662	687 916	1 825 324	9 615 922
95030050	Other construction sets& constructional toys, of materials other than plastics	1 284	47 643	19 033	286 666
95030060	Stuffed toys representing animals or non-human creatures	569 119	3 581 928	7 969 708	46 895 784
95030070	Puzzles of all kinds	78 526	318 495	474 107	1 643 578
95030091	Numerical/alphabetical/animal blocks or cut-out; wordbuilders/making set;	117 485	565 037	900 699	4 180 657
95030094	Toys of rubber	23	517	21	2 897
95030099	Other toys or parts	632 683	3 007 879	4 382 374	21 070 619
95042020	Tables for billiards of all kinds	275	4 601	1 075	10 519
95042030	Billiard chalks	6	2 006	25	32 905
95042090	Oth articles & accessories for billiards of all kinds	189	4 626	3 101	83 174
95043010	Pintables or slot machines, operated by coins and by oth means of payment	-	5	-	48
95043020	Parts of oth games of wood, paper or plastics	-	6	-	11
95043090	Other games, operated by coins and by oth means of payment	15 264	72 010	218 473	1 006 221
95044000	Playing cards	3 498	20 076	4 232	60 178
95045010	Video game consoles and machines, other than those of subheading 9504.30, that used with a television receiver	5	67	75	2 155
95045090	Video game consoles and machines, other than those of subheading 9504.30, that used without a television receiver	129	617	35 118	142 641
95049021	Darts & parts & accessories that made of wood, paper or plastics	-	60	-	12
95049029	Darts & parts & accessories that made of material other than wood, paper and plastic	-	1	-	50
95049032	Tables designed for use with casino games, of wood or of plastics	4	4	2	2
95049036	Oth gambling equipment and paraphernalia	-	974	-	9 300
95049039	Other gambling equipment & paraphernalia equipment	-	3 072	-	3 053
95049092	Tables designed for game of wood/plastic not gambling equipment	-	1	-	19
95049093	Tables designed for games not of wood/ plastics, not gambling equipment	-	10	-	20
95049095	Tables designed for games not made of wood/plastics/paper, not gambling equipment	54	113	134	4 253
95049099	other table designed for games not wood/ plastics	130 431	563 433	252 604	1 064 306
95051000	Articles for christmas festivities	5 518	64 074	22 372	322 021
95059000	Festive,carnival/oth entertn.articles incl conjuringtricks & novelty jokes	8 453	42 582	35 321	223 978
95061100	Skis of snow-skis	-	55	-	308
95061200	Ski-fastenings (ski-bindings)	-	5 200	-	215
95061900	Snow-ski equipment	912	12 764	79 664	234 898
95062100	Sailboards	13 300	94 528	243 376	1 670 716
95062900	Water sport equipment; water-skis, surf-boards and other water-sport equipment, excluding sailboards	23 058	261 767	200 955	1 887 332
95063100	Golf clubs, complete	152	3 196	2 159	77 485
95063200	Balls for golf	144 507	1 621 159	1 047 572	11 639 686

Tabel 3 : Ekspor Indonesia menurut Komoditi (Kode HS 8 digit)

Mei 2021

Kode H S	Uraian golongan barang	Berat bersih (Kg)		Nilai F.O.B. (U S \$)	
		Bulan ini	Kumulatif	Bulan ini	Kumulatif
(1)	(2)	(3)	(4)	(5)	(6)
95063900	Golf equipment; other than clubs and balls	9 616	26 843	44 243	379 275
95064010	Tables tennis	-	5 583	-	2 123
95064090	Oth articles & equip for table-tennis	575	2 851	32 759	135 918
95065100	Lawn-tennis rackets, whether/not strung	-	293	-	9 100
95065900	Badminton or similar rackets, whether/ not strung	225	1 528	37 284	137 777
95066100	Lawn-tennis balls	8 846	60 939	78 660	533 233
95066200	Inflatable balls	52 537	196 063	335 849	1 802 113
95066900	Balls; (other than inflatable or for lawn-tennis, golf or table-tennis)	1 660	10 016	31 963	211 865
95067000	Ice skates & roller skates, incl skating boots with skates attached	-	86	-	1 913
95069100	Artic & equip for general physics exercise, gymnastics or athletics	2 692	31 960	5 254	682 518
95069910	Bows (including crossbows) and arrows	3	40	277	2 157
95069920	Nets, cricket pads and shin guards	2 042	95 895	48 300	434 953
95069930	Shuttlecocks	1 111	2 816	40 245	90 506
95069990	Articles & equipment for outdoor games, swimming pools and paddling tools	50 353	299 770	785 623	3 462 600
95071000	Fishing rods	22 747	110 267	2 768 829	14 028 827
95072000	Fish-hooks, whether/not snelled	19 920	93 392	1 343 808	6 250 916
95073000	Fishing reels	490	3 990	11 137	96 786
95079000	Fishing tackle n.e.c., butterfly nets, decoy birds (other than those of heading no. 9208 or 9705) and similar hunting or shooting requisites	21 412	139 531	594 182	3 947 204
96011090	Articles of ivory oth than cigarette cases, tobacco jars, and ornamen	691	796	5 219	6 447
96019011	Cigar or cigarette cases, tobacco jars; ornamental articles of mother-of-pearl or tortoise-shell	9 455	43 837	51 186	629 636
96019012	Pearl Nucleus	-	15	-	3 128
96019019	Oth article made of mother-of-pearl or tortoise-shell exclcigar/cigarette case, tobacco jar, ornamental&pearl nucleus	2 353	86 070	57 669	599 269
96019090	Bone, horn, antlers, coral, and articles made of them	-	21 022	-	285 101
96020010	Gelatin capsules for pharmaceutical products	53 889	262 426	1 422 981	6 843 480
96020020	Cigar/cigarette cases, tobacco jars & household ornamentalarticles	-	62 071	-	18 086
96020090	Oth worked veget/minerl carving material&articles of these materials	3 107	17 194	11 079	122 691
96031010	Brushes consisting of twig/oth vegetable materials bound together	127 412	538 339	45 655	230 436
96031020	Brooms consisting of twig/oth vegetable materials boundtogether	1 857 197	21 806 206	672 580	8 393 778
96032100	Tooth brushes, incl dental-plate brushes	36 027	257 813	439 334	2 941 055
96032900	Shaving brushes, hair brush, nail brush, eyelash & oth brush for use on the person	25 235	82 262	263 831	969 112
96033000	Artists' brushes, writing brush & similar brushes for the application of cosmetic	2	991	7	10 382
96034000	Paint, distemper, varnish/similar brushes oth than 9603.30; Paint pads & rollers	97 681	1 395 963	597 952	6 334 683
96035000	Brushes; constituting parts of machines, appliances or vehicles	30	526	2 420	17 110
96039010	Prepared knots and tufts for broom or brush making	170	40 788	34	165 917
96039020	Hand-operated mechanical floor sweepers, not motorised	84	546	87	221
96039040	Other brushes, other than tooth brush, hair brush, shavingbrush	49	273	570	4 451
96039090	Mops and feather dusters; squeegees (oth than rollersqueegees)	41 060	163 078	180 622	824 281
96040010	Hand sieves and hand riddles of metal	-	124	-	554
96040090	Hand sieves and hand riddles of other material	-	51	-	95
96050000	Travel sets for personal toilet, sewing or shoe or clothes cleaning	3	24 611	80	149 993
96061010	Press-fasteners, snap-fasteners and press-studs and part thereof of plastic	4	9	6	238

Tabel 3 : Ekspor Indonesia menurut Komoditi (Kode HS 8 digit)

Mei 2021

Kode H S	Uraian golongan barang	Berat bersih (Kg)		Nilai F.O.B. (U S \$)	
		Bulan ini	Kumulatif	Bulan ini	Kumulatif
(1)	(2)	(3)	(4)	(5)	(6)
96061090	Press-fasteners, snap-fasteners and press-studs and part thereof of other	33	11 490	323	155 142
96062100	Buttons of plastics, not covered with textile material	41	1 785	3 465	9 277
96062200	Buttons of base metal, not covered with textile material	2	24	10	10 499
96062900	Buttons; of other than base metal or plastics, not covered with textile material	172	41 169	13 778	417 907
96063010	Button moulds & other parts of buttons; button blanks, of plastic	491	3 465	7 297	47 732
96063090	Button moulds & other parts of buttons; button blanks, of other material	566	14 349	17 905	446 218
96071100	Slide fasteners fitted with chain scoops of base metal	2	280 436	241	587 934
96071900	Slide fasteners; other than those fitted with chain scoops of base metal	8 394	159 477	147 116	1 562 123
96072000	Parts of slide fasteners	885 335	6 403 683	6 157 454	41 236 900
96081010	Ball point pens of plastics	4 202	31 544	13 673	471 432
96081090	Ball point pens of other than plastics	14 584	108 771	229 587	2 684 381
96082000	Felt tipped & other porous-tipped pens and markers	48 029	256 919	420 061	2 298 941
96083020	Fountain pens	0	147	10	10 020
96083090	Oth fountain pens, stylograph pens and other pens	476	1 023	186 976	345 391
96084000	Propelling or sliding pencils	-	874	-	38 092
96085000	Sets of articles from two or more of the foregoing subheadings	24	370	5 343	8 226
96086010	Refills for ball point pens, comprising the ball point&ink- of plastics	11	57	796	12 312
96086090	Refills for ball point pens, comprising the ball point&ink-of other than plastics	208	1 887	8 294	81 804
96089190	Pen nibs and nib points of oth than gold and gold platedPen nibs and nib points of oth material	86	318	12 837	21 419
96089991	Parts of ball point pens of plastics	37	50	326	353
96089999	Penholders,pencil-holders&similar holder;parts of ball poin	19	196	149	4 446
96091010	Black pencils, with lead encased in a rigid sheath	264 832	598 494	1 821 556	4 713 588
96091090	Crayons & oth pencils with lead encased in a rigid sheath	244 024	1 156 005	2 335 626	11 385 497
96092000	Pencil leads, black or coloured	24 968	99 325	165 624	593 567
96099030	Pencils & crayons other than those of subheading 9609.10	-	6	-	25
96099091	Writing or drawing chalks	52 229	265 504	54 094	266 075
96099099	Pastels, drawing charcoals, tailors' cha and other pencils	357 476	3 071 852	829 306	6 030 101
96100010	School slates, with writing or drawing surfaces	-	48 910	-	104 752
96100090	Boards and oth slates, with writing or drawing surfaces	11 466	584 237	25 404	1 320 738
96110000	Date, seal/numbering stamps & the like,in the hand operatd;hand composing stick	42	180	49 397	54 343
96121010	Ribbons of textile fabric	88 197	423 920	1 601 087	9 313 977
96121090	Ribbons of other materials or similar ribbons	45	25 566	320	350 433
96122000	Ink-pads	-	1	-	0
96131010	Pocket lighters, gas fuelled, non- refillable of plastics	-	4 020	-	23 320
96131090	Pocket lighters, gas fuelled, non-refillable of other materials	16	18	116	413
96132090	Pocket lighters, gas fuelled, refillable of other materials	1	4	300	891
96138010	Piezo-electric lighters for stoves and ranges	47 009	344 457	248 503	1 802 485
96138090	Lighters; whether or not mechanical or electrical, n.e.c. in heading no. 9613	0	0	4	26
96139010	Refilled cartridge or oth receptaclespart of mechncl lighter,cont liquid fuel	-	230	-	20 900
96139090	Other parts of lighters	-	2	-	40
96140090	Smoking pipes and cigar or cigaretteholder and parts thereof	20	76	1 595	6 715
96151120	Combs, hair-slides and the like of hard rubbers	944	4 276	5 728	28 269
96151130	Combs, hair-slides and the like of plastics	227	1 212	392	14 183
96151900	Combs, hair-slides and the likeother than hard rubbers or plastics	283	3 360	1 258	21 172
96159012	Decorative hair pins of iron or steel	1	1	52	52
96159019	Other decorative hair pins	21	332	67	3 590
96159029	Other parts of combs, hair pins, and the like	26	106	383	411
96159092	Curling grips, hair-curlers and the like of iron or steel	-	142	-	824
96159099	Other curling grips, hair-curlers and the like	1	103	24	514
96161010	Scent sprays and similar toilet sprays	4 126	19 131	88 685	408 877

Tabel 3 : Ekspor Indonesia menurut Komoditi (Kode HS 8 digit)

Mei 2021

Kode H S	Uraian golongan barang	Berat bersih (Kg)		Nilai F.O.B. (U S \$)	
		Bulan ini	Kumulatif	Bulan ini	Kumulatif
(1)	(2)	(3)	(4)	(5)	(6)
96161020	Mounts and heads of scent sprays and similar toilet sprays	25 711	108 502	151 134	615 950
96162000	Powder-puffs & pads for the application of cosmetics or toilet preparations	3 737	4 442	22 291	31 118
96170010	Vacuum flasks and other vacuum vessels	6 550	15 811	10 075	48 493
96180000	Tailor' dummies, oth lay figure; automata & animated displ. shop window dressing	4 672	28 764	203 175	1 128 325
96190011	Disposable sanitary towel, tanpon, napkin with an absorbent core of textile	24 245	152 018	61 393	503 436
96190012	Sanitary towels and tampons of paper, paper pulp, cellulose wadding or webs of cellulose fibres	110 628	1 077 896	501 484	5 065 587
96190013	Baby napkins and pads for incontinence, of paper, paper pulp, cellulose wadding or webs of cellulose fibres	2 079 554	10 127 490	5 621 285	26 331 277
96190014	Other disposable articles made of paper, paper pulp, cellulose wadding or webs of cellulose fibres	16 124	121 487	54 134	384 330
96190019	Oth disposable sanitary towel, tampons, napkins and napkinsliners for babies	398 316	2 985 215	896 815	6 960 507
96190099	Oth sanitary towel, tampons, napkins, with an absorbent core of wad of oth material	64	26 371	14	107 525
96200010	Monopods, bipods, tripods and similar articles made of plastics	-	6 242	-	158 540
96200030	Monopods, bipods, tripods and similar articles made of iron and steel	3	16	40	155
96200040	Monopods, bipods, tripods and similar articles made of aluminium	-	1 872	-	41 655
96200090	Monopods, bipods, tripods and similar articles made of other material	8 000	8 342	24 000	49 711
97011000	Paintings, drawings and pastels, executed entirely by hand	8 530	49 099	438 197	1 298 262
97019000	Colleges & similar decorative plaques executed entirely by hand	12 257	49 805	72 269	558 265
97020000	Original engravings, prints & lithographs	11	11	494	494
97030000	Original sculptures and statuary, in any material.	42 789	283 428	59 075	353 432
97040000	Postage/revenue stamps, stamp postmark, first-day covers, stamped paper	15	531	180	7 554
99991000	Postal packages n.c.a.k	59 783	361 368	1 091 991	5 792 771
Total Ekspor		51 869 913 810	251 825 679 725	16 932 924 239	84 327 928 184

Sumber : dokumen PEB dan non PEB, diolah

Tabel 4. Ekspor Indonesia menurut Negara Tujuan

Mei 2021

Kode Negara	Negara Tujuan	Berat bersih / Net weight (Kg)		Nilai / Value F.O.B. (U S \$)	
		Bulan ini	Kumulatif	Bulan ini	Kumulatif
(1)	(2)	(3)	(4)	(5)	(6)
JP	JAPAN	2 200 488 008	14 168 298 716	1 110 459 650	6 581 163 243
HK	HONG KONG	662 783 338	2 049 936 771	153 182 574	649 537 499
KR	KOREA, REPUBLIC OF	1 612 242 348	10 518 679 876	522 477 424	3 045 949 326
TW	TAIWAN	2 229 313 257	8 349 928 182	522 824 787	2 200 988 836
CN	CHINA	21 615 658 970	95 106 226 872	3 756 208 634	18 072 198 485
MN	MONGOLIA	303 482	3 494 738	863 079	9 079 991
MO	MACAU	10 782	112 181	53 956	438 799
PG	PAPUA NEW GUINEA	10 816 557	83 508 985	14 445 149	72 124 754
TH	THAILAND	1 858 040 365	9 507 897 226	585 491 099	3 063 462 891
SG	SINGAPORE	1 594 439 177	8 301 930 637	893 197 514	4 516 304 767
PH	PHILIPPINES	3 189 456 495	13 807 225 573	617 374 160	3 150 740 493
MY	MALAYSIA	2 864 358 787	14 721 665 685	961 527 987	4 648 407 148
MM	MYANMAR	83 999 518	448 509 665	93 518 955	426 598 677
KH	CAMBODIA	267 454 371	1 245 622 615	45 551 954	242 740 511
BN	BRUNEI DARUSSALAM	102 458 099	650 476 906	11 999 260	73 881 318
LA	LAO PEOPLE'S DEM. REP.	60 216	484 088	442 019	2 862 112
NP	NEPAL	1 812 335	9 665 050	2 380 259	11 657 530
BT	BHUTAN	7 316	29 768	8 505	60 742
VN	VIET NAM	1 804 611 649	8 348 829 481	554 207 440	2 726 258 407
MV	MALDIVES	11 899 504	51 249 723	2 224 394	14 718 398
IN	INDIA	6 773 868 239	40 112 792 101	885 857 624	4 914 332 122
PK	PAKISTAN	574 387 861	2 517 027 321	354 047 964	1 343 930 280
BD	BANGLADESH	831 224 619	5 689 169 219	185 612 401	1 140 650 549
LK	SRI LANKA	63 843 537	516 850 036	34 770 771	185 553 272
AF	AFGHANISTAN	491 692	3 465 841	678 617	6 859 396
IQ	IRAQ	25 458 369	83 373 558	23 685 078	96 873 891
IR	IRAN (ISLAMIC REPUBLIC OF)	30 263 441	56 651 249	27 758 604	64 542 793
SA	SAUDI ARABIA	103 321 877	426 583 938	124 331 957	675 096 907
IL	ISRAEL	4 133 530	28 009 410	10 579 785	79 829 086
KW	KUWAIT	8 072 519	31 204 274	14 490 147	71 196 920
JO	JORDAN	5 373 545	39 538 259	17 444 636	69 754 590
LB	LEBANON	1 985 503	18 041 341	2 918 213	21 182 947
PS	PALESTINA	-	22 857	-	54 041
YE	YEMEN	4 008 764	36 624 317	5 569 847	48 744 012
OM	OMAN	10 047 894	61 291 250	13 578 689	81 452 072
SY	SYRIA ARAB REPUBLIC	214 617	3 884 035	307 432	8 314 942
TR	TURKEY	96 051 609	332 768 718	168 025 218	594 525 520
AE	UNITED ARAB EMIRATES	80 096 372	372 165 493	146 566 922	685 433 408
QA	QATAR	13 213 936	34 195 019	15 169 154	66 575 870
BH	BAHRAIN	917 279	9 364 101	2 528 393	19 108 843
CY	CYPRUS	1 297 630	3 877 166	1 468 930	4 785 231
EG	EGYPT	93 136 258	583 976 313	109 626 975	631 496 324
LY	LIBYAN ARAB JAMAHIRIYA	310 581	5 344 123	576 121	8 071 551
MA	MOROCCO	1 478 458	17 252 879	4 883 055	43 347 320
TN	TUNISIA	8 998 948	28 895 643	11 905 457	36 669 652
DZ	ALGERIA	11 980 848	87 845 134	13 995 624	95 797 717
SD	SUDAN	15 879 050	43 171 686	17 642 368	52 254 336
NA	NAMIBIA	26 003	206 234	121 500	383 819
ET	ETHIOPIA	4 200	7 776 240	9 870	9 072 765
TZ	TANZANIA, UNITED REP. OF	14 807 220	143 852 872	17 504 340	151 824 948
MG	MADAGASCAR	4 402 804	22 007 067	4 545 155	21 165 454
SO	SOMALIA	4 480 415	19 111 963	7 296 530	34 871 165
KE	KENYA	32 336 768	201 111 735	31 239 505	197 858 786
RE	REUNION	955 999	3 639 413	1 255 062	5 809 386
MZ	MOZAMBIQUE	10 658 628	78 777 332	10 135 222	27 979 714
BW	BOTSWANA	7 661	57 661	21 293	74 332
GQ	EQUATORIAL GUINEA	1 264 980	6 422 784	1 431 790	7 079 147
TG	TOGO	11 577 855	72 460 414	15 156 337	89 855 312
GH	GHANA	13 473 928	64 675 916	16 312 584	74 518 745
LR	LIBERIA	4 516 338	18 629 042	4 903 125	19 118 356
GN	GUINEA	1 551 407	47 387 064	1 781 656	50 399 774
AO	ANGOLA	15 571 504	58 229 578	13 558 561	50 279 095

Tabel 4. Ekspor Indonesia menurut Negara Tujuan

Mei 2021

Kode Negara	Negara Tujuan	Berat bersih / Net weight (Kg)		Nilai / Value F.O.B. (U S \$)	
		Bulan ini	Kumulatif	Bulan ini	Kumulatif
(1)	(2)	(3)	(4)	(5)	(6)
CG	CONGO	4 447 256	24 462 298	5 054 079	25 765 082
CM	CAMEROON	1 617 750	8 252 382	2 347 806	12 050 958
NG	NIGERIA	29 885 468	131 724 542	38 402 525	179 084 594
SL	SIERRA LEONE	83 542	2 166 286	228 503	3 598 605
GA	GABON	105 283	1 341 606	241 167	2 577 073
CI	COTE D'IVOIRE	5 798 250	84 187 927	7 311 665	42 571 760
SN	SENEGAL	10 742 860	32 459 984	12 118 694	61 590 320
MR	MAURITANIA	7 075 633	40 971 184	7 063 089	38 404 404
ML	MALI	294 307	2 023 028	819 682	3 135 253
BJ	BENIN	7 355 646	62 846 247	10 642 669	69 602 020
BF	BURKINA FASO	240 501	1 530 209	1 063 928	6 943 059
GW	GUINEA BISSAU	-	368 786	-	264 850
GM	GAMBIA	6 331 830	25 061 550	7 001 799	26 844 468
SC	SEYCHELLES	95 230	285 123	185 274	749 422
UG	UGANDA	484 088	1 139 662	472 465	2 265 735
CF	CENTRAL AFRICAN REPUBLIC	216 000	1 779 000	203 025	1 582 875
NE	NIGER	45 983	603 904	1 144 940	3 130 432
TD	CHAD	-	19 080	-	41 975
DJ	DJIBOUTI	43 151 449	144 003 247	45 665 604	150 427 342
SH	SAINT HELENA	-	39 575	-	34 299
ST	SAO TOME AND PRINCIPE	100 710	679 598	121 405	766 917
SZ	SWAZILAND	19 391	140 166	190 527	825 174
ZA	SOUTH AFRICA	71 233 922	285 962 175	102 947 062	387 521 462
ZW	ZIMBABWE	205 221	535 641	424 613	877 711
ZM	ZAMBIA	195 430	281 132	97 249	980 841
MW	MALAWI	1 121 767	4 718 182	829 272	3 337 523
KM	COMOROS	418 652	1 492 913	428 685	1 760 362
BI	BURUNDI	-	81 234	-	259 104
MU	MAURITIUS	47 146 997	154 943 358	5 156 500	25 678 118
RW	RWANDA	24 827	25 096	34 970	46 987
YT	MAYOTTE	81 154	911 009	128 153	928 569
CD	DEMOCRATIC REP. OF THE CONGO	8 654 967	10 663 554	8 273 201	11 974 234
AU	AUSTRALIA	236 177 393	1 307 200 809	307 981 599	1 373 990 533
NZ	NEW ZEALAND	380 549 899	1 355 532 254	56 189 517	269 304 492
FM	MICRONESIA, FED. STATES OF	38 370	364 212	122 969	570 019
GU	GUAM	36 564	287 500	49 654	258 097
PW	PALAU	2 853	65 665	11 209	82 947
NR	NAURU	12 000	73 844	25 607	105 142
NC	NEW CALEDONIA	222 947	1 765 779	473 390	3 557 422
MP	NORTHERN MARIANA ISLANDS	2 275	121 850	5 244	192 728
VC	SAINT VINCENT AND THE GRENADINES	37 816	99 091	62 291	95 826
VU	VANUATU	153 554	1 632 965	250 275	2 898 970
WF	WALLIS AND FUTUNA ISLANDS	10 140	17 200	46 391	72 395
AS	AMERICAN SAMOA	52 755	522 755	40 228	423 703
CK	COOK ISLANDS	-	110 282	-	206 709
FJ	FIJI	78 296 623	112 203 766	4 123 299	12 149 895
KI	KIRIBATI	247 638	1 287 451	236 181	1 702 114
MH	MARSHALL ISLANDS	36 377	378 530	129 178	897 257
WS	SAMOA	346 004	2 279 600	518 176	3 591 736
SB	SOLOMON ISLANDS	434 531	3 375 458	780 112	5 721 669
TO	TONGA	208 005	1 369 184	385 789	2 080 857
TV	TUVALU	-	28 367	-	40 392
TK	TOKELAU	-	8 029	-	24 654
TL	EAST TIMOR	28 648 924	147 078 542	13 548 796	81 322 406
US	UNITED STATES	595 982 744	2 665 533 269	1 761 365 198	9 395 220 001
CA	CANADA	27 104 556	120 425 688	71 336 657	390 774 931
MX	MEXICO	21 447 290	290 060 306	70 811 263	458 998 096
GT	GUATEMALA	1 511 765	11 834 702	5 194 550	25 061 274
HN	HONDURAS	1 971 258	12 266 847	7 020 927	32 302 648
NI	NICARAGUA	247 365	18 795 141	681 503	13 803 267
PA	PANAMA	1 141 553	5 749 783	5 900 415	25 337 064
CU	CUBA	2 698 058	9 820 553	2 205 933	7 976 040

Tabel 4. Ekspor Indonesia menurut Negara Tujuan

Mei 2021

Kode Negara	Negara Tujuan	Berat bersih / Net weight (Kg)		Nilai / Value F.O.B. (U S \$)	
		Bulan ini	Kumulatif	Bulan ini	Kumulatif
(1)	(2)	(3)	(4)	(5)	(6)
CW	CURACAO	9 800	9 800	30 380	30 380
SR	SURINAME	140 210	1 178 244	286 629	1 949 797
CL	CHILE	3 069 370	23 535 420	14 222 269	89 244 425
VE	VENEZUELA	1 052 545	5 292 249	1 602 654	7 647 893
AR	ARGENTINA	4 918 736	28 522 571	19 347 295	91 949 259
BR	BRAZIL	84 997 461	283 156 404	133 184 681	579 242 783
CO	COLOMBIA	16 138 810	103 708 762	24 498 291	124 795 588
BO	BOLIVIA	539 847	4 000 162	1 004 839	9 241 143
UY	URUGUAY	369 252	7 340 643	1 382 918	16 370 182
PY	PARAGUAY	192 082	1 257 988	2 746 038	7 095 244
EC	ECUADOR	5 657 193	35 883 711	10 565 208	36 329 558
PE	PERU	8 804 173	90 663 749	18 688 431	111 807 762
GY	GUYANA	115 017	826 729	319 528	1 477 107
TT	TRINIDAD AND TOBAGO	1 333 034	4 653 477	1 681 356	6 307 350
BS	BAHAMAS	18 746	83 086	148 816	340 535
JM	JAMAICA	640 766	3 702 685	1 237 541	5 859 403
PR	PUERTO RICO	427 900	4 901 709	1 723 968	15 932 151
BZ	BELIZE	54 738	195 683	52 328	523 199
DO	DOMINICAN REPUBLIC	2 076 892	7 767 416	4 296 618	17 576 550
SV	EL SALVADOR	585 800	14 780 474	1 368 365	12 811 965
CR	COSTA RICA	518 844	4 013 969	1 525 626	10 924 325
HT	HAITI	12 977 307	45 708 534	13 761 517	45 394 073
BB	BARBADOS	83 642	422 502	240 206	799 301
AG	ANTIGUA AND BARBUDA	-	102 621	-	652 155
AW	ARUBA	49 710	154 904	93 238	250 489
BM	BERMUDA	21 852	78 437	129 969	666 993
CV	CAPE VERDE	21 000	180 396	14 595	158 542
KY	CAYMAN ISLANDS	14 269	41 692	79 207	247 997
DM	DOMINICA	7 925	87 616	50 016	258 089
GF	FRENCH GUIANA	12 849	146 310	38 807	212 495
PF	FRENCH POLYNESIA	15 326 504	69 480 516	1 669 417	6 343 819
GL	GREENLAND	2 684	2 684	35 904	35 904
GD	GRENADA	-	241 696	-	292 356
MQ	MARTINIQUE	41 397	389 795	87 763	1 281 919
AN	NETHERLANDS ANTILLES	31 436	313 123	371 512	1 666 145
LC	SAINT LUCIA	56 742	161 016	91 242	441 132
TC	TURKS AND CAICOS ISLANDS	11	5 126	2 962	15 293
GP	GUADELOUPE	103 460	627 197	448 092	2 277 552
KN	SAINT KITTS AND NEVIS	10 545	19 035	77 204	159 570
VG	VIRGIN ISLANDS (BRITISH)	5 613	23 854	50 293	157 571
VI	U.S. VIRGIN ISLANDS	4 590	10 778	16 274	33 312
GB	UNITED KINGDOM	25 886 082	176 226 967	94 411 109	553 673 093
NL	NETHERLANDS	365 961 061	1 630 331 301	358 974 379	1 680 237 767
FR	FRANCE	32 887 742	135 464 440	80 312 226	422 929 534
DE	GERMANY, FED. REP. OF	48 982 115	267 472 334	207 394 153	1 164 614 008
AT	AUSTRIA	175 369	1 747 946	2 045 279	15 200 011
BE	BELGIUM	27 280 130	156 200 903	81 179 144	545 546 001
CH	SWITZERLAND	380 513	2 436 085	219 116 775	653 784 840
LU	LUXEMBOURG	1 028 213	9 007 546	1 779 244	15 727 169
GI	GIBRALTAR	288 808	556 154	96 106	185 877
MC	MONACO	4 187	9 658	140 713	236 862
DK	DENMARK	5 605 016	35 741 184	13 287 006	84 136 981
NO	NORWAY	1 257 019	6 781 508	4 154 864	23 637 370
SE	SWEDEN	8 169 943	42 185 504	17 510 923	92 648 201
FI	FINLAND	2 788 253	14 282 297	7 188 964	37 593 424
IE	IRELAND	3 224 208	11 472 525	8 585 369	33 199 250
IT	ITALY	164 454 380	598 308 977	243 583 305	898 332 507
ES	SPAIN	204 319 525	680 947 431	259 479 193	843 656 035
PT	PORTUGAL	2 161 279	30 100 956	7 168 746	52 984 997
IS	ICELAND	15 079	39 439	22 622	104 677
GR	GREECE	20 044 588	72 271 249	23 532 705	90 129 222
AD	ANDORRA	13	13	109	109

Tabel 4. Ekspor Indonesia menurut Negara Tujuan

Mei 2021

Kode Negara	Negara Tujuan	Berat bersih / Net weight (Kg)		Nilai / Value F.O.B. (U S \$)	
		Bulan ini	Kumulatif	Bulan ini	Kumulatif
(1)	(2)	(3)	(4)	(5)	(6)
LI	LIECHTENSTEIN	-	9	-	819
HU	HUNGARY	1 276 036	7 511 521	5 840 787	35 189 192
PL	POLAND	11 900 796	62 049 673	44 111 795	229 639 228
RO	ROMANIA	3 125 370	25 950 811	7 111 309	52 030 080
BG	BULGARIA	2 723 335	10 094 330	3 440 698	15 723 536
AL	ALBANIA	498 416	2 271 665	848 690	3 283 588
AM	ARMENIA	40 030	239 213	133 937	588 792
AZ	AZERBAIJAN	78 603	373 501	269 523	1 130 285
BY	BELARUS	19 908	65 422	40 592	280 109
KZ	KAZAKHSTAN	692 923	3 873 836	894 311	5 948 562
KG	KYRGYZSTAN	26 212	527 000	43 301	1 008 400
MD	MOLDOVA, REPUBLIC OF	3 011	39 639	13 302	272 449
TJ	TAJKISTAN	1 509	77 494	446 795	509 163
TM	TURKMENISTAN	-	243 135	-	436 801
UA	UKRAINE	31 869 437	152 979 460	37 537 993	166 696 375
UZ	UZBEKISTAN	449 238	2 944 402	529 800	7 118 611
LT	LITHUANIA	307 913	2 552 989	605 561	6 064 571
LV	LATVIA	4 026 620	16 877 878	5 295 613	27 022 772
EE	ESTONIA	12 229 871	81 229 201	17 209 643	105 924 312
GE	GEORGIA	12 064 471	43 807 485	26 606 788	87 713 279
HR	CROATIA	1 760 356	11 660 438	3 181 271	16 837 597
BA	BOSNIA AND HERZEGOVINA	-	41 037	-	315 927
MT	MALTA	177 957	6 852 722	249 556	5 543 293
SK	SLOVAKIA	133 119	715 847	1 838 024	10 688 951
SI	SLOVENIA	4 074 402	19 056 354	9 415 343	40 415 918
CZ	CZECH REPUBLIC	778 578	5 336 679	6 229 543	37 584 152
MK	REP. OF MACEDONIA	49 145	622 061	311 649	1 034 403
RU	RUSSIA FEDERATION	94 806 854	392 368 612	135 936 999	574 664 856
RS	SERBIA	373 413	1 508 594	1 194 783	4 696 479
ME	MONTENEGRO	379 381	1 059 104	625 494	1 923 311
TOTAL EKSPOR		51 869 913 810	251 825 679 725	16 932 924 239	84 327 928 184

Sumber : dokumen PEB dan non PEB, diolah

Tabel 5 : Ekspor Indonesia menurut Provinsi dan Pelabuhan muat

Mei 2021

Pelabuhan	Pelabuhan Muat	Berat bersih / Net weight (Kg)		Nilai / Value F.O.B. (U S \$)	
		Bulan ini	Kumulatif	Bulan ini	Kumulatif
(1)	(2)	(3)	(4)	(5)	(6)
ACEH		459 073 959	4 056 901 815	12 882 961	113 718 510
IDLSW	LHOK SEUMAWE	-	31 969 502	-	11 721 834
IDMEQ	MEULABOH	449 227 000	4 014 992 000	11 792 946	100 489 572
IDKRU	KRUJENG R. MALAHAYATI	-	56 025	-	375 368
IDKLS	KUALA LANGSA	9 846 959	9 884 288	1 090 015	1 131 736
SUMATERA UTARA		772 186 163	3 704 556 724	913 856 725	4 497 023 873
IDKNO	KUALA NAMU INTERNATIONAL AIRPORT (U)	18 063	122 603	1 212 524	6 307 025
IDPSU	PANGKALAN SUSU	-	33 000	-	231 000
IDBLW	BELAWAN	661 291 192	3 102 170 677	787 506 803	3 883 634 569
IDTJB	TANJUNG BALAI ASAHAN	1 996 415	12 912 755	1 427 046	8 649 260
IDTBR	TANJUNG BERINGIN	513 020	513 020	1 079 047	1 079 047
IDSLG	SIBOLGA	-	4 159 415	-	3 089 617
IDPTE	PULAU TELLO	-	4 000	-	40 000
IDKTJ	KUALA TANJUNG	108 367 474	584 641 255	122 631 305	593 993 354
SUMATERA BARAT		421 930 544	2 237 312 198	229 144 730	1 060 750 481
IDTBY	PADANG/TL.BAYUR	421 843 101	2 236 802 262	229 019 372	1 059 501 050
IDPDG	PADANG / TABING (U)	87 443	509 936	125 358	1 249 431
RIAU		2 250 932 314	10 925 251 266	1 783 472 835	7 825 653 121
IDLAT	LALANG TERMINAL, ST	17 335 000	55 977 000	8 407 503	24 132 368
IDBAG	BAGAN SIAPI-API	25 430	77 430	18 319	56 572
IDPAI	PANIPAHAN	213 390	1 321 890	156 283	994 313
IDDUM	DUMAI	1 712 988 127	7 963 627 223	1 437 616 971	6 136 644 118
IDTMD	TANJUNG MEDANG	164 300	2 596 020	29 089	357 557
IDSEQ	SUNGAI PAKNING	77 000 000	477 234 000	36 935 650	220 659 004
IDBLS	BENGKALIS	139 000	812 000	13 316	169 810
IDSPA	SELAT PANJANG	2 449 220	16 187 470	420 016	2 839 788
IDSSI	SIK SRI INDRAPURA	19 801 784	199 408 212	2 104 979	20 655 748
IDPEK	PEKANBARU (RUMBAI)	8 576 576	8 576 576	797 622	797 622
IDSUQ	SUNGAI GUNTUNG	16 918 543	107 530 837	17 890 970	110 975 976
IDKGD	KUALA GAUNG	7 285 500	45 647 520	1 681 280	10 301 012
IDTEM	TEMBILAHAN	2 818 000	12 979 000	615 250	2 860 561
IDKEN	KUALA ENOK	2 999 811	25 014 796	1 559 902	15 522 028
IDKID	PULAU KIJANG	-	1 495 153	-	3 357 308
IDPAK	PEKAN BARU	140 498	1 420 506	107 396	1 099 468
IDBUN	BUATAN	242 690 593	1 239 637 592	161 911 720	714 095 814
IDPWG	PERAWANG, SUMATRA	139 386 541	765 708 040	113 206 569	560 134 053
JAMBI		295 028 879	1 202 471 090	75 989 758	359 888 079
IDKTK	KUALA TUNGKAL	71 634 200	280 837 419	11 482 633	54 297 351
IDMSA	MUARA SABAK	162 798 776	604 326 379	11 307 429	45 598 013
IDDJM	JAMBI	60 595 903	317 307 292	53 199 696	259 992 716

Tabel 5 : Ekspor Indonesia menurut Provinsi dan Pelabuhan muat

Mei 2021

Pelabuhan	Pelabuhan Muat	Berat bersih / Net weight (Kg)		Nilai / Value F.O.B. (U S \$)	
		Bulan ini	Kumulatif	Bulan ini	Kumulatif
(1)	(2)	(3)	(4)	(5)	(6)
SUMATERA SELATAN		1 731 255 281	9 922 956 875	307 481 911	1 620 434 711
IDPLS	PALEMBANG-KERTAPATI	104 427 000	379 184 678	6 379 258	21 100 792
IDPLA	PALEMBANG - PLAJU	35 902 502	159 648 461	14 676 709	54 718 079
IDMRI	MUSI RIVER/BOOM BARU	1 590 925 779	9 384 123 736	286 425 944	1 544 615 840
BENGKULU		197 294 067	1 010 351 239	9 524 883	49 586 549
IDPBA	PULAU BAAI	197 294 067	1 010 351 239	9 524 883	49 586 549
LAMPUNG		916 730 383	3 910 931 973	301 503 854	1 449 718 407
IDTRH	TARAHAN	691 743 478	2 492 117 238	194 438 934	683 226 713
IDPJG	PANJANG	224 986 905	1 418 814 735	107 064 920	766 491 693
KEPULAUAN BANGKA BELITUNG		47 865 876	198 591 901	189 666 503	785 754 658
IDBLT	BELITUNG	8 016 900	34 132 500	330 018	1 278 888
IDMUO	MUNTOK	1 400 000	7 775 000	43 812 775	205 673 825
IDPGX	PANGKAL BALAM	4 100 718	20 920 391	113 432 098	464 817 824
IDTPD	TANJUNG PANDAN	1 000 000	8 593 900	116 000	1 144 200
IDMAN	MANGGAR-BELITUNG	33 348 258	127 170 110	31 975 612	112 839 921
KEPULAUAN RIAU		1 973 887 015	10 714 781 614	1 289 462 544	6 355 923 786
IDLBM	LOBAM	3 750 551	8 406 069	33 888 988	101 195 361
IDTBK	TANJUNG BALAI KARIMUN	920 791 245	5 571 297 979	153 859 727	1 095 545 417
IDPSS	PULAU SAMBU	-	455 836 500	-	161 337 230
IDTPN	TANJUNG PINANG	-	27 000	-	368 093
IDTER	TEREMPA	311 124 644	1 574 242 622	131 102 963	605 380 729
IDTBT	TANJUNG BATU, RIAU	577 550	3 411 550	500 050	2 812 484
IDBPD	BELAKANG PADANG	219 013 443	692 219 027	105 041 610	278 691 800
IDBTU	BATU AMPAR	114 276 921	566 301 472	527 009 972	2 476 718 873
IDDAS	SINGKEP - DABO	167 100 010	682 635 010	3 478 905	12 057 900
IDTNJ	KIJANG	3 327 951	16 829 192	7 481 155	35 615 016
IDPAS	PASIR PANJANG	67 501 000	342 601 000	434 322	2 202 689
IDSKP	SEKUPANG	14 025 880	67 238 513	171 047 100	883 775 821
IDKAB	KABIL/PANAU	109 313 748	546 244 483	133 827 996	618 464 563
IDUNA	UDANG NATUNA	43 083 329	187 488 867	21 347 438	79 357 435
IDBTH	HANG NADIM (U)	744	2 329	442 317	2 400 375
DKI JAKARTA		1 226 980 125	7 015 268 481	4 370 470 419	25 258 222 706
IDTPP	TANJUNG PRIOK	1 215 611 421	6 947 983 850	3 664 319 284	21 739 746 999
IDJKT	JAKARTA / PASAR IKAN	3 000	4 133	54 750	70 631
IDCGK	SOEKARNO-HATTA (U)	11 365 703	67 272 499	706 096 385	3 518 385 075
IDHLP	HALIM PERDANA KUSUMA (U)	-	8 000	-	20 000
JAWA BARAT		33 167 226	163 319 371	13 977 664	75 020 626
IDBDO	HUSEIN SASTRANEGARA (U)	-	16 000	-	24 100 000
IDBLG	BALONGAN	33 167 226	161 533 371	13 977 664	50 642 736
IDPNN	PAMANUKAN, JAVA	-	1 770 000	-	277 890

Tabel 5 : Ekspor Indonesia menurut Provinsi dan Pelabuhan muat

Mei 2021

Pelabuhan	Pelabuhan Muat	Berat bersih / Net weight (Kg)		Nilai / Value F.O.B. (U S \$)	
		Bulan ini	Kumulatif	Bulan ini	Kumulatif
(1)	(2)	(3)	(4)	(5)	(6)
JAWA TENGAH		291 149 997	1 756 267 955	505 611 777	3 146 831 412
IDTES	TANJUNG EMAS	157 755 156	1 010 863 736	473 067 290	2 968 840 830
IDCXP	CILACAP	133 394 517	745 384 796	32 542 024	177 841 583
IDSRG	ACHMAD YANI (U)	324	18 395	2 463	147 651
IDSOC	SOLO/JEBRES/ADI SUMARMO (U)	-	1 029	-	1 349
DI YOGYAKARTA		67 529	311 924	1 671 390	6 984 358
IDYIA	YOGYAKARTA INTERNATIONAL AIRPORT(U)	67 529	311 924	1 671 390	6 984 358
JAWA TIMUR		1 251 253 343	7 462 876 596	1 680 369 112	8 860 183 546
IDTUB	TUBAN	344 432 121	2 587 747 320	118 845 663	774 803 645
IDGRE	GRESIK	180 996 090	962 766 772	112 342 285	578 256 828
IDTPE	TANJUNG PERAK	725 212 580	3 838 000 120	1 366 207 934	7 216 795 425
IDPRO	PROBOLINGGO	-	2 300 000	-	104 558
IDKLG	KALIANGET	-	68 553 520	-	35 073 200
IDSUB	JUANDA (U)-SURABAYA	612 552	3 508 864	82 973 230	255 149 890
BANTEN		570 262 624	3 317 998 500	198 275 257	856 852 653
IDCIW	CIWANDAN	7 994 985	146 448 174	6 344 392	77 964 102
IDMRK	MERAK	359 570 587	2 233 551 847	36 787 496	207 998 359
IDTLN	TANJUNG LENENG	55 381 159	338 440 980	47 883 793	233 371 052
IDCGD	CIGADING	147 315 893	599 557 499	107 259 577	337 519 141
BALI		93 610	874 933	1 266 977	11 165 936
IDBOA	BENOA/LOLOAN	-	3 500	-	41 800
IDCBW	CELUKAN BAWANG	-	48 000	-	317 000
IDDPS	NGURAH RAI (U)	93 610	823 433	1 266 977	10 807 136
NUSA TENGGARA BARAT		22 222 176	176 760 944	43 203 385	350 887 482
IDBEN	BENETE	22 222 116	176 756 040	42 551 470	349 545 788
IDLOP	BANDARA UDARA INTERNASIONAL (LOMBOK)	60	4 904	651 916	1 341 694
NUSA TENGGARA TIMUR		5 136 726	13 190 543	1 207 897	4 421 461
IDABU	ATAMBUA (U)	-	227 671	-	127 291
IDATA	ATAPUPU	4 989 967	12 677 794	1 119 258	4 123 224
IDTEN	TENAU	146 759	285 078	88 639	170 947
KALIMANTAN BARAT		1 424 905 529	6 244 559 307	112 601 357	634 607 781
IDPON	PONTIANAK	790 418 614	2 899 764 637	72 367 089	341 648 755
IDTMO	TELOK MELANO	284 185 704	1 041 846 801	9 940 970	38 050 247
IDKDW	KENDAWANGAN	350 077 609	2 228 531 107	28 456 045	180 456 018
IDPNK	SUPADIO (U)	31 000	73 869 648	46 500	69 756 498
IDSTT	SINTETE	-	1 284	-	21 332
IDJBB	JAGOIBABANG	192 603	545 830	1 790 753	4 674 932

Tabel 5 : Ekspor Indonesia menurut Provinsi dan Pelabuhan muat

Mei 2021

Pelabuhan	Pelabuhan Muat	Berat bersih / Net weight (Kg)		Nilai / Value F.O.B. (U S \$)	
		Bulan ini	Kumulatif	Bulan ini	Kumulatif
(1)	(2)	(3)	(4)	(5)	(6)
KALIMANTAN TENGAH		174 726 022	858 256 283	62 228 694	293 784 923
IDPKN	PANGKALAN BUN	4 497 865	20 222 937	3 832 299	17 322 291
IDKUM	KUMAI	138 455 819	641 356 360	55 588 352	246 178 349
IDSQM	SAMPIT	12 849 815	81 902 124	1 883 651	23 788 167
IDKKP	KUALA KAPUAS	-	10 676 441	-	1 014 262
IDPPS	PULANG PISAU	18 922 523	104 098 421	924 392	5 481 853
KALIMANTAN SELATAN		12 548 252 351	56 189 077 020	821 194 863	3 318 307 416
IDKBU	KOTABARU (U)	-	216 614 000	-	6 649 666
IDNPL	NORTH PULAU LAUT	241 055 000	1 303 146 000	18 555 420	89 211 684
IDSTU	SATUI	3 504 170 000	17 169 585 000	212 167 392	818 132 859
IDTAR	TARJUN	89 535 049	439 071 513	47 550 577	244 440 122
IDPUT	PULAU LAUT	195 734 137	724 254 844	54 628 066	240 147 478
IDBAN	BANJARMASIN	6 505 854 165	30 034 036 663	413 923 536	1 664 652 992
IDKTB	KOTABARU	1 464 198 000	3 798 009 000	48 168 840	146 369 016
IDASA	ASAM ASAM	547 706 000	2 504 360 000	26 201 032	108 703 598
KALIMANTAN TIMUR		21 284 596 240	101 782 168 169	1 767 584 913	7 318 596 175
IDTBA	TANJUNG BARA, KL	4 165 766 000	20 372 098 000	277 693 126	1 278 680 246
IDBPP	BALIKPAPAN	2 810 964 559	14 222 269 306	456 546 089	1 762 295 599
IDSRD	SAMARINDA	7 254 636 560	33 288 588 143	438 803 837	1 783 122 774
IDTRD	TANJUNG REDEP	2 114 600 000	11 913 380 800	143 462 041	707 462 738
IDBPN	SEPINGGAN (U)	6 119	51 302	44 470	551 093
IDBTG	BONTANG	1 506 094 002	5 999 105 617	294 602 839	1 110 821 176
IDADB	ADANG BAY	1 958 414 000	9 929 749 000	101 556 789	473 455 577
IDSKI	SANGKULIRANG	1 474 115 000	6 056 926 000	54 875 723	202 206 972
KALIMANTAN UTARA		1 701 118 861	7 976 883 647	111 410 807	483 932 419
IDTJS	TANJUNG SELOR	158 310 000	992 368 000	3 637 095	26 586 648
IDLIN	LINGKAS TARAKAN	1 434 069 104	6 082 281 128	97 713 735	382 260 219
IDNNX	NUNUKAN	2 539 757	246 571 519	7 828 061	63 016 020
IDBYQ	BUNYU	106 200 000	655 663 000	2 231 916	12 069 532
SULAWESI UTARA		176 225 330	633 089 483	108 951 770	307 589 516
IDAMU	AMURANG	26 515 867	97 497 599	22 555 288	87 752 397
IDBIT	BITUNG	62 193 869	216 282 933	81 952 175	202 793 085
IDPET	PETTA	24 572	122 599	283 150	1 427 675
IDMDC	SAM RATULANGI (U)	44 531	294 861	898 650	3 278 644
IDLUK	LABUHAN UKI	87 446 491	318 891 491	3 262 507	12 337 715
SULAWESI TENGAH		935 778 631	4 319 609 399	995 773 884	4 310 543 264
IDLUW	LUWUK	216 997 177	1 260 236 658	90 464 331	455 473 440
IDKLD	KOLONEDALE	663 582 424	2 789 426 898	845 561 029	3 587 309 351
IDPAT	PANTOLOAN	55 199 030	269 945 843	59 748 524	267 760 474

Tabel 5 : Ekspor Indonesia menurut Provinsi dan Pelabuhan muat

Mei 2021

Pelabuhan	Pelabuhan Muat	Berat bersih / Net weight (Kg)		Nilai / Value F.O.B. (U S \$)	
		Bulan ini	Kumulatif	Bulan ini	Kumulatif
(1)	(2)	(3)	(4)	(5)	(6)
SULAWESI SELATAN		285 130 049	1 298 155 852	106 993 296	511 980 525
IDMAK	MAKASSAR	25 603 773	123 504 046	22 634 415	112 512 347
IDPAP	PARE-PARE	54 500 079	221 174 248	1 635 002	6 335 125
IDUJU	UJUNG Pandang	16 624	3 015 678	228 213	4 723 105
IDPPO	PALOPO	-	3 332 121	-	3 724 107
IDMLI	MALILI, SULAWESI	7 244 239	32 392 434	75 283 926	351 940 950
IDBKI	BIRING KASSI	197 662 981	914 185 919	6 629 894	29 615 510
IDUPG	HASANUDDIN (U)	102 353	551 405	581 845	3 129 380
SULAWESI TENGGARA		109 482 043	794 733 684	176 192 804	1 295 322 985
IDKDR	KENDARI	106 050 869	780 705 522	166 867 737	1 254 964 018
IDPUM	POMALAA	3 431 174	14 022 082	9 325 067	40 340 631
IDKDI	WOLTER MONGINSIDI (U)	-	6 080	-	18 336
GORONTALO		11 861 682	18 261 682	1 838 561	3 118 561
IDGOR	GORONTALO	11 861 682	18 261 682	1 838 561	3 118 561
MALUKU		19 700	50 480	402 082	869 870
IDAMB	AMBON	12 000	35 380	322 852	717 690
IDLUV	TUAL	7 700	15 100	79 230	152 180
MALUKU UTARA		194 694 139	830 109 857	263 076 675	1 125 095 694
IDOBI	OBI ISLAND	139 114 139	578 859 857	255 869 061	1 097 425 165
IDTAX	TALIABU	55 580 000	251 250 000	7 207 614	27 670 528
PAPUA BARAT		398 189 933	2 491 796 707	138 405 605	765 994 098
IDMKW	MANOKWARI	46 800 000	153 871 065	1 474 200	11 004 394
IDNTI	BINTUNI, IRIAN JAYA	351 389 933	2 337 925 642	136 931 405	754 989 703
PAPUA		158 415 463	597 952 211	337 228 345	1 269 162 602
IDJYP	JAYAPURA	-	359	-	14 123
IDZRI	SERUI	17 862 303	48 715 192	17 239 358	41 378 659
IDTIM	AMAMAPARE	133 200 300	535 508 342	313 150 827	1 216 564 472
IDBXD	BADE, IRIAN JAYA	7 352 860	13 728 318	6 838 160	11 205 349
TOTAL EKSPOR		51 869 913 810	251 825 679 725	16 932 924 239	84 327 928 184

Sumber : dokumen PEB dan non PEB, diolah

DATA

MENCERDASKAN BANGSA

<https://www.bps.go.id>



BADAN PUSAT STATISTIK

Jl. dr. Sutomo No. 6-8 Jakarta 10710
Telp : (021) 3841195, 3842508, 3810291-4, Fax : (021) 3857046
Homepage : <http://www.bps.go.id> E-mail : bpsHQ@bps.go.id

ISSN 2745-3987



9 772745 398704