



Katalog BPS: 8202006

**BULETIN**

**STATISTIK PERDAGANGAN LUAR NEGERI**  
*FOREIGN TRADE STATISTICAL BULLETIN*

**IMPOR / IMPORTS**

Februari  
*February* **2011**



**BULETIN**

**STATISTIK PERDAGANGAN LUAR NEGERI**

***FOREIGN TRADE STATISTICAL BULLETIN***

# **IMPOR / IMPORTS**

**Februari**  
***February* 2011**



**Buletin**  
**STATISTIK PERDAGANGAN LUAR NEGERI**  
**FOREIGN TRADE STATISTICAL BULLETIN**  
**IMPOR/IMPORTS**

**Februari/February 2011**

**No. Publikasi / Publication Number : 06120.1105**

**No. ISSN / ISSN : 0126-3668**

**Katalog BPS / BPS Catalogue : 8202006**

**Ukuran Buku / Book Size : 21 Cm x 28 Cm**

**Jumlah Halaman / Number of pages : 180 halaman/pages**

**Naskah / Manuscript :**

**Subdirektorat Statistik Impor**

*Subdirectorate of Import Statistics*

**Gambar Kulit / Cover Design :**

**Subdirektorat Publikasi dan Kompilasi Statistik**

*Subdirectorate of Statistical Publication and Compilation*

**Diterbitkan oleh / Published by :**

**Badan Pusat Statistik, Jakarta-Indonesia**

*BPS - Statistics Indonesia*

**Dicetak oleh / Printed by :**

**Boleh dikutip dengan menyebut sumbernya**

*May be cited with reference to the source*

## KATA PENGANTAR

Publikasi Statistik Impor Februari 2011 merupakan kelanjutan dari publikasi sebelumnya yang diterbitkan secara bulanan oleh Badan Pusat Statistik Republik Indonesia (BPS-RI). Data yang disajikan dalam publikasi ini, mencakup :

- A. Impor menurut Golongan Barang HS, Golongan Barang SITC, Komoditi (HS), Negara Asal, Pelabuhan Impor, Negara Asal dan Lima Golongan Barang Utama SITC 3 digit, Komoditi tertentu dan Negara Asal Utama
- B. Impor Kawasan Berikat menurut Golongan Barang HS 2 digit, Golongan Barang SITC, Negara Asal, Provinsi dan Pelabuhan Impor

Ucapan terima kasih dan penghargaan yang setinggi-tingginya disampaikan kepada Direktorat Jenderal Bea dan Cukai, Kementerian Keuangan dan Bank Indonesia yang telah secara teratur dan berkesinambungan mengirimkan dokumen PIB, serta PT. Pertamina yang telah memberikan data impor minyak dan gas secara rutin. Selanjutnya, kepada semua pihak yang juga telah membantu BPS-RI sehingga memungkinkan diterbitkannya publikasi ini diucapkan terima kasih.

Akhirnya, kami mengharapkan semoga publikasi ini bermanfaat bagi pengguna data.

Jakarta, Mei 2011  
Badan Pusat Statistik  
Kepala,



**Dr. RUSMAN HERIAWAN**  
**NIP. 195111041974031001**

## FOREWORD

The monthly publication of import statistics, is a sequential issue from the preceding publication which developed by The BPS-Statistics of the Republic of Indonesia. This Publication covered:

- A. Import by HS Commodity Groups, SITC Commodity Groups, Commodity (HS), Country of Origin, Port of Importation, Country of Origin and Five Major SITC Commodity Group, Certain Commodities import by Main Country of Origin
- B. Bonded Zone import by Commodity 2 Digits HS, by SITC Commodity Group, Country of Origin, by Province and port of Importation

Deeply gratitude and the highest appreciation are due to the Directorate General of Custom, Ministry of Finance and Bank of Indonesia of their contribution of regularly in sending documents, and also to PT. Pertamina for the best cooperation in supporting data of oil and gas so that BPS published this edition successfully.

Finally, it is hoped that this publication would be useful for users.

Jakarta, May 2011  
BPS-Statistics Indonesia



**Dr. RUSMAN HERIAWAN**  
Director General

# PENJELASAN

## 1. DAERAH PENCATATAN

Daerah pencatatan statistik dalam publikasi ini meliputi seluruh wilayah Republik Indonesia.

## 2. SUMBER DOKUMEN

Statistik dikumpulkan berdasarkan dokumen impor (Pemberitahuan Impor Barang (PIB - BC 2.0) dan Pemberitahuan Pengangkutan Barang Impor (PPBI – BC 2.3) yang diisi oleh importir. Dokumen PIB - BC 2.0 dan PPBI - BC 2.3 diterima dari Bea dan Cukai dan berlaku sejak April 1997 berdasarkan Surat Keputusan Menteri Keuangan nomor 101/KMK.05/1997 tanggal 10 Maret 1997.

## 3. SISTEM PERDAGANGAN

Sistem pencatatan Statistik Perdagangan Luar Negeri mempergunakan Sistem Perdagangan Umum (*the General Trade System*) atau dengan Sistem Perdagangan Khusus (*the Special Trade System*). Dalam Sistem Perdagangan Umum, Kawasan Berikat dianggap sebagai "dalam negeri", sedangkan dalam Sistem Perdagangan Khusus, dianggap sebagai "luar negeri". Sejak Januari 2008, sistem pencatatan Statistik Impor menggunakan Sistem Perdagangan Umum.

## 4. RUANG LINGKUP

Pencatatan Statistik Impor meliputi seluruh barang-barang yang masuk ke wilayah Indonesia.

## 5. KASUS KHUSUS

Sebagian impor kapal laut dan pesawat beserta suku cadangnya termasuk dalam Statistik Impor.

Barang-barang luar negeri yang diolah atau diperbaiki didalam negeri tetap dicatat sebagai barang impor, meskipun setelah barang tersebut selesai diproses akan kembali ke luar negeri (*re-ekspor*).

Barang-barang di bawah ini tidak termasuk di dalam Statistik Impor:

- a. Pakaian dan barang-barang perhiasan penumpang.
- b. Barang-barang penumpang untuk dipakai sendiri, kecuali lemari es, pesawat TV dan sebagainya.
- c. Barang-barang yang diimpor untuk keperluan perwakilan (kedutaan) suatu negara.
- d. Barang-barang untuk ekspedisi dan ekshibisi/pameran.
- e. Sebagian barang-barang yang langsung diimpor oleh angkatan bersenjata.
- f. Pembungkus/peti kemas.
- g. Uang dan surat-surat berharga.
- h. Barang-barang sebagai contoh.

## **6. SISTEM PENGOLAHAN**

Data dalam publikasi ini mencakup dokumen PIB selama Februari 2010 yang diterima oleh Badan Pusat Statistik sampai akhir Maret 2011. Sistem pengolahan menggunakan *Carry Over*. Dengan metode ini dokumen-dokumen dari Bea dan Cukai ditunggu selama satu bulan setelah bulan berjalan. Dokumen-dokumen yang datang terlambat akan dimasukkan dalam bulan pengolahan berikutnya.

## **7. KLASIFIKASI JENIS BARANG**

Penggolongan barang yang digunakan di dalam statistik impor adalah klasifikasi Barang Impor yang berdasarkan pada Buku Tarif Bea Masuk Indonesia 2007 (BTBMI 2007) yang mengacu pada amandemen keempat dari World Customs Organization (WCO) sebagai lembaga Internasional yang menyusun klasifikasi Harmonized System (HS). Disamping menggunakan HS sebagai klasifikasi jenis barang, juga digunakan Standard International Trade Classification (SITC) Revisi 4.

## **8. PERIODE REFERENSI**

Periode penentuan impor adalah tanggal penyelesaian dokumen oleh pejabat-pejabat Bea dan Cukai yang terdapat dalam dokumen impor.

## **9. NILAI BARANG**

Nilai barang dinyatakan dalam nilai CIF (US\$) dan nilai Kurs Februari 2011 yang digunakan adalah US\$ 1 = Rp.8.929,-

## **10. SATUAN BARANG**

Berat barang impor adalah berat bersih dan dinyatakan dalam Kg.

## **11. NEGARA ASAL**

Negara asal adalah negara dimana barang-barang tersebut dihasilkan yang dokumennya setelah diperiksa oleh pejabat Bea dan Cukai dan dinyatakan sesuai dengan peraturan yang berlaku.

# EXPLANATORY NOTES

## 1. AREA RECORDINGS

The statistical recording area in this publication covers the entire territory of the Republic of Indonesia.

## 2. SOURCE OF DOCUMENTS

Statistics are compiled based on Import Declaration Form (Pemberitahuan Impor Barang (PIB-BC 2.0) or Pemberitahuan Pengangkutan Barang Impor (PPBI-BC 2.3)) of Import documents that are filled by importers. The PIB documents received from Customs and Excise, prevailing on April 1, 1997, based on Minister of Finance Decree No. 101/KMK.05/1997, March 10, 1997.

## 3. TRADE SYSTEM

The systems of recording Foreign Trade Statistics apply the General Trade System or the Special Trade System. In the General Trade System, the Bonded Zone is regarded as "*Domestic*", while in the Special Trade System; the Bonded Zone is regarded as "*Abroad*". Since January 2008, the systems of recording import Statistics have applied the General Trade System.

## 4. COVERAGE

The recording Import Statistics covers all goods entering the Indonesian territory.

## 5. PARTICULAR CASES

5.1 Part of importation of sea vessels and airplanes and their spare parts are included in the Import Statistics.

5.2 Overseas goods which are processed or modified in Indonesian Country are recorded as importation, although after the goods finish process will return to abroad (re-exports).

5.3 The goods here under are not included in the Import Statistics:

- a. Clothes and jewelry of passengers.
- b. Luggage of passengers of own use, except refrigerators, television sets, etc.
- c. Goods imported for the use of foreign countries representations (embassies).
- d. Goods for expeditions and exhibition shows.
- e. A part of the goods directly imported by armed forces.
- f. Packing's containers to be refilled.
- g. Bank notes and securities.
- h. Sample goods.



## **6. PROCESSING SYSTEM**

The data in this publication covers documents of February 2011 were received by the BPS to the end of March, 2011. The documents are processed using a carry over system. The deadline for the acceptance of documents of a certain month is one month after the reference period, which means the end of the following month. The documents accepted after the deadline is considered as the document of the following month.

## **7. COMMODITY CLASSIFICATION**

The classification of goods in this publication applies the 2007 Indonesia's Tariff Classification, based on fourth amendment from World Customs Organization (WCO) as an International Organization who arranged the Classification of Harmonized System (HS). Besides applying the HS, the Standard International Trade Classification (SITC) Revised 4 is also applied in the classification of goods.

## **8. REFERENCE PERIOD**

The period of import determination is the date of settlement/completion by the Customs and Excise Officials as stated in the Import documents.

## **9. COMMODITY VALUATION**

The values recorded, are the CIF value (US\$). The exchange rate use for February 2011, US\$ 1 = Rp.8.929,-

## **10. UNIT OF COMMODITY**

The net weight imported of goods are present to Kg.

## **11. COUNTRY OF ORIGIN**

Country of origin is the country in which the goods have been produced, after being verified by Customs and Excise Officials, pursuant to the prevailing regulations

## DAFTAR ISI/CONTENTS

	Halaman/Page
KATA PENGANTAR/FOREWORD .....	iii-iv
PENJELASAN/EXPLANATORY NOTES .....	v-viii
DAFTAR ISI/CONTENTS .....	ix
RINGKASAN/SUMMARY .....	xi-xix
Tabel/Table I-1. Import Menurut Golongan Barang HS/ <i>Import by HS Commodity Groups</i>	
Menurut 21 Golongan Barang HS/ <i>By 21 HS Commodity Groups</i> .....	1
Menurut Golongan Barang 2 Dijit HS/ <i>By Commodity Groups 2 Digit</i>	
<i>Code HS</i> .....	2
Menurut 40 Golongan Barang HS Terbesar/ <i>By 40 Biggest</i>	
<i>Commodities 10 Digit HS Code</i> .....	3
Tabel/Table I-2. Impor Menurut Golongan Barang SITC/ <i>Import by SITC Commodity</i>	
<i>Groups</i> .....	4-8
Tabel/Table I-3. Impor Menurut Komoditi (HS)/ <i>Import by Commodity (HS)</i> .....	9-110
Tabel/Table I-4. Impor Menurut Negara Asal/ <i>Import by Country of Origin</i> .....	111-113
Tabel/Table I-5. Impor Menurut Pelabuhan Impor/ <i>Import by Port of Importation</i> .....	114-116
Tabel/Table I-6. Impor Menurut Negara Asal dan Lima Golongan Barang (SITC)	
Utama/ <i>Import by Country of Origin and Five Major SITC Commodity</i>	
<i>Group</i> .....	117-140
Tabel/Table I-7. Impor Komoditi Tertentu Menurut Negara Asal Utama/ <i>Certain</i>	
<i>Commodities Import by Main Country of Origin</i> .....	141-143
Tabel/Table K1. Import Kawasan Berikat Menurut Golongan Barang 2 Dijit HS/ <i>Bonded</i>	
<i>Zone Import by Commodity 2 Digits HS</i> .....	144-145
Tabel/Table K2. Impor Kawasan Berikat Menurut Golongan Barang SITC/	
<i>Bonded Zone Import by SITC Commodity Group</i> .....	146-151
Tabel/Table K3. Impor Kawasan Berikat Menurut Negara Asal/ <i>Bonded Zone</i>	
<i>Import by Country of Origin</i> .....	152-154
Tabel/Table K4. Impor Kawasan Berikat Menurut Provinsi dan Pelabuhan Impor/	
<i>Bonded Zone Import by Province and Port of Importation</i> .....	155



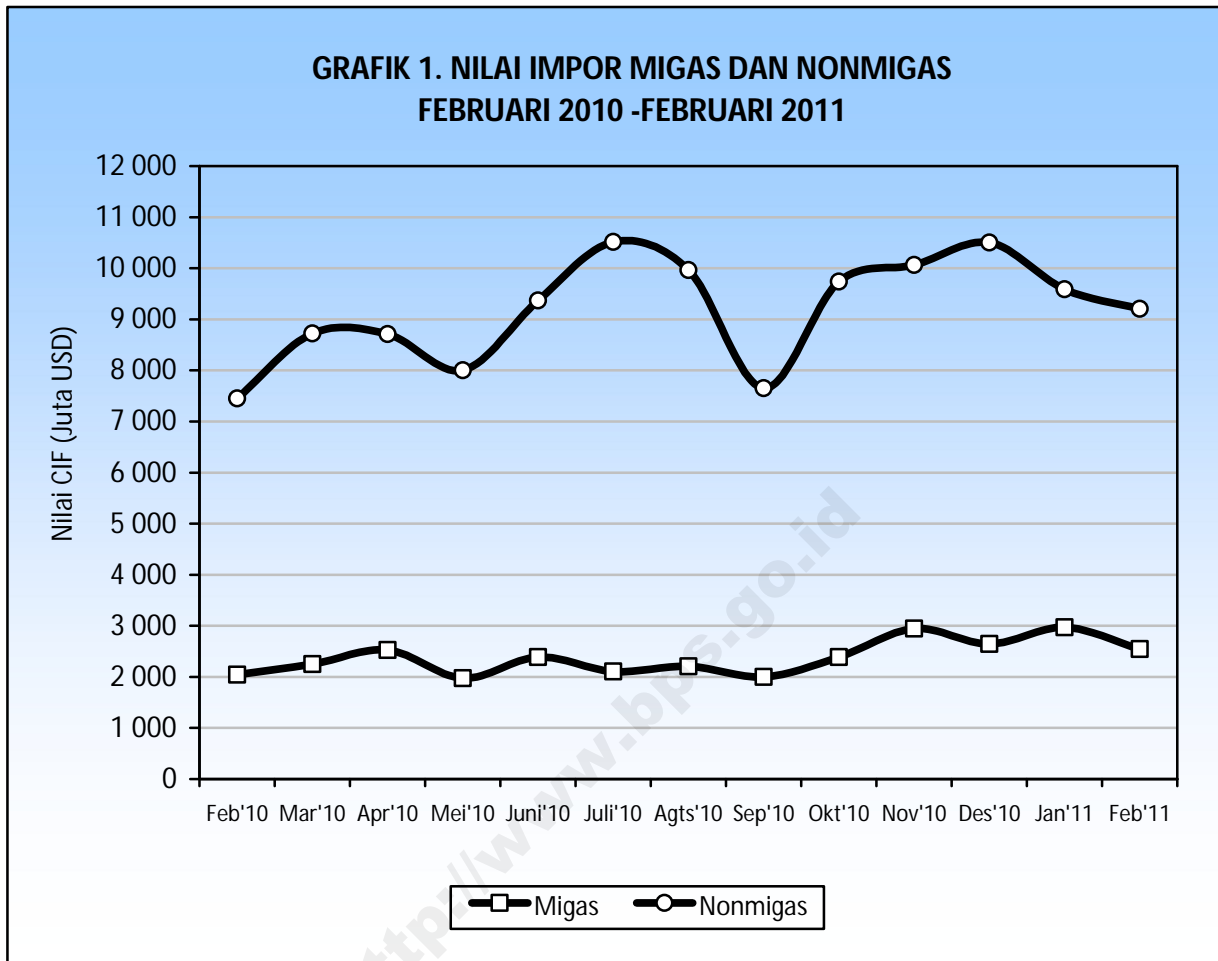
# RINGKASAN

Pada Februari 2011 nilai impor mencapai USD11.749,9 juta yang terdiri dari impor melalui Kawasan Berikat sebesar USD1.507,6 juta (12,83 persen) dan di Luar Kawasan Berikat sebesar USD10.242,3 juta (87,17 persen). Nilai impor migas Indonesia mencapai USD2.544,7 juta atau 21,66 persen dari total impor Indonesia. Sedangkan nilai impor nonmigas Indonesia mencapai USD9.205,2 juta dan memberikan peranan sebesar 78,34 persen terhadap total impor Indonesia.

**TABEL 1. IMPOR MIGAS DAN NONMIGAS  
FEBRUARI 2010 – FEBRUARI 2011**

Tahun/Bulan	Migas		Nonmigas		Total		
	Indonesia	Kawasan Berikat	Indonesia	Kawasan Berikat	Indonesia	Kawasan Berikat	
<b>Nilai CIF (Juta USD)</b>							
<b>2010</b>	Februari	2 045,4	14,0	7 452,7	1 599,4	9 498,1	1 613,4
	Maret	2 252,0	13,7	8 720,6	1 730,7	10 972,6	1 744,4
	April	2 523,0	1,6	8 712,8	1 691,0	11 235,8	1 692,6
	Mei	1 976,6	1,5	8 003,8	1 819,1	9 980,4	1 820,6
	Juni	2 389,5	2,0	9 370,5	2 027,7	11 760,0	2 029,7
	Juli	2 107,9	1,4	10 518,0	1 675,3	12 625,9	1 676,7
	Agustus	2 206,8	8,2	9 964,8	1 546,1	12 171,6	1 554,3
	September	2 000,2	3,9	7 653,9	1 579,6	9 654,1	1 583,5
	Oktober	2 384,4	35,2	9 735,6	1 748,7	12 120,0	1 783,9
	November	2 947,0	28,1	10 060,6	1 859,3	13 007,6	1 887,4
	Desember	2 643,0	5,5	10 503,7	1 881,1	13 146,7	1 886,6
<b>2011</b>	Januari	2 971,8	9,6	9 586,9	1 801,3	12 558,7	1 810,9
	Februari	2 544,7	8,5	9 205,2	1 499,1	11 749,9	1 507,6
<b>Peranan Terhadap Total Impor (%)</b>							
<b>2010</b>	Februari	21,53	0,87	78,47	99,13	100,00	100,00
	Maret	20,52	0,79	79,48	99,21	100,00	100,00
	April	22,46	0,09	77,54	99,91	100,00	100,00
	Mei	19,80	0,08	80,20	99,92	100,00	100,00
	Juni	20,32	0,10	79,68	99,90	100,00	100,00
	Juli	16,70	0,08	83,30	99,92	100,00	100,00
	Agustus	18,13	0,53	81,87	99,47	100,00	100,00
	September	20,72	0,25	79,28	99,75	100,00	100,00
	Oktober	19,67	1,97	80,33	98,03	100,00	100,00
	November	22,66	1,49	77,34	98,51	100,00	100,00
	Desember	20,10	0,29	79,90	99,71	100,00	100,00
<b>2011</b>	Januari	23,66	0,53	76,34	99,47	100,00	100,00
	Februari	21,66	0,56	78,34	99,44	100,00	100,00

Dari total nilai impor migas Indonesia, impor melalui Kawasan Berikat hanya sebesar USD8,5 juta atau 0,33 persen, sedangkan sisanya sebanyak USD2.536,2 juta (99,67 persen) di Luar Kawasan Berikat. Sementara itu, nilai impor nonmigas di Luar Kawasan Berikat mencapai USD7.706,1 juta atau 83,71 persen dan yang melalui Kawasan Berikat sebesar USD1.499,1 juta (16,29 persen).



Dilihat dari peranannya, selama tiga belas bulan terakhir impor migas memberikan kontribusi rata-rata 20,61 persen per bulan dan impor nonmigas sebesar 79,39 persen per bulan. Sementara itu, pada Februari 2010 peranan impor migas mencapai 21,66 persen yang berarti angka tersebut berada sedikit di atas rata-rata. Sebaliknya peranan impor nonmigas berada di bawah rata-rata yaitu 78,34 persen.

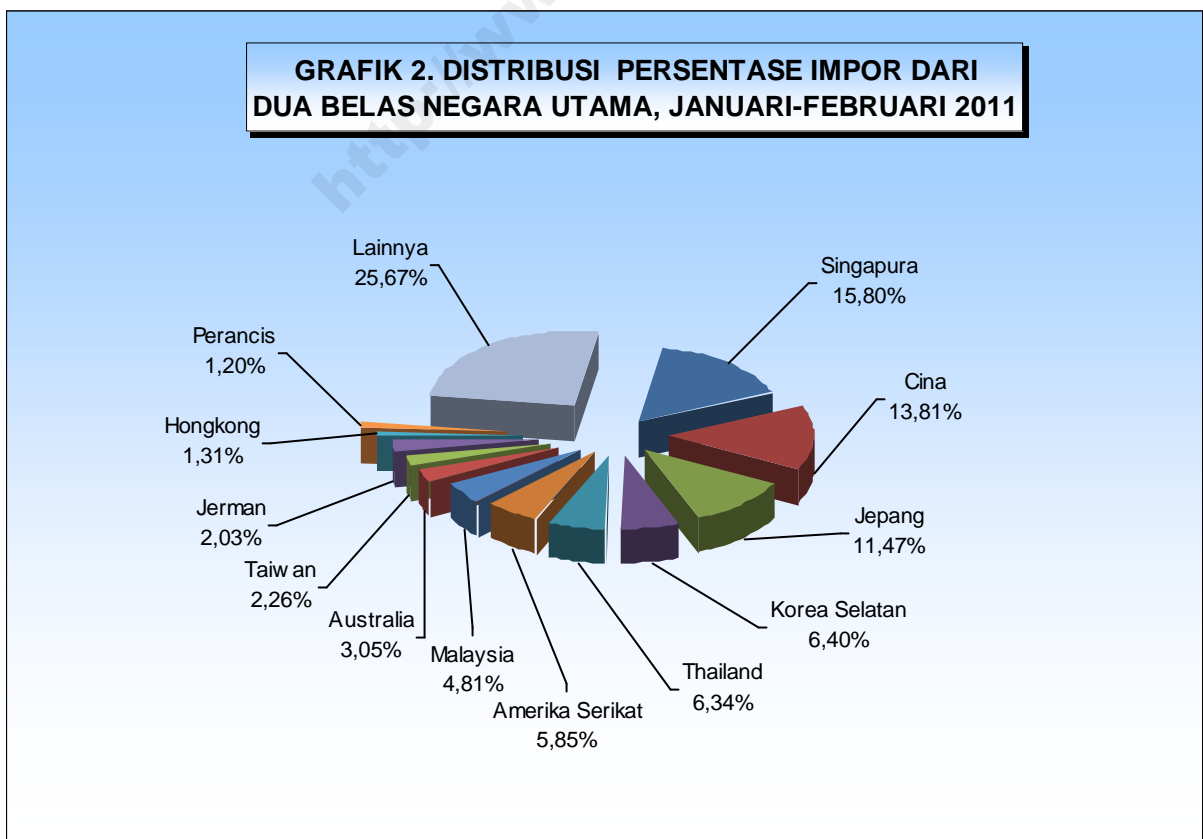
Dengan diterapkannya Sistem Perdagangan Umum (*General Trade System*) dalam pencatatan statistik impor, secara keseluruhan nilai impor barang yang tercatat mengalami kenaikan yang nyata (signifikan).

**TABEL 2. PERKEMBANGAN IMPOR MIGAS DAN NONMIGAS  
JANUARI-FEBRUARI, 2007-2011**

Bulan/ Tahun	Nilai (Juta USD)			Peranan (%)		
	Migas	Non-Migas	Total	Migas	Non-Migas	Total
<b>Jan-Feb:</b>						
<b>SPK:</b> 2007	2 494,6	7 452,1	9 946,7	25,08	74,92	100,00
<b>SPU:</b> 2008	4 495,3	14 955,7	19 451,0	23,11	76,89	100,00
2009	2 245,9	10 293,7	12 539,6	17,91	82,09	100,00
2010	3 982,4	15 006,2	18 988,6	20,97	79,03	100,00
2011	5 516,5	18 792,1	24 308,6	22,69	77,31	100,00

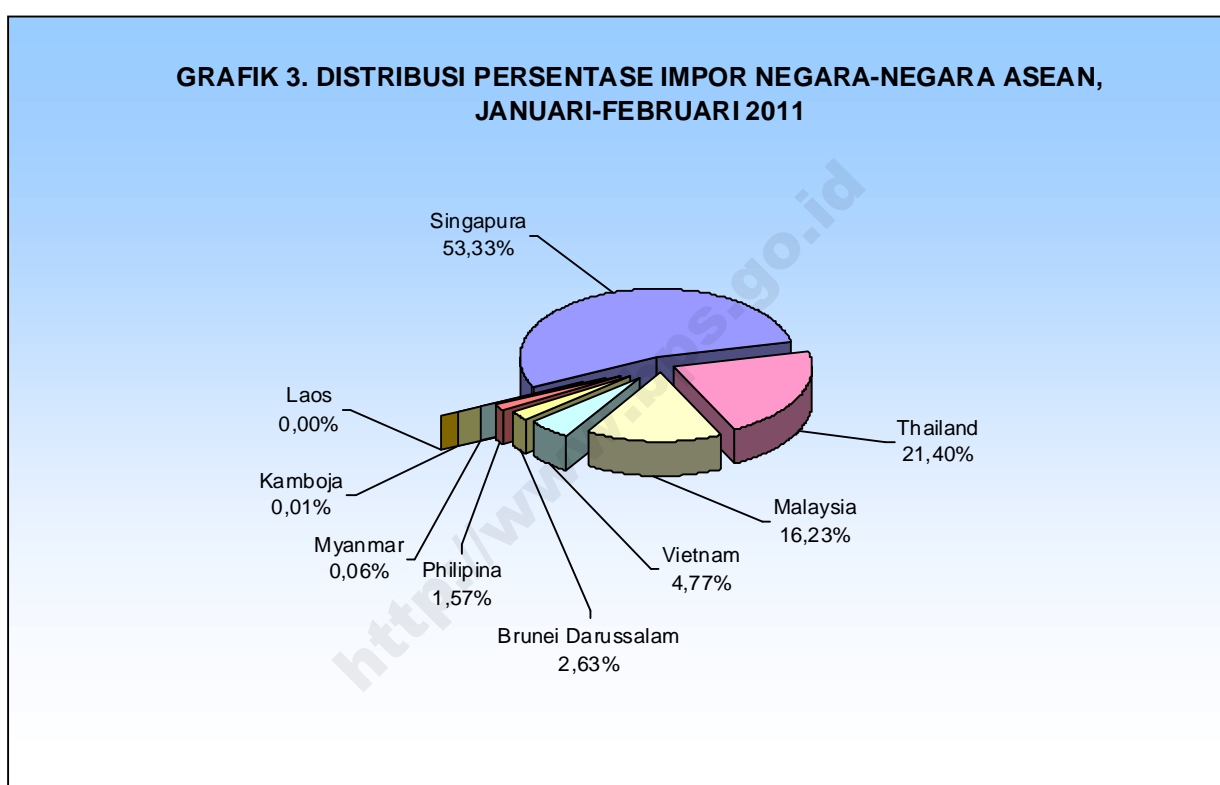
Keterangan : SPK = Sistem Perdagangan Khusus  
SPU = Sistem Perdagangan Umum

Impor migas Januari-Februari 2011 sebesar USD5.516,5 juta atau meningkat 38,52 persen jika dibandingkan impor migas periode yang sama tahun sebelumnya. Demikian halnya dengan impor nonmigas Januari-Februari 2011 yaitu sebesar USD18.792,1 juta atau meningkat sebesar 25,23 persen dibanding impor nonmigas Januari-Februari 2010 yang sebesar USD15.006,2 juta. Dilihat dari nilainya, selama Januari-Februari periode 2007-2011 di dominasi oleh impor nonmigas dengan rata-rata peranan sebesar 78,05 persen per tahun. Dengan demikian dapat disimpulkan bahwa perekonomian Indonesia selama ini masih bertumpu pada impor sektor nonmigas.



Dari keseluruhan nilai impor pada Januari-Februari 2011, 74,33 persen berasal dari dua belas negara utama. Singapura menempati posisi pertama, yaitu 15,80 persen dari total impor Indonesia, diikuti oleh Cina (13,81 persen), Jepang (11,47 persen), Korea Selatan (6,40 persen), Thailand (6,34 persen), Amerika Serikat (5,85 persen), Malaysia (4,81 persen), Australia (3,05 persen), Taiwan (2,26 persen), Jerman (2,03 persen), Hongkong (1,31 persen), dan Perancis (1,20 persen).

Impor terbesar pada Januari-Februari 2010 berasal dari kelompok sembilan negara APEC Lainnya yakni mencapai 38,84 persen atau sebesar USD9.442,1 juta. Kelompok negara ASEAN berada di urutan berikutnya dengan peranan sebesar 29,64 persen (USD7.203,8 juta), kemudian diikuti kelompok negara NAFTA sebesar 7,12 persen (USD1.731,3 juta), kelompok negara Uni Eropa 6,83 persen (USD1.659,9 juta), sedangkan kelompok negara lainnya menyumbang 17,57 persen (USD4.271,5 juta).



Jika dilihat impor Indonesia dari kelompok ASEAN, selama Januari-Februari 2011 peranan impor yang paling tinggi adalah dari *Singapura* dengan peranan sebesar 53,33 persen dari total impor ASEAN. *Thailand* menempati urutan kedua sebesar 21,40 persen, diikuti oleh *Malaysia* (16,23 persen), *Vietnam* (4,77 persen), *Brunei Darussalam* (2,63 persen), *Philipina* (1,57 persen) sementara peranan impor dari *Myanmar*, *Kamboja* dan *Laos* masih di bawah satu persen.

Dari kelompok negara Uni Eropa, selama Januari-Februari 2010 peranan impor yang paling tinggi adalah dari *Jerman* dengan peranan sebesar 29,71 persen dari total impor Uni Eropa. *Perancis* menempati urutan kedua dengan peranan 17,62 persen, diikuti oleh *Italia* (9,78 persen), *Swedia* (7,45 persen), dan *Inggris* (7,04 persen).

**TABEL 3. NILAI DAN PERANAN IMPOR  
DARI KELOMPOK NEGARA ASEAN, NAFTA, DAN UNI EROPA  
JANUARI-FEBRUARI 2010 DAN 2011**

KELOMPOK NEGARA	Januari-Februari 2010		Januari-Februari 2011		Perubahan Jan-Feb 2011 thd Jan-Feb 2011 (%)
	Nilai (Juta USD)	Peranan (%)	Nilai (Juta USD)	Peranan (%)	
<b>APEC</b>					
<b>ASEAN</b>	<b>5 838,3</b>	<b>30,75</b>	<b>7 203,8</b>	<b>29,64</b>	<b>23,39</b>
Thailand	1 040,4	5,48	1 541,8	6,34	48,19
Singapura	2 932,7	15,44	3 841,6	15,80	30,99
Philipina	81,2	0,43	112,9	0,47	39,04
Malaysia	1 459,8	7,69	1 168,9	4,81	-19,93
Myanmar	3,8	0,02	4,5	0,02	18,42
Kamboja	0,3	0,00	0,9	0,01	200,00
Brunei Darussalam	201,1	1,06	189,4	0,78	-5,82
Laos	0,2	0,00	0,2	0,00	0,00
Vietnam	118,8	0,63	343,6	1,41	189,23
<b>NAFTA</b>	<b>1 547,8</b>	<b>8,15</b>	<b>1 731,3</b>	<b>7,12</b>	<b>11,86</b>
Amerika Serikat	1 380,4	7,27	1 421,8	5,85	3,00
Kanada	141,4	0,74	263,0	1,08	86,00
Meksiko	26,0	0,14	46,5	0,19	78,85
<b>NEGARA APEC LAINNYA</b>	<b>7 370,2</b>	<b>38,81</b>	<b>9 442,1</b>	<b>38,84</b>	<b>28,11</b>
Jepang	2 172,4	11,44	2 787,8	11,47	28,33
Hongkong	224,7	1,18	318,7	1,31	41,83
Korea Selatan	854,2	4,50	1 555,6	6,40	82,11
Taiwan	498,7	2,63	549,5	2,26	10,19
Cina	2 859,5	15,06	3 357,5	13,81	17,42
Papua New Guinea	4,7	0,03	5,2	0,02	10,64
Australia	585,6	3,08	740,0	3,05	26,37
Selandia Baru	112,7	0,59	103,0	0,42	-8,61
Chili	57,7	0,30	24,8	0,10	-57,02
<b>UNI EROPA</b>	<b>1 307,5</b>	<b>6,89</b>	<b>1 659,9</b>	<b>6,83</b>	<b>26,95</b>
Jerman	409,0	2,15	493,1	2,03	20,56
Perancis	138,7	0,73	292,5	1,20	110,89
Italia	141,6	0,75	162,3	0,67	14,62
Swedia	91,6	0,48	123,7	0,51	35,04
Inggris	125,4	0,66	116,9	0,48	-6,78
Belanda	99,0	0,52	89,7	0,37	-9,39
Belgia	73,0	0,39	75,5	0,31	3,42
Spanyol	56,6	0,30	70,8	0,29	25,09
Denmark	21,5	0,11	51,7	0,21	140,47
Austria	46,2	0,24	49,5	0,20	7,14
Finlandia	36,2	0,19	46,2	0,19	27,62
Hungaria	16,8	0,09	25,6	0,11	52,38
Yunani	12,6	0,07	16,7	0,07	32,54
Irlandia	15,3	0,08	10,4	0,04	-32,03
Polandia	5,4	0,03	9,4	0,04	74,07
Uni Eropa Lainnya	18,6	0,10	25,9	0,11	39,25
<b>LAINNYA</b>	<b>2 924,8</b>	<b>15,40</b>	<b>4 271,5</b>	<b>17,57</b>	<b>46,04</b>
<b>TOTAL IMPOR</b>	<b>18 988,6</b>	<b>100,00</b>	<b>24 308,6</b>	<b>100,00</b>	<b>28,02</b>



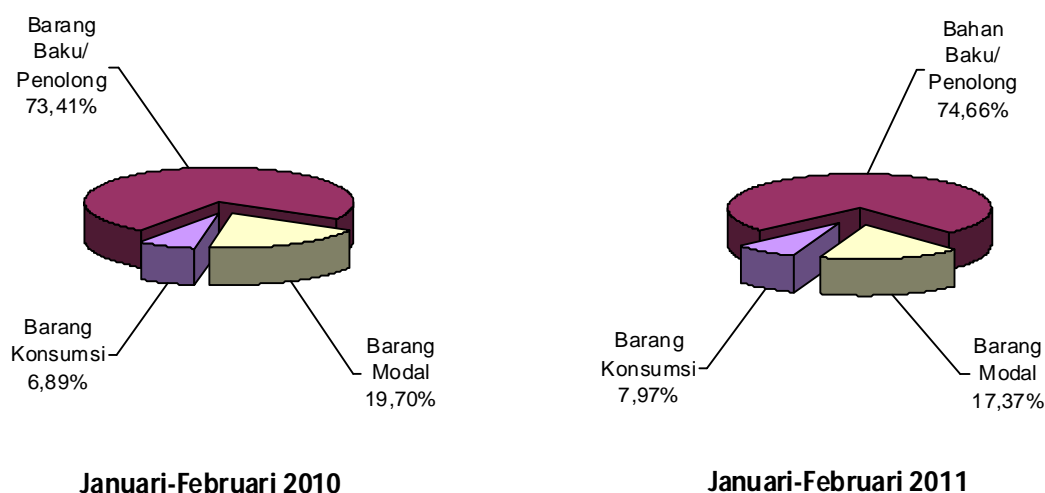
**TABEL 4. IMPOR MENURUT GOLONGAN PENGGUNAAN BARANG  
JANUARI-FEBRUARI 2007-2011**

Bulan/ Tahun	Nilai (Juta USD)				Peranan (%)			
	Barang Konsumsi	Bahan Baku/ Penolong	Barang Modal	Total	Barang Konsumsi	Bahan Baku/ Penolong	Barang Modal	Total
<b>Jan-Feb :</b>								
<b>SPK :</b> 2007	893,4	7 629,3	1 424,0	9 946,7	8,98	76,70	14,32	100,00
<b>SPU :</b> 2008	1 312,3	15 087,2	3 051,5	19 451,0	6,75	77,57	15,69	100,00
2009	839,3	8 976,8	2 723,5	12 539,6	6,69	71,59	21,72	100,00
2010	1 308,6	13 938,7	3 741,3	18 988,6	6,89	73,41	19,70	100,00
2011	1 938,1	18 148,3	4 222,2	24 308,6	7,97	74,66	17,37	100,00

Keterangan : SPK = Sistem Perdagangan Khusus  
SPU = Sistem Perdagangan Umum

Rata-rata nilai impor Januari-Februari periode 2007-2011 adalah sebesar USD17.046,9 juta dengan rata-rata nilai impor barang konsumsi dan peranannya USD1.258,3 juta (7,46 persen), impor *bahan baku/penolong* sebesar USD12.756,1 juta (74,79 persen), dan impor *barang modal* sebesar USD3.032,5 juta (17,76 persen). Jika dibandingkan Januari-Februari 2010, maka nilai impor semua golongan barang selama periode yang sama pada 2011 mengalami peningkatan yang cukup tinggi. Peningkatan tertinggi dicapai oleh golongan *barang konsumsi*, yaitu sebesar 48,10 persen. Sementara itu, impor kelompok *bahan baku/penolong* dan *barang modal* meningkat masing-masing sebesar 30,20 persen dan 12,85 persen.

**GRAFIK 4. PERSENTASE NILAI IMPOR INDONESIA  
MENURUT GOLONGAN PENGGUNAAN BARANG  
JANUARI-FEBRUARI 2010 DAN 2011**



Dilihat dari peranannya selama Januari-Februari periode 2007-2011, rata-rata peranan tertinggi diberikan oleh impor *bahan baku/penolong* yaitu 74,79 persen, diikuti oleh rata-rata impor *barang modal* sebesar 17,76 persen dan rata-rata impor *barang konsumsi* sebesar 7,46 persen. Sementara itu, peran *barang konsumsi* yang tertinggi dicapai di tahun 2007 yaitu sebesar 8,98 persen. Golongan *bahan baku/penolong* memberikan peranan tertinggi di tahun 2008 sebesar 77,57 persen, sedangkan golongan *barang modal* peran tertingginya dicapai pada tahun 2009 sebesar 21,72 persen.

Jika dibandingkan dengan periode yang sama tahun sebelumnya, peranan nilai impor *barang konsumsi* dan *bahan baku/penolong* terhadap keseluruhan nilai impor pada Januari-Februari 2011 mengalami peningkatan masing-masing dari 6,89 persen menjadi 7,97 persen (naik 1,08 poin) dan dari 73,41 persen menjadi 74,66 persen (naik 1,25 poin). Sebaliknya impor *barang modal* menurun dari 19,70 persen menjadi 17,37 persen (turun 2,33 poin).

Menurut golongan barang SITC (*Standard International Trade Classification*) 1 digit, kelompok barang utama impor selama Januari-Februari 2011 adalah kelompok *mesin dan alat angkutan* dengan nilai sebesar USD7.724,9 juta dan memberikan peran sebesar 31,78 persen dari total impor Indonesia. Dilihat dari nilainya, maka nilai impor kelompok ini meningkat sebesar 15,26 persen jika dibandingkan bulan yang sama tahun sebelumnya. Namun, dilihat dari peranan impor kelompok barang ini mengalami penurunan sebesar 3,52 poin yaitu dari 35,30 persen menjadi 31,78 persen.

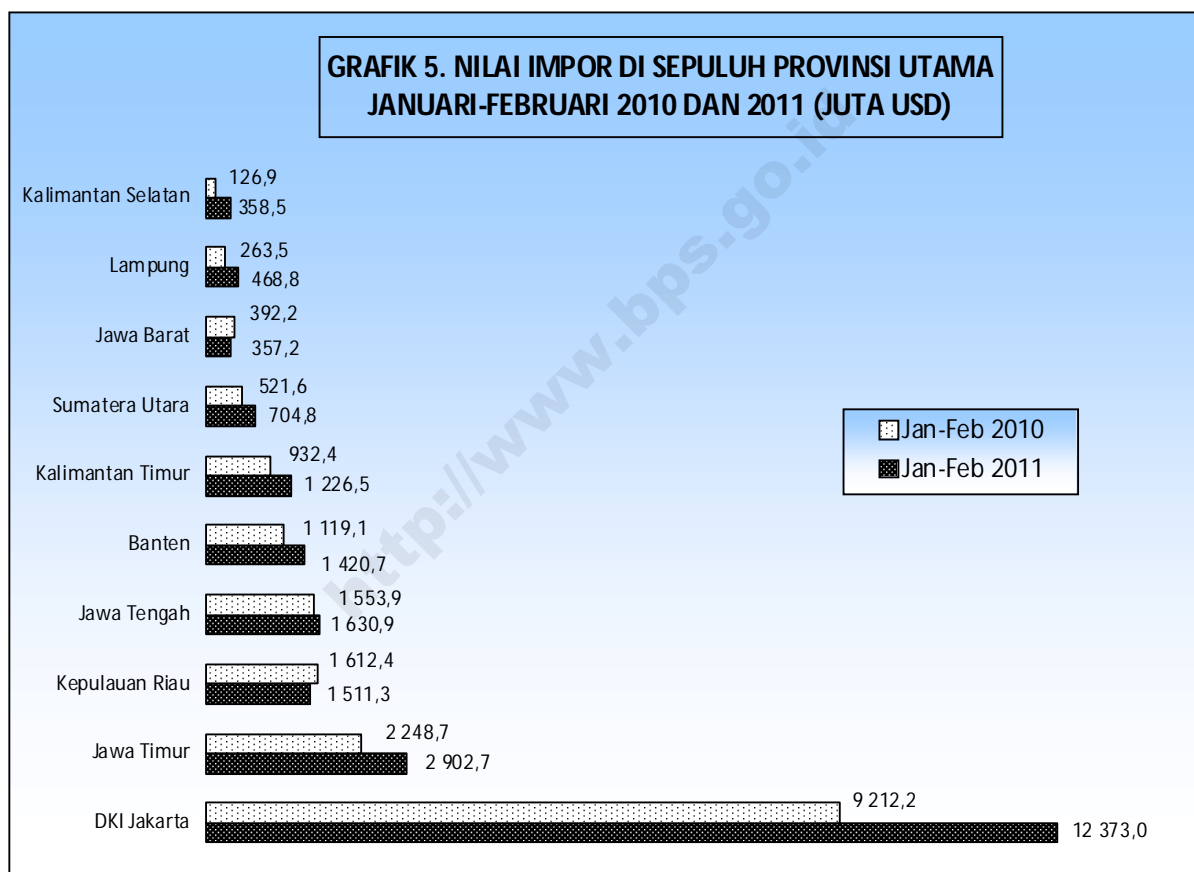
**TABEL 5. IMPOR MENURUT SITC-1 DIJIT  
JANUARI-FEBRUARI 2010 DAN 2011**

SITC	Januari-Februari 2010		Januari-Februari 2011		Perubahan Jan-Feb 2011 thd Jan-Feb 2010 (%)
	Nilai (Juta USD)	Peranan (%)	Nilai (Juta USD)	Peranan (%)	
0 Bahan Makanan dan Binatang Hidup	1 268,5	6,68	2 074,6	8,53	63,55
1 Minuman dan Tembakau	72,8	0,38	84,8	0,35	16,48
2 Bahan Baku dan Hasil Tambang	949,6	5,00	1 475,6	6,07	55,39
3 Minyak dan Bahan Bakar Mineral	3 992,3	21,02	5 531,7	22,76	38,56
4 Minyak Nabati dan Hewani	31,5	0,17	24,9	0,10	-20,95
5 Bahan Kimia dan produknya	2 352,3	12,39	3 011,2	12,39	28,01
6 Barang-barang Buatan Pabrik	3 001,7	15,81	3 593,6	14,78	19,72
7 Mesin dan Alat Angkutan	6 702,3	35,30	7 724,9	31,78	15,26
8&9 Lainnya	617,6	3,25	787,3	3,24	27,48
<b>TOTAL IMPOR</b>	<b>18 988,6</b>	<b>100,00</b>	<b>24 308,6</b>	<b>100,00</b>	<b>28,02</b>

Impor kelompok barang SITC 1 digit yang terbesar berikutnya adalah *minyak dan bahan bakar mineral* dengan nilai USD5.531,7 juta dengan peran sebesar 22,76 persen, diikuti oleh *barang-barang buatan pabrik* sebesar USD3.593,6 juta (14,78 persen). Selanjutnya yaitu *bahan kimia dan produknya* sebesar USD3.011,2 juta (12,39 persen), *bahan makanan dan binatang hidup* sebesar USD2.074,6 juta (8,53 persen),

bahan baku dan hasil tambang sebesar USD1.475,6 juta (6,07 persen), kelompok barang lainnya sebesar USD787,3 juta (3,24 persen), minuman dan tembakau sebesar USD84,8 juta (0,35 persen), dan minyak nabati dan hewani sebesar USD24,9 juta (0,10 persen).

Selama Januari-Februari 2011, pelabuhan di DKI Jakarta membongkar barang impor terbesar dibanding dengan pelabuhan di provinsi lain, yaitu sebesar USD12.373,0 juta atau 50,90 persen dari total impor Indonesia. Provinsi dengan impor terbesar kedua adalah Jawa Timur yang mencapai USD2.902,7 juta (6,71 persen), diikuti Kepulauan Riau USD1.511,3 juta (6,22 persen), Banten USD1.420,7 juta (5,84 persen), Jawa Tengah USD1.630,9 juta (6,71 persen), Kalimantan Timur USD1.226,5 juta (5,05 persen), Sumatera Utara USD704,8 juta (2,90 persen), dan Jawa Barat sebesar USD357,2 juta (1,47 persen). Kemudian nilai impor yang masuk melalui provinsi Lampung dan Kalimantan Selatan masing-masing sebesar US\$468,8 juta dan US\$358,5 juta. Sementara nilai impor ke provinsi lainnya masih berada di bawah USD250 juta.



Jika dibanding dengan periode yang sama tahun sebelumnya, selama Januari-Februari 2011 hanya dua provinsi yang mengalami penurunan nilai impor dari sepuluh provinsi utama di atas. Kedua provinsi utama tersebut, yaitu Jawa Barat sebesar 8,92 persen dan Kepulauan Riau sebesar 6,27 persen. Sementara itu, delapan provinsi utama lainnya mengalami peningkatan nilai impor.

Dari delapan provinsi utama yang mengalami peningkatan nilai impor, dua diantaranya mengalami peningkatan di atas 50 persen, yaitu Kalimantan Selatan sebesar 182,51 persen dan Lampung sebesar 77,91 persen. Kemudian, enam provinsi utama berikutnya meningkat di bawah 50 persen, yaitu Sumatera Utara sebesar 35,12 persen, DKI Jakarta sebesar 34,31 persen, Kalimantan Timur sebesar 31,54 persen, Jawa Timur sebesar 29,08 persen, Banten sebesar 26,95 persen, dan Jawa Tengah sebesar 4,96 persen.

**TABEL 6. NILAI DAN PERANAN IMPOR MENURUT PROVINSI\*)  
JANUARI-FEBRUARI 2010 DAN 2011**

Provinsi	Januari-Februari 2010		Januari-Februari 2011		Perubahan Jan-Feb 2011 thd Jan-Feb 2010 (%)
	Nilai (Juta USD)	Peranan (%)	Nilai (Juta USD)	Peranan (%)	
Aceh	3,3	0,02	20,3	0,08	515,15
Sumatera Utara	521,6	2,75	704,8	2,90	35,12
Sumatera Barat	84,4	0,44	121,1	0,50	43,48
Riau	199,8	1,05	258,2	1,06	29,23
Jambi	18,7	0,10	15,7	0,07	-16,04
Sumatera Selatan	29,3	0,15	77,7	0,32	165,19
Bengkulu	0,0	0,00	2,6	0,01	---
Lampung	263,5	1,39	468,8	1,93	77,91
Bangka Belitung	18,9	0,10	3,9	0,02	-79,37
Kepulauan Riau	1 612,4	8,49	1 511,3	6,22	-6,27
DKI Jakarta	9 212,2	48,51	12 373,0	50,90	34,31
Jawa Barat	392,2	2,07	357,2	1,47	-8,92
Jawa Tengah	1 553,9	8,18	1 630,9	6,71	4,96
D I Yogyakarta	0,1	0,00	0,5	0,00	400,00
Jawa Timur	2 248,7	11,84	2 902,7	11,94	29,08
Banten	1 119,1	5,89	1 420,7	5,84	26,95
B a l i	170,0	0,90	193,5	0,80	13,82
Nusa Tenggara Barat	90,8	0,48	61,1	0,25	-32,71
Nusa Tenggara Timur	1,3	0,01	12,3	0,05	846,15
Kalimantan Barat	20,6	0,11	24,9	0,10	20,87
Kalimantan Tengah	2,8	0,02	3,7	0,02	32,14
Kalimantan Selatan	126,9	0,67	358,5	1,47	182,51
Kalimantan Timur	932,4	4,91	1 226,5	5,05	31,54
Sulawesi Utara	15,6	0,08	27,7	0,11	77,56
Sulawesi Tengah	0,7	0,00	3,3	0,01	371,43
Sulawesi Selatan	143,9	0,76	191,4	0,79	33,01
Sulawesi Tenggara	0,0	0,00	0,7	0,00	---
Gorontalo	0,0	0,00	1,6	0,01	---
Maluku	17,4	0,09	51,1	0,21	193,68
Maluku Utara	2,4	0,01	30,1	0,12	1 154,17
Papua Barat	0,2	0,00	4,4	0,02	2 100,00
Papua	185,5	0,98	248,4	1,02	33,91
<b>TOTAL IMPOR</b>	<b>18 988,6</b>	<b>100,00</b>	<b>24 308,6</b>	<b>100,00</b>	<b>28,02</b>

Keterangan : \*) = melalui pelabuhan bongkar yang terdapat di provinsi



**I-1. IMPOR MENURUT GOLONGAN BARANG HS / IMPORT BY HS COMMODITY GROUPS**  
**A. MENURUT 21 GOLONGAN BARANG (HS) / BY 21 HS COMMODITY GROUP**  
**\*\*\* FEBRUARI/FEBRUARY 2011 \*\*\***

HS	Uraian golongan barang <i>Group description</i>	Berat bersih / <i>Net weight (Kg)</i>		Nilai / <i>Value C.I.F (US \$)</i>	
		Bulan ini <i>Current month</i>	Kumulatif <i>Cum. Jan. to date</i>	Bulan ini <i>Current month</i>	Kumulatif <i>Cum. Jan. to date</i>
I	Live animals; animal product	79 477 050	167 808 769	159 384 950	321 504 281
II	Vegetable products	1 436 493 868	2 666 902 165	680 995 760	1 312 747 974
III	Fats, oils, waxes of animal/vegetable	6 209 366	21 592 735	12 376 592	30 259 021
IV	Foodstuffs, beverages, spirits and tobacco	534 126 673	1 141 536 940	379 618 610	839 974 129
IX	Wood and its articles, plaiting materials	50 912 209	102 097 248	24 534 736	52 205 166
V	Mineral products	4 239 097 966	8 771 605 259	2 689 380 315	5 753 095 136
VI	Prod. of chemical or allied industries	1 100 857 491	2 128 095 837	1 095 522 693	2 191 910 825
VII	Plastics, rubber and articles there of	264 439 468	534 497 619	627 813 932	1 271 375 419
VIII	Raw hides, skins, leather and articles	5 682 538	12 890 376	38 005 975	82 915 108
X	Pulp, paper and articles there of	301 010 863	666 554 143	217 877 213	486 503 673
XI	Textiles & textile articles	118 635 737	267 009 760	561 149 011	1 258 045 106
XII	Footwear, umbrellas, artificial flowers	4 461 965	9 953 403	24 967 601	51 157 532
XIII	Cement, plaster, glass, ceramic products	73 714 419	150 744 823	56 396 046	119 200 304
XIV	Pearls & precious/semiprecious stones	367 104	1 241 547	10 119 931	21 616 522
XIX	Arms and ammunition; parts & accessories	4 152	175 165	4 744 172	27 273 562
XV	Base metals and articles there of	869 490 196	1 780 546 226	1 145 313 922	2 326 754 928
XVI	Machinery, electric, electronic equipments	229 790 648	485 761 673	2 774 917 499	5 905 196 367
XVII	Vehicles, aircraft, and vessels	107 474 977	223 260 117	1 025 325 495	1 821 396 152
XVIII	Optical, photographic, musical instruments	6 653 150	14 441 124	157 577 632	292 091 777
XX	Miscellaneous manufactures articles.	17 578 027	41 813 082	63 675 358	143 063 712
XXI	Works of art, antiques special provisions	35 356	69 834	165 008	270 016
<b>TOTAL IMPORT</b>		<b>9 446 513 223</b>	<b>19 188 597 845</b>	<b>11 749 862 451</b>	<b>24 308 556 710</b>

**I-1. IMPOR MENURUT GOLONGAN BARANG (HS) / IMPORT BY HS COMMODITY GROUPS**  
**B. MENURUT GOLONGAN BARANG 2 DIJIT HS / BY COMMODITY 2 DIGITS HS**  
**\*\*\* FEBRUARI/FEBRUARY 2011 \*\*\***

HS	Uraian golongan barang <i>Group description</i>	Berat bersih / <i>Net weight (Kg)</i>		Nilai / <i>Value C.I.F (US \$)</i>	
		Bulan ini <i>Current month</i>	Kumulatif <i>Cum. Jan. to</i>	Bulan ini <i>Current month</i>	Kumulatif <i>Cum. Jan. to</i>
01	Live animals	16 924 242	23 439 819	41 169 012	57 372 772
02	Meat and edible meat offal	4 729 650	14 313 137	12 554 038	39 452 054
03	Fish and crustaceans	34 679 884	80 670 018	30 827 674	71 120 794
04	Dairy products, bird's eggs, natural honey	22 077 975	47 441 558	70 507 932	146 640 435
05	Products of animal origin	1 065 299	1 944 237	4 326 294	6 918 226
06	Live trees and other plants	104 449	173 016	163 116	230 112
07	Edible vegetables and certain roots and tubers	65 392 802	128 583 598	41 477 086	82 641 155
08	Edible fruits and nuts	56 014 434	137 999 040	51 937 831	128 737 541
09	Coffee, tea, mate, and spices	7 302 078	15 267 690	7 968 748	16 802 132
10	Cereals	941 222 590	1 735 645 483	368 996 457	717 568 075
11	Products of the milling industry; malt, starches	101 270 558	184 668 668	47 364 164	84 605 123
12	Oil seeds and oleaginous fruits; grains, seed, and fruits	264 424 766	462 976 480	158 968 541	273 253 647
13	Lac; gums; resins and other vegetable saps and extracts	743 954	1 540 398	4 108 606	8 861 249
14	Vegetable plaiting materials; vegetable products	18 237	47 792	11 211	48 940
15	Animal or vegetable oils/fats and their cleavage products	6 209 366	21 592 735	12 376 592	30 259 021
16	Preparations of meat/fish/crustaceans/molluscs or other aquatic	374 960	823 750	1 134 186	2 621 992
17	Sugar and sugar confectionery	201 093 927	476 080 246	137 655 171	341 144 543
18	Cocoa and cocoa preparations	2 719 670	6 112 453	10 308 787	22 635 253
19	Preparations of cereals, flour, starch or milk; pastrycooks'	5 033 921	10 229 215	12 071 408	24 356 912
20	Preparations of vegetables, fruits, nuts or other part of plants	3 971 357	10 359 336	4 763 967	12 273 413
21	Miscellaneous edible preparations	8 598 043	17 790 041	26 008 554	54 403 241
22	Beverages, spirit, and vinegar	3 324 623	7 323 756	3 961 489	7 651 149
23	Residues and waste from the food industries	302 838 765	599 009 528	150 155 044	297 432 232
24	Tobacco and manufactured tobacco substitutes	6 171 407	13 808 615	33 560 004	77 455 394
25	Salts; sulphur; earths and stone; plastering materials, lime and	810 478 880	1 600 118 652	67 015 609	143 242 866
26	Ores, slag, and ash	319 056 026	331 126 466	69 329 987	74 685 278
27	Mineral fuels, mineral oils and products of their distillation	3 109 563 060	6 840 360 141	2 553 034 719	5 535 166 992
28	Inorganic chemicals	193 783 193	455 883 489	105 742 649	235 767 129
29	Organic chemicals	311 399 047	592 406 771	484 032 268	934 640 806
30	Pharmaceutical products	1 566 593	2 512 270	34 181 183	63 944 518
31	Fertilizers	497 393 775	851 164 051	156 624 562	286 657 053
32	Tanning or dyeing extracts	23 430 281	51 203 341	79 018 532	167 657 343
33	Essential oils and resinoids; perfumery, cosmetic or toilet	5 637 440	11 098 192	46 379 610	93 422 769
34	Soap, organic surface-active agents, washing, and lubricating	14 036 691	28 914 554	34 923 555	73 354 954
35	Albuminoidal substances; modified starches; glues; enzymes	14 501 755	29 951 030	27 492 531	58 624 593
36	Explosives; pyrotechnic products; matches; certain combustible	383 214	4 792 373	3 889 893	8 030 777
37	Photographic and cinematographic goods	1 011 015	2 115 722	6 618 613	12 912 344
38	Miscellaneous chemical products	37 714 487	98 054 044	116 619 297	256 898 539

**I-1. IMPOR MENURUT GOLONGAN BARANG HS / IMPORT BY HS COMMODITY GROUPS**  
**A. MENURUT 21 GOLONGAN BARANG (HS) / BY 21 HS COMMODITY GROUP**  
**\*\*\* FEBRUARI/FEBRUARY 2011 \*\*\***

H S	Uraian golongan barang <i>Group description</i>	Berat bersih / <i>Net weight (Kg)</i>		Nilai / <i>Value C.I.F (U S \$)</i>	
		Bulan ini <i>Current month</i>	Kumulatif <i>Cum. Jan. to date</i>	Bulan ini <i>Current month</i>	Kumulatif <i>Cum. Jan. to date</i>
39	Plastics and articles thereof	224 149 772	451 786 814	469 754 268	950 169 648
40	Rubber and articles thereof	40 289 696	82 710 805	158 059 664	321 205 771
41	Raw hides, skins, and leather	3 502 511	7 352 287	27 836 051	59 085 328
42	Articles of leather; saddlery and harness; travel goods and	2 172 222	5 503 968	10 092 386	23 597 457
43	Furskins and artificial fur; manufactures thereof	7 805	34 121	77 538	232 323
44	Wood and articles of wood; wood charcoal	50 816 037	101 876 381	24 153 781	51 436 111
45	Cork and articles of cork	63 429	140 925	241 394	548 274
46	Manufactured of straw or other plaiting materials; basketware	32 743	79 942	139 561	220 781
47	Pulp of wood or of other fibrous cellulosic material; recovered	248 554 528	556 627 004	116 994 325	278 739 150
48	Paper and paperboard; articles of paper pulp or of	51 915 895	108 827 323	95 285 909	197 908 753
49	Printed books, newspapers, pictures, and other products of	540 440	1 099 816	5 596 979	9 855 770
50	Silk	45 169	108 391	497 328	1 277 993
51	Wool, fine or coarse animal hair; horse hair yarn, woven fabrics	453 849	901 553	7 704 452	15 587 591
52	Cotton	53 325 717	122 390 618	215 185 601	483 408 825
53	Other vegetable textile fibres; paper yarns and woven fabrics of	1 148 476	3 058 205	2 990 784	8 031 983
54	Man-made filaments	11 520 965	26 276 293	68 494 991	154 839 129
55	Man-made staple fibres	25 323 750	53 500 985	82 227 486	177 711 828
56	Wadding, felt, and non-wovens	5 153 611	11 023 537	18 262 306	39 699 691
57	Carpets and other textile floor coverings	1 460 722	2 723 734	2 612 255	5 677 292
58	Special woven fabrics; tufted textile fabrics; lace; tapestries;	1 360 892	3 365 603	18 934 584	47 650 829
59	Impregnated, coated, covered or laminated textile fabrics	5 637 728	13 708 167	36 954 893	80 901 038
60	Knitted or crocheted fabrics	8 267 951	19 545 395	77 024 900	181 419 866
61	Articles of apparel and clothing accessories, knitted or crocheted	1 060 577	2 259 142	10 054 443	19 224 015
62	Articles of apparel and clothing accessories, not knitted or	1 019 910	2 682 656	13 683 049	29 004 549
63	Other made up textile articles; sets; worn clothing and worn	2 856 420	5 465 481	6 521 939	13 610 477
64	Footwear, gaiters and the like; parts of such articles	3 388 627	7 350 908	22 024 773	44 068 410
65	Headgear and parts thereof	99 869	213 124	875 874	1 961 790
66	Umbrellas, walking sticks, seat-sticks, whips, riding crops and	807 083	2 088 896	1 284 823	3 327 048
67	Prepared feathers and articles; artificial flowers; articles of	166 386	300 475	782 131	1 800 284
68	Articles of stone, plaster, cement, asbestos, mica or similar	14 199 507	31 902 031	15 213 296	33 362 298
69	Ceramic products	34 520 712	72 589 974	18 283 817	37 411 820
70	Glass and glassware	24 994 200	46 252 818	22 898 933	48 426 186
71	Natural and cultured pearls, precious/semi precious stones, and	367 104	1 241 547	10 119 931	21 616 522
72	Iron and steel	660 529 363	1 362 075 207	526 970 154	1 084 746 498
73	Articles of iron and steel	113 325 956	221 720 527	253 398 110	511 499 471
74	Cooper and articles thereof	12 758 830	24 126 212	101 711 212	194 504 286
75	Nickel and articles thereof	188 154	361 934	4 029 402	6 617 219
76	Aluminium and articles thereof	49 156 269	98 041 548	143 155 072	283 913 235
78	Lead and articles thereof	6 934 485	15 710 968	18 139 835	39 172 674
79	Zinc and articles thereof	7 863 058	17 701 366	18 721 654	42 153 431
80	Tin and articles thereof	830 720	1 562 847	2 940 757	6 870 474
81	Other base metal; cermets; and articles thereof	247 066	466 443	2 109 482	4 204 291
82	Tools, implements, cutlery, spoon and forks, of base metal and	5 810 527	11 880 216	38 026 294	74 354 402
83	Miscellaneous articles of base metal	11 845 768	26 898 958	36 111 950	78 718 947
84	Nuclear reactors, boilers, machinery and mechanical appliances;	170 891 742	356 068 258	1 611 459 953	3 335 780 700
85	Electrical machinery and equipments; sound	58 898 906	129 693 415	1 163 457 546	2 569 415 667
86	Railway and tramway locomotive, mechanical traffic, and all	1 028 216	1 466 098	7 155 603	14 168 553
87	Vehicles other than railway/tramway, and parts and accessories	69 400 937	134 039 629	578 140 097	1 062 839 256
88	Aircraft and its components	315 926	591 959	217 371 836	349 939 189
89	Ships, boat, and floating structures	23 793 757	63 363 648	74 458 457	130 797 064
90	Optical, photographic, cinematographic, measuring, checking,	5 029 997	10 814 972	140 737 056	258 926 848
91	Clocks and watches and parts thereof	393 939	1 028 618	2 549 129	6 077 577
92	Musical instruments; parts and accessories of such articles	1 229 214	2 597 534	14 291 447	27 087 352
93	Arms and ammunition; parts and accessories thereof	4 152	175 165	4 744 172	27 273 562
94	Furnitures, bedding, mattress supports, cushions and stuffed	7 662 122	20 362 027	28 126 628	62 203 306
95	Toys, games and sports requisites; parts and accessories thereof	5 555 803	11 124 307	13 597 312	29 259 373
96	Miscellaneous manufactured articles	4 360 102	10 326 748	21 951 418	51 601 033
97	Works of arts, collectors' piece and antiques	35 356	69 834	165 008	270 016
98	Vehicles in ckd and their components	12 936 141	23 798 783	148 199 502	263 652 090
<b>TOTAL IMPORT</b>		<b>9 446 513 223</b>	<b>19 188 597 845</b>	<b>11 749 862 451</b>	<b>24 308 556 710</b>

**I-1. IMPOR MENURUT GOLONGAN BARANG (HS) / IMPORT BY HS COMMODITY GROUPS**  
**C. MENURUT 40 GOLONGAN BARANG (HS) TERBESAR / BY BIG 40 COMMODITIES (HS)**  
**\*\*\* FEBRUARI / FEBRUARY 2011 \*\*\***

HS	Uraian golongan barang Group description	Berat bersih / Net weight (Kg)		Nilai / Value C.I.F (U S \$)	
		Bulan ini Current month	Kumulatif Cum. Jan. to date	Bulan ini Current month	Kumulatif Cum. Jan. to date
2709001000	Crude Petroleum Oil	1 246 960 864	2 312 405 831	963 124 712	1 725 905 697
2710111200	Motor Spirit, Premium Unleaded	616 319 661	1 654 065 166	558 901 686	1 487 986 628
2710197100	High Speed Diesel Fuel	452 234 775	1 397 066 487	369 546 866	1 094 209 127
8517120000	Telephones For Cellular Networks/for Other Wireless Networks	1 114 094	2 624 852	161 948 506	348 532 437
2710197200	Other Diesel Fuel	288 425 860	344 556 450	246 667 027	291 943 329
1001901900	Other Wheat, For Human Consumption	423 459 635	706 004 782	162 937 756	273 239 917
5201000000	Cotton, Not Carded/combed.	44 121 675	100 267 466	126 148 086	269 446 421
1006309000	Other Milled Rice, Whether/not Polished Or Glazed	217 239 360	480 362 510	114 517 203	257 082 530
1701110010	Cane Sugar, icumsa Minimal 1200	109 671 000	349 365 000	81 213 845	255 976 773
8802401000	Aeroplanes Of An Unladen Weight > 15,000 Kg	246 603	357 869	175 940 794	247 744 294
1201009000	Other Soya Beans, Whether Or Not Broken	244 092 960	425 259 036	138 308 803	236 845 185
8542390000	Other Electronic Integrated Circuits	398 395	892 901	93 217 150	196 935 811
2304000000	Oil-cake&other Solid Residues,in Pellet Form, From The Extract O	214 928 578	408 755 291	98 577 218	186 862 052
8704102200	Damper Designed For Off Highway, > 24 T Not Ckd	6 608 230	15 568 218	78 367 341	179 592 368
3104200000	Potassium Chloride	196 224 664	432 013 228	81 608 973	176 728 536
2902430000	P-xylene	67 156 901	123 583 652	101 534 592	176 503 049
8429520000	Mach With A 360,revolving Super Struct, Mech Shovels,excavator	15 057 550	28 575 836	85 142 160	162 197 152
2710111600	Other Motor Spirit, Unleaded	56 858 120	165 572 605	52 642 714	137 401 968
8471302000	Laptop Incl Notebooks	1 837 390	2 506 159	76 024 547	133 383 570
3902102000	Polypropylene In Granule Form	47 834 543	88 589 321	71 209 989	131 528 041
2710197900	Other Fuel Oils	87 928 671	234 900 263	48 587 802	126 209 214
2711120000	Liquid Propane	65 850 906	134 850 024	55 173 415	120 916 281
2711130000	Liquid Butanes	66 241 444	132 761 877	54 834 668	117 210 802
2710117000	Naphtha, Reformate Or Preparations For Preparing Spirits	4 564 000	120 478 810	4 083 599	105 380 825
8431499000	Oth Parts Of Machinery Of Heading 84.26, 84.29/84.30	6 722 442	14 851 624	45 475 241	101 701 662
1005909000	Maize (corn), Other Than Seeds	183 347 617	341 776 910	54 236 591	100 111 205
7601100000	Aluminium, Not Alloyed	20 684 864	38 771 571	50 754 790	94 089 248
8517625300	Other Transmission Apparatus For Radio- Telephony/radio-teleg	187 156	437 027	36 288 756	93 789 053
4702000000	Chemical Wood Pulp, Dissolving Grades.	23 489 008	76 271 912	27 204 346	91 214 652
7207121000	Slabs Of Iron/non Alloy, Cont.< 0,25% Of Carbon, Other Than Squ	66 036 046	154 856 534	38 355 487	91 043 145
9801202000	Vhcls Of Head 8704 With 5 Ton < Gross Weight <= 24 Ton, Incmpl	5 268 188	7 837 057	59 428 589	88 067 027
7403110000	Refined Copper For Cathodes And Sections Of Cathodes	5 401 540	9 385 810	50 703 506	85 350 509
8708999300	Other Parts,acces For Other Vehicles Of Heading 87.03	4 218 465	9 249 538	40 368 304	81 406 068
7204490000	Other Ferrous Waste And Scrap :	94 353 452	216 113 123	37 695 073	81 344 897
2905310000	Ethylene Glycol (ethanediol)	31 710 074	69 218 361	38 403 758	81 070 031
8474201100	Crushing/grinding Machines For Stone Electrically Operated	4 252 435	6 240 116	40 640 705	75 696 966
8529905900	Other Pcb	470 129	847 252	57 071 605	75 000 328
9801102000	Oth Vhcl Of Head 8703 With (4x2) System Incompletely Knocked	3 050 784	6 536 829	36 711 366	74 710 264
8517709900	Other Parts In Subheading 85.17.70	427 921	920 447	38 034 178	69 747 948
3901109010	Polymers Of Ethylene, In Granule Form	19 701 515	42 539 508	31 416 228	67 597 636



**I-2 IMPOR MENURUT GOLONGAN BARANG SITC / IMPORT BY SITC COMMODITY GROUPS**  
**\*\*\* FEBRUARI / FEBRUARY 2011 \*\*\***

SITC	Uraian golongan barang <i>Group description</i>	Berat bersih / <i>Net weight (Kg)</i>		Nilai / <i>Value C.I.F. (US \$)</i>	
		Bulan ini <i>Current month</i>	Kumulatif <i>Cum. Jan. to date</i>	Bulan ini <i>Current month</i>	Kumulatif <i>Cum. Jan. to date</i>
<b>A. By Commodity 1 digit SITC</b>					
0	Bahan makanan dan binatang hidup	1 144 163 091	3 439 268 225	998 589 561	2 014 620 361
1	Minuman dan tembakau	9 427 081	21 011 871	37 346 764	84 855 241
2	Bahan mentah	1 635 346 568	3 161 212 /14	150 281 989	1 415 598 629
3	Bahan bakar, bahan penyemir, dsb	3 105 463 398	6 835 354 244	2 550 094 305	5 531 704 699
4	Minyak/lemak nabati dan hewan	5 168 101	13 021 555	10 104 121	24 866 244
5	Bahan kimia	1 316 083 776	2 530 752 009	1 511 241 283	3 011 163 255
6	Hasil industri menurut bahan	1 240 121 412	2 359 131 313	1 110 098 062	3 593 568 919
7	Mesin dan alat pengangkutan	338 188 435	711 373 745	3 798 932 964	7 724 862 933
8	Hasil industri lainnya	51 944 450	111 320 912	311 841 109	118 410 313
9	Barang dan transaksi khusus lainnya	905	139 131	4 131 681	8 846 116
<b>TOTAL IMPORT</b>		<b>9 446 513 223</b>	<b>19 188 597 845</b>	<b>11 749 862 451</b>	<b>24 308 556 710</b>
<b>B. By Commodity 2 digit SITC</b>					
00	Live animal for food	16 924 242	23 439 819	41 169 012	51 312 112
01	Meat and meat preparations	4 905 891	14 594 123	13 164 834	40 460 226
02	Dairy product and eggs	21 947 842	46 951 839	70 276 678	145 633 194
03	Fish, crustaceans, molluscs and their preparations	34 818 603	81 212 182	31 351 064	12 134 614
04	Cereals and cereal preparations	1 013 232 580	1 872 575 120	401 521 399	779 253 961
05	Fruits and vegetables	125 911 036	211 882 265	98 973 981	224 995 031
06	Sugar, sugar preparations, and honey	201 320 182	476 808 965	138 324 302	342 989 972
07	Coffee, tea, cocoa, and spices	10 511 113	22 312 944	21 833 414	45 280 121
08	Feeding stuff for animals	302 912 481	599 281 130	150 191 922	291 534 185
09	Miscellaneous food preparations	11 492 521	24 202 638	31 776 955	68 365 685
11	Beverages	3 255 614	1 203 256	3 186 160	1 399 841
12	Tobacco and tobacco manufactured	6 171 407	13 808 615	33 560 004	77 455 394
21	Hides, skins and furskins	909 993	1 624 168	442 104	941 319
22	Oil seeds, nuts, and kernels	263 990 693	461 853 999	157 415 553	270 297 320
23	Crude rubber	23 944 521	4 156 491	68 392 991	129 211 934
24	Wood, lumber, and cork	19 903 133	34 351 685	8 986 952	18 299 021
25	Pulp and waste paper	248 554 528	556 621 004	116 994 325	218 139 150
26	Textile fibres and their waste	66 919 415	146 920 006	188 335 141	395 072 025
27	Crude fertilizers and crude minerals	552 931 316	1 253 215 456	58 378 678	131 219 052
28	Metalliferous ores and metal scraps	456 010 595	655 019 101	141 213 191	232 941 151
29	Crude animals and vegetable materials, nes	2 181 768	4 444 192	10 061 842	18 805 591
32	Coal, coke, and briquettes	10 023 124	20 611 833	2 161 211	6 865 562
33	Petroleum and petroleum products	2 963 031 580	6 546 812 494	2 437 224 835	5 286 588 383
34	Gas; natural and manufactured	132 111 414	261 632 631	110 092 163	238 235 318
35	Electric current	291 280	291 280	15 436	15 436
41	Animal oils and fats	563 473	1 270 987	1 656 813	4 848 632
42	Fixed vegetable oils/fats	2 315 295	5 245 253	4 241 112	8 898 188
43	Animal vegetable oils/fats	2 829 339	6 511 315	4 806 802	11 119 424
51	Organic chemicals	312 802 189	604 520 881	468 064 203	909 023 112
52	Inorganic chemicals	171 469 483	386 858 667	96 650 615	208 110 136
53	Dyeing, tanning, and colouring materials	23 810 212	52 029 195	19 355 623	168 446 511
54	Medical and pharmaceutical products	2 513 584	4 543 640	56 224 810	101 050 194
55	Essential oils and perfumery materials	13 794 052	26 605 102	66 306 004	132 077 772
56	Manufactured fertilizers	496 524 611	849 515 815	155 988 884	285 658 631
57	Plastics in primary forms	191 556 145	378 790 042	354 429 193	699 353 786
58	Plastics in non-primary forms	19 238 448	44 518 009	62 330 851	131 418 184
59	Chemical materials and its products, nes	84 254 326	183 309 992	171 891 040	363 963 063
61	Leather, leather med, nes	2 619 108	5 118 633	21 583 612	58 594 850
62	Rubber manufactured, nes	16 141 234	35 180 912	88 389 239	189 525 133
63	Wood and cork manufactured	30 975 733	67 665 621	15 408 223	33 685 364
64	Paper, paperboard, and manufactured thereof	51 308 516	101 456 019	84 191 132	111 216 680
65	Textile yarns, fabrics, and their products	50 448 939	117 512 947	350 706 845	818 167 935
66	Non metallic minerals manufactured	336 621 430	505 930 014	68 048 835	135 610 198
67	Iron and steel	627 117 693	1 255 148 190	613 918 195	1 235 204 521
68	Non ferrous metals	70 529 685	140 582 614	258 138 280	505 831 234
69	Manufactured of metal, nes	53 153 014	123 882 363	203 113 041	439 133 004
71	Power generating machine and equipments	29 100 422	69 946 205	252 593 402	641 221 881
72	Machinery specialized for particular industry	11 411 260	136 626 416	515 516 613	1 164 259 041
73	Metalworking machinery	8 595 082	18 057 181	77 754 884	156 759 040
74	General industrial machinery and equipments	62 099 266	138 014 549	566 831 118	1 201 410 462
75	Office machinery and automatic data processing	9 137 638	16 272 943	205 664 188	398 794 420
76	Telecommunication and reproducers apparatus	11 393 652	25 601 305	465 312 894	1 001 909 805
77	Electrical machinery and apparatus	39 858 666	86 050 202	638 441 858	1 352 916 807
78	Road vehicles	81 580 538	155 639 596	118 133 193	1 301 991 055
79	Other transportation equipments	25 011 911	65 099 288	298 024 154	493 534 410
81	Sanitary, plumbing, and fittings	3 518 415	7 683 502	13 420 902	27 112 331
82	Furniture	5 631 218	15 513 145	19 406 258	42 408 946
83	Traveling goods	2 022 249	5 195 033	9 061 145	21 197 921
84	Clothing	2 991 603	6 965 311	29 333 413	62 121 366
85	Footwear	3 388 627	7 350 908	22 024 773	44 068 410
87	Professional, scientific, and contractor instruments	4 410 189	9 698 025	89 291 494	114 940 146
88	Photographic apparatus, equipments and optics	1 995 249	4 351 894	24 489 018	41 941 891
89	Miscellaneous manufactured articles	27 920 840	60 556 548	170 813 986	358 667 296
96	Coin; not being legal tender	0	131 111	0	515 430
97	Gold; non monetary	905	1 426	4 131 681	8 210 686
<b>TOTAL IMPORT</b>		<b>9 446 513 223</b>	<b>19 188 597 845</b>	<b>11 749 862 451</b>	<b>24 308 556 710</b>

**I-2 IMPOR MENURUT GOLONGAN BARANG SITC / IMPORT BY SITC COMMODITY GROUPS**  
**\*\*\* FEBRUARI / FEBRUARY 2011 \*\*\***

SITC	Uraian golongan barang <i>Group description</i>	Berat bersih/ <i>Net weight</i> (Kg)		Nilai/ <i>Value C.I.F</i> (US\$)	
		Bulan ini <i>Current month</i>	Kumulatif <i>Cum.Jan.to date</i>	Bulan ini <i>Current month</i>	Kumulatif <i>Cum.Jan.to date</i>
<b>C. By Commodity 3 digit SITC</b>					
1	Live Animals Other Than Fish	16 924 242	23 439 819	41 169 012	57 372 772
11	Meat Of Bovine Animals Fresh, Chilled Or Frozen	2 584 071	7 885 794	8 483 252	26 294 926
12	Other Meat, Other Edible Meat Offal, Fresh, Chilled Or Frozen	2 140 299	6 415 774	4 031 677	13 052 627
16	Meat And Edible Meat Offal, Salted, Dried, Edible Flour Of Meat	5 280	11 834	39 109	104 781
17	Meat And Edible Meat Offal, Prepared Or Preserved	176 241	280 721	610 796	1 007 892
22	Milk,cream, And Milk Products Other Than Butter Or Cheese	19 545 900	41 918 828	58 744 584	121 741 445
23	Butter And Other Fats From Milk	822 761	1 703 019	4 365 462	9 182 386
24	Cheese And Curds	1 425 696	3 076 908	6 415 201	13 501 397
25	Eggs, Birds, And Egg Yolks; Fresh, Dried Or Otherwise Preserved	153 485	253 084	751 431	1 207 966
34	Fish, Fresh, Chilled Or Frozen	29 086 504	70 247 025	22 021 113	55 393 919
35	Fish, Dried Salted Or In Brine; Smoked Fish	3 871 637	7 496 051	3 429 268	6 547 378
36	Crustaceans, Molluscs, And Aquatic Invertebrates	1 721 743	2 926 677	5 377 293	9 179 217
37	Fish, Crustaceans, Molluscs, And Other Aquatic Invertebrates;	198 719	543 029	523 390	1 614 100
41	Wheat And Meslin, Unmilled	514 539 695	797 687 711	185 759 588	296 262 337
42	Rice	240 703 361	592 240 054	127 988 353	319 640 817
44	Maize, Unmilled	185 128 106	343 672 180	54 873 536	100 917 865
45	Cereals, Unmilled	851 428	2 045 538	374 980	747 056
46	Meal And Flour Of Wheat And Flour Of Meslin	64 457 104	124 106 285	25 601 970	48 939 278
47	Other Cereal Meals And Flours	654 342	1 151 609	260 796	458 048
48	Cereal Preparations And Preparations Of Flours/starchs Of Fruit	6 898 544	11 671 743	6 662 176	12 288 560
54	Vegetables, Fresh, Chilled, Frozen Or Simply Preserved	64 841 856	127 176 590	40 202 240	79 108 360
56	Vegetables, Roots And Tubers, Prepared Or Preserved Nes	3 617 320	8 929 398	4 832 095	11 902 213
57	Fruit And Nut; Fresh Or Dried	55 946 184	137 899 999	51 769 588	128 443 215
58	Fruits, Preserved And Preparations	877 566	2 404 509	1 314 405	3 039 478
59	Fruit And Vegetable Juices	634 110	1 471 769	855 653	2 501 765
61	Sugar, Molasses, And Honey	200 937 329	475 574 053	136 868 489	339 227 687
62	Sugar Confectionery	382 853	1 234 912	1 455 813	3 762 285
71	Coffee And Coffee Substitutes	1 442 724	2 185 739	5 307 288	8 406 408
72	Cocoa	2 090 547	4 865 802	7 872 776	17 655 124
73	Chocolate And Other Food Preparations Containing Cocoa	629 123	1 246 651	2 436 011	4 980 129
74	Tea And Mate	690 209	2 191 288	1 524 474	4 115 944
75	Spices	5 719 110	11 823 464	4 692 865	10 123 116
81	Feeding Stuff For Animals	302 972 481	599 287 730	150 197 922	297 534 185
91	Margarine And Shortening	405 192	1 047 247	1 655 924	4 085 262
98	Edible Products And Preparations	11 087 329	23 155 391	30 121 031	64 280 423
111	Non-alcoholic Beverages, Nes	3 198 349	7 136 122	2 937 990	6 487 096
112	Alcoholic Beverages	57 325	67 134	848 770	912 751
121	Tobacco, Unmanufactured And Refused	5 521 853	12 236 389	28 256 651	64 864 196
122	Tobacco, Manufactured	649 554	1 572 226	5 303 353	12 591 198
211	Hides And Skins, Raw	909 927	1 623 968	441 985	942 459
212	Furskins, Raw	66	200	719	4 920
222	Oil Seeds Use For Extraction Ofsoft Fixed Vegetable Oils	263 849 643	459 410 120	157 172 473	268 646 662
223	Oil Seeds Use For Extraction Of Other Fixed Vegetable Oils	141 050	2 443 879	243 080	1 650 658
231	Natural Rubber Latex;natural Rubber And Similar Natural Gums	1 142 733	2 583 513	3 890 456	8 339 680
232	Synthetic Rubber Latex, Synthetic/reclaimed Rubber	22 801 794	44 572 984	64 502 541	120 932 254
244	Cork,natural,raw And Waste	6 775	11 591	31 439	67 869
245	Fuel Wood And Wood Charcoal	913 653	1 353 701	252 118	360 963
246	Wood In Chips Or Particles And Waste	3 707 606	3 940 835	465 160	571 107
247	Wood In The Rough Or Roughly Squared	6 021 510	8 519 437	1 305 273	2 554 058
248	Wood, simply Worked And Railway Sleeper Of Wood	9 254 189	20 526 121	6 932 962	14 745 024
251	Pulp And Waste Paper	248 554 528	556 627 004	116 994 325	278 739 150
261	Silk	1 906	1 920	19 374	19 680
263	Cotton	44 141 725	100 290 260	126 269 976	269 590 596
264	Jute And Other Textile Bast Fibres	125 062	299 887	242 545	485 862
265	Vegetable Textile Fibres,raw Or Processed;waste Of These Fibres	221 668	392 226	180 954	330 004
266	Synthetic Fibres Suitable For Spinning	17 699 720	36 203 856	42 006 476	84 675 869
267	Other Man-made Fibres Suitable For Spinning And Waste	4 148 801	8 602 967	17 745 529	36 021 514
268	Wool And Other Animal Hair	129 686	299 362	1 354 929	2 992 683
269	Old Clothing And Other Old Textile Articles; Rags	450 847	829 528	515 364	955 817
272	Fertilizers, Crude	78 892 967	198 589 028	10 815 548	26 544 322
273	Stone, Sand And Gravel	198 969 563	328 765 305	8 404 828	14 795 841
274	Sulphur And Unroasted Iron Pyrites	31 176 688	60 838 096	5 897 719	11 633 351
277	Natural Abrasives	1 211 475	4 299 199	355 869	1 414 381
278	Other Crude Minerals	242 680 623	660 723 828	32 904 714	76 831 157
281	Iron Ore And Concentrates	316 841 345	325 472 319	66 717 045	67 775 518
282	Waste And Scrap Metal Of Iron/steel	110 848 725	246 488 915	45 705 433	95 370 086
283	Copper Ores And Concentrates	3 225	84 591	37 519	940 852
285	Aluminium Ores And Concentrates	22 332 785	69 043 897	9 113 617	27 678 576
287	Ores And Concentrates Of Basemetals	2 191 994	5 625 167	2 543 118	6 706 857
288	Non-ferrous Base Metal Waste And Scraps	3 792 302	8 304 527	17 149 390	34 424 738
289	Ores And Concentrates Of Precious Metals; Waste,scraps	219	291	7 669	50 530
291	Crude Animal Materials	1 065 299	1 944 237	4 326 294	6 918 226
292	Crude Vegetable Materials	1 116 469	2 499 955	5 735 548	11 887 365
321	Coals, Pulverized Or Not	6 238 990	9 038 314	1 323 782	2 148 214
322	Briquettes, Lignite And Peat	28 727	90 569	9 260	70 450

**I-2 IMPOR MENURUT GOLONGAN BARANG SITC / IMPORT BY SITC COMMODITY GROUPS**  
**\*\*\* FEBRUARI / FEBRUARY 2011 \*\*\***

SITC	Uraian golongan barang <i>Group description</i>	Berat bersih/ <i>Net weight</i> (Kg)		Nilai/ <i>Value C.I.F</i> (US\$)	
		Bulan ini <i>Current month</i>	Kumulatif <i>Cum.Jan.to date</i>	Bulan ini <i>Current month</i>	Kumulatif <i>Cum.Jan.to date</i>
<b>C. By Commodity 3 digit SITC</b>					
325	Coke And Semi Coke Of Coal/lignite/peat	3 755 407	11 482 950	1 428 229	4 646 898
333	Petroleum Oil, Crude	1 246 960 864	2 312 405 831	963 124 712	1 725 905 697
334	Petroleum Products, Refined	1 663 289 944	4 149 911 379	1 441 711 783	3 506 541 659
335	Residual Petroleum Products, And Related Materials	52 780 772	84 495 284	32 388 340	54 141 027
342	Liquefied Propane And Butane	132 092 350	267 611 901	110 008 083	238 127 083
343	Natural Gas, Liquefied Or Not	662	662	10 154	10 154
344	Petroleum Gases And Other Gas	18 106	19 558	61 796	80 915
345	Coal Gas, Water Gas And Similar Gas	296	516	12 730	17 166
351	Electric Currents	297 280	297 280	15 436	15 436
411	Animal Oils And Fats	563 473	1 270 987	1 656 813	4 848 632
421	Fixed Vegetable Fats And Oils Soft,crude,refined Or Fractioned	1 836 691	4 192 570	3 156 652	6 846 018
422	Fixed Vegetable Fats And Oils Solid,crude,refined Or Fractioned	538 604	1 052 683	1 084 460	2 052 170
431	Animal And Vegetable Oil; Fat Processed And Their Wax	2 829 339	6 511 315	4 806 802	11 119 424
511	Hydrocarbon And Their Halogenated, Nitrated Derivatives	160 767 304	297 066 233	208 851 276	376 028 028
512	Alcohols,phenols,phenol-alcohols And Their Halogenated	77 376 523	156 746 955	84 053 276	175 597 437
513	Carboxylic Acids,and Their Anhydrides,halides,peroxides	36 826 296	76 993 332	56 645 815	118 413 159
514	Nitrogen-function Compounds	13 331 701	26 490 080	37 571 884	76 025 701
515	Organo-inorganic And Heterocyclic Compounds	12 044 718	25 361 504	53 774 971	111 899 585
516	Other Organic Chemicals	12 456 247	21 862 783	27 166 981	51 059 802
522	Inorganic Chemical Elements, Oxides And Halogen Salts	75 992 829	146 556 471	54 481 998	111 979 408
523	Metallicsalts And Peroxysalts	93 857 462	237 099 312	38 482 125	89 547 914
524	Other Inorganic Chemicals:chemical Compound Of Precious Metals	1 613 858	3 190 489	2 994 304	5 467 447
525	Radioactive And Associated Materials	5 334	12 395	692 188	1 115 367
531	Synthetic Organic; Colouring Matter	4 826 060	10 022 658	25 157 054	53 860 008
532	Dyeing/tanning Extracts And Synthetic Tanning Materials	359 669	928 707	659 832	1 883 914
533	Pigments, Paints, Varnishes, And Related Materials	18 684 543	41 078 430	53 538 737	112 702 649
541	Medicinal And Pharmaceutical Products	1 235 862	2 516 138	34 229 486	62 506 485
542	Medicaments, Including Veterinary Medicaments	1 337 722	2 027 502	21 995 384	44 544 309
551	Essential Oils, Perfumes, And Flavour Materials	1 778 316	3 537 906	21 818 116	45 193 930
553	Perfumery, Cosmetics, And Toilet Preparations	3 859 124	7 560 286	24 561 494	48 228 839
554	Soap,cleansing And Polishing Preparations	8 156 612	15 506 910	19 926 394	38 655 003
562	Fertilizers, Manufactured	496 524 677	849 575 875	155 988 884	285 658 637
571	Polymers Of Ethylene In Primary Forms	49 717 128	101 719 819	78 047 460	159 104 692
572	Polimers Of Styrene In Primary Forms	12 430 965	26 365 419	29 486 933	58 243 945
573	Polimers Of Vinyl Chloride In Primary Forms	6 738 423	11 071 001	9 235 680	16 463 688
574	Poliacetals And Polycarbon In Primary Forms	22 600 504	41 251 029	55 815 820	100 440 792
575	Other Plastics In Primary Forms	92 882 629	181 612 160	177 078 310	355 021 298
579	Waste And Scrap Of Plastics	7 186 496	16 770 614	4 764 990	10 079 371
581	Tubes, Pipes, And Hoses Of Plastics	1 406 863	3 696 268	7 431 736	17 636 674
582	Plates, Sheets, And Film Of Plastics	17 583 705	40 285 320	53 347 170	116 260 280
583	Monofilament And Rod Of Plastics	247 880	536 421	1 551 945	3 581 830
591	Disinfectants, Insecticides, And Fungicides Put In Forms	4 477 911	8 440 701	25 016 152	43 879 487
592	Starches, Inulin, And Wheat Glutenal Buminoidal Substances; Glues	44 839 116	79 913 188	43 368 169	83 532 637
593	Explosive And Pyrotechnic Products	375 499	4 761 797	3 817 120	7 875 480
597	Additive For Mineral Oils	9 850 526	21 086 819	29 324 482	61 970 498
598	Miscellaneous Chemical Products	24 711 274	69 107 487	70 365 117	166 704 961
611	Leathers	2 592 584	5 728 319	27 394 066	58 142 869
612	Manufactures And Composition Leathers	26 304	50 094	181 833	444 208
613	Furskins, Tanned Or Dressed	220	220	7 773	7 773
621	Materials Of Rubber	2 908 035	7 480 238	16 868 101	41 170 636
625	Rubber Tyre,tyre Cases,tyre Treads,inner Tubes, And Tyre Flaps	10 399 904	20 746 582	41 121 530	85 379 145
629	Articles Of Rubbers	2 839 295	6 954 092	30 399 608	62 975 352
633	Cork Manufactures	56 654	129 334	209 955	480 405
634	Veneers,plywood,improved/reconstituted Wood Worked	30 144 274	65 718 186	13 968 272	29 861 872
635	Wood Manufactures	774 805	1 818 101	1 229 996	3 343 087
641	Papers And Paperboards	42 012 116	86 925 443	55 555 157	114 796 023
642	Paper And Paperboard Cut To Size/shape And Article Of Papers	9 296 460	20 530 576	29 236 575	62 420 657
651	Textile Yarns	10 332 464	24 109 866	39 425 158	87 587 063
652	Cotton Fabrics, Woven	7 559 354	18 624 299	80 725 969	196 874 090
653	Fabrics, Woven, Of Man-made Fibres	7 749 191	18 621 444	63 023 412	149 056 438
654	Textile Fabrics, Woven, Other Than Of Cotton Or Man-made Fibres	648 338	1 479 598	8 751 914	19 093 750
655	Knitted Or Crocheted Fabrics	8 267 951	19 545 395	77 024 900	181 419 866
656	Tulle,lace,embroidery,ribbons,trimmings And Other Small Wares	1 205 981	2 996 454	17 362 637	43 599 036
657	Special Yarns,textile Fabrics	10 818 613	24 741 506	55 768 598	122 095 445
658	Made-up Articles, Wholly/chiefly Of Textile Materials	2 405 934	4 636 687	6 008 736	12 650 452
659	Floor Coverings	1 461 113	2 757 698	2 615 521	5 791 795
661	Lime,cement And Fabricated Construction Materials	268 055 643	368 580 721	14 372 324	23 598 932
662	Clay And Refractory Construction Materials	32 511 208	70 110 116	15 526 541	33 134 260
663	Mineral Manufactures	9 946 773	19 010 676	15 868 275	31 555 099
664	Glass	16 927 081	29 714 094	13 770 204	29 633 925
665	Glassware	7 254 083	14 173 877	7 498 272	15 363 337
666	Pottery	1 917 261	4 324 907	976 856	2 102 908
667	Pearl, Precious And Semi Precious Stones	15 381	15 623	36 363	221 737
671	Pig Iron,spiegeleisen,sponge Iron, And Ferro-alloys	34 686 274	40 376 332	19 120 506	28 014 539
672	Ingots And Other Iron/steel In Primary Forms	93 433 826	213 609 086	60 852 643	136 577 157

**I-2 IMPOR MENURUT GOLONGAN BARANG SITC / IMPORT BY SITC COMMODITY GROUPS**  
**\*\*\* FEBRUARI / FEBRUARY 2011 \*\*\***

SITC	Uraian golongan barang Group description	Berat bersih/ Net weight (Kg)		Nilai/ Value C.I.F (US\$)	
		Bulan ini Current month	Kumulatif Cum.Jan.to date	Bulan ini Current month	Kumulatif Cum.Jan.to date
<b>C. By Commodity 3 digit SITC</b>					
673	Flat Rolled Products, Not Clad	223 244 495	463 537 542	179 233 432	368 176 296
674	Flat Rolled Products, Clad Or Plated	52 241 514	112 869 420	57 172 060	123 341 058
675	Flat Rolled Products And Alloy Steels	63 566 523	121 409 582	77 863 885	158 046 564
676	Iron/steel Bars, Rods, Angels, Shaped And Sections	67 801 890	133 261 812	68 012 913	135 813 961
677	Rail/railway And Tractor Construction Of Iron/steel Materials	615 222	1 461 195	1 379 481	3 013 319
678	Wire Of Iron/steel	15 374 967	31 483 370	19 617 920	40 370 053
679	Tubes, Pipes, Hollow Profile, Pipe Fitting Of Iron/steel	76 752 982	137 139 851	130 665 355	241 851 574
681	Silver, Platinum, And Other Metal Of The Platinum Groups	8 224	20 771	2 525 892	4 369 395
682	Copper	10 688 021	19 655 754	83 376 671	156 600 103
683	Nickel	127 310	260 478	3 427 204	5 394 072
684	Aluminium	44 936 454	87 534 413	129 878 317	253 329 616
685	Lead	6 925 034	15 600 827	17 907 273	38 667 472
686	Zinc	7 560 900	16 897 635	18 221 469	40 546 845
687	Tin	73 545	233 880	1 934 162	4 962 402
689	Miscellaneous Non-ferrous Basemetals Employed In Metallurgy	210 197	378 916	867 292	1 961 329
691	Structures And Parts Of Iron/steel Or Aluminium	6 936 610	18 476 989	14 745 248	42 657 708
692	Metal Containers For Storage And Transportations	3 719 744	7 373 870	13 390 365	28 571 663
693	Wire Products And Fencing Grills	5 423 287	12 873 627	10 114 026	24 743 052
694	Nails, Screws, Nuts, Bolts, Rivets Of Iron/steel Or Copper	6 714 297	15 352 652	40 042 722	83 570 690
695	Tools For Used In The Hand Or In Machines	4 672 995	9 277 322	32 412 884	64 785 672
696	Cutlery	1 056 340	2 418 689	5 508 904	9 308 069
697	Household Equipment Of Base Metals	3 041 054	7 331 731	7 583 629	17 888 980
699	Manufactures Of Base Metals	22 188 687	50 777 483	79 315 263	168 207 170
711	Steam And Other Vapour Generating Boilers And Parts	2 337 558	10 651 812	13 997 423	59 204 461
712	Steam Or Other Generating Boilers And Parts	2 321 344	5 521 365	14 087 031	36 978 100
713	Internal Combustion Piston Engines And Parts	13 637 553	29 295 395	139 129 648	283 214 100
714	Engines And Motors, Non-electric And Parts	207 035	642 939	8 845 961	32 579 084
716	Rotating Electric Plants And Parts	10 023 235	22 454 173	63 535 112	210 975 645
718	Other Power Generating Machines And Parts	573 697	1 380 521	12 998 227	24 276 497
721	Agricultural Machinery And Parts	1 867 904	3 365 000	12 958 610	21 933 441
722	Tractors	353 131	1 299 020	2 371 368	8 108 507
723	Civil Engineering And Contractor Plants And Equipments/parts	36 877 244	70 750 348	231 035 220	461 146 097
724	Textile/leather Machinery And Parts	7 771 631	16 492 708	65 581 560	131 754 853
725	Papermill/pulpmill Machinery And Paper Cutting Machines	2 524 411	4 372 385	22 827 176	52 756 986
726	Printing/book Binding Machinery And Parts	1 058 755	2 876 464	25 810 760	66 618 810
727	Food Processing Machines And Parts	4 176 332	6 480 535	27 365 406	54 893 957
728	Other Machines And Equipment Specialized For Particular Industry	16 781 852	30 990 016	187 626 513	367 046 396
731	Machine Tools By Removing Metal	2 478 676	5 298 624	27 056 908	52 929 164
733	Machine Tool For Working Metals	2 645 386	5 552 243	19 432 477	38 462 562
735	Parts Of Machine Tools	285 719	667 794	7 170 478	14 574 805
737	Metalworking Machinery And Parts	3 185 301	6 538 520	24 095 021	50 792 509
741	Heating And Cooling Equipments And Parts	11 200 617	27 413 441	97 526 034	219 578 296
742	Pumps For Liquid And Parts	6 093 515	12 257 676	65 072 354	127 562 485
743	Pumps, Compressors, Fans, Blowers, Centrifuges, And Parts	8 056 568	18 796 128	73 281 701	146 411 169
744	Mechanical Handling Equipments And Parts	15 296 662	33 192 341	91 273 264	201 885 021
745	Other Non-electical Machinery, Tools, And Mechanical Apparatus	2 791 846	5 631 661	40 406 410	86 175 769
746	Ball Or Roller Bearings	3 154 795	6 968 208	36 150 784	76 102 885
747	Taps, Cocks, And Valves For Pipes	3 714 666	9 621 830	37 078 751	91 378 405
748	Transmission Shafts And Cranks	9 501 050	19 406 520	95 500 338	187 143 231
749	Non-electric Parts And Accessories Of Machineries	2 289 547	4 786 744	30 542 142	65 233 201
751	Office Machines	3 141 909	5 031 166	35 781 556	66 807 342
752	Automatic Data Processing Machines And Their Units	4 674 426	8 308 118	150 307 751	283 895 698
759	Parts And Accessories For Machine Of Heading 751 Or 752	1 321 303	2 933 659	19 574 881	48 091 380
761	Television Receivers	1 672 710	3 639 519	43 590 624	91 358 426
762	Radio Broadcast Receivers	188 923	373 954	3 799 609	7 565 306
763	Sound Recorders Or Reproducers	176 128	415 570	3 572 864	6 766 575
764	Telecommunication Equipments And Parts	9 355 891	21 178 262	414 349 797	896 219 498
771	Electric Power Machinery And Parts	3 609 991	6 464 535	38 363 528	66 667 321
772	Electrical Apparatus For Making And Breaking Electrical Circuits	7 147 220	14 636 888	164 473 759	347 616 457
773	Equipment For Distributing Electricity	7 343 329	15 772 198	54 169 344	130 093 647
774	Electrical Apparatus For Medical Purposes And Radiological	96 513	170 093	6 840 698	11 821 603
775	Household Type, Electrical/non-electrical Equipments	6 615 028	14 408 389	30 370 662	64 585 166
776	Thermionic, Cold Cathode, And Photo Cathode Valves/tubes	3 048 525	7 360 148	189 913 899	400 400 639
778	Electrical Machinery And Apparatus	11 998 060	27 237 951	154 309 968	331 731 974
781	Passenger Motor Cars	19 722 721	30 255 479	220 902 246	331 927 773
782	Motor Vehicle For The Transportation Of Goods	23 040 209	43 076 729	239 706 177	439 626 643
783	Road Motor Vehicles	1 406 140	3 696 283	12 589 242	29 776 960
784	Parts And Accessories Of The Motor Vehicles	20 774 105	42 671 913	182 313 176	371 399 892
785	Motorcycles, Scooters, And Other Cycles Motorized/non Motorized	15 046 181	32 373 090	59 679 313	126 139 979
786	Trailers And Other Vehicles, Not Motorized	1 591 182	3 566 102	3 543 039	9 119 808
791	Railway Vehicles And Associated Equipments	902 965	1 144 424	6 685 989	13 290 384
792	Aircraft And Associated Equipments And Parts	315 189	591 216	216 879 708	349 446 962
793	Ships, Boats, And Floating Structures	23 793 757	63 363 648	74 458 457	130 797 064
811	Prefabricated Buildings	709 227	1 826 442	2 694 787	5 115 431
812	Sanitary, Plumbing, Heating, And Lighting Fixtures/fittings	1 146 375	2 173 684	4 356 681	6 848 637

**I-2 IMPOR MENURUT GOLONGAN BARANG SITC / IMPORT BY SITC COMMODITY GROUPS**  
**\*\*\* FEBRUARI / FEBRUARY 2011 \*\*\***

SITC	Uraian golongan barang <i>Group description</i>	Berat bersih/ <i>Net weight</i> (Kg)		Nilai/ <i>Value C.I.F</i> (US\$)	
		Bulan ini <i>Current month</i>	Kumulatif <i>Cum.Jan.to date</i>	Bulan ini <i>Current month</i>	Kumulatif <i>Cum.Jan.to date</i>
<b>C. By Commodity 3 digit SITC</b>					
813	Lighting Fixtures And Fittings	1 662 813	3 683 376	6 369 434	15 148 263
821	Furnitures And Parts	5 637 278	15 513 745	19 406 258	42 408 946
831	Travel Goods	2 022 249	5 195 033	9 061 145	21 197 921
841	Men's Coats/Jackets, Not Knitted	158 593	615 907	2 580 774	5 452 012
842	Women's Coats/jacket, Not Knitted	180 950	626 556	3 889 147	7 510 088
843	Men's Coats/Jackets, Knitted	172 875	307 534	1 902 507	3 038 888
844	Women's Coats/jackets, Knitted	584 743	1 328 015	3 140 347	6 805 477
845	Articles Of Apparel	592 549	1 319 771	6 915 033	14 461 619
846	Clothing Accessories Of Textiles Fabrics	390 777	744 015	5 309 684	10 960 480
848	Articles Of Apparel And Clothing Accessories Of Other Than Textile	911 116	2 023 519	5 595 981	13 898 802
851	Footwears	3 388 627	7 350 908	22 024 773	44 068 410
871	Optical Instrument And Apparatus	96 578	161 868	3 837 960	8 403 215
872	Medical Instruments And Appliances	1 116 830	2 790 946	11 785 732	27 292 426
873	Meters And Counters	614 572	1 482 322	9 917 863	21 331 061
874	Measuring, Checking, Analysing, And Controlling Instrument And	2 642 209	5 262 889	63 749 939	117 913 444
881	Photographic Apparatus And Equipments	228 190	458 791	2 221 442	4 626 177
882	Photographic And Chinematographic Supplies	1 006 734	2 105 506	6 301 404	12 171 511
883	Cinematograph Film, Exposed And Developed	4 281	10 216	317 209	740 833
884	Optical Goods	362 105	754 763	13 099 894	24 331 799
885	Watches And Clocks	393 939	1 028 618	2 549 129	6 077 577
891	Arms And Ammunitions	17 576	192 534	5 604 418	28 148 342
892	Printed Matter	1 147 759	2 471 120	16 091 156	30 547 843
893	Article Of Plastics	12 875 716	27 340 566	50 464 986	106 253 928
894	Baby Carriages, Toys, Games, And Sporting Goods	5 757 650	11 516 601	14 059 662	30 268 891
895	Office And Stationery Supplies	1 791 923	3 921 387	7 453 376	16 140 759
896	Works Of Art, Collectors Pieces And Antiques	35 356	69 834	165 008	270 016
897	Jewellery, Goldsmith, Silversmith Wares, And Other Articles	342 313	1 065 592	2 816 850	8 165 853
898	Musical Instrument And Parts/accessories	1 473 596	3 141 639	22 913 904	45 216 442
899	Other Miscellaneous Manufactured Articles	4 478 951	10 837 275	51 244 626	93 655 222
961	Coin Not Being Legal Tender	0	137 711	0	575 430
971	Gold, Non-monetary	905	1 426	4 731 687	8 270 686
<b>TOTAL IMPORT</b>		<b>9 446 513 223</b>	<b>19 188 597 845</b>	<b>11 749 862 451</b>	<b>24 308 556 710</b>

**I.3. IMPOR MENURUT KOMODITI / IMPORT BY HS COMMODITY**  
**\*\*\* FEBRUARI / FEBRUARY 2011 \*\*\***

H S	Uraian Komoditi Commodity Description	Berat Bersih / Net Weight (Kg)		Nilai / Value C.I.F (US\$)	
		Bulan ini	Kumulatif	Bulan ini	Kumulatif
		Current Month	Cum.Jan. to date	Current Month	Cum.Jan. to date
0102901000	Live oxen, other than pure-bredbreeding animals	13 696 391	20 168 948	34 693 335	50 786 835
0102902000	Live buffaloes, other than pure-bredbreeding animals	3 227 777	3 270 260	6 469 582	6 562 948
0106390000	Other birds, live	34	66	1 508	3 016
0106900000	Other live animals, for humanconsumption	40	545	4 587	19 973
0201300000	Meat of bovine animals, boneless,fresh or chilled	57 845	185 061	381 719	971 229
0202200000	Oth cuts with bone in of bovine animals,frozen	211 815	486 463	384 571	911 822
0202300000	Meat of bovine animals, boneless,frozen	2 314 411	7 214 270	7 716 962	24 411 875
0204220000	Oth cuts with bone in of sheep,fresh or chilled	725	725	12 242	12 242
0204230000	Other meat of sheep, boneless, fresh orchilled	469	469	8 932	8 932
0204410000	Carcasses & half-carcasses of sheep,frozen	14 105	24 929	52 893	112 998
0204420000	Oth cuts with bone in of sheep, frozen	28 622	69 552	264 621	550 659
0204430000	Other meat of sheep, boneless, frozen	8 774	16 303	96 890	173 856
0206220000	Livers of bovine animals, frozen	165 029	626 483	312 475	1 228 724
0206290000	Other edible offal of bovine animals,frozen	1 875 228	5 482 029	3 233 522	10 667 961
0207149000	Oth cuts & offals of fowl of the speciesgallus domesticus, frozen	0	8 980	0	29 236
0207250000	Meat and edible offal of turkeys, notcut in pieces, frozen	195	5 491	694	20 756
0207279000	Oth cuts and offal of turkeys, frozen	33	33	446	446
0207331000	Meat and edible offal of ducks,not cut in pieces, frozen	47 119	162 378	48 962	217 879
0207369000	Oth cut & offal of ducks, geese/guineafowls, frozen	0	18 100	0	28 606
0208900010	Frogs legs	0	1	0	2
0208900090	Oth meat & edible offal, fresh, chilledor frozen	0	36	0	50
0210999000	Oth meat & edible, incl. frours & mealssalted, in brine, dried or sm	5 280	11 834	39 109	104 781
0301102000	Ornamental marine fish, live	0	467	0	5 430
0301103000	Freshwater ornamental fish, live	437	437	6 235	6 235
0301992100	Other live fish fry, for breeding	150	150	5 028	5 028
0301994090	Other freshwater fish, live	47 940	156 820	52 784	142 903
0302190000	Oth salmonidae fish,excl.fillet,liverand roes, fresh or chilled	0	10 010	0	9 491
0302390000	Oth tunas, excl.filletts, livers & roes,fresh or chilled	0	26	0	666
0302610000	Sardines, excl. fillets, livers & roes,fresh or chilled	32 599	59 599	23 696	41 246
0302691090	Other marine fish excl.filletts, liversand roes, fresh or chilled	15 555	15 555	15 970	15 970
0302692010	Tilapia, excl.filletts, livers and roes,fresh or chilled	9 450	9 450	9 289	9 289
0302692090	Other freshwater fish, excl.filletts,livers and roes, fresh or chilled	17 501	17 501	18 097	18 097
0302700000	Livers & roes of fish, fresh/chilled	330	4 159	2 209	9 329
0303190000	Oth pacific salmon, excl.fillet, liverand roes, frozen	15 570	15 570	28 923	28 923
0303220000	Atlantic & danube salmon, excl.filletts,livers and roes, frozen	4 572	26 080	73 726	242 567
0303290000	Other salmonidae, excl.filletts, liversand roes, frozen	0	6 130	0	34 726
0303310000	Halibut, excl.filletts, livers and roes,frozen	119	119	1 925	1 925
0303330000	Sole, excl.filletts, livers & roes,frozen	424	424	6 840	6 840
0303390000	Oth flat fish, excl.filletts, livers &roes, frozen	39 875	350 520	129 113	1 165 509
0303410000	Albacore/longfinned tunas,excl.fillet,livers and roes, frozen	53 172	259 270	142 501	697 935
0303420000	Yellow fin tunas, excl.fillet, liver &roes, frozen	27 442	904 632	67 500	2 564 006
0303430000	Skipjack or stripe-bellied bonito,excl.filletts, livers and roes, frozen	4 604 310	7 954 177	4 013 905	6 770 333
0303490000	Oth tunas, excl.filletts,livers & roes,frozen	127 263	376 844	182 701	351 162
0303510000	Herring clupea harengus,clupea pallasii),excl.filletts,livers and roes,	18	18	259	259
0303520000	Cod (gadus morhua, ogac, macrocephalu),excl.filletts,livers and roe	1 137	3 470	1 371	3 857
0303610000	Swordfish (xiphias gladius),excl.filletts,livers and roes,frozen	97 545	97 545	69 105	69 105
0303710000	Sardines, excl.filletts, livers and roes,frozen	7 935 280	18 622 572	4 676 769	11 010 945
0303740000	Mackerel, excl.filletts, livers and roes,frozen	12 504 796	32 832 881	9 353 861	24 375 844
0303750000	Dogfish and other sharks, excl.filletts,livers and roes, frozen	0	9 179	0	6 616
0303760000	Eels, excl.filletts, livers & roes,frozen	1 410	20 060	1 700	52 245
0303770000	Sea bass, excl.filletts, livers and roes,frozen	27 064	27 064	75 179	75 179
0303791090	Other marine fish, excl.filletts, liversand roes, frozen	3 115 319	7 290 665	2 389 183	5 589 534
0303792010	Tilapia, excl.filletts, livers and roes,frozen	219 001	346 900	204 201	317 794
0303792090	Other freshwater fish, excl.filletts,livers and roes, frozen	0	177 170	0	129 664
0303802000	Roes of fish, frozen	332	833	400	940
0304190000	Other fish fillets,fresh or chilled	3 427	3 427	7 871	7 871
0304290000	Other fish fillets,frozen	156 251	524 163	440 353	1 496 662
0304990000	Other fish meat (whether or not minced)frozen	28 215	123 138	20 419	129 794
0305100000	Flours, meals and pellets of fish,fit for human consumption	0	1 520	0	14 086
0305201000	Livers & roes of freshwater fish, dried,salted or salted or in brine	276 879	414 387	221 503	331 509
0305209000	Others livers & roes of fish, dried,smoked, salted or in brine	110 400	110 401	62 928	62 929
0305420000	Herrings, smoked, including fillets	4 002	6 602	6 000	9 900
0305490000	Other smoked fish, including fillets	100 047	242 479	165 376	419 782
0305591000	Sharks fins, dried, salted/unsaltedbut not smoked	0	4 659	0	14 977
0305592000	Marine fish, including anchovies, dried,salted/unsalted, but not sr	3 031 815	6 101 199	2 679 381	5 165 149
0305599000	Other dried fish, salted/unsalted butnot smoked	348 494	614 804	294 080	529 046
0306130000	Shrimps and prawns, frozen	151 390	315 509	386 509	1 363 998
0306140000	Crabs, frozen	279 866	489 374	3 370 857	5 074 142
0306190000	Other, incl flours, meals & pellets ofcrustac, fit for human consump	800	800	17 590	17 590
0306231000	Shrimps and prawns, breeder	0	224	0	23 968

**I.3. IMPOR MENURUT KOMODITI / IMPORT BY HS COMMODITY**  
**\*\*\* FEBRUARI / FEBRUARY 2011 \*\*\***

H S	Uraian Komoditi Commodity Description	Berat Bersih / Net Weight (Kg)		Nilai / Value C.I.F (US\$)	
		Bulan ini Current Month	Kumulatif Cum.Jan. to date	Bulan ini Current Month	Kumulatif Cum.Jan. to date
0306249900	Other crabs, not frozennot in airtight containers	10 354	11 726	248 986	256 754
0306299900	Other crustaceans, not frozenin oth than airtight containers	140	140	10 099	10 099
0307101000	Oysters, live	0	128	0	1 247
0307102000	Oysters, fresh, chilled or frozen	939	11 550	7 032	58 280
0307291000	Scallops, frozen	19 365	61 258	34 823	124 294
0307391000	Mussels, frozen	12 407	19 040	37 922	64 936
0307412000	Cuttle fish and squid,fresh or chilled	0	1 512	0	2 810
0307491000	Cuttle fish and squid, frozen	1 207 146	1 947 010	1 169 101	2 025 279
0307492000	Cuttlefish&squid,dried,salted/in brine	1 328	2 495	5 000	8 275
0307512000	Octopus, fresh or chilled	160	160	368	368
0307591000	Octopus, frozen	37 848	64 939	89 006	145 622
0307602000	Snails, other than sea snails, fresh,chilled or frozen	0	265	0	280
0307991000	Other molluscs, frozen	0	806	0	1 499
0307999000	Oth aquatic invertebrates not crstceans,for human consumpt drieb	0	6	0	56
0401100000	Milk and cream, not concentrated, no addsugar, of a fat content, b	64 255	181 005	176 574	574 973
0401200000	Milk and cream, not concentrated, no addsugar, of a fat content, b	75 508	76 089	124 718	129 570
0401300000	Milk and cream, not concentrated, no addsugar, of a fat content, b	115 022	360 003	323 655	1 081 113
0402103000	Milk&cream fat cont<=1.5%,in solid formadded sugar/oth sweet,ir	8 130 993	16 949 129	25 383 394	51 390 102
0402109000	Milk&cream fat cont<=1.5%,in solid formadded sugar/oth sweet,ir	639 265	1 236 982	1 941 051	3 907 592
0402212000	Milk&cream fat cont> 1.5%,in solid formnot added sugar/oth swee	1 974 552	4 219 679	7 602 381	15 413 348
0402219000	Milk&cream fat cont> 1.5%,in solid formnot added sugar/oth swee	131 857	261 278	442 394	1 366 248
0402292000	Milk&cream fat cont> 1.5%,in solid formadded sugar/oth sweet,in	1 762 200	3 253 625	6 163 143	11 394 784
0402299000	Milk&cream fat cont> 1.5%,in solid formadded sugar/oth sweet,in	849 911	1 505 935	7 361 223	14 072 112
0402990000	Other milk&cream, containing addsugar/other sweetening	296 078	633 797	529 203	1 026 791
0403101100	Yoghurt in liquid form, incl. condensedform,cont.fruits, nuts, cocoæ	40	40	7 631	7 631
0403109900	Yoghurt in other form, not contain fruitnut, cocoa, or flavoring mat	11 025	23 448	17 394	46 732
0403901000	Buttermilk	115 000	637 475	327 452	1 809 454
0403909000	Curdled milk and cream, kephir & otherfermented milk and cream	25 502	42 134	49 945	82 318
0404101100	Whey, whether/not concentrated/containadd sugar/sweetening,fr	4 291 931	10 004 529	6 033 180	14 253 453
0404101900	Modified whey,whether/not concentr/contadd sugar/sweetening,;	954 888	2 290 838	1 810 675	4 210 003
0404900000	Oth products consisting of natural milk	15 480	40 480	33 474	219 794
0405100000	Butter derived from milk	406 889	871 439	2 055 406	4 627 130
0405901000	Anhydrous butterfat derived from milk	382 272	778 380	2 141 720	4 256 098
0405902000	Butter oil derived from milk	0	19 600	0	130 822
0405909000	Other fats and oils derived from milk	33 600	33 600	168 336	168 336
0406101000	Fresh cheese (unripened or uncured),including whey cheese	836 011	2 007 842	3 607 362	8 486 085
0406201000	Grated/powdered cheese,in packages ofa gross weight exceeding :	14 125	15 425	92 519	102 744
0406209000	Grated/powdered cheese,in packages ofa gross weight <= 20 kg	1 795	9 746	14 999	68 490
0406300000	Processed cheese,not grated or powdered	478 929	921 568	2 292 388	4 309 751
0406900000	Other cheese	94 836	122 327	407 933	534 327
0408110000	Egg yolks, dried	31 493	86 203	137 600	346 525
0408190000	Egg yolks, other than dried	14 359	14 359	36 636	36 636
0408910000	Birds' eggs, not in shell, dried	105 557	150 446	562 750	810 360
0408990000	Birds eggs, not in shell, oth than dried	1 341	1 341	3 420	3 420
0409000000	Natural honey	223 261	692 816	659 376	1 773 693
0501000000	Human hair, unworked, whether or notwashed or scoured; waste c	10 450	16 575	849 525	1 259 858
0502900000	Badger hair and other brush making hairand waste thereof	120 740	247 965	657 585	1 450 457
0505101000	Duck feathers and down, of a kind usedfor stuffing	52 237	79 718	1 628 616	2 102 204
0505109000	Feathers and down other than duck, ofa kind used for stuffing	0	63	0	40 611
0505901000	Duck feathers and down, used other thanfor stuffing	15 986	25 986	138 876	238 338
0505909000	Other skins and parts of birds; powderand wsate of feather or part	420 115	754 527	349 721	679 102
0508009000	Cuttle-bone,unworked/simply preparednot cut to shape,powder&	13 950	13 950	4 092	4 092
0511100000	Bovine semen	44	44	30 240	30 240
0511913000	Artemia egg (brine shrimp egg)	12 168	25 246	284 589	398 859
0511919000	Oth.product of fish or crustaceans,moluscs or oth.aqua invertabrat	34 000	90 749	47 819	115 290
0511999000	Other animal products not elsewherespecified or included	385 609	689 414	335 231	599 175
0601100000	Bulbs, tubers, tuberous roots, corms,crowns & rhizomes, dormant	8 949	8 949	34 111	34 111
0601209000	Bulbs,tubers,tuberous roots, cormscrowns & rhizomes, in growth or	44 671	53 421	100 834	111 963
0602101000	Orchid cuttings and slips, unrooted	850	850	144	144
0602109000	Unrooted cutting and slips of oth plants	19 300	66 300	11 803	50 803
0602902000	Orchid seedlings	5 477	5 477	8 000	8 000
0602909000	Other live plants; mushroom spawn	24 312	25 620	6 924	8 471
0603900000	Flowers of a suitable for ornamental, dried, dyed, bleached / othw	0	1 591	0	2 337
0604100000	Mosses and lichens	890	890	1 300	1 300
0604910000	Foliage, branches & oth parts of plants,fresh	0	9 918	0	12 983
0701100000	Potatoes seed, fresh or chilled,	186 000	539 000	152 441	435 177
0701900000	Potatoes, other than seed, fresh or chilled	2 437 962	6 731 682	1 593 614	4 243 392
0702000000	Tomatoes, fresh or chilled	1 695	1 864	7 479	8 134
0703101900	Onions,fresh/chilled,oth.than bulbsfor propagation	1 918 524	4 279 776	830 806	1 960 807
0703102100	Shallots bulbs for propagationfresh or chilled	0	297 000	0	133 650

**I.3. IMPOR MENURUT KOMODITI / IMPORT BY HS COMMODITY**  
**\*\*\* FEBRUARI / FEBRUARY 2011 \*\*\***

H S	Uraian Komoditi Commodity Description	Berat Bersih / Net Weight (Kg)		Nilai / Value C.I.F (US\$)	
		Bulan ini	Kumulatif	Bulan ini	Kumulatif
		Current Month	Cum.Jan. to date	Current Month	Cum.Jan. to date
0703102900	Shallots,fresh/chilled,oth than bulbsfor propagation	25 129 665	42 185 031	11 838 818	19 986 268
0703209000	Garlic,fresh/chilled, oth than bulbsfor propagation	19 854 481	43 378 973	15 052 121	32 318 688
0703909000	Leeks & oth.alliaceouse, fresh/chilledoth than bulbs for propagatior	43 422	131 694	44 786	163 662
0704101000	Cauliflowers, fresh or chilled	13 251	43 662	12 198	37 257
0704102000	Headed broccoli, fresh or chilled	26 611	138 893	42 372	153 099
0704901000	Cabbages, fresh or chilled	2 021	37 683	2 833	18 950
0704909000	Kohlrabi, kale and similar ediblebrassicase, fresh or chilled	5 039	18 565	8 399	22 031
0705110000	Cabbage lettuce (head lettuce), freshor chilled	3 716	8 795	8 046	13 586
0705190000	Other lettuce, fresh or chilled	3 991	9 434	2 870	6 605
0705290000	Other chicory, fresh or chilled	0	6 103	0	2 017
0706101000	Carrots, fresh or chilled	1 715 997	3 905 040	887 899	2 002 213
0706900000	Salad beetroot,salsify,celeriac,radishand similar edible roots,fresh/	52	4 012	225	3 500
0707000000	Cucumbers and gherkins, fresh/chilled	2 410	4 083	4 237	7 576
0708100000	Peas (pisum sativum), fresh/chilled	2 558 768	5 243 043	975 077	1 945 544
0708900000	Other leguminouse vegetables, fresh orchilled	393	795	441	882
0709200000	Asparagus, fresh or chilled	39	131	74	259
0709400000	Celery oth than celeriac,fresh/chilled	5 304	9 428	14 804	19 611
0709510000	Mushrooms of the genus agaricus, freshor chilled	32 075	60 725	42 802	78 031
0709590000	Other mushrooms, fresh or chilled	43 444	112 001	80 323	168 647
0709601000	Chillies, other than giant chillies,fresh or chilled	1 345 783	2 060 328	1 259 587	1 865 096
0709609000	Other fruits of the genus capsicum orof the genus pimenta, fresh o	616 681	740 220	526 307	628 721
0709700000	Spinach, new zealand spinach & orachespina, fresh or chilled	497	1 739	665	2 075
0709909000	Other vegetables, fresh or chilled	89 924	247 262	99 996	264 350
0710100000	Potatoes, frozen	717 463	1 230 253	653 854	1 097 168
0710210000	Peas (pisum sativum), frozen	252 589	554 530	135 119	275 507
0710290000	Other leguminouse vegetable, frozen	92 691	181 874	98 127	197 989
0710300000	Spinach,new zealand spinach and orachespina (garden spinach),	3 828	3 832	11 156	11 170
0710400000	Sweet corn, frozen	76 771	126 460	76 089	128 566
0710800000	Other vegetables, frozen	45 987	64 827	37 684	62 627
0710900000	Mixtures of vegetables, frozen	117 899	178 131	110 266	163 558
0711209000	Olives, preserved in other preservation	107	107	797	797
0711409000	Cucumber and gherkins, preserved inother preservation	5 612	5 612	4 992	4 992
0711519000	Mushrooms of the genus agaricuspreserved in other preservation	786	2 448	303	1 083
0711901000	Sweet corn, provisionally preserved	10 000	10 000	119 092	119 092
0711902000	Chillies, provisionally preserved	97 552	166 972	118 057	191 617
0711903000	Capers, provisionally preserved	0	63	0	659
0711909000	Oth vegetables, mixtures of vegetablesprovisionally preserved	12 398	21 650	11 028	20 845
0712200000	Onios, dried, whole, cut, sliced,broken/in powder, but not further p	220 153	623 894	619 997	1 832 937
0712310000	Mushrooms (genus agaricus), dried,whole,broken/in powder, but r	0	200	0	6 554
0712320000	Wood ears (auricularia spp.),dried,whole,broken/in powder, but n	12 018	41 714	14 055	43 269
0712330000	Jelly fungi (tremella spp.),dried,whole,cut, broken/in powder,but n	0	3 880	0	4 268
0712391000	Truffles, dried, whole, cut, sliced,broken/in powder, but not furthe	1 632	10 326	5 555	28 642
0712399000	Other mushrooms, dried, whole,cut,sliced,broken/in powder, but r	38 178	141 608	78 060	318 977
0712901000	Garlic, whole, cut, sliced,broken/in powder, but not further prep	209 113	461 603	376 173	911 487
0712909000	Other vegetables/mixtures of vegetableswhole, cut, sliced, but not	120 375	229 307	238 420	493 880
0713109000	Peas, dried, other than for sowing	647 340	1 038 132	174 916	316 914
0713319000	Beans (vigna mungo hepper/vigna radiatawilczek), dried, other tha	4 118 671	8 096 150	3 622 428	6 965 493
0713329000	Small red(adzuki) beans(phaseolus/vigna)dried, other than for sow	24 000	24 000	25 736	25 736
0713331000	Kidney beans, including white pea beans(phaseolus vulgaris),dried	40	40	297	297
0713339000	Kidney beans, including white pea beansdried, other than for sowi	1 108 931	2 230 596	489 460	894 857
0713399000	Other beans,dried,other than for sowing	75 000	162 213	27 531	80 697
0713509000	Broad beans & horse beans, dried,other than for sowing	705 560	1 424 861	476 511	1 015 935
0713901000	Other dried leguminouse vegetables,for sowing	2 000	2 000	30 000	30 000
0713909000	Other dried leguminouse vegetables,other than for sowing	633 911	1 334 901	426 547	890 258
0714109000	Manioc (cassava), in other form	490	2 027	169	858
0714200000	Sweet potatoes	716	3 234	1 826	4 436
0714909000	Arrowroot, salep, jerusalem artichokes,& similar roots/tubers with	3 246	9 191	3 621	10 162
0801110000	Coconuts, desiccated, fresh or dried	0	10 206	0	21 950
0801190000	Coconuts, other than desiccatedfresh or dried	53 849	111 839	46 710	96 235
0801220000	Brazil nuts, shelled, fresh or dried	77	107	579	892
0801320000	Cashew nuts, shelled, fresh or dried	62 869	204 481	407 893	1 367 021
0802120000	Almonds, shelled, fresh or dried	46 040	111 965	212 280	544 835
0802220000	Hazelnut/filberts, shelled, fresh/dried	0	75	0	782
0802320000	Walnuts, shelled, fresh or dried	97	174	724	1 529
0802400000	Chestnuts (castanea spp.), fresh/dried,whether or not,shelled or p	4 636	11 683	5 706	14 724
0802500000	Pictachios, fresh or dried	0	5 000	0	3 500
0802901000	Areca nuts, fresh or dried	0	11 200	0	7 840
0802909000	Other nuts, fresh or dried	0	13 414	0	69 058
0803001000	Pisang mas, pisang rastali, pisangberangan & pisang embun, fresh/	121 570	270 300	47 218	100 891
0803009000	Other bananas, including plantains,fresh or dried.	9 362	180 658	9 770	138 659



**I.3. IMPOR MENURUT KOMODITI / IMPORT BY HS COMMODITY**  
**\*\*\* FEBRUARI / FEBRUARY 2011 \*\*\***

HS	Uraian Komoditi Commodity Description	Berat Bersih / Net Weight (Kg)		Nilai / Value C.I.F (US\$)	
		Bulan ini	Kumulatif	Bulan ini	Kumulatif
		Current Month	Cum.Jan. to date	Current Month	Cum.Jan. to date
0804100000	Dates, fresh or dried	457 562	767 962	415 435	729 221
0804200000	Figs, fresh or dried	0	25	0	260
0804300000	Pineapples, fresh or dried	1 755	6 033	1 677	3 022
0804400000	Avocados, fresh or dried	126	346	359	754
0804501000	Guavas	3 776	8 659	5 147	10 708
0804502000	Mangoes	75 725	76 507	105 257	105 515
0805100010	Oranges, fresh	6 043 153	9 503 443	4 316 069	6 882 454
0805200000	Mandarin (incl. tangerines & satsumas), & similar citrus hybrids, fre	17 091 513	58 903 082	15 718 757	53 526 565
0805400000	Grapefruit, including pomelos fresh or dried	12 253	78 672	10 900	72 251
0805500000	Lemons and limes, fresh or dried	7 622	77 702	8 449	78 054
0805900000	Other citrus fruit, fresh or dried	13 257	21 169	17 776	28 384
0806100000	Grapes, fresh	2 532 815	4 492 976	5 142 323	9 135 956
0806200000	Grapes, dried	72 571	240 170	148 042	462 318
0807110000	Watermelons, fresh	34 926	81 853	14 196	37 044
0807190000	Other melons, fresh	4 693	15 701	4 708	11 468
0807209000	Other papaws (papayas), fresh	8 904	35 205	2 588	12 834
0808100000	Apples, fresh	13 077 720	25 626 135	11 306 926	22 242 932
0808200000	Pears and quinces, fresh	12 321 083	24 950 835	9 616 689	19 443 715
0809100000	Apricots, fresh	0	43	0	166
0809200000	Cherries, fresh	53	277	114	657
0809300000	Peaches, including nectarines, fresh	41	96	88	302
0809400000	Plums and sloes, fresh	11 589	15 004	16 311	21 123
0810100000	Strawberries, fresh	35	22 395	48	54 514
0810200000	Raspberries, blackberries, mulberries, loganberries, fresh	47	47	64	64
0810500000	Kiwi fruit, fresh	126 976	218 592	218 699	370 494
0810600000	Durians, fresh	8 100	165 934	11 745	251 806
0810901000	Longans, fresh	2 938 369	8 686 557	3 433 705	10 164 750
0810904020	Starfruit, fresh	258	815	84	250
0810905000	Jackfruits (cempedak and nangka), fresh	4 425	8 616	3 421	6 668
0810906000	Tamarinds, fresh	48 000	63 600	14 400	26 108
0810908000	Black, white or red currants and gooseberries, fresh	13 052	13 052	42 394	42 394
0810909000	Other fruit, fresh	228 983	1 600 926	199 027	1 367 904
0811100000	Strawberries, uncooked or cooked by steaming or boiling water, fr	52 111	54 628	72 869	84 894
0811200000	Raspberries, blackberries, mulberries, loganberries, currant, goosebe	787	5 157	4 650	20 415
0811900000	Other fruit and nuts, uncooked/cooked by steaming or boiling wate	15 352	24 886	90 724	139 040
0812100000	Cherries, provisionally preserved	0	3 094	0	10 119
0812900000	Oth fruit & nut, provisionally preserved	0	10 425	0	34 092
0813100000	Apricots, dried	7 038	7 204	19 997	21 731
0813402000	Tamarinds, dried	370 944	394 944	117 800	125 000
0813409000	Other fruit, dried,	320	320	2 013	2 013
0813502000	Mixture of which dates/nuts other than cashew nuts/brazil nut pre	130 000	884 000	123 500	835 900
0814000030	Peel of citrus fruit or melons, watermelons, dried	0	851	0	5 766
0901111000	Arabica wib or robusta oib, not roasted not decaffeinated	893 102	1 304 027	1 726 397	2 789 233
0901129000	Oth coffee, not roasted, decaffeinated	2 731	2 731	892	892
0901211000	Coffee, roasted, not decaffeinated, unground	10 444	18 886	81 570	149 228
0901212000	Coffee, roasted, not decaffeinated, ground	551	7 937	6 881	53 943
0901222000	Coffee, roasted, decaffeinated, ground	334	334	7 342	7 342
0902109000	Green tea (not fermented), in packing <= 3 kg, other than leaf	896	2 775	7 397	11 839
0902201000	Green tea (not fermented), in packing > 3 kg, leaf	19 600	64 229	16 072	64 367
0902209000	Green tea (not fermented), in packing > 3 kg, other than leaf	31 479	60 845	129 297	211 376
0902301000	Black tea (fermented), in packing <= 3 kg leaf	0	368	0	2 003
0902309000	Black tea (fermented), in packing <= 3 kg other than leaf	2 336	7 776	28 954	111 711
0902401000	Black tea (fermented), in packing > 3 kg leaf	114 130	564 792	124 181	560 616
0902409000	Black tea (fermented), in packing > 3 kg other than leaf	507 365	1 409 526	1 146 900	2 716 466
0904111000	White pepper, neither crushed nor ground	266 584	463 562	217 539	376 918
0904112000	Black pepper, neither crushed nor ground	43 522	151 522	221 754	756 542
0904119000	Other pepper, neither crushed nor ground	183	183	66 575	66 575
0904121000	White pepper, crushed or ground	0	397	0	5 987
0904122000	Black pepper, crushed or ground	204	890	1 602	10 731
0904129000	Other pepper, crushed or ground	3 412	4 081	1 566	11 312
0904201000	Chillies, dried	2 138 986	4 231 924	1 781 131	3 482 927
0904202000	Chillies, crushed or ground	233 766	569 359	212 625	491 275
0904209000	Oth fruits of the genus capsicum/pimenta, dried or crushed or gro	77 208	81 111	79 632	88 096
0905000090	Other vanilla	4 990	4 990	78 054	78 054
0906110000	Cinnamon (cinnamomum zeylanicum blume), neither crushed nor g	40 000	79 000	78 390	130 015
0906190000	Cinnamon-tree flowers neither crushed nor ground	0	48 900	0	619 257
0906200000	Cinnamon and cinnamon-tree flowers, crushed or ground	46	131 107	1 189	321 888
0907000020	Cloves, cloves and stems	20 590	52 194	125 599	323 632
0908100010	Nutmeg, in shell	15 000	15 500	118 500	123 173
0908100020	Nutmeg, shelled	89	212	1 410	3 265

**I.3. IMPOR MENURUT KOMODITI / IMPORT BY HS COMMODITY**  
**\*\*\* FEBRUARI / FEBRUARY 2011 \*\*\***

HS	Uraian Komoditi Commodity Description	Berat Bersih / Net Weight (Kg)		Nilai / Value C.I.F (US\$)	
		Bulan ini Current Month	Kumulatif Cum.Jan. to date	Bulan ini Current Month	Kumulatif Cum.Jan. to date
0908300000	Cardamoms	817	15 679	482	59 282
0909101000	Seeds of anise	110 811	309 501	165 050	235 797
0909200000	Seeds of coriander	1 418 414	3 208 987	466 314	1 031 685
0909300000	Seeds of cumin	90 234	170 646	108 083	195 024
0909400000	Seeds of caraway	424 596	762 202	376 241	655 753
0909500000	Seeds of fennel or juniper berries	85 850	155 050	25 884	49 725
0910100000	Ginger	687 451	1 296 471	497 727	900 280
0910200000	Saffron	212	212	3 343	3 343
0910300000	Turmeric (curcuma)	1 232	1 593	1 232	6 966
0910910000	Mixtures of spices	3 165	4 056	35 052	36 814
0910991000	Thyme; bay leaves	356	1 117	2 486	11 367
0910992000	Curry	26 356	26 356	11 386	11 386
0910999000	Other spices	25 036	36 662	14 019	36 047
1001901100	Meslin, for human consumption	90 175 133	90 175 133	22 524 693	22 524 693
1001901900	Other wheat, for human consumption	423 459 635	706 004 782	162 937 756	273 239 917
1001909900	Other wheat, not for human consumption	904 927	1 507 796	297 139	497 727
1004000000	Oats	32 000	32 000	18 674	18 674
1005100000	Maize (corn), seeds	195 467	196 739	92 708	110 865
1005901000	Popcorn	1 585 022	1 698 531	544 237	695 795
1005909000	Maize (corn), other than seeds	183 347 617	341 776 910	54 236 591	100 111 205
1006100000	Rice in the husk (paddy or rough)	3	300 003	56	815 256
1006301900	Fragrant rice, broken > 25%semi-milled or wholly milled rice	6 000	6 124 609	3 108	2 979 851
1006302000	Parboiled rice, semi-milled orwholly milled rice	14 000	39 000	28 000	58 000
1006303000	Glutinous rice (pulut), semi-milled orwholly milled rice	9 394 000	21 350 584	7 284 782	17 330 030
1006309000	Other milled rice, whether/not polishedor glazed	217 239 360	480 362 510	114 517 203	257 082 530
1006400000	Broken rice	14 049 998	84 063 348	6 155 204	41 375 150
1008200000	Millet	670 930	1 780 962	240 251	589 293
1008300000	Canary seed	145 570	145 570	91 863	91 863
1008900000	Other cereals	2 928	87 006	24 192	47 226
1101001000	Wheat flour	64 457 104	124 101 829	25 601 970	48 934 229
1102200000	Maize (corn) flour	31	975	231	1 802
1102900090	Other cereal flours	654 309	1 135 404	260 563	446 476
1103119000	Other groats and meals of wheat	0	4 456	0	5 049
1103130000	Groats and meals of maize (corn)	0	5 514	0	3 537
1103192000	Groats and meals of rice	2	2	2	2
1103200000	Cereal pellets	0	9 714	0	6 231
1104120000	Rolled/flaked grains of oats	391 380	779 610	347 862	673 047
1104230000	Other worked grains of maize (corn)	0	36 000	0	30 360
1104299000	Other worked grains of other cereals	2 232 960	2 966 014	783 879	1 037 043
1105100000	Flour, meal and powder of potatoes	0	11 800	0	25 016
1105200000	Flakes, granules and pellets of potatoes	501 455	838 472	699 998	1 165 655
1106201000	Flour, meal & powder of manioc (cassava)	0	40 320	0	41 328
1106300000	Flour,meal and powder of the driedleguminous vegetables of prod	12 291	17 856	131 386	210 093
1107100000	Malt, not roasted	2 275 868	4 005 518	1 344 906	2 360 509
1107200000	Malt, roasted	15 750	15 750	16 463	16 463
1108110000	Wheat starch	31 867	52 367	24 272	34 563
1108120000	Maize (corn) starch	8 271 570	19 490 852	4 116 395	9 558 164
1108130000	Potato starch	782 000	1 898 500	819 775	1 762 575
1108140000	Manioc (cassava) starch	16 142 871	23 057 021	9 067 633	12 864 493
1108199000	Other starches	5 056 344	5 056 344	3 105 861	3 105 861
1108200000	Inulin	267 001	582 595	852 631	1 892 730
1109000000	Wheat gluten, whether or not dried	177 755	561 755	190 337	429 897
1201001000	Soya beans, whether or not broken,suitable for sowing	0	181 510	0	96 200
1201009000	Other soya beans, whether or not broken	244 092 960	425 259 036	138 308 803	236 845 185
1202109000	Oth ground nuts, not roasted/otherwisecooked, in shell	9 742 295	15 725 904	9 212 201	14 840 790
1202200000	Ground nuts, shelled	8 463 562	14 173 731	8 880 308	14 764 348
1204000000	Linseed, whether or not broken.	14	1 828	107	1 917
1205100000	Low erucic acid rape or colza seedswhether or not broken	0	162	0	860
1205900000	Other rape or colza seedswhether or not broken	0	15 187	0	13 043
1206000000	Sunflower seeds, whether or not broken	814 183	2 380 830	308 986	1 071 900
1207200000	Cotton seeds, whether or not broken	18 000	18 000	29 700	29 700
1207400000	Sesamum seeds, whether or not broken	718 643	1 655 760	432 475	984 636
1207910000	Poppy seeds, whether or not broken	6	6	93	93
1207992000	Palm nuts and kernelswhether or not broken	513	21 227	62 310	297 821
1207993000	Safflower seedswhether or not broken	0	5 129	0	5 139
1207999000	Other oil seeds & oleaginous fruits,whether or not broken	16 337	18 875	83 024	153 290
1208100000	Flours and meals of soya beans	119 180	2 391 814	80 046	1 174 898
1208900000	Flours&meal of oth oil seed/oleaginousfruits, other than those of r	5 000	5 000	17 500	17 500
1209290000	Other seeds of forage plants, of a kindused for sowing	0	15 002	0	10 455
1209910000	Vegetable seeds,of a kind used forsowing	11 812	26 818	543 155	1 012 722

**I.3. IMPOR MENURUT KOMODITI / IMPORT BY HS COMMODITY**  
**\*\*\* FEBRUARI / FEBRUARY 2011 \*\*\***

HS	Uraian Komoditi Commodity Description	Berat Bersih / Net Weight (Kg)		Nilai / Value C.I.F (US\$)	
		Bulan ini	Kumulatif	Bulan ini	Kumulatif
		Current Month	Cum.Jan. to date	Current Month	Cum.Jan. to date
120999000	Other seeds of a kind used for sowing	2 946	17 296	407 607	431 212
121020000	Hop cones, ground, powdered or in the form of pellets; lupulin	1 040	1 040	13 785	13 785
1211201000	Ginseng roots, cut, crushed/powdered form	1 608	1 608	66 678	66 678
1211209000	Ginseng roots, in other forms	0	6 154	0	5 512
1211901100	Cannabis, in cut, crushed or powdered form, used for pharmacy	0	1 924	0	1 251
1211901300	Rauwolfia serpentina roots used for pharmacy	87 611	240 553	169 341	456 184
1211901400	Other plants, in cut, crushed or powdered form, used for pharmacy	0	140 425	0	226 370
1211901900	Other plants, in other forms used for pharmacy	54 345	93 426	80 181	161 657
1211909100	Pyrethrum, in cut, crushed or powdered form	0	20 000	0	14 200
1211909600	Liquorice roots, in cut, crushed or powdered form	14 500	19 749	7 424	9 984
1211909900	Oth plants, in cut, crushed/powdered form, used for other purpose	3 208	15 626	5 334	50 835
1212201100	Seaweeds & oth algae, fresh, chilled/dried of a kind used in pharmac	1 141	2 167	12 988	38 728
1212201900	Seaweeds & oth algae, fresh, chilled/dried, used in dyeing, tanning, p	6 550	13 166	33 335	53 245
1212202000	Seaweeds & oth algae, fresh, chilled/dried, for oth, not for human cc	0	300	0	5 985
1212209000	Oth seaweeds & oth algae, fresh, chilled, dried, primarily for humar	66 113	124 541	126 653	202 137
1212999000	Other vegetable product, of a kind used primarily for human consu	49 483	104 484	43 629	93 434
1213000000	Cereal straw and husks, unprepared	0	2 000	0	10 700
1214100000	Lucerne (alfalfa) meal and pellets	133 716	253 902	42 878	82 779
1214900000	Other forage products, whether/not in the form of pellets.	0	22 300	0	8 474
1301200000	Gum arabic	14 524	27 242	67 987	131 556
1301901000	Gum benjamin	20 002	151 768	48 247	430 941
1301902000	Gum damar	4 000	44 000	15 572	147 256
1301903000	Cannabis resin	14	14	160	160
1301909000	Other gum and resin	24 489	103 281	217 682	564 370
1302119000	Other opium, whether or not modified	95	95	3 449	3 449
1302120000	Saps and extracts of liquorice, whether or not modified	18 637	116 823	126 871	853 970
1302130000	Saps and extracts of hops, whether or not modified	1 661	2 032	57 804	70 878
1302193000	Other medicinal extracts derived from vegetable products	10 009	16 051	345 138	654 233
1302199000	Other saps and extracts of vegetable	62 520	160 902	726 141	1 465 643
1302200000	Pectic substances, pectinates & pectates	17 005	28 917	206 794	345 970
1302310000	Agar-agar	81 861	117 865	537 359	779 398
1302320000	Mucilages & thickeners, whether or not modified, derived from locu	285 482	439 780	626 001	1 187 623
1302391000	Carageenan	133 493	209 184	525 269	1 024 048
1302399000	Mucilages & thickeners, whether or not modified, derived from vege	70 162	122 444	604 132	1 201 754
1401100000	Bamboos used primarily for plaiting	18 232	33 847	11 130	19 038
1401200000	Rattans, used primarily for plaiting	0	8 541	0	24 683
1404200000	Cotton linters	5	6	81	91
1404909000	Other vegetable products not elsewhere specified or included	0	5 398	0	5 128
1502001100	Edible tallow of bovine animals, sheep or goats, other	0	5 040	0	601 365
1502001900	Unedible tallow of bovine animal, sheep or goats, other	352	32 072	1 512	54 750
1502009900	Unedible fats other than tallow of bovine animals, sheep or goats, c	42 350	80 350	32 920	53 820
1504101000	Fish-liver oils and their fractions, fit for human consumption	658	10 348	5 217	43 042
1504109000	Fish-liver oils and their fractions, unfit for human consumption	18 300	33 500	17 660	46 692
1504201000	Fats & oil of fish, not liver oils solid fraction, not chemically modifi	92 684	295 901	583 385	1 356 194
1504209000	Fats & oil of fish, not liver oils other fraction, not chemically modifi	397 434	802 031	985 881	2 661 805
1505001000	Lanolin	795	795	8 161	8 161
1505009000	Other wool grease and fatty substances derived therefrom	50	100	774	1 500
1506000000	Other animal fats and oils, and their fractions, not chemically modifi	10 850	10 850	21 303	21 303
1507100000	Crude oil of soya bean, whether or not degummed	390	390	800	800
1507901000	Refined oil of soya bean	167 060	499 930	247 989	733 228
1507902000	Fraction of unrefined soya-bean oil	613 525	1 304 517	948 904	1 941 687
1507909000	Other soya bean oil and its fractions	271 386	1 006 694	395 786	1 389 989
1509101000	Virgin olive oil, in packing of net weight <=30 kg	22 451	38 073	93 869	162 712
1509109000	Virgin olive oil, in packing of net weight >30 kg	26 899	42 360	98 147	178 834
1509901100	Refined olive oil, in packing of net weight <=30 kg	0	2 467	0	10 748
1509902100	Fractions of unrefined olive oil, in packing of net weight <=30 kg	0	482	0	2 098
1509909900	Other olive oil, whether/not refined, in packing of net weight >30 k	5 832	33 069	28 934	121 461
1510009900	Oth oils, obtained solely from olives, not chemically modified	3 382	4 812	8 485	12 949
1511909010	Palm oil, refined, bleached & deodorised (rbd)	39 482	65 482	63 359	99 239
1511909090	Other palm oil and its fractions, not chemically modified	1	1	2	2
1512191000	Refined oil of sunflower-seed/safflower	24 622	43 054	74 592	106 848
1512192000	Fraction of unrefined sunflower-seed or safflower oil	303 156	553 750	569 917	1 013 022
1512199000	Other fractions of sunflower-seed/safflower, but not chemically m	3 460	32 519	3 801	62 341
1513199000	Coconut oil, refined, bleached & deodorised (rbd)	223	6 788	5 839	11 056
1513210000	Crude oil of palm kernel or babassu	0	1	0	16
1513291100	Solid fract, not chemically modified, of unrefine palm kernel stearin	100 000	180 000	196 400	352 300
1513292100	Solid fract, not chemically modified, of refine palm kernel stearin/b	20 000	60 000	45 600	128 000
1513299900	Other fractions of palm kernel oil or, babassu oil, not chemically mc	2 908	5 883	6 615	12 555
1514110000	Crude oil of low erucic acid rape or colza	6 971	29 894	7 657	31 991
1514192000	Fraction of unrefined low erucic acid rape or colza oil	7 369	15 657	17 154	36 447

**I.3. IMPOR MENURUT KOMODITI / IMPORT BY HS COMMODITY**  
**\*\*\* FEBRUARI / FEBRUARY 2011 \*\*\***

H S	Uraian Komoditi Commodity Description	Berat Bersih / Net Weight (Kg)		Nilai / Value C.I.F (US\$)	
		Bulan ini Current Month	Kumulatif Cum.Jan. to date	Bulan ini Current Month	Kumulatif Cum.Jan. to date
1514199000	Oth fraction of low acid rape/colza oilnot chemically modified	127 000	136 540	222 250	244 599
1514999100	Oth fractions of rape or colza oil	150 520	243 110	221 857	348 242
1515190000	Other linseed oil and its fractions	292 996	475 576	474 107	758 626
1515210000	Crude oil of maize (corn)	889	889	8 321	8 321
1515291900	Oth fractions, not chemically modifiedof unrefined maize (corn) oil	11 817	11 817	21 010	21 010
1515299100	Solid fraction, not chemically modifiedof refined maize (corn) oil	15 360	15 360	21 504	21 504
1515299900	Oth fractions, not chemically modifiedof refined maize (corn) oil	28 300	80 255	59 093	161 372
1515301000	Crude oil of castor	0	47 604	0	99 290
1515309000	Other castor oil and its fractions	49 038	80 808	111 783	176 947
1515509000	Fraction of refined sesame oil	46 302	96 931	106 582	235 815
1515909100	Crude oil of other fixed vegetable fatsand oils	0	41 100	0	28 277
1515909900	Other fixed vegetable fats and oils andtheir fractions	33 956	89 440	180 755	385 862
1516101000	Animal fats & oils and their fractions,in packing net weight >=10 kg	15 000	64 000	36 000	160 950
1516201100	Re-esterified fats & oils of soya beanand its fraction	67 986	166 572	102 734	300 815
1516201200	Re-esterified of crude palm oil and itsfraction	118 238	424 638	218 395	798 724
1516201300	Re-esterified fats & of palm oil, othercrude and its fraction	55 000	108 500	113 446	203 591
1516201400	Re-esterified fats & oils of coconutand its fraction	642 870	1 202 860	829 199	1 544 307
1516201800	Re-esterified fats & oils of olivesand its fraction	16	16	220	220
1516201900	Oth vegetable fat, re-esterified fats &oils and its fraction	23 232	29 895	34 858	53 459
1516202300	Hydrogenated fats in flakes of olives	16 056	16 056	5 481	5 481
1516202900	Other hydrogenated vegetable fatsin flakes	581 611	1 340 751	977 223	2 324 272
1516204000	Hydrogenated and refined, bleached anddeodorised palm kernel s	322 190	904 870	524 967	1 382 949
1516207000	Refined, rbd palm stearin with iodinevalue not exceeding 48	0	4 500	0	14 461
1516209100	Oth fat & oils of ground-nuts, palm oilor coconuts	221 670	442 350	242 728	500 749
1516209300	Other fat and oils of olives and theirfractions	0	13 633	0	48 560
1516209900	Other vegetable fats and oils and theirfractions	167 509	369 420	278 685	666 492
1517100000	Margarine, excl. liquid margarine	88 841	250 844	145 040	440 004
1517902000	Liquid margarine	36 399	116 149	112 468	315 444
1517904300	Shortening	2 301	11 626	3 666	17 653
1517905000	Solid mixtures or prep of vegetablefats or oils or of their fractions	71 708	107 988	119 168	153 861
1517906200	Liquid mixtures or prep of fats/oil,which palm oil predominates	131 113	288 793	354 020	773 200
1517906800	Liquid mixtures or prep of fats/oil,which illipenut oil predominates	10 000	30 000	25 000	71 000
1517906900	Liquid mixtures or prep of fats/oil,which oth vegetable oil predomi	16 760	36 306	38 220	78 848
1517909000	Oth edible mixtures or prep ofanimal or vegetable fats or oils	48 070	205 541	858 342	2 235 252
1518001400	Ground-nut,soya-bean, palm/coconut oilpolymerised,or oth chemi	173 766	385 256	314 686	656 421
1518001500	Linseed oil&its fract,boiled,oxidised,dehydrated,sulphurised,blowr	23 753	23 753	42 997	42 997
1518001600	Olive oil&its fract,boiled, oxidised,dehydrated,sulphurised,blown,p	23 209	67 168	100 996	327 530
1518001900	Oth animal/vegetable fat & oils, boiled,dehydrate,sulphurise,blowr	38 623	230 625	60 582	201 443
1518002000	Inedible mixtures/preparation of animalfats or oils or of different f	112 023	224 023	199 920	393 920
1518003200	Inedible mixtures/preparations ofground-nuts, soya-beans or coco	48 000	120 000	86 320	226 960
1518003300	Inedible mixtures/preparation of linseed	15 200	15 200	28 880	28 880
1518003900	Inedible mixtures or preparate of othervegetable fats or oils	105 973	227 394	322 937	569 945
1518006000	Inedible mixture & preparate of animalor vegetable fats or oils	7 656	40 863	41 887	167 361
1520001000	Glycerol, crude	36 000	36 000	14 560	14 560
1520009000	Glycerol waters and glycerol lyes	67	7 481 933	1 381	1 292 955
1521100000	Vegetable waxes(oth.than triglycerides)whether or not refined or c	38 696	71 912	198 923	438 701
1521902000	Spermaceti, whether or not refined orcolored	10 000	10 000	42 345	42 345
1522009000	Residues resulting f/the treatment offatty substan.or animal/vegei	1 062	7 060	2 393	17 891
1601000011	Sausage containing pork	15 917	15 917	58 520	58 520
1601000090	Other sausages and similar products ofmeat, meat offal or blood	5 768	15 446	16 375	44 240
1602421000	Shoulders and cuts thereof of swinein airtight containers	0	6 940	0	8 400
1602429000	Shoulders and cuts thereof of swinein other than airtight container	0	6 213	0	7 520
1602491100	Luncheon meat of swine,in airtight containers	13 032	16 139	14 160	17 920
1602499900	Oth prepared/preserved meat offal/bloodof swine not in airtight c	2 342	13 406	8 815	45 117
1602500000	Other prepared or preserved meat offalor blood of bovine animals	97 034	146 059	466 871	700 637
1602909000	Oth prepared/preserved meat offal/bloodof any animal	41 970	41 970	39 789	39 789
1603003000	Extracts/juices of oth meat,fish/crustamolluscs/aquatic invertibr, v	0	18 419	0	78 431
1603009000	Extracts/juices of oth meat,fish/crustamolluscs/aquatic invertibr,v	178	212	6 266	7 318
1604111000	Salmon, prepared/preserved in airtightcontainers	965	8 996	3 863	143 286
1604131100	Sardines, prepared/preserved in airtightcontainer	11 941	16 118	32 339	40 672
1604141000	Tunas, skipjack & bonito (sarda spp),prepared/preserved in airtight	27 126	96 100	130 798	328 110
1604151000	Mackerel, prepared or preserved, inairtight containers	62 690	156 767	186 437	386 432
1604159000	Mackerel, prepared or preserved, inother than airtight containers	56 850	96 942	82 956	124 596
1604199000	Other fish,whole/in pieces,not minced,prepared/preserved in othe	4	40	5	61
1604202900	Fish sausages in other than airtightcontainers	12 045	19 265	5 654	11 515
1604209900	Oth prepared/preserved fish, in otherthan airtight containers	14 079	83 866	45 483	300 059
1604309000	Caviar and caviar substitutes, prepared/preserved not in airtight cc	0	14	0	22
1605101000	Crabs in airtight containersprepared or preserved	0	12 240	0	62 340
1605109000	Crabs in other than airtight containersprepared or preserved	9 410	29 659	25 310	97 334
1605201100	Shrimps paste in airtight containersprepared or preserved	0	6 840	0	68 674

**I.3. IMPOR MENURUT KOMODITI / IMPORT BY HS COMMODITY**  
**\*\*\* FEBRUARI / FEBRUARY 2011 \*\*\***

H S	Uraian Komoditi Commodity Description	Berat Bersih / Net Weight (Kg)		Nilai / Value C.I.F (US\$)	
		Bulan ini	Kumulatif	Bulan ini	Kumulatif
		Current Month	Cum.Jan. to date	Current Month	Cum.Jan. to date
1605209900	Oth aquatic invertebrata in oth contners, prepared or preserved	2 586	7 801	8 391	26 346
1605909000	Oth crustaceans, molluscs & oth.aquaticinvertebrates, prepared or	1 023	8 381	2 154	24 653
1701110010	Cane sugar,icumসা minimal 1200	109 671 000	349 365 000	81 213 845	255 976 773
1701110090	Cane sugar,icumসা maximal 1200	73 100 110	73 100 110	41 906 067	41 906 067
1701991100	Refined sugar, white	500 021	17 176 859	457 329	14 220 686
1701999000	Other cane or beet sugar, & chemicallypure sucrose, in sold form	5 650 000	12 450 014	4 365 350	9 601 366
1702110000	Lactose and lactose syrup, containingby weight 99% or more lacto:	1 551 510	2 915 006	1 737 865	3 317 005
1702190000	Lactose and lactose syrup, containingby weight less than 99% lacto	119 983	298 395	219 244	414 315
1702200000	Maple sugar and maple syrup	2 632	2 632	7 658	7 658
1702301000	Glucose, containing fructose < 20%	1 309 364	2 776 068	1 028 417	2 182 304
1702302000	Glucose syrup, containing fructose < 20%	6 082 160	11 130 060	2 996 242	5 239 934
1702400000	Glucose and glucose syrup, containing20% <= fructose < 50%	0	111 890	0	80 278
1702500000	Chemically pure fructose	36 109	111 112	45 867	129 180
1702601000	Fructose, containing fructose > 50%	0	2 000	0	7 000
1702602000	Fructose syrup,containing fructose >50%	753 712	1 743 146	444 083	983 531
1702901000	Maltose	799 539	1 406 532	661 784	1 101 063
1702902000	Artificial honey, whether or not mixedwith natural honey	38 798	75 974	79 994	204 900
1702904000	Caramel	278 745	547 549	232 652	516 407
1702909000	Other sugar, incl. invert sugar & sugarsyrup blends cont. 50% of fru	820 385	1 668 887	812 716	1 565 509
1703109000	Cane molases not containing addedflavouring or coloring matter	0	3	0	18
1704100000	Chewing gum,whether or not sugar-coated	74 449	176 472	322 502	774 460
1704901000	Medicated sweets	24 133	57 727	173 691	298 409
1704902000	White chocolate	3 779	9 108	26 050	53 395
1704909000	Oth sugar confectionery, not cont.cocoa	277 498	955 702	923 815	2 564 285
1801000000	Cocoa beans, whole or broken,raw/roasted	1 065 880	2 848 712	3 495 029	9 080 785
1802000000	Cocoa shells, husks, skins & oth cocoawaste	0	50 048	0	9 009
1803100000	Cocoa paste, not defatted	53 926	53 926	242 509	242 509
1803200000	Cocoa paste, wholly or partly defatted	212 856	442 856	930 700	1 890 700
1804000000	Cocoa butter, fat and oil	14 449	14 801	22 344	27 532
1805000000	Cocoa powder, not containing added sugaror other sweetening ma	743 436	1 455 459	3 182 194	6 404 589
1806100000	Cocoa powder,containing added sugar orother sweetening matter	245 790	327 675	228 860	337 322
1806201000	Chocolate confectionary in blocks, slabor bars, weighing > 2 kg	197 501	590 679	874 762	2 592 656
1806209000	Oth chocolate & oth food preparationscont. cocoa, weighing > 2 kg	24 917	38 837	116 230	160 781
1806311000	Chocolate confectionary in blocks,slabsbars, filled, weighing > 2 kg	19 796	28 853	132 452	191 141
1806319000	Oth chocolate & oth food preparationscont. cocoa, filled, weighing	40 794	61 277	605 869	763 127
1806321000	Chocolate confectionary in blocks,slabsbars, not filled, weighing > :	33 370	52 927	191 846	305 966
1806329000	Oth chocolate & oth food preparationscont. cocoa, not filled, weigl	34 916	60 096	101 782	138 461
1806901000	Chocolate confectionary in tablets orpastilles	14 587	15 223	80 949	86 035
1806909000	Food preparations of flour, meal,starchcont. 40% <= cocoa <50%, fi	17 452	71 084	103 261	404 640
1901101000	Preparations of malt extract for infantuse, put up for retail sale	656	656	911	911
1901102000	Prep for infant use, of goos of heading0401 to 0404 of malt for inf	3 410	9 102	58 123	131 201
1901103000	Preparations of soya bean powder forinfant use, put up for retail s:	754 204	1 688 942	2 454 530	5 180 774
1901109000	Food preparations of withoutcontaining fat for baby	133 273	260 866	501 169	950 428
1901201000	Mixes & doughs of flour, groats, meal,starch/malt extract, not cont	40 300	57 301	102 563	161 233
1901202000	Mixes & doughs of flour, groats, meal,starch/malt extract, containi	1 404	7 221	3 616	33 766
1901203000	Other mixes and doughs for prep. ofbakers wares, not containing c	38 860	97 739	88 639	248 245
1901204000	Other mixes and doughs for prep. ofbakers wares, containing coco	98	476	208	1 899
1901902000	Malt extractInfant food, not put up for retail sale	284 751	559 168	393 598	847 700
1901903100	Filled milk, prep. of goods of heading04.01 to 04.04	176 186	351 246	838 773	1 588 293
1901903900	Oth medical food prep of goods ofheading 0401 to 0404	430 262	770 089	1 068 318	1 912 167
1901904100	Other soya based preparation, in powderform	17 401	17 401	64 897	64 897
1901904900	Other soya based preparations, in otherform	757 350	1 855 149	1 657 509	3 896 785
1901909090	Oth preparation of medical food cont.cocoa	139 694	216 485	287 405	475 749
1902110000	Uncooked pasta, not stuffed/otherwiseprepared, containing eggs	52 473	134 760	69 852	138 976
1902192000	Rice vermicelli (bee hoon)	35 784	56 822	21 491	53 707
1902199000	Oth uncooked pasta, not containing eggs	420 466	716 039	509 476	847 269
1902201000	Stuffed pasta, whether or not cookedor otherwise prepared	13 709	41 127	52 839	157 247
1902301000	Instant noodles	23 706	41 273	52 150	107 841
1902302000	Instant rice vermicelli	6 300	6 819	14 318	15 449
1902309000	Other stuffed pasta	305 066	516 720	445 573	822 428
1902400000	Couscous	1 067	2 295	2 064	4 394
1903000000	Pearl tapioca, flakes, sefting andsubstitutes of tapioca	4 300	23 026	10 165	29 510
1904100000	Prepared foods obtained by the swellingor roasting of cereals/cere	343 798	740 109	994 891	1 934 991
1904200000	Prepared foods of mixtures of roastedor unroasted cereal flakes pr	5 267	5 267	15 751	15 751
1904901000	Rice preparations, including pre-cookedrice	0	12 623	0	51 140
1904909000	Oth prepared foods obtained of cerealsor cereal products	13 304	38 723	36 238	81 456
1905100000	Crispbread	1 364	25 497	4 279	43 759
1905311000	Sweet biscuits not containing cocoa	80 602	131 645	204 456	431 538
1905312000	Sweet biscuits containing cocoa	41 520	130 388	193 561	525 341
1905320000	Waffles and wafers	169 319	295 723	782 033	1 265 517

**I.3. IMPOR MENURUT KOMODITI / IMPORT BY HS COMMODITY**  
**\*\*\* FEBRUARI / FEBRUARY 2011 \*\*\***

HS	Uraian Komoditi Commodity Description	Berat Bersih / Net Weight (Kg)		Nilai / Value C.I.F (US\$)	
		Bulan ini	Kumulatif	Bulan ini	Kumulatif
		Current Month	Cum.Jan. to date	Current Month	Cum.Jan. to date
1905400000	Rusks, toasted bread & similar toasted products	89 397	176 958	120 583	250 071
1905901000	Unsweetened teething biscuits	6 600	6 600	25 597	25 597
1905902000	Other unsweetened biscuits	0	1 092	0	4 439
1905903000	Cakes	350 367	619 545	461 779	802 996
1905904000	Pastries	10 663	10 663	18 461	18 461
1905908000	Other crisp savoury food products	20 343	40 034	85 615	190 383
1905909000	Other baker wares	260 657	563 626	429 977	1 044 603
2001100000	Cucumbers and gherkins, prepared or preserved by vinegar or acet	2 880	5 132	3 682	6 154
2001901000	Onions, prepared/preserved by vinegar or acetic acid	13 947	13 947	19 868	19 868
2001909000	Oth vegetables, fruit, nuts, edible plant prep/preserve by vinegar/ac	998	23 478	4 947	50 745
2002101000	Tomatoes, whole/in pieces, not prepared or preserved by vinegar/a	739	23 378	1 509	22 375
2002109000	Oth tomatoes, whole/in pieces, not prep. or preserved by vinegar/a	3 919	22 279	2 443	16 860
2002901000	Tomato paste, not prepared or preserved by vinegar or acetic acid	660 274	2 062 652	537 086	1 791 514
2002909000	Other tomatoes, prepared or preserved otherwise than by vinegar/	26 219	30 655	30 204	44 829
2003100000	Mushrooms of the genus agaricus, not prepared/preserved by vineg	171 540	472 192	121 434	388 927
2003200000	Truffles, not prepared/preserved by vinegar or acetic acid	0	2 587	0	29 800
2003900000	Oth mushrooms, not prepared/preserved by vinegar or acetic acid	79 063	207 465	72 419	171 842
2004100000	Potatoes, frozen, not prepared/preserved by vinegar or acetic acid	972 239	1 999 246	1 066 283	2 096 546
2004909000	Oth vegetables, frozen, prep/preserved by vinegar/acetic acid	316 530	631 784	339 849	682 303
2005100000	Homogenised vegetables, not frozen, not prepared/preserved by vin	0	6 915	0	3 713
2005201000	Potatoes chips & sticks, not frozen, not prepared/preserved by vineg.	27 198	106 862	109 768	581 626
2005400000	Peas (pisum sativum), not frozen, not prepared/preserved by vinega	0	305 370	0	146 489
2005510000	Beans, shelled, not frozen, not prepared or preserved by vinegar or	0	29 536	0	43 719
2005590000	Other beans, not frozen, not prepared or preserved by vinegar or a	17 850	125 825	7 875	86 454
2005700000	Olives, not frozen, not prepared or preserved by vinegar or acetic a	0	1 155	0	2 090
2005800000	Sweet corn (zea mays var. saccharata), not frozen, not prepared by vi	152 424	360 830	115 350	257 724
2005990000	Oth smoked garlic, not frozen vegetable & mixtures of not prep. by	51 985	61 019	225 569	350 732
2006000000	Vegetables, fruit, nuts, fruit-peel & oth parts of plants, preserved by s	2 994	35 903	9 755	71 736
2007100000	Jams, fruit jellies, marmalades, fruit or nut, homogenised preparati	27 132	53 889	94 111	160 450
2007910000	Citrus fruit	5 203	9 919	21 915	38 931
2007991000	Fruit grains and pastes other than of mango, pineapples or strawbe	83 756	165 907	115 350	241 000
2007999000	Fruit grains and pastes of mango, pineapples or strawberries	49 256	156 112	155 979	359 537
2008111000	Roasted ground nuts, otherwise prepared/preserved	0	2 632	0	7 835
2008112000	Peanut butter, otherwise prepared or preserved	41 566	45 702	110 754	121 827
2008119000	Oth ground nuts, otherwise prepared or preserved	7 300	55 747	16 473	92 369
2008191000	Cashew, incl. mixtures, otherwise prepared or preserved	0	2 982	0	15 346
2008199000	Other nuts and seeds, otherwise prepared or preserved	13 778	29 430	89 478	182 939
2008200000	Pineapples, otherwise prepared/preserved	2 386	2 386	2 274	2 274
2008301000	Citrus fruit, added sugar/oth. sweetening in or not in airtight contain	0	28 113	0	41 803
2008309000	Oth citrus fruit, not added sugar/sweetening in/not in airtight cont	111 229	692 413	129 021	716 015
2008401000	Pears, containing added sugar or sweetening matter in airtight con	0	7 859	0	13 796
2008501000	Apricots, containing added sugar / othersweet, matter in/not airtight	1 440	1 440	1 558	1 558
2008601000	Cherries, containing added sugar / othersweet, matter in/not airtight	0	25 598	0	60 726
2008701000	Peaches, containing added sugar or othersweet, matter in/not airtight	25 558	46 872	30 137	55 892
2008809000	Strawberries, not containing added sugar/sweetening, in/not airtight	0	4 319	0	3 833
2008921000	Mixtures of stems, roots & other edible parts of plant, otherwise prep	0	2 116	0	2 143
2008922000	Mixtures of other edible parts of plant added sugar, in/not airtight	9 628	9 628	8 520	8 520
2008929000	Mixtures of other edible parts of plant not added sugar, in/not airtight	1 682	1 682	8 545	8 545
2008991000	Lychees, otherwise prepared or preserved	118 428	154 227	115 954	136 834
2008992000	Longans, otherwise prepared or preserved	253 583	735 510	266 885	529 160
2008993000	Stems, roots and oth. edible parts of plants, otherwise prepared or pre	0	12	0	18
2008994000	Otherwise prepared or preserved, added sugar/sweet, in/not airtight	64 356	84 259	52 534	62 798
2008999000	Otherwise prepared/preserved, not added sugar/sweet, in/not airtight	20 167	40 603	20 785	41 453
2009110000	Orange juice, frozen	0	239 991	0	449 153
2009120000	Orange juice, not frozen, of a brix value not exceeding 20	54 763	86 974	47 117	73 443
2009190000	Orange juice, not frozen, of a brix value exceeding 20	83 519	116 459	90 271	129 389
2009290000	Other grapefruit juice of a brix value exceeding 20	30 490	33 802	148 482	153 223
2009310000	Juice of any other single citrus fruit, of a brix value not exceeding 20	1 955	2 033	1 845	2 257
2009390000	Other juice of any other single citrus fruit of a brix value exceeding 20	1 579	3 258	1 735	3 672
2009410000	Pineapple juice, of a brix value not exceeding 20	4 750	11 019	5 283	10 604
2009490000	Other pineapple juice, of a brix value exceeding 20	1 253	1 771	1 658	2 238
2009500000	Tomato juice	4 405	13 390	5 174	13 176
2009610000	Grape juice (including grape must), of a brix value not exceeding 20	20 547	27 892	26 482	32 054
2009690000	Other grape juice (including grape must) of a brix value exceeding	4 808	32 094	11 196	70 792
2009710000	Apple juice, of a brix value not exceeding 20	24 858	45 404	23 729	40 620
2009790000	Other apple juice of a brix value exceeding 20	133 675	235 280	205 665	376 062
2009801000	Blackcurrant juice	250	250	4 760	4 760
2009809000	Other juice of any other single fruit or vegetables	157 804	207 158	129 163	170 968
2009900000	Mixtures of juices	109 454	414 994	153 093	969 354
2101111000	Instant coffee	494 412	753 361	3 307 563	5 052 376

**I.3. IMPOR MENURUT KOMODITI / IMPORT BY HS COMMODITY**  
**\*\*\* FEBRUARI / FEBRUARY 2011 \*\*\***

HS	Uraian Komoditi Commodity Description	Berat Bersih / Net Weight (Kg)		Nilai / Value C.I.F (US\$)	
		Bulan ini	Kumulatif	Bulan ini	Kumulatif
		Current Month	Cum.Jan. to date	Current Month	Cum.Jan. to date
210119000	Oth extracts, essences and concentrates of coffee	35 850	78 559	132 000	282 185
2101120000	Preparations with a basis of extracts, essences or concentrates of coffee	5 300	19 435	44 643	66 801
2101201000	Tea preparations consisting of a mixture of tea, milk powder and sugar	1 271	9 802	8 084	35 537
2101209000	Mate preparations consisting of a mixture of mate, milk powder and sugar	13 132	71 175	63 589	402 029
2101300000	Roasted chicory & other roasted coffee substitutes, extract, essence & caffeine	0	469	0	4 408
2102101000	Bread yeasts, active	188 060	459 909	572 908	1 165 023
2102109000	Active yeasts, other than for bread	185 647	567 015	513 241	1 612 945
2102200000	Inactive yeasts; other single-cell microorganisms, dead	426 516	537 017	1 077 893	1 330 524
2102300000	Prepared baking powders	21 075	116 625	26 679	194 093
2103100000	Soya sauce sweet, salt and other	792 042	1 755 051	760 177	1 605 098
2103200000	Tomato ketchup and other tomato sauces	21 227	24 704	38 835	48 935
2103300000	Mustard flour & meal & prepared mustard	28 324	61 605	75 621	115 786
2103901000	Chilli sauce	10 648	157 611	23 109	245 761
2103902000	Mixed condiments and mixed seasonings, including belachan	67 649	138 475	336 469	704 709
2103903000	Fish sauce	109 671	248 050	83 782	182 692
2103909000	Other sauces and preparations therefor; mustard flour & meal & preparation therefor	616 888	1 329 073	1 702 337	3 454 733
2104101000	Soups and broths & preparation therefor containing meat	2 880	7 644	5 890	12 390
2104109000	Soups and broths & preparation therefor, not containing meat	9 091	37 100	20 320	73 736
2104209000	Homogenised composite food preparations, not containing meat	820	1 183	12 551	14 300
2105000000	Ice cream and other edible ice, whether or not containing cocoa	92 393	202 362	417 097	755 427
2106100000	Protein concentrates and textured protein substances	519 532	1 009 799	898 569	1 882 179
2106901000	Dried bean curd and bean curd sticks	24	13 446	2 054	19 626
2106902000	Flavoured or colored syrups	109 300	177 032	405 819	640 517
2106903000	Non-dairy creamer	3 929 163	7 926 390	6 476 312	12 771 862
2106904000	Autolysed yeast preparations	9 326	33 976	43 496	166 842
2106905100	Non-alcoholic prep used as raw material to make composite concentrates	12 715	19 238	136 782	195 871
2106905200	Non-alcoholic comp concentrates for simple dilution with water to make beverages	89 119	338 697	801 349	6 332 925
2106905300	Ginseng based products, non-alcoholic preparations use for making beverages	0	6 417	0	13 579
2106905900	Other non-alcoholic preparations use for making beverages	87 125	143 964	347 228	502 165
2106907000	Preparations vitamins or minerals, medic food and oth. food supplement	80 130	324 681	3 498 279	7 163 025
2106908000	Mixtures of chemicals foodstuffs or substances with nutritive value, used in food	94 155	275 677	164 350	500 098
2106909100	Fortificant premixes	8 200	25 199	123 850	397 643
2106909200	Ginseng based preparations	0	14 950	0	104 650
2106909400	Other preparations for infant use	2 103	9 359	131 789	371 875
2106909900	Other food preparations not elsewhere specified or included	534 255	894 991	3 755 889	5 980 896
2201100000	Mineral waters and aerated waters	569 102	723 174	534 245	668 068
2201909000	Other mineral waters or artificial	0	83	0	129
2202101000	Sparkling mineral waters and aerated waters, flavoured	234 389	505 730	283 103	485 019
2202109000	Other mineral water, containing added sugar/sweetening or flavour	944 940	2 291 520	753 548	1 415 147
2202901000	Flavoured uht milk drink	41 191	429 241	70 747	779 640
2202902000	Soya milk drink	284 963	595 347	237 105	497 820
2202903000	Non-aerated beverage ready for immediate consumption without carbonation	455 478	1 521 054	522 915	1 678 045
2202909000	Oth non-alcoholic beverages, excluding fruit or vegetable juices	668 286	1 069 973	536 327	963 228
2203009000	Other beer made from malt, including ale	0	4 200	0	10 318
2204100000	Sparkling wine	516	516	6 807	6 807
2204211100	Wine, in containers <= 2 l, alcoholic strength by volume <= 15%	2 473	2 473	35 053	35 053
2204212100	Grape must, in container <= 2 l, alcoholic strength by volume <= 15%	0	1 620	0	6 705
2206002000	Sake (rice wine)	9 100	9 100	21 190	21 190
2207100000	Undenatured ethyl alcohol of alcoholic strength by volume of >= 80%	11 472	17 234	75 564	94 170
2207201100	Ethyl alcohol of an alcoholic strength by volume of > 99%	0	895	0	1 614
2208201000	Brandy of an alcoholic strength by volume not exceeding 46% vol	24 265	24 307	505 676	506 251
2208301000	Whiskies of an alcoholic strength by volume not exceeding 46% vol	9 713	13 185	146 670	188 162
2208401000	Rum & tafia of an alcoholic strength by volume not exceeding 46% vol	1 057	1 057	20 223	20 223
2208501000	Gin & geneva of an alcoholic strength by volume not exceeding 46% vol	826	826	11 274	11 274
2208502000	Gin & geneva of an alcoholic strength by volume exceeding 46% vol	137	137	3 211	3 211
2208601000	Vodka of an alcoholic strength by volume not exceeding 46% vol	4 956	5 431	51 376	56 267
2208701000	Liqueurs & cordials of an alcoholic strength by volume not exceeding 46% vol	4 282	4 282	47 290	47 290
2209000000	Vinegar and substitutes for vinegar obtained from acetic acid	57 477	102 371	99 165	155 518
2301100000	Flours, meals & pellets, of meat / meat offal; unfit for human consumption	4 863 209	10 170 882	2 949 679	6 156 851
2301200000	Flours, meals & pellets, of fish/crustacean, molluscs/other aquatic invertebrates	4 953 656	11 055 784	5 234 838	11 930 924
2302100000	Bran, sharps and other residues of maize (corn)	583 300	957 289	402 170	754 399
2302300000	Bran, sharps and other residues of wheat	1 934 963	3 208 731	764 209	1 168 073
2302409000	Bran, sharps and other residues of other cereals	26 400	26 400	132 000	132 000
2302500000	Bran, sharps and other residues of leguminous plants	37 500	93 750	19 927	48 838
2303109000	Other residues of starch and similar residues	8 267 647	18 135 993	5 703 381	12 338 161
2303300000	Brewing or distilling dregs and waste	13 563 876	30 510 038	3 721 221	8 306 209
2304000000	Oil-cake & other solid residues, in pellet form, from the extract of soybeans	214 928 578	408 755 291	98 577 218	186 862 052
2306410000	Oil-cake and other solid residues of low erucic acid rape or colza seeds	11 246 045	16 478 780	2 982 222	4 402 727
2306490000	Other oil-cake and other solid residues of rape or colza seeds	617 300	718 440	169 962	203 642
2306600000	Oil-cake and other solid residues of palm nuts or kernels	122 780	122 780	41 698	41 698

**I.3. IMPOR MENURUT KOMODITI / IMPORT BY HS COMMODITY**  
**\*\*\* FEBRUARI / FEBRUARY 2011 \*\*\***

HS	Uraian Komoditi Commodity Description	Berat Bersih / Net Weight (Kg)		Nilai / Value C.I.F (US\$)	
		Bulan ini	Kumulatif	Bulan ini	Kumulatif
		Current Month	Cum. Jan. to date	Current Month	Cum. Jan. to date
2306902000	Oil-cake and other solid residues of maize (corn) germ	1 399 967	1 941 659	955 737	1 333 804
2306909000	Other oil-cake and other solid residues	1 800 500	3 319 300	356 908	686 012
2308000000	Vegetable materials and waste, residues of a kind used in animal feed	15 284	137 887	7 668	31 188
2309101000	Dog or cat food, put up for retail sale, containing meat	592 928	1 148 336	642 790	1 232 574
2309109000	Dog or cat food, put up for retail sale, not containing meat	867 636	1 247 414	1 008 248	1 535 310
2309901100	Complete feed for poultry	218 392	498 892	138 241	297 411
2309901200	Complete feed for swine	5 315 964	9 283 323	1 372 473	2 382 932
2309901300	Complete feed for prawn feed	160 214	424 115	147 024	333 300
2309901900	Other complete feed	13 375	45 205	11 743	74 138
2309902000	Premixes, feed supplements and feed additives for animal	3 460 093	6 281 413	9 085 597	16 003 713
2309903000	Other preparations of a kind used in animal feeding, containing meal	16 385 072	47 455 710	8 273 363	24 407 562
2309909000	Other preparations of a kind used in animal feeding, not containing meal	11 464 086	26 992 116	7 456 727	16 768 714
2401101000	Virginia tobacco, not stemmed/stripped, flue-cured	137 646	273 743	866 550	1 934 822
2401103000	Other tobacco, not stemmed/stripped, flue-cured	25 245	48 375	42 917	102 083
2401109000	Other tobacco, not stemmed/stripped, not flue-cured	1 094 614	2 847 029	5 415 470	15 302 344
2401201000	Virginia tobacco, partly/wholly stemmed/stripped, flue-cured	715 978	1 623 562	3 408 755	7 090 885
2401202000	Virginia tobacco, partly/wholly stemmed/stripped, not flue-cured	19 800	29 400	133 037	179 130
2401203000	Oriental tobacco, partly/wholly stemmed/stripped	1 063 744	2 438 909	7 037 254	15 589 677
2401204000	Burley tobacco, partly/wholly stemmed/stripped	1 239 482	2 625 220	5 756 022	13 277 797
2401205000	Other tobacco, partly/wholly stemmed/stripped, flue-cured	200	401 379	1 389	1 915 710
2401209000	Other tobacco, partly/wholly stemmed/stripped, not flue-cured	1 208 400	1 696 710	5 584 848	8 122 226
2401301000	Tobacco stems	16 744	32 214	10 409	44 443
2401309000	Other tobacco refuse	0	219 848	0	1 305 079
2402100000	Cigars, cheroots and cigarillos, containing tobacco	2	5 006	9	47 694
2402201000	Beedies	1 750	1 750	58 800	58 800
2402209090	Other cigarettes containing tobacco	15 868	50 829	282 834	668 503
2403101100	Blended tobacco, packed for retail sale	0	10 004	0	48 415
2403102100	Blended tobacco, for cigarette making	631 300	1 473 925	4 941 121	11 417 888
2403102900	Other manufactures tobacco for cigarette making	0	19 200	0	162 624
2403910000	Homogenised or reconstituted tobacco	501	10 666	14 725	147 114
2403991000	Tobacco extracts and essences	133	846	5 864	40 160
2501001000	Table salt	0	8	0	9
2501004100	Other salt cont. at least 94.7% sodium chloride on a dry basis, in package net	240 000	286 000	78 480	95 360
2501004900	Other salt cont. at least 94.7% sodium chloride on a dry basis, in package net	130 603 123	429 920 546	6 432 724	22 849 882
2501005000	Sea water	0	168	0	3 167
2501009000	Other salt	24 102	24 805	6 239	14 083
2503000000	Sulphur of all kinds, other than sublimed, precipitated and colloidal sulphur	31 176 688	60 838 096	5 897 719	11 633 351
2504100000	Natural graphite, in powder or in flakes	2 056 445	2 360 985	547 383	772 653
2504900000	Natural graphite, in other form	0	70 628	0	61 546
2505100000	Silica sands and quartz sands	2 444 308	3 467 035	409 948	719 514
2505900000	Other natural sands, whether or not colored other than metal-bearing	682 935	1 345 330	167 859	302 542
2506100000	Quartz	469 990	1 786 574	33 545	169 216
2506200000	Quartzite	10 576	52 104	6 744	46 855
2507000000	Kaolin and other kaolinic clays, whether or not calcined	7 483 039	16 531 607	2 070 241	4 257 963
2508100000	Bentonite	13 132 818	16 402 237	1 329 746	2 408 555
2508300000	Fire-clay	734 186	1 361 833	313 331	906 859
2508400000	Other clays	5 040 849	8 850 519	2 712 788	4 742 074
2508500000	Andalusite, kyanite and sillimanite	0	88 044	0	40 223
2508600000	Mullite	623 224	628 761	331 436	333 768
2508700000	Chamotte or dinas earths	411 000	503 071	189 228	218 357
2509000000	Chalk	117 532	189 067	71 495	118 346
2510101000	Apatite, unground	2 869	10 986	25 414	54 924
2510109000	Other natural calcium phosphates, natural aluminium calcium phosphates	78 021 000	196 985 000	10 154 456	25 472 732
2510201000	Apatite, ground	0	4 866	0	18 250
2511100000	Natural barium sulphate (barytes)	1 375 621	3 661 592	450 530	1 239 911
2512000000	Siliceous fossil meals and similar siliceous earths	397 007	843 876	795 801	1 029 363
2513100000	Pumice stone	214	34 220	6 058	21 514
2513200000	Emery, natural corundum, natural garnet and other natural abrasives	1 211 133	4 264 708	343 828	1 382 602
2515110000	Marble and travertine, crude or roughly trimmed	1 250	159 350	2 470	33 037
2515121000	Marble and travertine, merely cut into blocks	2 007 492	4 623 099	143 656	465 270
2515122000	Marble and travertine, merely cut into slabs	950 869	2 363 376	292 435	782 719
2516110000	Granite, crude or roughly trimmed	172 500	2 378 530	129 813	138 940
2516121000	Granite, merely cut into blocks	747 512	747 512	182 330	182 330
2516122000	Granite, merely cut into slabs	1 586 381	3 227 748	553 674	1 115 587
2516200000	Sandstone	29 778	29 778	8 032	8 032
2516900000	Other monumental or building stone	8 584	8 584	31 207	31 207
2517100000	Pebbles, gravel, broken/crushed stone whether or not heat treated	10 093 216	25 487 212	130 212	342 506
2517410000	Granules, chippings and powder of marble whether or not heat treated	22 126	48 126	10 932	12 268
2517490000	Granules, chippings & powder of stones other than marble whether or not heat treated	105 364	183 214	22 405	46 781
2518100000	Dolomite, not calcined or sintered	0	196	0	727



**I.3. IMPOR MENURUT KOMODITI / IMPORT BY HS COMMODITY**  
**\*\*\* FEBRUARI / FEBRUARY 2011 \*\*\***

H S	Uraian Komoditi Commodity Description	Berat Bersih / Net Weight (Kg)		Nilai / Value C.I.F (US\$)	
		Bulan ini Current Month	Kumulatif Cum.Jan. to date	Bulan ini Current Month	Kumulatif Cum.Jan. to date
2518200000	Dolomite, calcined or sintered	678 123	812 583	174 566	209 038
2519100000	Natural magnesium carbonate (magnesite)	492 013	2 102 626	136 822	771 491
2519900000	Fused magnesia; dead-burned magnesia	2 796 304	4 504 469	1 286 133	1 876 011
2520100000	Gypsum, anhydrite	155 551 875	238 470 954	4 943 850	7 471 652
2520209000	Other plasters	14 741 103	19 316 217	943 452	1 687 769
2521000000	Limestone flux; limestone and other calcareous stone	9 824 270	26 909 240	432 553	1 455 687
2522100000	Quicklime	695 002	1 201 003	82 537	144 759
2522200000	Slaked lime	1 465 390	1 483 687	262 354	306 761
2522300000	Hydraulic lime	25 000	25 000	7 150	7 150
2523101000	Cement clinkers, for white cement	10 008	10 008	11 540	11 540
2523109000	Other cement clinkers	161 826 129	177 898 129	7 681 036	8 441 612
2523291000	Portland cement, colored cement	59 275 000	82 217 000	2 413 775	3 332 636
2523299000	Other portland cements	200	31 877 071	6 136	1 184 282
2523300000	Aluminous cement	438 722	1 220 641	247 358	843 369
2523900000	Other hydraulic cements	38 781 001	57 565 001	1 507 120	2 222 679
2524900010	Chrysotile	11 934 837	20 093 866	4 982 779	9 269 154
2524900090	Other asbestos, crococolite & chrysotile	5 143	5 388	8 172	8 796
2525100000	Crude mica and mica rifted into sheets or splittings	900 000	900 470	101 700	104 166
2525200000	Mica powder	133 557	320 085	181 268	593 577
2526100000	Natural steatite, not crushed, not powdered	108 000	497 001	12 096	57 203
2526201000	Talc powder, crushed or powdered	9 296 794	19 950 834	1 785 837	4 402 688
2526209000	Oth natural steatite, crushed/powdered	221 631	962 373	73 529	220 539
2528100000	Natural sodium borates and concentrates thereof (whether or not c	45	75	805	1 392
2528900000	Natural boric acid containing not more than 85% of h3bo3 on the d	258 026	407 684	139 440	239 546
2529100000	Felspar	30 606 178	54 039 293	2 201 619	4 062 655
2529210000	Fluorspar, containing by weight 97% or less of calcium fluoride	100 000	199 996	33 668	42 168
2529220000	Fluorspar, containing by weight more than 97% of calcium fluoride	3 504	134 012	3 225	60 958
2529300000	Leucite; nepheline & nepheline syenite	280 907	494 485	94 683	175 596
2530100000	Vermiculite, perlite and chlorites, unexpanded	525 554	1 484 756	91 607	236 073
2530201000	Kieserite	15 520 859	59 582 450	2 347 587	9 310 049
2530900000	Other mineral substances not elsewhere specified or included	1 999 974	5 662 864	939 053	2 418 847
2601110000	Iron ores and concentrates, other than roasted iron pyrites : non ag	316 548 227	324 960 672	66 569 321	67 521 470
2601120000	Iron ores and concentrates, other than roasted iron pyrites : agglom	290 880	509 040	142 071	247 299
2601200000	Roasted iron pyrites	2 238	2 607	5 653	6 749
2602000000	Manganese ores & concentrates, including ferruginous manganese,	200 000	200 001	256 000	256 260
2603000000	Copper ores and concentrates	3 225	6 951	37 519	79 396
2605000000	Cobalt ores and concentrates	0	1	0	3
2606000000	Aluminium ores and concentrates	19 075	19 075	21 583	21 583
2607000000	Lead ores and concentrates	77 720	102 682	64 637	75 424
2608000000	Zinc ores and concentrates	105	769	1 187	9 063
2609000000	Tin ores and concentrates	324 875	735 792	212 268	485 405
2610000000	Chromium ores and concentrates	485 000	830 000	234 361	398 746
2611000000	Tungsten ores and concentrates	0	238	0	2 951
2614001000	Titanium ores and concentrates, ilmenite ores and concentrates	0	5 000	0	3 688
2614009000	Titanium ores and concentrates, other than ilmenite ores & concen	134 500	617 605	119 081	479 987
2615100000	Zirconium ores and concentrates	800 837	2 916 965	1 474 414	4 718 859
2615900000	Other niobium, tantalum ores and concentrates vanadium or zircon	41 805	62 449	107 300	150 291
2616100000	Silver ores and concentrates	66	66	4 513	4 513
2616900000	Precious metal ores other than silver ores	0	72	0	42 861
2617100000	Antimony ores and concentrates	79 152	85 665	52 190	94 840
2617900000	Other ores and concentrates.	48 000	68 000	21 680	31 340
2620290000	Ash & residues containing mainly lead, other than leaded gasoline :	0	12	0	436
2620300000	Ash & residues containing mainly copper	321	2 804	6 209	54 114
2701110000	Anthracite	5 507 436	8 003 541	1 069 795	1 709 705
2701129000	Bituminous coal: other than coking coal	448 174	448 174	139 860	139 860
2701190000	Other coal	283 380	586 599	114 127	298 649
2701200000	Briquettes, ovoids & similar solid fuels manufactured from coal	0	39 800	0	15 522
2702100000	Lignite, whether or not pulverised, but not agglomerated	102	102	1 859	1 859
2702200000	Agglomerated lignite	0	22 042	0	45 668
2703002000	Agglomerated peat	28 625	28 625	7 401	7 401
2704001000	Coke & semi-coke of coal	3 330 407	10 869 790	1 249 394	4 371 170
2704003000	Retort carbon	425 000	613 160	178 835	275 728
2705000000	Coal gas, water gas, producer gas and similar gases other than petr	296	516	12 730	17 166
2706000000	Tar distilled from coal, from lignite or from peat & other mineral tar	72 000	194 655	36 209	111 314
2707200000	Toluol (toluene)	2 312	3 102	15 793	21 616
2707300000	Xylol (xylenes)	1 213	986 896	1 829	928 420
2707400000	Napthalene	96 427	252 797	145 881	369 867
2707500000	Oth. aromatic hydrocarbon mix. of >= 65% by volume, distils at 250.0	520 290	3 142 168	590 741	3 379 177
2707992000	Carbon black feedstock	0	5	0	195
2707999000	Other products of the distilled of high temperature coal tar	2 329 558	3 888 402	1 714 510	3 323 272

**I.3. IMPOR MENURUT KOMODITI / IMPORT BY HS COMMODITY**  
**\*\*\* FEBRUARI / FEBRUARY 2011 \*\*\***

HS	Uraian Komoditi Commodity Description	Berat Bersih / Net Weight (Kg)		Nilai / Value C.I.F (US\$)	
		Bulan ini	Kumulatif	Bulan ini	Kumulatif
		Current Month	Cum.Jan. to date	Current Month	Cum.Jan. to date
2708100000	Pitch	167 852	306 771	91 144	163 904
2709001000	Crude petroleum oil	1 246 960 864	2 312 405 831	963 124 712	1 725 905 697
2710111100	Motor spirit, premium leaded	17 905 535	31 107 125	16 248 581	28 126 771
2710111200	Motor spirit, premium unleaded	616 319 661	1 654 065 166	558 901 686	1 487 986 628
2710111500	Other motor spirit, leaded	19	19	473	473
2710111600	Other motor spirit, unleaded	56 858 120	165 572 605	52 642 714	137 401 968
2710112000	Aviation spirit	101 351	292 267	190 755	380 409
2710113000	Tetrapropylene	0	1 004 514	0	1 084 875
2710114000	White spirit	2 094 698	2 736 497	2 088 079	2 771 799
2710115000	Low aromatic solvents containing byweight <= 1 % aromatic conter	1 213 735	3 065 942	1 835 325	4 290 250
2710116000	Other solvent spirits	3 471	11 478	8 881	27 791
2710117000	Naphtha, reformat or preparations forpreparing spirits	4 564 000	120 478 810	4 083 599	105 380 825
2710119000	Other petroleum oil, light oil & otherthan crude	1 199 131	2 709 257	1 641 053	3 558 414
2710191300	Aviation turbine fuel (jet fuel) havinga flash point of not less than 2	9 468	9 468	106 742	106 742
2710191400	Aviation turbine fuel (jet fuel) havinga flash point of less than 23-c	62 856 217	75 568 949	55 076 882	65 476 986
2710191600	Kerosene	0	14 255	0	27 176
2710191900	Other medium oils and preparations	15 136 748	30 686 146	20 364 058	41 182 876
2710192000	Topped crudes	14 565	57 133	26 877	96 163
2710193000	Carbon black feedstock oil	26 257 703	26 257 822	12 821 221	12 831 259
2710194100	Lubricating oil basestock	16 812 558	28 422 968	21 020 545	35 393 899
2710194200	Lubricating oils for aircraft engines	10 546	21 228	60 160	135 081
2710194300	Other lubricating oils	9 355 191	23 395 399	22 531 257	53 090 700
2710194400	Lubricating greases	785 789	1 827 169	2 692 210	6 356 644
2710195000	Hydraulic brake fluid	7 341	32 638	35 554	118 582
2710196000	Transformer and circuit breakers oils	1 156 063	1 895 102	1 470 729	2 400 088
2710197100	High speed diesel fuel	452 234 775	1 397 066 487	369 546 866	1 094 209 127
2710197200	Other diesel fuel	288 425 860	344 556 450	246 667 027	291 943 329
2710197900	Other fuel oils	87 928 671	234 900 263	48 587 802	126 209 214
2710199000	Oth petroleum oils & oils obtained frombituminous minerals (othe	2 038 728	4 156 222	3 062 707	5 953 590
2711110000	Liquid natural gas	490	490	9 808	9 808
2711120000	Liquid propane	65 850 906	134 850 024	55 173 415	120 916 281
2711130000	Liquid butanes	66 241 444	132 761 877	54 834 668	117 210 802
2711141000	Liquid ethylene	5 809	5 809	14 013	14 013
2711149000	Liquid propylene, butylene & butadiene	9 408	9 408	38 087	38 087
2711190000	Other liquid petroleum gas	0	11	0	881
2711210000	Natural gas in gaseous state	172	172	346	346
2711290000	Other petroleum gas in gaseous state	2 889	4 330	9 696	27 934
2712100000	Petroleum jelly	99 225	301 513	197 966	582 792
2712200000	Paraffin wax containing by weight lessthan 0.75% of oil	674 384	1 140 951	847 481	1 401 564
2712901000	Other paraffin wax	1 456 291	2 517 217	2 093 613	3 768 816
2712909000	Microcrystalline petroleum wax, slackwax, ozokerite, lignite wax, p	406 135	834 309	914 758	1 848 616
2713110000	Petroleum coke, not calcined	6 427 159	6 464 759	4 623 771	4 638 059
2713120000	Petroleum coke, calcined	241 498	564 011	208 086	423 518
2713200000	Petroleum bitumen	40 233 983	63 731 041	20 724 058	32 805 246
2714100000	Bitumen and asphalt, natural bituminousor oil shale and tar sands	14	29 300	163	16 358
2714900000	Bitumen and asphalt, natural asphalitesand asphaltic rocks	4 099 648	4 976 597	2 940 251	3 445 935
2715000000	Bituminous mix. based on natur. asphalton natur. bitumen, on peti	52 445	166 687	182 500	374 651
2716000000	Electrical energy	297 280	297 280	15 436	15 436
2801100000	Chlorine	141 068	398 716	79 363	221 059
2801200000	Iodine	48	897	3 451	33 353
2801300000	Fluorine; bromine	23	38	1 770	2 992
2802000000	Sulphur, sublimed or precipitated, colloidal sulphur	983 449	1 618 622	408 803	685 848
2803001000	Rubber grade carbon black	8 582 580	19 938 680	10 039 528	22 988 754
2803002000	Acetylene black	281 715	656 497	745 249	1 536 230
2803003000	Other carbon blacks	1 332 968	2 344 812	1 633 531	2 984 865
2803009000	Other carbon	935 569	2 053 276	1 558 160	3 253 974
2804100000	Hydrogen	126 016	226 601	44 624	88 875
2804210000	Argon	560 929	1 116 003	341 276	754 604
2804290000	Other rare gases	393 402	959 221	347 531	733 830
2804300000	Nitrogen	1 408 524	2 917 407	386 599	708 931
2804400000	Oxygen	1 576 980	3 440 337	482 864	958 987
2804500000	Boron; tellurium	2	151	161	9 521
2804610000	Silicon, containing by weight >= 99.99%	7 849	17 438	791 536	1 720 625
2804690000	Silicon, containing by weight < 99.99%	353 299	1 066 326	913 790	2 673 671
2804700000	Phosphorus	35 541	54 249	901 538	1 801 620
2804800000	Arsenic	20 000	54 000	18 794	76 588
2804900000	Selenium	1 078	1 920	114 709	210 067
2805110000	Sodium	22 134	38 803	40 115	74 778
2805120000	Calcium	24	4 284	468	10 968
2805190000	Other alkali or alkaline-earth metals	123 794	325 339	448 186	882 416

**I.3. IMPOR MENURUT KOMODITI / IMPORT BY HS COMMODITY**  
**\*\*\* FEBRUARI / FEBRUARY 2011 \*\*\***

HS	Uraian Komoditi Commodity Description	Berat Bersih / Net Weight (Kg)		Nilai / Value C.I.F (US\$)	
		Bulan ini Current Month	Kumulatif Cum.Jan. to date	Bulan ini Current Month	Kumulatif Cum.Jan. to date
2805400000	Mercury	1 095	1 177	44 648	64 954
2806100000	Hydrogen chloride (hydrochloric acid)	194 430	324 647	116 781	153 434
2807000000	Sulphuric acid; oleum.	4 052 736	4 111 399	215 507	364 161
2808000000	Nitric acid; sulphonitric acids	693 153	1 590 353	311 791	735 342
2809100000	Diphosphorus pentaoxide	2 050	18 610	6 028	70 358
2809203000	Phosphoric acids, hypophoric acids and hypophosphoric acids	789 427	2 861 916	665 931	2 417 441
2809209000	Other phosphoric acids, hypophosphoric acids and hypophosphoric acids	40 338 173	63 568 870	17 555 888	27 560 508
2810000000	Oxide of boron; boric acids	234 353	682 581	199 715	539 455
2811110000	Hydrogen fluoride (hydrofluoric acid)	81 112	173 395	118 453	264 230
2811191000	Arsenic acid	1 148	61 908	7 145	38 126
2811199000	Other inorganic acids	222 556	548 411	231 253	392 163
2811210000	Carbon dioxide	86 278	249 770	36 580	177 115
2811221000	Silica powder	1 539 984	3 464 015	1 424 251	3 487 788
2811229000	Silicon dioxide, other form	1 201 519	2 560 439	1 262 737	2 782 248
2811291000	Diarsenic pentaoxide	13 200	25 680	10 818	20 814
2811299000	Other inorganic oxygen compounds of non metals	177 764	342 721	350 591	645 141
2812100000	Chlorides and chloride oxides	1	5	40	454
2812900000	Other halides and halide oxides of nonmetals	31 090	46 741	288 574	423 933
2813900000	Other sulphides of non-metal	2	2	590	590
2814100000	Anhydrous ammonia	1 020	10 008 380	2 973	4 513 310
2814200000	Ammonia in aqueous solution	1 745	6 849	16 021	59 528
2815110000	Sodium hydroxide (caustic soda), solid	813 217	1 465 872	348 966	725 687
2815120000	Sodium hydroxide (caustic soda), in aqueous solution (lye or liquid)	4 525	14 238	19 718	39 804
2815200000	Potassium hydroxide (caustic potash)	946 472	2 015 720	1 048 802	2 151 823
2815300000	Peroxides of sodium or potassium	0	2 469	0	22 800
2816100000	Hydroxide and peroxide of magnesium	34 874	95 801	145 283	367 308
2816400000	Oxides, hydroxides & peroxides, of strontium or barium	15 101	37 112	107 721	256 607
2817001000	Zinc oxide	640 740	1 410 513	1 421 193	2 969 304
2817002000	Zinc peroxide	24 158	36 324	40 391	56 891
2818100000	Artificial corundum, whether or not chemically defined	471 713	871 707	382 304	703 795
2818200000	Aluminium oxide, other than artificial corundum	22 313 710	69 024 822	9 092 034	27 656 993
2818300000	Aluminium hydroxide	3 575 467	6 333 832	1 460 868	2 510 647
2819100000	Chromium trioxide	36 770	74 127	143 999	282 699
2819900000	Other chromium oxides and hydroxides	20 177	36 026	98 477	150 031
2820100000	Manganese dioxide	759 858	2 007 859	1 143 559	3 057 470
2820900000	Other manganese dioxide	180 313	339 095	234 332	414 350
2821100000	Iron oxides and hydroxides	613 866	1 518 994	699 429	1 637 729
2821200000	Earth colors	13 440	29 501	4 335	14 912
2822000000	Cobalt oxides and hydroxides, commercial	21 657	41 163	231 339	552 697
2823000000	Titanium oxides.	825 270	1 586 341	2 325 217	4 509 187
2824100000	Lead monoxide (litharge, massicot)	5 195	9 866	37 882	85 650
2824900000	Other lead monoxide	1 040	22 916	9 896	76 622
2825100000	Hydrazine, hydroxylamine, inorganic salt	325 112	438 649	935 864	1 264 882
2825200000	Lithium oxide and hydroxide	2 000	6 332	13 260	41 813
2825300000	Vanadium oxides and hydroxides	0	2	0	577
2825400000	Nickel oxides and hydroxides	29 102	44 888	679 024	1 000 007
2825500000	Copper oxides and hydroxides	24 681	105 569	191 743	803 109
2825600000	Germanium oxides and zirconium dioxide	0	4 816	0	9 056
2825700000	Molybdenum oxides and hydroxides	1 279	1 731	6 338	10 288
2825800000	Antimony oxides	37 613	87 099	427 286	858 943
2825900000	Other inorganic bases	19 361	36 423	156 411	281 071
2826190000	Other fluorides	175 281	303 865	105 563	272 942
2826300000	Sodium hexafluoroaluminate (synthetic cryolite)	24 000	31 324	57 600	66 210
2826900000	Other complex fluorine salt.	36 563	152 999	62 597	244 563
2827100000	Ammonium chloride	94 255	673 272	32 571	198 437
2827201000	Calcium chloride, commercial grades	2 616	390 616	7 157	97 817
2827209000	Calcium chloride, not commercial grades	599 161	1 462 890	194 220	439 338
2827310000	Other chlorides of magnesium	43 319	56 979	23 592	34 643
2827320000	Other chlorides of aluminium	1 056 464	1 890 164	456 580	770 742
2827350000	Other chlorides of nickel	7 346	15 941	51 273	109 172
2827390010	Other chlorides of zinc	193 012	478 743	105 478	290 528
2827390090	Other chlorides of iron, cobalt and of other materials	3 272	156 635	31 056	383 392
2827410000	Chloride oxides & chloride hydroxides, of copper	18 114	21 431	913 939	964 312
2827490000	Other chloride oxides & chloride hydroxides	175 952	569 724	170 271	364 303
2827510000	Bromides of sodium or of potassium	63 001	146 009	174 332	373 610
2827590000	Other bromides	61 318	107 483	109 403	272 818
2827600000	Iodides and iodide oxides	5 244	6 307	89 219	119 833
2828100000	Commercial calcium hypochlorite & other calcium hypochlorites	259 167	336 247	297 384	378 443
2828901000	Sodium hypochlorite	3 786	9 289	2 537	6 938
2828909000	Other hypochlorite	102 467	253 876	97 633	359 714

**I.3. IMPOR MENURUT KOMODITI / IMPORT BY HS COMMODITY**  
**\*\*\* FEBRUARI / FEBRUARY 2011 \*\*\***

HS	Uraian Komoditi Commodity Description	Berat Bersih / Net Weight (Kg)		Nilai / Value C.I.F (US\$)	
		Bulan ini Current Month	Kumulatif Cum.Jan. to date	Bulan ini Current Month	Kumulatif Cum.Jan. to date
2829110000	Chlorates of sodium	1 364 662	2 364 662	963 992	1 644 296
2829190000	Other chlorates	317 255	558 286	350 607	695 906
2829900000	Bromat dan perbromat, iodat & periodat	37 983	104 761	405 705	539 272
2830100000	Sodium sulphides	354 000	1 475 452	207 595	1 006 471
2830900000	Other sulphides	185 534	202 675	199 674	244 716
2831100000	Dithionites and sulphonylates of sodium	601 843	1 363 508	505 934	1 163 800
2831900000	Other dithionites and sulphonylates	0	32 002	0	71 242
2832100000	Sodium sulphites	889 935	1 756 565	419 312	870 872
2832200000	Other sulphites	148 416	170 307	89 598	106 984
2832300000	Thiosulphates	80 618	131 168	63 800	83 962
2833110000	Disodium sulphate	18 379 161	22 571 327	2 615 143	3 214 524
2833190000	Other sodium sulphates	4 021 535	13 640 835	601 477	1 850 201
2833210000	Magnesium sulphate	1 177 546	2 693 129	236 198	507 803
2833221000	Aluminium sulphate :commercial grade	556	556	829	829
2833229000	Aluminium sulphate:other grade	912	1 653	23 881	25 562
2833240000	Nickel sulphate	35 207	65 359	257 969	501 660
2833250000	Copper sulphate	877 005	1 125 633	1 952 234	2 550 018
2833270000	Barium sulphate	149 452	259 360	174 561	266 430
2833291000	Of chromium or zinc	521 250	1 362 467	210 624	784 331
2833292000	Tribasic lead sulphate	25 777	65 065	92 811	216 572
2833299000	Other sulphate of other material	242 161	552 238	131 582	402 429
2833300000	Alums	120 010	160 017	34 575	47 235
2833400000	Peroxosulphates (persulphates)	143 126	312 755	154 423	374 465
2834100000	Nitrites	73 550	243 249	38 893	128 023
2834210000	Nitrates of potassium	120 125	132 887	104 346	126 440
2834290000	Other nitrates	188 468	366 493	163 278	418 007
2835100000	Phosphinates (hypophosphites) andphosphonates (phosphites)	13 473	102 446	133 161	393 261
2835220000	Phosphates of mono- or disodium	23 584	345 983	50 668	313 494
2835240000	Phosphates of potassium	325 593	503 413	574 478	960 040
2835251000	Dicalcium phosphate, feed grade	2 819 000	6 279 519	1 114 420	2 522 873
2835259000	Oth hypophosphites, phosphonates andand phosphates, polyphosj	72 802	441 029	89 149	256 169
2835260000	Other phosphates of calcium	1 062 278	2 796 058	647 072	1 577 713
2835290000	Other phosphates	188 093	293 646	274 273	419 850
2835310000	Sodium triphosphate (sodiumtripolyphosphate)	2 272 737	3 875 214	1 908 503	3 276 299
2835391000	Tetranatrium pirofosfat	32 257	74 267	53 333	122 196
2835399000	Other polyphosphates	482 415	819 282	1 023 385	1 632 927
2836200000	Disodium carbonate	35 411 676	116 525 620	9 035 972	29 633 843
2836300000	Sodium hydrogencarbonate (sodium bicarbonate)	3 417 234	12 252 427	1 377 788	4 042 679
2836400000	Potassium carbonates	445 764	1 091 564	425 057	1 036 314
2836501000	Calsium carbonate, food or pharmaceu-tical grade	592 446	1 804 240	198 093	598 441
2836509000	Calsium carbonate, other grade	3 468 151	7 584 615	1 123 384	2 306 180
2836600000	Barium carbonate	132 210	496 690	90 729	354 254
2836910000	Lithium carbonates	1 934	43 207	11 200	79 956
2836920000	Strontium carbonate	64 200	148 212	40 042	87 391
2836990000	Other carbonates	419 563	1 078 451	572 481	1 563 995
2837110000	Cyanides and cyanide oxides, of sodium	345 245	617 245	666 948	1 140 788
2837190000	Other cyanides and cyanide oxides	20	7 721	11 007	86 434
2837200000	Complex cyanides	228	228	11 611	11 611
2839110000	Sodium metasilicates	246 529	487 020	118 753	235 128
2839191000	Sodium silicates	1 564 794	3 908 799	445 243	1 193 175
2839199000	Other silicates of sodium	839 461	1 515 586	649 292	1 227 746
2839900000	Other silicates; commerial alkali metalsilicates	648 371	836 002	1 087 450	1 358 349
2840110000	Disodium tetraborate (refined borax),anhydrous	115	115	5 864	5 864
2840190000	Other disodium tetraborate (refinedborax)	4 395 689	10 930 801	2 672 865	6 752 413
2840200000	Other borates	401	65 056	18 045	244 524
2840300000	Peroxoborates (perborates)	14 623	14 623	17 539	17 539
2841300000	Sodium dichromate	546	20 916	3 747	25 004
2841500000	Other chromates and dichromates,peroxochromates	10 265	35 513	47 067	138 643
2841610000	Potassium permanganate	100 021	200 021	267 662	538 062
2841690000	Other manganit	0	125	0	898
2841700000	Molybdates	3 991	6 573	71 397	93 558
2841800000	Tungstates (wolframates)	187	1 028	1 408	15 244
2841900000	Oth salts of oxometallic orperoxometallic acids	22 639	66 886	150 241	327 598
2842100000	Double/complex silicates,includ aluminosilicates w.or not chemica	1 460 434	3 125 964	634 789	1 438 606
2842901000	Sodium arsenite	20 900	41 968	69 326	82 826
2842902000	Copper and/or chromium salts	129	142	2 866	2 908
2842909000	Oth salts of inorganic acids/peroxoacid	94 688	215 956	345 893	982 323
2843100000	Colloidal precious metals	63	136	2 539	12 622
2843210000	Silver nitrate	44	150	5 432	30 660
2843290000	Other silver compounds	7 421	7 843	642 248	848 029

**I.3. IMPOR MENURUT KOMODITI / IMPORT BY HS COMMODITY**  
**\*\*\* FEBRUARI / FEBRUARY 2011 \*\*\***

HS	Uraian Komoditi Commodity Description	Berat Bersih / Net Weight (Kg)		Nilai / Value C.I.F (US\$)	
		Bulan ini Current Month	Kumulatif Cum.Jan. to date	Bulan ini Current Month	Kumulatif Cum.Jan. to date
2843300000	Gold compounds	453	625	446 942	930 241
2843900000	Other amalgams and other compoundcolloidal precious metals	1 216	3 167	168 061	367 852
2844309000	Ceramics products & mixtures containinguranium depleted in u235	2	2	102	102
2844401100	Radium and its salts	0	46	0	10 697
2844401900	Other radioactive elements & isotopes &compounds, radioactive n	104	138	14 630	18 778
2844409000	Ceramic products & mixtures containingisotop or compound,radio	2 474	4 072	667 613	932 466
2845100000	Heavy water (deuterium oxide)	203	206	241	352
2845900000	Other isotops other than those heading28.44	2 534	4 871	8 317	14 638
2846100000	Cerium compounds	12	3 040	938	132 951
2846900000	Other compounds, inorganic or organicof rare-earth metal	5	20	347	5 383
2847001000	Liquid hydrogen peroxide,whether or notsolidified with urea	177 569	823 755	104 048	458 150
2847009000	Hydrogen peroxide, whether or notsolidified with urea other form	64 899	65 231	41 684	44 367
2848000000	Phosphides, whether or not chemicallydefined excluding ferropho:	8 820	10 836	52 920	81 144
2849100000	Carbides, whether or not chemicallydefined of calcium	1 029 392	1 748 360	581 845	1 044 213
2849200000	Carbides, whether or not chemicallydefined of silicon	182 889	194 322	291 429	361 518
2849900000	Carbides, whether or not chemicallydefined of other material	1 829	2 972	38 634	54 495
2850000000	Hydrides, nitrides, azides, silicidesand borides	581	683	35 455	45 805
2852001000	Mercury sulphate	25	32	5 873	7 299
2852009000	Other compounds, inorganic/organic, ofmercury, excluding amalga	84	92	17 727	19 389
2853000000	Liquid, compressed air, other inorganic(incl distil/conductivity wat	924	1 223	17 945	22 656
2901100000	Saturated acyclic hydrocarbons.	442 751	1 181 897	680 700	1 767 731
2901210000	Ethylene	31 838 244	62 277 225	34 356 401	66 646 936
2901220000	Propene (propylene)	15 209 752	30 943 880	19 409 785	38 481 826
2901230000	Butene (butylene) and isomers thereof	977 953	977 956	1 228 465	1 228 501
2901240000	Buta-1, 3-diene and isoprene	2 250 632	5 434 624	4 753 980	11 292 529
2901291000	Acetylene	75 936	142 572	75 573	202 182
2901299000	Other unsaturated acyclic hydrocarbons	46 752	82 177	80 404	239 076
2902110000	Cyclohexane	58 231	132 551	120 110	266 900
2902190000	Other cyclanes	177 668	318 715	386 690	658 361
2902200000	Benzene	11 477 181	16 298 732	12 525 815	17 360 123
2902300000	Toluene	10 112 612	15 140 938	10 285 411	15 205 524
2902410000	O-xylene	4 176 686	7 327 821	5 200 114	8 924 200
2902430000	P-xylene	67 156 901	123 583 652	101 534 592	176 503 049
2902440000	Mixed xylene isomers	3 450 208	6 716 112	3 627 380	6 946 911
2902500000	Styrene	47 273	698 633	91 197	992 976
2902901000	Dodecylbenzene	85 533	197 873	145 334	301 813
2902902000	Alkylbenzenes	47 387	47 388	73 237	73 267
2902909000	Other cyclic hydrocarbons.	586 373	1 206 327	918 843	1 905 921
2903111000	Methyl chloride used in the manufactureof herbicides	116 650	279 578	205 506	430 532
2903120000	Dichloromethane (methylene chloride)	737 867	1 362 680	765 809	1 462 393
2903130000	Chloroform (trichloromethane)	922	17 569	10 062	119 956
2903150000	1,2-dichloroethane (ethylene dichloride)	0	23	0	562
2903190090	Other halogenated derivatives ofhydrocarbons	119 332	158 991	144 446	188 541
2903211000	Vinyl chloride monomer (vcm)	10 212 468	19 118 294	9 111 666	17 394 704
2903219000	Other vinyl chloride (chloroethylene)	802	110 758	2 400	286 095
2903220000	Trichloroethylene	217 700	437 355	425 551	893 851
2903230000	Tetrachloroethylene (perchloroethylene)	99 000	239 872	205 920	435 748
2903290000	Other unsaturated chlorinated derivatives of acyclic hydrocarbons	67 574	87 829	376 774	541 468
2903310000	Ethylene dibromide (iso)(1,2-dibromoethane)	20 000	20 000	89 200	89 200
2903390000	Oth fluorinated, brominated/iodinated	33 234	70 624	221 500	425 735
2903410000	Trichlorofluoromethane	0	11 745	0	69 963
2903470000	Other perhalogenated derivatives	1	1	118	118
2903490000	Derivatives of methane, ethane/propane,halogenated with flourin	172 938	507 594	508 117	1 474 058
2903510000	1, 2, 3, 4, 5, 6-hexachlorocyclohexane	300	300	22 800	22 800
2903610000	Chlorobenzene, o-dichlorobenzene andp-dichlorobenzene	337 121	962 322	517 098	1 609 170
2903690000	Other halogenated derivatives ofaromatic	141 200	194 618	311 598	444 196
2904100000	Derivatives containing only sulphogroups their salts and ethyl este	196 371	672 779	279 718	883 805
2904200000	Derivatives containing only nitro oronly nitroso groups	1 537	4 870	4 798	29 434
2904900000	Other derivatives of hydrocarbons,whether or not halogenated	74 214	99 358	154 164	227 873
2905110000	Methanol (methyl alcohol)	26 802 921	38 615 665	9 907 389	14 518 185
2905120000	Propan-1-ol(propyl alcohol) & propan-2-ol (isopropyl alcohol)	2 075 625	3 426 502	2 667 361	4 414 713
2905130000	Butan-1-ol (n-butyl alcohol)	3 419 433	9 083 543	5 738 099	15 144 909
2905140000	Other butanols	2 512	1 144 711	32 980	1 756 683
2905160000	Octanol (octyl alcohol) and isomersthereof	4 281 071	7 709 821	8 162 195	14 265 958
2905170000	Dodecan-1-ol (lauryl alcohol), hexadecan-1-ol, and octadecan-1-ol	97 049	174 313	207 950	417 534
2905190000	Other sulphonated, nitrated/nitrosated	720 966	1 115 965	1 430 703	2 007 931
2905220000	Acyclic terpene alcohols	123 594	244 203	1 247 621	2 366 798
2905290000	Other unsaturated monohydric alcohols	9 438	23 281	133 948	400 937
2905310000	Ethylene glycol (ethanediol)	31 710 074	69 218 361	38 403 758	81 070 031
2905320000	Propylene glycol (propane-1, 2- diol)	2 535 724	4 266 620	4 509 928	7 537 582

**I.3. IMPOR MENURUT KOMODITI / IMPORT BY HS COMMODITY**  
**\*\*\* FEBRUARI / FEBRUARY 2011 \*\*\***

H S	Uraian Komoditi Commodity Description	Berat Bersih / Net Weight (Kg)		Nilai / Value C.I.F (US\$)	
		Bulan ini Current Month	Kumulatif Cum.Jan. to date	Bulan ini Current Month	Kumulatif Cum.Jan. to date
2905390000	Other diols	389 646	587 265	1 259 302	1 882 610
2905410000	2-ethyl-2-(hydroxymethyl) propane-1,3-(trimethylolpropane)	65 903	111 990	169 928	281 385
2905420000	Pentaerythritol	478 955	1 051 789	636 494	1 436 184
2905430000	Mannitol	26 934	62 555	78 792	224 311
2905440000	D-glucitol (sorbitol)	171 680	329 515	124 275	261 937
2905450000	Glycerol	171 729	462 926	167 581	418 815
2905490000	Other polyhydric alcohols	97 210	108 352	276 366	395 756
2905590000	Other halogenated, sulphonated,nitratedderivatives of acyclic alco	6 507	35 708	42 953	129 629
2906110000	Menthol	22 667	68 037	614 584	1 513 148
2906120000	Cyclohexanol, methylcyclohexanols anddimethylcyclohexanols	5	5	600	600
2906130000	Sterols and inositols	11 975	31 000	182 928	366 783
2906190000	Other cyclanic, cyclenic/cycloterpenic	25 291	71 764	334 746	750 824
2906210000	Benzyl alcohol	17 315	53 395	53 845	137 770
2906290000	Other aromatic alcohol	19 626	55 126	121 893	373 934
2907110000	Phenol (hydroxybenzene) and its salts	1 473 543	3 750 796	2 542 942	6 576 169
2907120000	Cresols and their salts	106 597	157 216	290 590	413 233
2907130000	Octylphenol, nonylphenol and theirisomers, salts thereof	52 951	515 562	136 422	1 243 397
2907150000	Naphthols and their salts	12 198	18 096	62 194	87 636
2907190000	Other monophenols	351 591	567 728	426 269	1 050 936
2907210000	Resorcinol and its salts	563	56 699	7 078	316 753
2907220000	Hydroquinone (quinol) and its salts	1 733	45 610	17 924	369 052
2907230000	4,4-isopropylidenediphenol (bisphenola, diphenylolpropane) and i	48 000	94 612	137 780	242 095
2907290000	Other polyphenols; phenol-alcohols	6 614	15 061	37 366	99 355
2908110000	Pentachlorophenol (iso)	12 000	24 000	87 120	174 240
2908190000	Oth derivatives containing only halogensubtituents and their salts	0	7	0	178
2908910000	Dinoseb (iso) and its salts	105	20 105	531	74 531
2908990000	Oth derivatives containing only sulphogroups their salts and esters	7 357	20 106	15 460	114 947
2909110000	Diethyl ether	35	35	804	804
2909191000	Methyl tertiary butyl ether	1	1	142	142
2909199000	Other acyclic ethers and their halogenated	1 766	4 021	19 337	37 439
2909200000	Cyclanic, cyclenic or cycloterpenicethers & their halogenated deriv	15 771	16 028	266 003	271 950
2909300000	Aromatic ethers & their halogenated,sulphonated, or nitrosated de	66 905	125 206	657 745	1 235 323
2909410000	2,2-oxydiethanol (diethylene glycol,digol)	175 180	581 101	206 919	685 907
2909430000	Monobutyl ethers of ethylene glycol orof diethylene glycol	1 476 893	2 637 575	2 690 432	4 611 789
2909440000	Other monoalkylethers of ethyleneglycol or of diethylene glycol	964 900	986 910	1 989 191	2 044 423
2909490000	Other ether-alcohols, their halogenatedsulphonated, nitrated deri	602 450	1 260 508	2 260 917	4 123 664
2909500000	Ether-phenols, ether-alcohol-phenols &their halogenated, nitrated	4 534	28 032	60 535	192 325
2909600000	Alcohol peroxides, ether peroxides, ketone peroxides & their haloç	77 604	177 112	123 009	366 994
2910100000	Oxirane (ethylene oxide)	0	385	0	23 050
2910200000	Methyloxirane (propylene oxide)	2 524 380	2 525 070	3 940 095	3 943 043
2910300000	1chloro2, 3epoxypropane(epichlorohydrin)	19 456	57 437	42 698	147 968
2910900000	Other epoxides, epoxyalcohols, epoxyphenols & their halogenated	1 363	1 887	16 671	27 912
2911000000	Acetals & hemiacetals, whether or notwith other oxygen function	1 310	6 091	18 909	51 836
2912111000	Formalin	145	145	7 375	7 375
2912120000	Ethanal (acetaldehyde)	488	656	10 875	15 462
2912190000	Other acyclic aldehydes without otheroxygen function	72 489	214 409	279 708	644 844
2912210000	Benzaldehyde	2 392	2 962	8 951	11 302
2912290000	Other cyclic aldehydes without otheroxygen function	96 199	203 088	800 492	1 529 345
2912300000	Aldehyde-alcohols	2 237	9 800	25 404	58 155
2912410000	Vanillin (4-hydroxy-3-methoxybenzal-dehyde)	25 652	72 758	388 635	761 746
2912420000	Ethylvanillin (3-ethoxy-4-hydroxyben-zaldehyde)	31 572	36 350	575 913	665 093
2912490000	Other aldehyde-ethers,aldehyde-phenols& aldehydes with other o	1 685	5 144	44 089	84 066
2912500000	Cyclic polymers of aldehydes	871	1 707	10 262	18 906
2912600000	Paraformaldehyde	731 593	1 404 030	659 589	1 248 634
2913000000	Halogenated,sulphonated,nitrated or nitrosated derivat.of product	1 098	2 074	10 152	20 290
2914110000	Acetone	1 681 377	2 489 734	1 472 406	2 153 422
2914120000	Butanone (methyl ethyl ketone)	1 939 858	5 307 848	3 348 801	9 928 334
2914130000	4-methylpentan-2-one (methyl isobuthylketone)	616 151	706 471	1 149 099	1 324 909
2914190000	Other acyclic ketones without otheroxygen function	20 250	66 328	123 971	919 728
2914210000	Camphor	48 585	77 524	164 750	348 317
2914220000	Cyclohexanone and methylcyclohexanones	197 620	412 134	457 015	956 799
2914230000	Ionones and methylionones	8 729	23 007	77 503	277 772
2914290000	Other cyclanic, cyclenic or cycloterpepenic ketones without oth. ox	94 091	237 819	985 579	2 307 143
2914390000	Other aromatic ketones without otheroxygen function	4 497	13 914	47 070	150 283
2914400000	Ketone-alcohols and ketone-aldehydes	194 655	246 269	495 978	720 069
2914500000	Ketone-phenols & ketones without otheroxygen function	12 419	37 599	188 328	741 417
2914610000	Anthraquinone	0	10 012	0	81 733
2914690000	Other quinones	1 388	6 368	28 040	66 253
2914700000	Halogenated, sulphonated, nitrated ornitrosated derivatives	981	8 528	24 097	103 046
2915110000	Formic acid	292 750	616 231	265 106	508 054

**I.3. IMPOR MENURUT KOMODITI / IMPORT BY HS COMMODITY**  
**\*\*\* FEBRUARI / FEBRUARY 2011 \*\*\***

HS	Uraian Komoditi Commodity Description	Berat Bersih / Net Weight (Kg)		Nilai / Value C.I.F (US\$)	
		Bulan ini Current Month	Kumulatif Cum.Jan. to date	Bulan ini Current Month	Kumulatif Cum.Jan. to date
2915120000	Salts of formic acid	125 404	432 134	61 185	248 283
2915130000	Esters of formic acid	29 439	59 054	103 643	203 479
2915210000	Acetic acid	9 154 823	17 874 582	4 351 090	8 552 767
2915240000	Acetic anhydride	17 844	51 804	28 560	82 038
2915290000	Other acetic acid and its salts	173 945	365 771	354 866	1 301 090
2915310000	Ethyl acetate	1 452 522	3 684 717	1 529 170	3 821 563
2915320000	Vinyl acetate	2 803 431	8 111 067	2 669 835	7 639 843
2915330000	N-butyl acetate	542 649	842 546	818 115	1 267 318
2915360000	Dinoseb (iso) acetate	114	114	1 320	1 320
2915390000	Other esters of acetic acid	662 788	1 349 826	1 734 726	3 659 006
2915400000	Mono-, di- or trichloroacetic acids,their salts and esters	173 333	415 600	223 939	455 302
2915500000	Propionic acids, its salts and esters	166 259	271 339	519 324	754 100
2915600000	Butanoic acids, pentanoic acids, theirsalts and esters	283 778	464 961	629 657	1 075 064
2915701000	Palmitic acid, its salts and esters	203 475	451 279	411 330	1 014 729
2915702000	Stearic acid	175 305	526 796	430 480	915 836
2915703000	Salts and esters of stearic acid	184 969	415 785	406 330	824 823
2915901000	Acetyl chloride	11 492	19 919	44 876	97 475
2915902000	Lauric acid, myristic acid, their saltsand esters	730 722	1 335 502	1 733 466	2 985 422
2915909000	Other saturated acyclic monocarboxylicacids & their anhydrides &	224 158	522 815	919 436	1 877 224
2916110000	Acrylic acid and its salts	497 758	783 090	1 422 584	2 197 456
2916120000	Esters of acrylic acid	1 653 212	5 032 659	4 921 922	14 713 335
2916130000	Methacrylic acid and its salts	81 738	234 090	262 600	769 753
2916141000	Methyl methacrylate	3 555 910	7 603 564	8 276 169	17 830 101
2916149000	Other esters of methacrylic acid	199 857	351 049	632 101	1 135 652
2916150000	Oleic,linoleic or linolenic acids,theirsalts and esters	47 040	280 059	95 424	493 226
2916190000	Oth unsaturated acyclic monocarboxylicacids, their anhydrides & h	59 412	155 737	278 610	797 511
2916200000	Cyclanic, cyclenic or cycloterpenicmonocarboxylic acids, their anhy	86 002	164 251	2 977 803	4 934 975
2916310000	Benzoic acid, its salts and esters	561 069	997 610	926 999	1 660 542
2916320000	Benzoyl peroxide and benzoyl chloride	39 122	118 509	50 819	165 808
2916350000	Esters of phenylacetic acid	25	697	3 152	40 034
2916391000	2,4-dichlorophenyl acetic acid & itsalts and esters	91 000	111 249	310 600	353 478
2916399000	Other aromatic monocarboxylic acids,their anhydrides, halides & p	37 917	175 171	241 358	873 978
2917110000	Oxalic acid, its salts and esters	54 165	178 163	67 834	167 352
2917121000	Dioctyl adipate (doa)	175 265	552 483	507 360	1 559 767
2917129000	Other adipic acid, its salts & esters	131 715	166 829	379 937	447 571
2917130000	Azelaic acid, sebacic acid, their saltsand esters	2 792	17 024	16 789	95 971
2917140000	Maleic anhydride	153 528	230 946	251 150	387 902
2917190000	Other acyclic polycarboxylic acids,their anhydrides, halides & pero:	138 045	237 757	363 889	635 356
2917200000	Cyclanic, cyclenic or cycloterpenicpolycarboxylic acids, their anhyd	34 032	60 322	106 424	162 429
2917320000	Dioctyl orthophthalates	331 925	605 747	448 057	832 043
2917330000	Dinonyl or didecyl orthophthalates	16 000	192 000	39 680	410 300
2917340000	Other esters of orthophthalic acid	178 083	424 110	443 789	955 062
2917350000	Phthalic anhydride	2 840 002	6 052 502	3 485 275	7 389 716
2917360000	Terephthalic acid and its salts	4 400 335	6 859 685	6 225 651	9 131 329
2917370000	Dimethyl terephthalate	0	25 000	0	35 875
2917391000	Triocetyltrimellitate (totm)	96 000	128 000	229 920	307 360
2917392000	Other phthalic plasticizers & esters ofphthalic anhydride	55 250	110 493	93 134	185 238
2917399000	Other aromatic polycarboxylic acids,their anhydrides, halides & pe	522 189	992 292	1 017 380	1 763 186
2918110000	Lactic acid, its salts and esters	178 797	361 435	418 450	827 661
2918120000	Tartaric acid	37 112	95 807	84 331	222 588
2918130000	Salts and esters of tartaric acid	40 640	83 171	118 267	243 658
2918140000	Citric acid	2 026 496	3 101 919	2 194 290	3 529 279
2918151000	Calcium citrate	50 757	217 680	34 670	179 663
2918159000	Other salts and esters of citric acid	253 591	794 877	384 727	1 112 342
2918160000	Gluconic acid, its salts and esters	473 780	920 981	462 401	940 867
2918190000	Oth carboxylic acids with alcohol function but without other oxyge	55 294	148 806	145 287	330 450
2918210000	Salicylic acid and its salts	1 253	53 949	26 810	208 567
2918220000	O-acetylsalicylic acid,its salts andesters	13 298	29 498	27 960	96 554
2918230000	Other esters of salicylic acid & theirsalts	71 311	235 937	242 305	676 269
2918299000	Other carboxylic acids with phenol function but without other oxyg	43 391	81 422	308 165	517 971
2918300000	Carboxylic acids with aldehyde/ketonefunction but without other c	24 973	48 271	425 600	940 983
2918910000	2,4,5-t(iso) (2,4,5-trichlorophenoxy)acetic	1 440	21 440	11 520	35 520
2918990000	Oth carboxylic acids with additionaloxygen function,their anhydrid	105 575	145 209	448 168	833 745
2919100000	Tris(2,3-dibromopropyl) phosphate	6 626	19 246	39 631	102 965
2919900000	Oth.phosphoric esters,their salts,incllactophosphates, their haloge	12 910	61 523	57 123	237 003
2920110000	Parathion (iso) & parathion-methyl (iso)	5 969	5 969	37 275	37 275
2920190000	Oth thiophosphoric esters,(phosphorothioates) & their salts	55	415	989	8 758
2920901000	Dimethyl sulphate (dms)	39 626	40 881	42 966	53 464
2920909000	Other esters of other inorganic acidsof non metals and their salts	46 148	104 349	104 273	297 058
2921110000	Methylamine, di- or trimethylamine andtheir salts	125 262	230 121	296 289	575 106

**I.3. IMPOR MENURUT KOMODITI / IMPORT BY HS COMMODITY**  
**\*\*\* FEBRUARI / FEBRUARY 2011 \*\*\***

HS	Uraian Komoditi Commodity Description	Berat Bersih / Net Weight (Kg)		Nilai / Value C.I.F (US\$)	
		Bulan ini	Kumulatif	Bulan ini	Kumulatif
		Current Month	Cum.Jan. to date	Current Month	Cum.Jan. to date
2921190000	Other acyclic monoamines & their derivatives; salts thereof	838 639	1 675 961	1 607 901	3 221 508
2921210000	Ethylenediamine and its salts	404 908	537 080	1 678 528	2 253 272
2921220000	Hexamethylenediamine and its salts	7 938	14 110	63 249	92 673
2921290000	Other acyclic polyamines & their derivatives; salts thereof	323 633	700 416	844 243	1 843 504
2921300000	Cyclanic, cyclenic or cycloterpenicmono-or polyamines,& their deri	381 149	819 674	773 955	1 673 928
2921410000	Aniline and its salts	130 200	171 400	294 793	428 657
2921420000	Aniline derivatives and their salts	38 459	147 385	119 517	408 729
2921430000	Toluidines & their derivatives; saltsthereof	27 774	37 830	115 558	196 666
2921440000	Diphenylamine & its derivatives; saltsthereof	1 207	1 583	7 841	11 880
2921450000	1-naphthylamine (alpha-naphthylamine),2-naphthylamine (beta-n.	71 468	84 513	240 135	339 739
2921490000	Oth aromatic monoamines & their deri-vatives; salts thereof	2 889	9 953	11 494	97 518
2921510000	O-,m-,p-phenylenediam, diaminotoluenes & their derivatives; salts	217 418	481 346	749 829	1 628 022
2921590000	Oth aromatic polyamines & their derivatives; salts thereof	214 542	424 196	1 194 988	2 389 493
2922110000	Monoethanolamine and its salts	68 638	207 010	106 092	327 372
2922120000	Diethanolamine and its salts	92 543	302 298	170 006	475 055
2922130000	Triethanolamine and its salts	177 681	288 721	320 751	513 151
2922191000	Ethambutol & its salts, esters & otherdrv suitable for produc of ant	11	5 681	2 722	228 458
2922192000	D-2-amino-normal-butyl-alcohol	48 821	49 074	186 836	189 757
2922199000	Oth amino-alcohols,phenylpropanolamin hcl, tramadol, ketamin h	54 990	62 288	629 739	1 329 524
2922210000	Amino hydroxynaphthalene sulphonacids and their salts	234 594	415 114	759 753	1 385 892
2922290000	Other amino-naphthols & other aminophenols	62 144	162 195	520 852	1 121 756
2922390000	Other amino-aldehydes,amino-ketones& aminno-quinones	3 965	18 368	68 818	242 391
2922410000	Lysine and its esters; salts thereof	360 472	635 519	912 752	1 778 295
2922421000	Glutamic acid	16	3 394	400	17 822
2922422000	Monosodium glutamate	1 181 012	2 507 295	1 595 081	3 337 046
2922429000	Salts of glutamic acid	1 213	1 758	14 282	19 957
2922491000	Mephenamic acid and its salts	50 327	114 061	361 178	933 137
2922499000	Oth amino acids,o.t.t containing morethan one kind of oxygen func	244 513	432 157	2 014 072	3 203 373
2922501000	P-aminosalicylic acid & its salts,esterand other derivatives	36 119	52 730	206 900	269 527
2922509000	Oth amino-alcohol-phenols,amino-acidphenols oth amino-comp w	60 611	69 427	340 233	623 143
2923100000	Choline and its salts	693 122	1 414 152	765 558	1 630 855
2923201000	Lecithins, whether or not chemicallydefined	618 894	1 531 185	705 050	1 606 214
2923209000	Other phosphoaminolipids	60 299	166 302	272 948	393 860
2923900000	Oth quarternary ammonium salts andand hydroxides	805 970	1 058 327	1 245 020	1 780 121
2924110000	Meprobamate (inn)	18 600	18 600	30 395	30 395
2924120090	Other fluoroacetamide (iso), monocrothopos (iso), phosphamidon	0	50 062	0	158 236
2924190000	Oth acyclic amides (including acycliccarbamates), & their thrf, salts	149 598	419 466	460 119	1 153 105
2924211000	4-ethoxyphenylurea (dulcin)	168	168	1 712	1 712
2924212000	Diuron and monouron	24 001	24 001	128 069	128 069
2924219000	Other ureines & their derivatives;saltsthereof	16 825	48 088	100 331	190 843
2924291000	Aspartame	100 688	149 712	1 857 168	2 784 176
2924292000	Butylphenylmethyl carbamate, methylisopropyl phenyl carbamate	160 000	203 000	564 000	715 758
2924299010	Asetaminophen (paracetamol), salcylamide, ethoxybenzamide	546 924	1 186 748	2 059 377	4 476 922
2924299090	Oth carboxamide-function compounds	66 904	151 244	610 265	1 181 919
2925110000	Saccharin and its salts	44 000	85 500	257 400	530 990
2925190000	Other imides & their derivatives, saltsthereof	3 000	16 114	11 100	72 929
2925210000	Chlordimeform (iso)	18	18	590	590
2925290000	Other imines and their derivatives;and salts thereof	19 825	78 267	128 306	440 532
2926100000	Acrylonitrile	14 124	529 043	41 068	1 270 255
2926200000	1-cyanoguanidine (dicyandiamide)	2 178	43 726	7 533	74 836
2926900000	Other nitrile-function compounds.	128 250	304 299	3 307 196	8 962 274
2927001000	Azodicarbonamide	106 020	325 359	249 174	781 376
2927009000	Oth diazo-, azo- or azoxy-compounds.	37 943	127 949	161 609	474 076
2928009000	Other organic derivatives of hidrazineor of hydroxylamine	55 446	74 267	263 625	452 543
2929100000	Isocyanates	4 190 138	7 764 200	8 109 591	15 294 609
2929901000	Sodium cyclamate	0	36 000	0	62 023
2929909000	Other compounds with other nitrogenfunction	5 610	21 625	25 893	220 132
2930200000	Thiocarbamates and dithiocarbamates	225 476	597 775	1 352 843	3 308 295
2930300000	Thiuram mono, di or tetrasulphides	42 031	54 544	118 697	150 382
2930400000	Methionine	1 534 471	3 034 241	6 565 347	12 670 812
2930500000	Captafol (iso) & methamidophos (iso)	569	569	2 310	2 310
2930900000	Other organo-sulphur compounds	925 039	1 541 794	3 351 114	5 713 917
2931001000	Tetraethyl lead	100 418	124 269	676 131	711 665
2931002000	N-(phosphonomethyl)glycine and saltsthereof	2 366 557	3 292 568	6 853 040	9 742 936
2931003000	Ethephone	30 765	36 238	126 976	154 517
2931004000	Organo-arsenic compounds	7 000	7 000	110 950	110 950
2931009000	Other organo-inorganic compounds	256 193	602 215	723 009	1 726 725
2932110000	Tetrahydrofuran	14 657	58 280	59 636	237 547
2932120000	2-furaldehyde (furfuraldehyde)	140 364	141 436	365 977	377 829
2932130000	Furfuryl alcohol and tetrahydrofurfuryl alcohol	146 820	243 405	334 379	582 463



**I.3. IMPOR MENURUT KOMODITI / IMPORT BY HS COMMODITY**  
**\*\*\* FEBRUARI / FEBRUARY 2011 \*\*\***

H S	Uraian Komoditi Commodity Description	Berat Bersih / Net Weight (Kg)		Nilai / Value C.I.F (US\$)	
		Bulan ini Current Month	Kumulatif Cum.Jan. to date	Bulan ini Current Month	Kumulatif Cum.Jan. to date
2932190000	Oth compounds containing an unfusedfuran ring in the structure	8 874	14 255	465 695	675 168
2932210000	Coumarin, methylcoumarins &ethylcoumarins	21 500	33 724	217 645	307 201
2932290000	Other lactones	91 863	189 293	405 820	1 304 172
2932930000	Piperonal	1 000	3 000	26 834	76 834
2932991000	Carbofuran	143 904	224 685	2 077 839	2 888 605
2932999000	Other heterocyclic compound withoxygen hetero-atom(s) only.	65 150	317 878	1 292 310	2 452 846
2933111000	Dipyrone (antalgin)	50 000	97 784	435 000	838 605
2933119000	Other phenazone (antipyrin) and itsderivatives	60 439	73 886	697 768	853 502
2933190000	Oth compounds containing an unfusedpyrazole ring in the structur	17 254	57 953	261 071	5 237 965
2933210000	Hydantoin and its derivatives	43 963	149 765	108 116	272 622
2933291000	Cimetidine	91	2 345	7 301	56 551
2933299000	Oth compounds containing an unfusedimidazole ring in the structu	25 375	56 586	533 353	1 070 527
2933310000	Pyridine and its salts	111 274	288 966	475 226	1 099 705
2933320000	Piperidine and its salts	1	1	68	68
2933391000	Chlorpheniramine and isoniazid	6 252	10 985	179 335	253 465
2933392000	Isonicotinic acid hydrazide,& its saltsesters,derived of pharmaceuti	78	78	2 677	2 677
2933393000	Paraquat salts	744 338	2 424 770	1 921 633	7 087 541
2933399000	Oth compounds containing an unfusedpyridine ring in the structur	234 522	436 607	2 301 295	4 563 205
2933410000	Levorphanol (inn) and its salts	25	25	1 250	1 250
2933490000	Oth compounds containing in the struc.a quinoline or isoquinoline	43 275	66 504	587 399	936 229
2933520000	Malonylurea (barbituric acid) and itsalts	1	10	31	1 254
2933540000	Other derivatives of malonylurea(barbituric acid), salts thereof	0	12	0	2 553
2933591000	Diazinon	1	1	15	15
2933599000	Oth compounds contain a pyrimidinering or piperazine ring in the :	74 570	137 649	1 487 080	2 684 824
2933610000	Melamine	805 146	1 678 803	1 425 181	2 908 528
2933690000	Oth compounds containing an unfusedtriazine ring in the structure	442 470	1 241 979	808 538	2 252 177
2933710000	6-hexanelactam (epsilon-caprolactam)	2 714 000	6 755 087	7 924 281	18 982 145
2933790000	Other lactams	35 725	62 794	241 215	395 878
2933910000	Alprazolam(inn), camazepam(inn),chlordiazepoxide(inn), clonazep	942	8 349	74 710	150 777
2933991000	Mebendazole and parbendazole	2 173	10 614	57 463	230 783
2933999000	Other heterocyclic compounds with nitrogen hetero-atom(s) only.	64 690	269 951	1 471 966	2 536 154
2934100000	Compounds containing an unfusedthiazole ring in the	45 737	45 949	412 297	529 025
2934200000	Comp containing in the structure a benzothiazole ring-system, not	105 465	320 107	372 497	1 169 756
2934300000	Comp containing in the structure a phenothiazine ring-system,not	12 637	31 697	349 499	537 271
2934910000	Aminorex(inn), brotizolam(inn), clotiazepam(inn),cloxazolam(inn),i	200	4 200	63 000	75 400
2934991000	Nucleic acid and its salts	18 270	19 010	290 554	556 954
2934992000	Sultones, sultams, diltiazem	1 813	18 445	669 590	1 129 446
2934993000	6-amino penicillanic acid	22 237	27 426	149 688	187 911
2934999000	Other nucleic acids and their salts,whether or not chemically defin	122 023	287 624	3 653 882	8 165 254
2935000000	Sulphonamides.	117 080	258 373	1 685 440	3 934 394
2936210000	Vitamins a & their derivatives	21 620	39 255	681 696	1 221 373
2936220000	Vitamins b1 & its derivatives	18 730	39 595	446 828	865 758
2936230000	Vitamin b2 & its derivatives	11 122	16 022	212 773	352 424
2936240000	D- or dl-pantothenic acid (vit b3or vit b5 & its derivatives	45 658	74 506	511 824	773 067
2936250000	Vitamin b6 & its derivatives	11 807	48 542	140 237	725 481
2936260000	Vitamin b12 & its derivatives	3 635	4 134	392 062	636 974
2936270000	Vitamin c & its derivatives	244 531	574 352	2 065 241	4 281 392
2936280000	Vitamin e & its derivatives	68 542	109 520	1 457 228	2 327 687
2936290000	Oth vitamins & their derivatives	64 256	135 217	828 967	1 479 217
2936900000	Oth vitamin, incl natural concentrates	267 904	435 605	1 550 416	2 523 620
2937190000	Oth polu peptide hormones, proteinhormones	6	56	4 674	10 203
2937210000	Cortisone,hydrocortisone, prednisone &prednisolone (dehydrohyd	981	1 853	648 548	1 290 348
2937220000	Halogenated derivatives ofcorticosteroidal hormones	940	1 752	875 486	2 803 565
2937230000	Oestrogens & progestogens	1 434	1 966	1 365 189	2 007 820
2937290000	Oth steroidal hormones	271	427	534 923	946 785
2937310000	Epinephrine	0	1	0	4 205
2937400000	Amino-acid derivatives	84	46 320	27 099	254 493
2937500000	Prostaglandins,thromboxanes &leukotrienes & their derivatives	0	1	0	2 100
2937900000	Oth hormones	0	6	0	22 427
2938900000	Oth glycoside, natural or reproduc andtheir salts, ethers, esters & c	1 705	3 512	96 016	146 452
2939110000	Concent of poppy straw, buprenorphinecodein,ethylmorphin,etorf	8	8	7 127	7 127
2939190000	Oth alkaloids of opium	560	1 093	90 500	212 060
2939200000	Alkaloids of chinchona andtheir derivatives, salts thereof	25	26	3 663	3 714
2939300000	Caffeine & its salts	43 353	98 953	327 600	738 802
2939410000	Ephedrine & its salts	0	630	0	37 090
2939420000	Pseudoephedrine (inn) & its salts	1 050	2 154	53 900	174 758
2939490010	Phenylpropanolamine hcl (ppa)	0	5 141	0	197 881
2939510000	Fenetyline(inn) & its salts	1	2	150	356
2939590000	Oth theophylline & aminophylline	1 121	14 305	577 582	949 897
2939610000	Ergometrine (inn) & its salts	2	2	15 680	15 680

**I.3. IMPOR MENURUT KOMODITI / IMPORT BY HS COMMODITY**  
**\*\*\* FEBRUARI / FEBRUARY 2011 \*\*\***

HS	Uraian Komoditi Commodity Description	Berat Bersih / Net Weight (Kg)		Nilai / Value C.I.F (US\$)	
		Bulan ini	Kumulatif	Bulan ini	Kumulatif
		Current Month	Cum.Jan. to date	Current Month	Cum.Jan. to date
2939620000	Ergotamine (inn) & its salts	5	5	174	174
2939690000	Oth alkaloids of rye ergot	25	36	65 812	150 312
2939919000	Oth cocaine, levometamfetamine	0	100	0	24 000
2939991000	Nicotine sulphate	1	4	650	1 548
2939999000	Oth vegetable alkaloids, natural orreproduc by synthesis & their sa	138	12 345	185 623	428 033
2940000000	Sugars, chemically pure, oth thansucrose, lactose, maltose	28 650	77 176	143 156	379 065
2941101100	Amoxicillins & its salts non-sterile	13 400	15 630	448 540	562 998
2941101900	Oth amoxicillins	62 050	112 828	1 775 931	3 323 081
2941102000	Ampicillin & its salts	4 776	7 058	636 286	1 498 892
2941109000	Other penicillins, their derivatvs withpenicillanic acid structure; sal	7 857	11 441	1 194 225	1 761 528
2941300000	Tetracyclines & their derivated, saltthereof	19 886	26 551	381 335	458 286
2941400000	Chloramphenicol & its derivated, saltthereof	1 019	6 409	38 351	168 369
2941500000	Erythromycin & its derivated, saltthereof	4 479	7 747	844 282	1 219 563
2941900000	Oth antibiotics(rifampicin, cephalosporin, their deriv,salts thrf, qui	84 009	176 260	3 557 069	8 496 736
2942000000	Oth organic compounds.	205 381	812 606	773 838	2 305 988
3001200000	Extracts of glands or oth organsor of their secretions	5 911	7 990	33 458	61 057
3001900000	Oth human or animal substanc. prepar.for therapeutic/prophylacti	5	5	36 467	36 467
3002101000	Plasma protein solution	43	47	5 677	6 018
3002102000	Antisera & modified immunologicalprods with or not obtain	191	264	53 305	215 205
3002109000	Oth antisera & blood fractions & modifimmunological prods	5 711	8 913	2 170 652	3 137 541
3002202000	Pertusis, measles, meningitis a/c& poliovaccine	1 824	1 824	1 477 158	1 477 158
3002209010	Hepatitis vaccine	0	757	0	211 718
3002209090	Oth vaccine for human medicine	4 192	7 218	1 987 143	2 752 238
3002300000	Vaccines for veterinary medicine	43 765	91 235	2 579 131	4 704 508
3002900000	Oth human blood; animal blood prepfor therapeutic	14 505	31 206	862 220	1 473 607
3003101000	Medicaments cont amoxicillin (inn) notput up in measur doses-for i	8 000	8 000	196 000	196 000
3003109000	Oth medicam cont penicillins or drv notput up in measur. doses - fc	311	1 847	68 676	117 319
3003200000	Medicaments cont oth antibiotics	12	133	42 435	253 952
3003390000	Oth medicaments cont hormones oroth prod. - for retai sale	0	1 300	0	41 600
3003400090	Oth medicaments cont alkaloids orderivated thrf but not cont horn	54	113	46 771	134 701
3003900000	Oth medicaments cont >=2 constituent	58 158	68 777	1 048 095	2 162 020
3004101900	Oth medicam cont penicillins or drv putup in measured doses-for r	20 176	29 619	140 062	224 502
3004102900	Medicam cont oth streptomycins ortherderivat other than ointmer	1 148	2 564	115 139	307 882
3004203100	Medicam cont erythromycin or drvthereof for taking orally	7 576	19 576	84 299	132 299
3004203900	Medicaments cont erythromycin or drvother for taking oralling or o	241	241	14 553	14 553
3004207100	Medicam cont tetracyclilns or drvthereof for taking orally	0	95	0	5 204
3004207900	Medicam cont chloramphenicols or drvother for taking oralling or o	3 829	12 554	61 009	129 827
3004209100	Medicam cont linc, sulf,iso,pyr or drvthereof for taking orally	1 577	4 021	122 849	445 515
3004209900	Medicam cont gentamycins or drvthereof for injection	22 234	42 022	1 538 992	2 145 429
3004310000	Medicam cont insulin-but not contantibiotics	4 397	8 843	1 937 248	3 737 238
3004329000	Medic cont oth corticosteroid hormone	2 473	4 325	359 171	601 203
3004390000	Oth medicam cont hormon, adrenalin, othprod of hd 29.37, not coi	2 937	47 236	716 397	1 261 301
3004409090	Medicaments cont morphine or its drv,not for taking orally	12 431	17 107	82 575	251 129
3004501000	Oth medicam cont syrups & drops ofvitamins of a kind suitable for	0	2 955	0	27 136
3004508900	Medicam cont oth b complex vitamin	613	1 081	225 487	332 079
3004509000	Oth medicaments cont vitamins oroth prods of heading 29.36	17 004	28 983	392 469	1 070 664
3004901000	Specialised medicines for cancer,aids or oth intractable diseases	5 399	7 529	1 059 352	2 582 490
3004902000	Oth medicamt put up in measuredosesclosed sterile water for	56	290	23 424	58 232
3004903000	Antiseptics	32 301	61 250	80 581	238 045
3004904900	Oth anaesthetics cont ketaminlidocain	0	406	0	25 000
3004905900	Oth analgesics, antipyretics & medcont chlorp maleat,diclof, trama	5 089	5 235	229 614	413 314
3004908000	Transdermal therapeutic systems (tts)patches for cancer or heart c	0	1 455	0	97 620
3004909100	Oth medicam put up in measur doses-cont sulpiride(inn),cimetidin	838 751	1 138 722	909 546	1 236 185
3004909200	Oth medicam put up in measur doses-cont piroxicam(inn) or ibupr	0	15 415	0	304 951
3004909910	Oth medicam put up in measur doses-doses cont phenobarbital,	3 061	3 494	87 488	123 080
3004909990	Oth infusion fluids; nutritional orelectrolytic solutions	289 894	492 314	12 413 152	25 873 839
3005101000	Adhesive dressing & oth articles coverimpregnant w/ pharmaceuti	5 219	10 119	102 772	202 720
3005109000	Oth adhesive dressings & otharticles having an adhesive layer	4 192	6 790	86 077	146 211
3005901000	Bandages	14 454	38 988	222 592	750 105
3005902000	Gauze	4 596	22 795	22 232	156 381
3005909000	Oth wadding, impregnat/coated withpharmaceutic subst or put up	9 277	13 968	193 775	364 527
3006101000	Sterile absorbable surgical or dental yarn; sterile surgical or dental	2 986	13 025	57 541	163 657
3006109000	Sterile surgical catgut,similar sterilesuture matt & sterile tissue	3 972	10 486	579 644	1 378 175
3006200000	Blood-grouping reagents	1 457	1 494	387 452	389 831
3006302000	Reagents of microbial origin forveterinary	0	145	0	40 239
3006303000	Oth microbial diagnostic reagents	1 664	1 715	3 919	6 079
3006309000	Oth opacifyng prep for x-ray exam,diagnostic reagents design to be	43 919	151 704	96 863	329 134
3006401000	Dental cements & oth dental fillings	18 552	19 293	116 927	206 642
3006402000	Bone reconstruc cements	33	33	3 252	3 252
3006500000	First-aid boxes & kits	54	2 033	2 541	44 008

**I.3. IMPOR MENURUT KOMODITI / IMPORT BY HS COMMODITY**  
**\*\*\* FEBRUARI / FEBRUARY 2011 \*\*\***

H S	Uraian Komoditi Commodity Description	Berat Bersih / Net Weight (Kg)		Nilai / Value C.I.F (US\$)	
		Bulan ini	Kumulatif	Bulan ini	Kumulatif
		Current Month	Cum.Jan. to date	Current Month	Cum.Jan. to date
3006600000	Chemical contraceptive prepbased on hormones	24 742	24 742	755 762	755 762
3006700000	Gel prep designed to be used in humanor vet medic for parts of the	17 607	17 937	349 239	385 850
3006910000	Appliances identifiable for ostomy use	0	42	0	2 119
3101001100	Supplement fertilizers in liquid form,not chemical treat-of solely ve	30 252	37 098	127 026	159 564
3101001900	Oth thn supplemnt fertilizr in liquidform,not chemicl treat solely ve	211 846	553 057	187 107	315 553
3102100000	Urea, with or not in aqueous solution	136	136	1 549	1 549
3102210000	Ammonium sulphate	38 150 000	47 778 074	7 901 450	9 573 133
3102290000	Oth double salts & mix of ammoniumsulphate & ammonium nitrat	0	100 019	0	25 150
3102300000	Ammonium nitrate, with or not inaqueous solutions	50 735 832	63 011 242	30 156 834	37 635 495
3102400000	Mixt of ammonium nitrate with calciumcarbonate or oth inorganic	0	500	0	110
3102500000	Sodium nitrate	627 000	998 021	321 545	523 299
3102600000	Double salts & mixtures of calciumnitrate & ammonium nitrate	774 460	3 253 410	290 912	1 252 685
3102900000	Oth mineral or chem fertilisers,nitrogenous inc mixt	10 140	30 140	7 340	24 880
3103109000	Other suoerphosphates	16 301 200	27 037 900	6 249 761	10 119 749
3103901000	Calcined phosphatic fertiliser	0	48 000	0	39 360
3103909000	Oth mineral or chemical fertilisers,phospatic	173 939 098	230 036 066	18 348 355	24 353 406
3104200000	Potassium chloride	196 224 664	432 013 228	81 608 973	176 728 536
3104300000	Potassium sulphate	402 101	747 168	229 089	442 923
3104900000	Oth potassium salts	5 702 555	8 887 892	2 753 174	4 205 339
3105100000	Mineral or chemic fertilisers,tablet orsimilar forms-pack of a weigh	384 235	384 280	206 774	207 637
3105200000	Mineral or chemical fertiliser cont theelements nitro,phosphor & p	11 970 382	26 454 169	6 358 143	14 432 138
3105300000	Diammonium hydrogenorthophosphate(diammonium phosphate)	1 022 500	6 396 562	659 682	3 225 332
3105400000	Ammonium dihydrogenorthophosphate(monoammonium phospho	623 988	2 623 988	359 985	1 585 985
3105510000	Oth mineral or chemical fertiliserscont nitrates & phosphates	622	5 580	5 641	20 986
3105590000	Oth mineral or chemical fertiliserscont nitrogen & phosphorus	237 764	659 053	571 622	1 419 361
3105600000	Mineral or chemical fertilisers contelements phosphorus & potassi	24 000	87 248	17 100	102 108
3105900000	Oth mineral or chemical fertilisers, intablets or in pack < 10kg	21 000	21 220	262 500	262 775
3201100000	Quebracho extract	38 400	61 950	63 360	95 875
3201200000	Wattle extract	17 500	39 064	28 438	67 822
3201909000	Oth tanning extract of vegetable origintannis & their salts, esters &	4 610	6 749	23 583	35 162
3202100000	Synthetic organic tanning substances	215 231	461 722	368 098	886 594
3202900000	Oth inorgan tanning subst;tanning prepwith or not cont natural tar	82 486	349 147	105 622	419 902
3203001000	Coloring matter of vegetable or animalsuitable for use in food or d	1 137	9 293	65 690	262 760
3203009000	Oth coloring matter of vegetable oranimal not suitable for use in fo	305	782	5 041	115 799
3204111000	Disperse dyes crude & prep based& preparat based thereon, crude	353 245	1 287 155	2 320 194	7 567 062
3204119000	Other disperse dyes and preparationbased theron	695 074	1 366 204	3 432 639	6 227 691
3204121000	Aciddyes whether or not premetallised	71 722	102 926	390 141	583 578
3204129000	Oth acid dyes whether or not premetallised & preparation based tl	25 866	74 976	136 117	368 363
3204130000	Basic dyes & preparat based thereon	75 183	120 697	387 882	643 753
3204140000	Direct dyes & preparat based thereon	247 655	558 962	1 086 473	2 255 578
3204150000	Vat dyes (incl those usable in thatstate pigments) & prep based the	180 483	422 444	907 711	2 737 965
3204160000	Reactive dyes & preparations basedthereof	650 152	1 189 895	2 866 498	5 174 237
3204170010	Synthet organ pigment in powder form	810 173	1 577 701	6 208 143	12 764 084
3204170090	Other pigments & preparat basedthereon	588 277	1 099 842	3 222 314	6 392 052
3204190000	Oth synthetic organic coloring matter,incl mix of coloring	394 335	849 636	1 109 499	2 501 956
3204200000	Synthetic organic prods of a kindused as fluorescent brightening ac	341 795	671 808	1 983 502	4 163 203
3204900000	Oth synthetic organic coloring,matter, w/ or not chemically define	222 942	411 524	716 513	1 584 427
3205000000	Color lakes; preparat as specified inbased on color lakes	169 158	288 888	389 428	896 059
3206111000	Pigment base on titanium dioxidecont weight >= 80 %, on dry matt	5 104 356	10 777 264	14 533 255	29 793 262
3206119000	Preparate base on titanium dioxide,cont weight >= 80 %, on dry ma	247 755	467 062	798 006	1 592 111
3206191000	Pigment base on titanium dioxidecont weight < 80 %, on dry matte	152 941	351 597	516 609	1 218 993
3206199000	Preparate base on titanium dioxide,cont weight < 80 %, on dry ma	204 214	397 512	852 109	1 879 297
3206201000	Chrome yellow,chrome green,molybdatorange/red base on chrom	54 985	144 387	234 002	597 743
3206209000	Oth pigments & prep based onchromium compounds	16 416	29 981	190 459	381 594
3206411000	Preparations of inorganic pigmentsultramrine pre based thereon	1 756	3 543	6 902	32 235
3206419000	Oth ultramarine & preparationsbased thereon	183 524	305 582	322 473	672 337
3206421000	Prep of inorganic pigments- litophonebased on sulphide	450	48 950	10 900	36 280
3206429000	Oth litophone & oth pigments & prepbased on sulphide	77 446	128 717	49 512	90 216
3206491000	Prep of inorganic pigment based on othhexacyanoferrat (ferro&fer	122 496	205 481	337 551	698 211
3206499000	Oth pigment & prep based on hexacyanoferrates(ferrocyanides & f	249 841	637 813	1 824 205	4 144 315
3206501000	Prep of inorganic pigment of akind used luminophores	29 641	57 874	130 439	487 325
3206509000	Oth inorganic prods of a kindused as luminophores	140 848	396 353	520 638	1 027 466
3207100000	Prepared pigments, prep opacificersprep colors & similar prep	583 177	1 421 402	2 601 459	5 105 820
3207201000	Enamel frits	307 261	711 651	324 926	888 041
3207209000	Oth vitrifiable enamels & glazes,engobe (slips) similar prep	216 434	1 163 042	441 907	1 054 584
3207300000	Liquid lustres & similar preparations	28 466	63 819	223 551	399 904
3207400000	Glass frit & oth glass, in the formof powder granules or flakes	5 192 303	11 985 961	2 774 398	6 601 747
3208101100	Varnishes>100-c hr, based on polyesterfor dental use, dispersed in	60	60	366	366
3208101900	Oth varnishes based on polyesters<100-c hr, disper in a nonaqueou	10 101	69 170	164 601	437 190
3208109000	Other paints & varnishe (incl enamels & lacquers polyester dispers,	234 921	622 354	1 250 266	3 376 443

**I.3. IMPOR MENURUT KOMODITI / IMPORT BY HS COMMODITY**  
**\*\*\* FEBRUARI / FEBRUARY 2011 \*\*\***

H S	Uraian Komoditi Commodity Description	Berat Bersih / Net Weight (Kg)		Nilai / Value C.I.F (US\$)	
		Bulan ini	Kumulatif	Bulan ini	Kumulatif
		Current Month	Cum.Jan. to date	Current Month	Cum.Jan. to date
3208204000	Anti-fouling/anti-corrosive paints forships hull base on acrylic/viny	100 938	172 189	484 474	671 620
3208207000	Varnishes (including lacquers), of akind used in dentistry	10 675	22 264	25 898	100 155
3208209000	Other paints & varnishes (incl enamels&lacquers) based on acrylic/	670 596	1 135 809	3 126 810	5 290 825
3208901100	Varnishes (incl.lacquers),exceed >=100Cheat-resistant used in den	1 603	11 037	28 626	79 832
3208901900	Varnishes (incl.lacquers),exceed >=100Cheat-resistant used in oth	367 154	752 554	1 767 933	3 367 699
3208902900	Varnishes (incl.lacquers),exceed <100Cheat-resistant used in oth tt	153 461	325 474	912 322	2 112 941
3208909000	Oth paints & varnishesdispersin a nonaqueous	508 511	983 602	2 813 484	5 594 760
3209101000	Varnishes(inc lacquer)>100C hr-acrylicvinyl polymer, dispers in a ai	93 370	312 010	585 102	1 073 276
3209104000	Leather paints-based on acrylic orvinyl polymers dispers in a aquec	15 708	23 516	35 792	52 760
3209105000	Anti-fouling/corrosive paints for shipshulls-acrylic/vynil polymers	19 526	35 733	42 788	68 068
3209109000	Oth paints & varnishes dispersa aqueous medium	340 169	675 776	814 197	1 743 760
3209900000	Oth paints based on others varnishesdispers in a aqueous medium	550 320	1 221 295	1 722 823	3 642 395
3210001100	Varnishes (incl lacquers) > =100C hrof a kind used for finishing leat	589	1 579	5 296	8 071
3210001900	Varnishes (incl lacquers) < 100C hrof a kind used for finishing leath	23 973	32 999	72 319	127 585
3210003000	Prepared water pigments of a kindused for finishing leather	19 541	82 905	63 665	359 068
3210005000	Polyurethane tar coatingof a kind used for finishing leather	12 973	44 619	88 264	251 373
3210009000	Other paints & varnishesof a kind used for finishing leather	94 903	341 984	271 134	1 043 391
3211000000	Prepared driers	135 458	186 527	401 067	564 510
3212100000	Stamping foils	60 817	121 111	446 484	1 020 086
3212901100	Aluminium paste	166 381	275 831	1 022 341	1 920 551
3212901200	Oth pigments (incl metallic powder &flakes),for leather-dispers,no	31 193	55 457	60 247	152 038
3212901900	Oth pigments (incl metallic powder &flakes), dispers in non-aqueo	84 846	266 406	316 268	1 562 285
3212902100	Dyes or oth coloring matter in formsfor ret sale-suitable for food o	0	889	0	3 054
3212902900	Oth dyes or oth coloring matter informs or pack for retail sale	55 684	79 836	463 307	640 963
3213100000	Colors in set, in tablet, tubes, jars,bottles, pans or in similar forms/	74 060	175 632	308 142	756 690
3213900000	Oth artist, students or signboard, intablet,tubes,jars,bottles, pans c	20 043	37 063	42 924	167 386
3214100000	Glaziers putty, grafting putty, cementscaulking compound	278 040	487 322	1 144 623	2 201 839
3214900000	Oth painters fillings; non-refractorysurfacing preparat for facades	379 672	863 171	1 021 000	2 612 842
3215111000	Printing uv curable inks-black	13 792	20 760	120 421	179 243
3215119000	Printing other than uv curable inks-black	153 019	255 355	2 522 392	3 431 121
3215190000	Printing inks, other than black	510 833	1 010 124	3 299 828	8 705 259
3215901000	Carbon mass for one time carbon paper	644	740	12 405	16 099
3215906000	Drawing ink and writing ink	40 315	52 318	327 350	480 000
3215909000	Oth printing ink, writing/drawing inkwith or not concentrated or sc	96 353	198 514	723 386	1 396 396
3301120000	Pharmaceutical grade - of orange andoth essential oils of orange	9 926	78 680	79 279	418 292
3301130000	Pharmaceutical grade - of lemone andoth essential oils of lemone	1 268	6 876	34 155	132 568
3301190000	Other essential oils of citrus fruit	1 954	67 700	20 134	297 637
3301240000	Essential oils - of peppermint(mentha piperita)	3 744	8 359	108 296	156 467
3301250000	Pharmaceutical grade - of oth mintsoth essential oils of oth mints	3 025	42 668	17 011	197 176
3301291100	Pharmaceutical grade of lemon grass ofcitronela, cinnamon, ginge	1	1	28	28
3301291900	Oth pharmaceutical grade-essential oilsoth than those of citronell	89 979	216 528	909 548	2 524 363
3301299100	Oth pharmaceutical grade of lemongrass of citronella, cinnamon, g	2	352	41	18 666
3301299900	Oth essential oils-oth thanpharmaceutical grade	15 743	63 682	479 684	1 218 712
3301300000	Resinoids	56 734	58 063	172 733	197 722
3301901000	Aqueous distillates & solutions ofessential oils suitable for medic u	0	36 500	0	102 810
3301909000	Oth essential oils (terpeneless or not),incl concretes& absolutes; re	18 373	53 231	218 761	747 415
3302109000	Oth mixed of odoriferous of a kind usedin the food or drink industr	174 523	258 031	1 897 792	3 039 861
3302900000	Oth prep based on odoriferous substancesfor the manufacture of t	1 403 044	2 647 235	17 880 654	36 142 213
3303000000	Perfumes & toilet waters	83 888	151 422	5 125 582	9 969 488
3304100000	Lip make-up preparations	18 335	25 666	627 865	900 454
3304200000	Eye make-up preparations	17 881	30 915	488 016	854 106
3304300000	Manicure or pedicure preparation	806	1 119	11 281	18 110
3304910000	Powders, whether or not compressed	20 180	56 770	318 999	987 262
3304991000	Face & skin creams & lotions	445 229	819 163	3 484 903	7 233 739
3304992000	Anti-acne creams	35	35	1 782	1 782
3304999000	Oth beauty/make-up prep & prep for thecare of the skin (oth than	75 303	181 445	1 155 768	2 862 514
3305100000	Anti-mycosis shampoos & othershampoos	2 199 351	3 866 228	9 650 627	16 985 306
3305200000	Preparat for permanent waving orstraightening	70 440	91 631	189 652	255 823
3305300000	Hair lacquers	12 119	20 146	98 414	216 461
3305900000	Others preparations for use on the hair	170 109	505 770	1 232 182	2 796 025
3306101000	Prophylactic pastes & powders	18 585	153 140	66 151	761 837
3306109000	Others dentifrices	4 411	17 616	24 761	73 525
3306200000	Yarn used to clean between the teeth(denital-floss)	1 365	1 500	27 591	30 314
3306900000	Oth prep for oral/dental hygiene, incl.denture fix-ative pastes & pc	135 727	137 850	243 001	267 287
3307100000	Pre-shave, shaving or after-shavepreparations	40 166	49 848	413 106	532 567
3307200000	Personal deodorants & antiperspirants	16 754	109 792	189 650	936 753
3307300000	Perfumed bath salts & oth bathpreparations	54 255	126 260	120 384	266 915
3307410000	Oth agarbatti & oth odoriferous prep.which operate by burning	331 224	825 502	258 641	627 200
3307491000	Room perfuming preparations	43 453	56 847	266 209	318 414
3307499000	Oth prep for perfuming or deodor rooms,incl odoriferous preparat	28 289	56 351	178 616	293 124

**I.3. IMPOR MENURUT KOMODITI / IMPORT BY HS COMMODITY**  
**\*\*\* FEBRUARI / FEBRUARY 2011 \*\*\***

HS	Uraian Komoditi Commodity Description	Berat Bersih / Net Weight (Kg)		Nilai / Value C.I.F (US\$)	
		Bulan ini	Kumulatif	Bulan ini	Kumulatif
		Current Month	Cum.Jan. to date	Current Month	Cum.Jan. to date
3307901000	Animal toilet preparations	0	18 979	0	26 816
3307902000	Contact lens solution	32 175	130 906	114 415	452 585
3307903000	Papers & tissues, impregnated or coated with perfume or cosmetic	553	79 121	8 975	273 218
3307904000	Other perfumery or cosmetics including depilatories	18 804	21 556	140 603	148 267
3307909000	Oth pre-shave, cosmetic or toilet prep, prep rooms deodorisers, w/	19 687	24 708	124 320	138 947
3401111000	Soap, organic surface-active-for toilet use-medicated prods	19 847	81 572	31 627	111 049
3401112000	Bath soap	281 648	899 235	507 801	1 265 300
3401119000	Oth soap & organic surface for toilet use	2 131	10 796	13 388	39 244
3401199000	Oth soap & organic surface other than for toilet use	353	359	3 681	4 061
3401201000	Soap in oth form for flotation deinking or recycled paper	0	6	0	707
3401209000	Soap in oth forms, other than chips	304 989	506 580	391 611	1 203 600
3401300000	Organic surface-active prods & prep for washing in the liquid, put for	27 638	47 133	281 438	554 320
3402111000	Organic surface-active agents, with/not for retail sale: sulphated fa	58 982	75 363	191 221	268 098
3402112000	Wetting agents used in the manufacture of herbicide	48 796	50 516	105 730	112 062
3402119000	Oth anionic-organic surface-active agent with or not put up for retail	558 866	1 080 659	1 247 573	2 518 378
3402121000	Wetting agents used in the manufacture of herbicide-cationic	96 721	141 658	166 585	319 536
3402129000	Oth cationic-organic surface-active agent with/not put up for retail	596 915	1 332 627	1 501 426	3 476 027
3402130000	Organic surface-active agents, with or not for retail sale: non-ionic	2 012 084	3 671 669	5 354 881	9 761 101
3402190000	Oth organic surface-active agents, with or not put up for retail sale	699 307	1 683 791	1 614 587	3 660 023
3402201100	Anionic surface active prep. in liquid form-put up for retail sale	17 295	28 443	115 991	195 289
3402201200	Anionic washing prep & cleaning prep, incl bleach cleans, liquid form	73 995	142 328	293 128	532 311
3402201300	Oth surface active preparations- in liquid form, for retail sale	29 376	119 269	35 602	137 359
3402201900	Oth wash prep & clean prep, incl bleach cleans & degreas prep, liqui	237 804	358 109	913 738	1 313 303
3402209100	Anionic surface active prep. oth than in liquid form-for retail sale	726	19 843	4 914	14 300
3402209200	Anionic washing prep & clean prep, incl bleach, cleans-oth than liqui	0	413	0	1 014
3402209300	Oth surface active preparation-oth than in liquid-form for retail sale	16 661	17 397	49 859	57 261
3402209900	Oth wash prep & clean prep, incl bleach cleans, oth than liquid, reta	78 090	178 660	258 451	721 344
3402901100	Anionic surface active preparation-liquid not put up for retail sale	320 704	611 872	809 895	1 614 578
3402901200	Oth anionic wash prep & clean prep, incl bleach, liquid, not for retail	293 591	379 595	570 876	820 611
3402901300	Anionic washing prep. or cleaning incl. bleaching, cleansing or degre	446 854	764 689	768 052	1 344 678
3402901400	Oth organic surface active in liquid form, wetting agents	981	10 416	4 280	22 846
3402901500	Oth organic surface active in liquid form, not wetting agents	117 078	225 192	604 121	1 240 340
3402901900	Oth wash prep & clean prep, incl bleach cleans, in liquid-not for retail	180 673	379 321	496 483	1 012 672
3402909100	Anionic surface active preparations, oth than liquid- not for retail sa	135	9 015	855	24 213
3402909200	Anionic wash prep & clean prep, incl bleach, cleans-not liquid-not re	94 264	148 475	251 539	466 816
3402909300	Anionic surface-active prep, not liquid form not for retail sale	427 480	537 531	589 275	694 411
3402909400	Anionic surface-active prep, not liquid form, wetting agents not for	5 297	23 332	16 286	48 591
3402909500	Anionic surface-active prep, not liquid form, not wetting agents not for	647 872	1 074 878	1 178 154	2 023 884
3402909900	Oth wash/lean prep, incl bleach cleans oth than liquid-not for retail	295 755	487 761	928 950	1 629 194
3403111100	Liquid lubricating oil prep, for treatment of textile, or oth materials, con	20 436	53 381	67 407	170 674
3403111900	Oth liquid preparation for the treatment of textile or oth materials, cont	37 452	54 402	81 172	113 171
3403119000	Oth preparation for the treatment of textile materials, oth than liquid, con	185 702	248 173	568 409	845 716
3403191100	Liquid oil for aircraft engine cont. petrols/oils obtain. bituminous n	914	6 898	10 899	61 328
3403191200	Other liquid prep content silicone oil, cont petrol oils, or bituminous	65	14 176	2 498	82 518
3403191900	Other liquid for other purposes cont petrol oil or bituminous miner	2 831 618	5 923 539	6 139 449	12 753 674
3403199000	Oth lubricating prep cont petroleum oil	581 053	1 620 933	1 610 788	4 592 347
3403911100	Liquid prep cont silicone oil for treatment of textile, or oth mat, not cont	49 781	114 474	214 487	488 939
3403911900	Liquid prep for treatment of textile mater, not cont petroleum oil &	78 255	393 683	184 989	1 066 990
3403919000	Liquid preparation for treatment of textile or the materials, not cont pe	489 071	1 189 220	1 326 552	3 109 285
3403991200	Other liquid prep content silicone oil cont petrol oil, or bituminous r	0	49	0	1 850
3403991900	Other liquid for other purpose not cont petroleum oil or bituminous	107 076	157 691	307 387	463 098
3403999000	Preparation for treatment of textile, leather oth mater, not cont petrol oil, no	322 284	705 162	1 596 589	4 032 457
3404200000	Artificial waxes & prepared waxes, of poly(oxyethylene) (polyethylene)	293 670	579 740	757 514	1 362 849
3404900000	Oth artificial waxes & prepared waxes.	788 524	2 093 147	1 954 481	4 996 367
3405100000	Polishes, creams & similar preparation for wear or leather	8 833	27 320	83 991	156 800
3405200000	Polishes, creams & similar preparation for the maintenance of wooden furn	442	1 087	11 233	16 276
3405300000	Polishes & similar preparation for coachwork, other than metal polishes	2 319	26 464	16 397	68 828
3405401000	Abrasive lapping & honing, in the form of flour, scouring pastes & pc	2	469	145	5 625
3405409000	Oth scouring pastes & powders & other scouring preparations	27 546	99 448	158 810	433 009
3405901000	Metal polishers	17 500	55 755	79 594	197 529
3405909000	Oth polishes & cream, for footwear, furniture, floors	107 062	197 864	274 226	568 415
3406000000	Candles, tapers & the like.	90 865	229 073	160 519	403 658
3407001000	Modelling pastes, incl those put up for children's amusement	3 100	16 187	5 361	81 228
3407002000	Prep known as "dental wax", in sets, in packings, retail sale or in pla	64	954	683	2 780
3407003000	Other preparations for use in dentistry, with a basis of plaster (of ca	149	6 762	7 977	71 022
3501100000	Casein	197 330	470 021	1 672 687	3 690 216
3501901000	Caseinates & other casein derivatives	62 243	159 860	578 919	1 351 766
3501902000	Casein glues	459	459	5 335	5 335
3502110000	Egg albumin - dried	735	735	11 025	11 025
3502200000	Milk albumin, incl concentrates of >= 2whey proteins	64 463	103 906	154 803	347 474

**I.3. IMPOR MENURUT KOMODITI / IMPORT BY HS COMMODITY**  
**\*\*\* FEBRUARI / FEBRUARY 2011 \*\*\***

H S	Uraian Komoditi Commodity Description	Berat Bersih / Net Weight (Kg)		Nilai / Value C.I.F (US\$)	
		Bulan ini Current Month	Kumulatif Cum.Jan. to date	Bulan ini Current Month	Kumulatif Cum.Jan. to date
3502900000	Oth egg albumin	2	4	184	732
3503001000	Glues of animal origin	26 632	35 835	272 436	540 080
3503002000	Gelatin in powder form with bloatinglevel a-250 or b-230 or more	41 375	71 375	159 477	246 677
3503003000	Isinglass	0	460	0	26 220
3503009000	Oth gelatin derivatives,isinglass,otherglue of animal origin,excl cas	102 249	356 615	599 914	1 897 211
3504000000	Peptones and their derivatives, otherprotein substances and their	607 833	1 408 801	1 713 710	3 961 767
3505101000	Dextrins, soluble or roasted starches	4 445 042	9 701 243	3 472 988	8 149 566
3505109000	Oth dextrins & oth modified starches	5 267 093	9 818 651	5 513 015	9 980 807
3505200000	Glues based on starches/dextrins	455 917	1 076 163	965 281	2 064 352
3506100000	Prods suitable for use as glues/adhesivefor ret sale as glues/adhes	424 009	846 320	1 444 794	3 416 948
3506910000	Adhesives based on polymers of heading39.01 to 39.13 or on rubb	1 476 902	3 296 757	4 607 792	10 081 875
3506990000	Oth prepared glues & oth preparedadhesives, nes	938 159	1 867 284	4 029 930	8 123 328
3507100000	Rennet & concentrates thereof	0	314	0	18 486
3507900000	Oth enzymes; prepared enzymes nes orinclude	391 312	736 227	2 290 241	4 710 728
3601000000	Propellent powders	0	4	0	304
3602000000	Prepared explosive, oth than propellentpowders	27 695	124 842	403 150	989 349
3603001000	Semi-fuses, elemented caps, signal tubes	76 411	107 438	2 182 147	2 906 035
3603002000	Safety fuses or detonating fuses	77	89 947	213 009	633 377
3603009000	Oth safety fuses, detonat fuses, percussion detonat caps,igniters,el	32 881	3 649 514	615 479	2 158 230
3604100000	Firecrackers and other fireworks	238 389	757 269	276 588	908 279
3604909000	Oth signalling flares, rain rocket, forsignal & oth pyrotechnic article	46	32 783	126 747	279 906
3606100000	Liquid/liquified-gas fuel in containersused for filling or refilling <= :	954	13 666	4 199	16 570
3606901000	Solid or semi-solid fuels, solidifiedalcohol & oth similar prepared fu	6	6	84	84
3606902000	Lighter flints	3 831	10 442	50 519	100 890
3606904000	Resin torches, firelighters & the like	2	871	164	851
3606909000	Oth articles of combustible material asspecified note 2 to this chap:	2 922	5 591	17 807	36 902
3701100000	Photographic plates & film in the flatfor x-ray	65 046	118 998	1 139 339	1 851 668
3701200000	Instant print film	23	2 299	198	15 719
3701300000	Oth plates & film, with any side>255 mmspecially for printing indu	251 178	516 424	1 391 003	3 025 159
3701990000	Oth plats &film photograp(h(polychrome)specially manuf for printi	57 959	153 539	156 301	263 591
3702100000	Film for x-ray	1 850	2 843	42 883	108 021
3702324000	Instant print film in bands of width >=16 mm & length >=120m	99	2 183	173	15 075
3702329000	Oth film with silver halide emulsi,of a width < 105 mm	0	12 032	0	9 334
3702399000	Oth film without perforations of awidth < 105 mm	2 716	2 716	3 499	3 499
3702419000	Film for use oth than in medical,surgical,dental or veterinary scienc	206	206	1 006	1 006
3702433000	Infra red transparent film, width >610 mm, length < 200 m	3 459	3 459	18 656	18 656
3702435000	Film, width > 610mm, length < 200mspecially prepared for medica	2 967	8 101	4 870	85 075
3702439000	Oth film of width > 610 mm & length <120 m	0	13 441	0	154 947
3702443000	Infra red transparent film, 105mm< width < 610mm	0	6 435	0	46 840
3702445000	Film, 105mm< width<610mm,specially prepared for medical servic	675	6 200	1 690	90 931
3702449000	Oth film, 105mm < width < 610 mm &length < 120m	7	11 479	823	87 768
3702529000	Film for color photo width<16mm,length > 14 m	0	62	0	6 640
3702549000	Oth film for color photo16mm<width<35mm,length<30m, oth thar	4 556	5 696	101 770	184 740
3702552000	Film for color photo 16mm< width<35mm,length<30m, for cinema	13 314	18 292	402 319	626 321
3702565000	Film width>35mm,for color photographyspecially prepared for me	87	87	2 332	2 332
3702914000	Infra red transparent film oth thancolor photog width < 16mm	0	24	0	145
3702956000	Film oth than for color photo width >35 mm prepared for medical :	8	8	167	167
3702959000	Oth film oth than for color photography	2 606	4 736	7 354	13 411
3703100000	Photographic paper, paperboard&textil,unexposed, rolls,width of t	43 796	103 730	250 836	566 642
3703200000	Oth photograph paper, sensitis, unex-posed for color photography	165 420	347 737	1 198 291	2 193 180
3703900000	Oth photograph paper, paperboard & textsensitised, unexposed.	29 036	45 834	149 443	178 527
3704001000	Plate & film for x-ray,unexposed but notdeveloped	21	23	2 072	2 080
3704009000	Oth photograph plates,film,paper,paper-board & textiles,expos bu	349	11 832	5 177	46 428
3705100000	Photograph plates & film, exposed &developed,for offset reproduc	27 873	28 100	23 692	26 842
3705901000	Photograph plates & film, exposed &developed,for x-ray	0	122	0	4 766
3705909000	Oth photograph plates & film,expos &developed,oth than cinemat	453	9 302	2 781	57 745
3706101000	Newsreels,travelogues,technical & scien-tic film exposed&develop	4 053	9 154	305 070	678 304
3706109000	Oth cinematograph film, expos & deve-losed of a width >= 35 mm	226	989	11 991	60 825
3706909000	Oth cinematgrphic film,expos & developwith or not incorporating :	2	73	148	1 704
3707100000	Sensitising emulsion,for photo use (oththan varnishes, glues, adhe	3 348	10 015	31 100	61 469
3707901000	Flashlight materials, unmixed prods forphotog uses,put up in meas	16	4 417	5 205	14 622
3707909000	Oth chemical prep for photographic uses,put in measur portions, r	329 666	655 134	1 358 424	2 408 165
3801100000	Artificial graphit,in the form of pasteblocks,plates or oth semiman	33 630	262 657	252 594	593 765
3801200000	Colloidal/semi-colloidal graphite, in pastes,blocks,plates or oth serr	1 641	2 104	2 119	4 796
3801300000	Carbonaceous pastes for electrodes &similar paste & for furnace li	1 200 984	1 707 264	1 104 497	1 439 604
3801900000	Oth artificial graphit;colloidal or semigraphite,pastes, blocks or pla	64 218	104 993	494 499	956 346
3802100000	Activated carbon, including spentanimal black	356 924	862 591	545 227	1 404 161
3802902000	Activated clays & activated earth, inclspent animal black	225 991	434 353	69 134	130 458
3802909000	Oth activat natural mineral prod,animalblack include spent animal	720 292	1 088 150	923 801	1 338 445
3803000000	Tall oil, whether or not refined.	4	31 230	462	173 099

**I.3. IMPOR MENURUT KOMODITI / IMPORT BY HS COMMODITY**  
**\*\*\* FEBRUARI / FEBRUARY 2011 \*\*\***

H S	Uraian Komoditi Commodity Description	Berat Bersih / Net Weight (Kg)		Nilai / Value C.I.F (US\$)	
		Bulan ini	Kumulatif	Bulan ini	Kumulatif
		Current Month	Cum.Jan. to date	Current Month	Cum.Jan. to date
3804001000	Concentrated sulphite lye	168 111	290 111	66 174	219 674
3804009000	Oth residual lyes from woodpulp with ornot concentrat,desugar or	651 703	1 232 097	1 216 091	2 366 384
3805100000	Gum, wood or sulphate turpentine oils	1 147	6 394	4 947	14 133
3805900000	Oth terpenic oil produc by the distillat of coniferous wood & oth cr	81 082	270 304	319 320	954 843
3806100000	Rosin & resin acids	250 021	434 374	808 415	1 387 768
3806200000	Salt of rosin,of resin acid, of drv orresin acid,oth than salt of rosin a	16 059	32 077	68 180	131 219
3806309000	Ester gums - in oth forms	123 776	227 820	466 186	890 003
3806909000	Oth derivates rosin & resin acidsthereof	335 925	749 100	1 101 750	2 209 941
3807000000	Wood creosote	1	64 001	3	58 243
3808501100	Intermediate preparations for themanufacture of insecticides,subr	39 117	61 987	334 869	470 335
3808501200	Insectisides in the form of mosquitocoils/mosquito coil powder, su	1 749	8 084	33 154	94 867
3808501900	Insecticides, in oth form, subhd note 1	178 183	339 882	689 593	1 405 456
3808502000	Fungicides, subhd note 1	301 644	617 582	1 337 103	2 454 413
3808503000	Herbicides, anti-sprouting products andplant-growth regulators, su	1 369 212	2 001 909	2 920 815	4 349 285
3808504000	Disinfectants, subhd note 1	13 941	45 371	105 580	260 203
3808509100	Wood preserv, being prep oth than surface coat,cont insect/fungi s	258	258	3 226	3 226
3808509900	Oth disinfect,smlar product,put up inform/pack for retl sale, subhd	0	3 164	0	16 547
3808911000	Intermediate preparation for the mnfactof insecticides, not subhd	121 566	178 224	2 322 505	3 622 221
3808913000	Insecticides in aerosol containers, notsubhd note 1	0	93	0	93
3808919000	Insecticides, in oth form, not subhdnote 1	385 992	920 201	5 286 373	9 052 952
3808920000	Fungicides, not subhd note 1	1 023 397	1 761 943	7 580 035	13 067 901
3808930000	Herbicides, anti-sprouting products andplant-growth regulator, no	873 454	2 105 466	3 743 054	7 817 018
3808940000	Disinfectants, not subhd note 1	45 218	50 505	242 922	289 864
3808991000	Wood preserv,being prep oth than surface coat,cont insect/fungi n	50	19 490	1 350	55 976
3808999000	Oth disinfect,smlar product, put up inform/pack for retl sale,not su	124 130	326 542	415 573	919 130
3809100000	Oth finish agent,dye carriers to accelewith a basis of amylaceous s	135 872	295 531	155 509	534 560
3809910000	Oth finish agent,dye carriers to accelekind used in the textile or lik	1 141 001	2 475 496	2 600 833	5 436 549
3809920000	Oth finish agent,dye carriers to accelekind used in the paper or lik	1 629 831	3 473 892	4 154 860	8 734 368
3809930000	Oth finish agent,dye carriers to accelekind used in the leather or lik	291 898	773 493	756 309	2 118 904
3810100000	Pickling prep for metal surfac,soldering, brazing, welding powders	903 160	1 601 815	3 188 852	5 872 739
3810900000	Other prep of a kind used as cores orcoating for weld electrodes or	266 655	643 377	1 109 663	2 470 976
3811110000	Anti-knock preparation, based on leadbased on lead compound	288	288	2 662	2 662
3811190000	Oth anti-knock preparations	102 624	351 297	243 846	789 203
3811211000	Additive for lubricat oils,cont petroloil & oil obtain from bitumin,rc	836	3 282	4 100	8 883
3811219000	Additive for lubricat oils,cont petroloil & oil obtain from bitumin,rc	3 326 448	6 056 866	11 857 942	22 259 584
3811290000	Oth additive for lubricat oils,contpetrol oil & oil obtain from otmn i	222 311	1 709 678	842 428	3 196 553
3811901000	Anti knock prep., rust preventativ& corrosion inhibitors	380 090	642 361	1 416 592	2 707 555
3811909000	Oth anti-knock prep.,for mineral oilliquid used as mineral oils	682 856	1 258 717	1 761 496	3 696 098
3812100000	Prepared rubber accelerators	1 919 006	3 478 625	4 616 467	8 520 175
3812200000	Compound plasticisers for rubber orplastics	1 302 482	2 330 074	2 622 627	5 228 871
3812301000	White carbon	132 393	230 507	245 577	460 399
3812309000	Oth anti oxidising prep & oth compoundstabilisers for rubber or pl;	1 883 416	3 979 852	5 628 544	11 543 803
3813000000	Prep. & charge for fire-extinguishercharged fire-extinguishing gren	278 191	530 180	885 132	1 321 809
3814000000	Organic composite solvents & thinners,prepared paint or varnish r	577 303	1 078 026	1 400 232	2 681 723
3815110000	Supported catalyst,with nickel/nickelcompounds as the active subs	62 802	130 501	1 085 186	1 934 471
3815120000	Supported catalyst, with precious metalcompounds as the active s	14 153	44 936	958 333	2 143 319
3815190000	Oth supported catalysts	642 793	1 685 156	2 855 717	9 597 061
3815900000	Oth reaction initiators,reaction accelerators catalytic prep,nes or ir	1 212 872	2 700 319	5 330 791	12 465 017
3816001000	Refractory cements, mortars, concretes	1 202 244	3 472 011	975 070	2 636 062
3816009000	Oth refractory cements, mortars, concret	712 561	2 174 688	681 010	1 965 432
3817000000	Mixed alkylbenzenes & mixed alkylnaphthalanes oth than head 2/	0	13 128 616	0	21 561 723
3818000000	Wafers/discs with silicon content	14 349	26 551	1 098 576	1 974 128
3819000000	Hyd brake fluids&oth for hyd trnsmsionwhether or not cont<70%	265 803	367 814	662 071	935 469
3820000000	Anti-freezing preparations & preparedand prepared de-icing fluids	165 563	214 735	422 719	592 444
3821001000	Prepared culture media for development	6 484	8 754	322 970	522 845
3821009000	Oth prepared culture media fordevelopment	465	1 027	23 799	204 483
3822001000	Plate, sheet, film, foil & strip of plasticimpreghtd/coated with diag. r	11 825	36 699	1 083 612	1 865 741
3822002000	Paperboard, cellulose wadding & web fibreimpreghtd/coated with d	23 605	28 327	86 376	230 035
3822003000	Sterilisation indicator strips & tapesoth thn heading 3002 or 3006	2 436	9 675	103 743	322 353
3822009000	Oth diagnostic/lab reagents & preparedwhether or not head 30.02	102 158	237 319	3 729 377	5 783 592
3823110000	Stearic acids	266 308	735 646	371 567	1 000 454
3823120000	Oleic acids	39 964	54 724	87 436	115 277
3823130000	Tall oils fatty acids	185	301 635	1 351	430 121
3823191000	Acids oil from refining	33 618	34 250	66 135	79 288
3823199000	Oth industrial monocarboxylic fatty acid	772 592	2 068 612	1 357 190	3 537 868
3823701000	Industry fatty alcohols in the formof wax	0	6 720	0	20 633
3823709000	Oth industry fatty alcohols in the formof wax	859 215	2 671 296	1 810 197	6 173 028
3824100000	Prepared binders for foundry mouldsor core	508 036	1 129 582	1 050 610	1 832 441
3824300000	Non-agglomerated metal carbides mixedtogether with metallic bir	20 004	42 085	57 475	72 409
3824400000	Prepared additives for cements, mortarsor concretes	2 482 652	4 486 333	6 090 212	10 221 633

**I.3. IMPOR MENURUT KOMODITI / IMPORT BY HS COMMODITY**  
**\*\*\* FEBRUARI / FEBRUARY 2011 \*\*\***

H S	Uraian Komoditi Commodity Description	Berat Bersih / Net Weight (Kg)		Nilai / Value C.I.F (US\$)	
		Bulan ini	Kumulatif	Bulan ini	Kumulatif
		Current Month	Cum.Jan. to date	Current Month	Cum.Jan. to date
3824500000	Non-refractory mortars & concretes	44 333	115 925	127 391	206 794
3824600000	Sorbitol oth than that of subheading 2905.44	49 097	144 025	69 695	182 287
3824720000	Mix cont halogenated, drv methane, ethanecont bromochlorodi(tri	0	270	0	787
3824730000	Mix cont halogenated, drv methane, ethanecontaining HBFC	0	1 233	0	3 885
3824750000	Mix cont halogenated, drv methane, ethanecontaining carbon tetr	1	10	1 230	1 449
3824760000	Mix cont halogenated, drv methane, ethanecont 1,1,1-3-chloroetha	0	625	0	10 254
3824770000	Mix cont halogenated, drv methane, ethanecont bromomethane or	10	10	1 610	1 610
3824780000	Mix cont halogenated, drv methane, ethanecont PFC or HCFC but n	28 091	38 947	41 941	95 683
3824790000	Other mix cont halogenated, drv methane, ethane	430 398	1 092 115	536 270	1 862 410
3824810000	Mix & preparation containing oxirane(ethylene oxide)	22 872	41 280	52 124	90 899
3824830000	Mixtures & preparation containing tris(2,3-dibromopropyl) phosphi	1	185	1 271	3 071
3824901000	Ink removers, stencil correctors & oth, corrector fluids in package	38 511	64 345	281 889	420 442
3824902000	Mixtures of chemical, of a kind used in manufacture of foodstuff	212 660	471 019	567 886	1 307 695
3824903000	Copying pastes with a basis of gelatin presented in bulk/ready to us	8 959	32 034	50 120	85 168
3824904000	Composite inorganic solvents	193 923	401 061	571 864	1 474 867
3824905000	Acetone oil	7 751	16 457	43 290	81 946
3824906000	Preparations/mixtures cont monosodium glutamate	22 926	60 335	135 997	207 551
3824909000	Oth prods & preparations cont cfc-11,12,115, and halon	3 346 186	12 622 479	7 871 974	16 906 631
3901103000	Polyethylene < 0,94 in liquids or pastes	195 398	223 569	393 634	456 851
3901109010	Polymers of ethylene, in granule form	19 701 515	42 539 508	31 416 228	67 597 636
3901109090	Polymers of ethylene other form	2 993 074	6 469 687	4 888 589	10 377 940
3901200000	Polyethylene having a specific gravity 0.94 or more	15 686 398	30 286 147	21 731 267	41 610 721
3901303000	Ethylene-vinyl acetate copolymers in liquid or pastes	1 104 299	1 991 220	1 120 042	2 003 998
3901309000	Ethylene-vinyl acetate copolymers in other form	3 040 505	6 186 993	7 395 390	15 251 300
3901903000	Oth polymers of ethylene in liquid or pastes	10 473	26 992	56 262	138 293
3901909000	Oth polymers of ethylene in other form	6 985 466	13 995 703	11 046 048	21 667 953
3902101000	Polypropylene in powder form	36 037	76 233	123 959	179 084
3902102000	Polypropylene in granule form	47 834 543	88 589 321	71 209 989	131 528 041
3902109000	Polypropylene in other form	2 164 251	4 464 271	3 847 048	7 826 279
3902203000	Polysobutylene liquids/pastes	89 066	157 147	233 364	526 594
3902209000	Polysobutylene in oth forms	136 093	313 422	355 136	745 475
3902303000	Propylene copolymers in liquid or pastes	116 254	138 062	654 938	765 878
3902309010	Propylene copolymers in granule form	17 922 684	33 057 016	27 880 370	52 489 130
3902309090	Propylene copolymers in other form	585 580	2 261 059	998 750	3 456 782
3902903000	Oth polymers of propylene in liquid or pastes	0	17 595	0	39 803
3902909000	Oth polymers of propylene in other form	693 869	1 436 472	2 025 195	4 107 305
3903100000	Expansible polymers of styrene	883 199	2 109 825	1 620 386	3 845 345
3903190000	Other polymers of styrene	3 862 923	8 136 299	6 665 196	14 010 774
3903203000	Styrene-acrylonitrile (SAN) copolymers in aqueous dispersion	177 560	242 300	228 875	304 013
3903209000	Oth styrene-acrylonitrile (SAN) copolymers	533 981	1 221 270	1 379 489	2 927 134
3903303000	Acrylonitrile-butadiene-styrene (ABS) copolymers in aqueous disp	51 694	65 338	154 447	227 416
3903309000	Acrylonitrile-butadiene-styrene copolymers in other form	6 605 136	13 694 916	18 657 560	34 815 780
3903903000	Oth polymers of styrene in aqueous dispersion	66 315	134 198	114 853	238 947
3903909000	Oth polymers of styrene in other form	250 157	761 273	666 127	1 874 536
3904101000	PVC homopolymers, suspension type not mixed with oth substance	92 306	225 404	146 810	329 817
3904109000	PVC in other form	5 294 258	8 058 797	6 197 611	10 152 380
3904210000	Oth poly(vinyl chloride) non plasticised	114 555	260 294	250 275	564 593
3904220000	Oth poly(vinyl chloride) plasticised	405 927	1 031 675	544 472	1 547 535
3904300000	Vinyl chloride-vinyl acetate copolymers	326 803	584 294	793 127	1 463 231
3904400000	Other vinyl chloride copolymers	35 505	153 966	159 600	398 309
3904504000	Vinylidene chloride polymer in dispersion	38 400	76 800	78 720	155 520
3904509000	Vinylidene chloride polymers in other form	368 810	574 130	791 768	1 277 570
3904610000	Fluoro-polymers polytetrafluoroethylene	14 659	33 979	157 932	245 507
3904693000	Fluoro-polymers polytetrafluoroethylene dispersions	0	4 666	0	21 000
3904699000	Oth fluoro-polymers in other form	5 761	22 746	73 896	249 669
3904903000	Oth fluoro-polymer polytetrafluoroethylene dispersions	198	259	3 138	4 487
3904909000	Oth polymers vinyl chloride in oth forms	41 241	43 991	38 331	54 070
3905120000	Poly(vinyl acetate) in aqueous dispersions	43 791	119 272	66 591	184 285
3905190000	Other poly(vinyl acetate)	104 433	248 946	329 766	531 520
3905210000	Vinyl acetate copolymers in aqueous dispersions	684 826	803 165	673 428	842 218
3905290000	Other vinyl acetate copolymers	23 798	96 841	56 453	250 618
3905301000	Poly(vinyl alcohol) in aqueous dispersions	52 805	168 621	121 440	255 981
3905309000	Poly(vinyl alcohol) in other form	1 291 598	2 992 787	2 955 402	6 926 249
3905910000	Copolymers of vinyl acetate or of other vinyl ester	36 239	66 833	279 062	582 982
3905990000	Oth polymer of vinyl acetate/oth vinyl esters; oth vinyl polymers; pr	43 045	107 488	503 375	992 411
3906101000	Poly(methyl methacrylate) in aqueous dispersions	28 537	58 885	127 116	207 542
3906109000	Oth poly(methyl methacrylate) in other form	633 012	1 397 183	1 997 359	4 316 483
3906901100	Oth acrylic copolymers in aqueous dispersions	394 017	596 747	697 399	1 190 923
3906901900	Oth acrylic copolymers in other forms	853 786	1 661 302	2 151 256	4 366 664
3906909100	Oth acrylic polymers in aqueous dispersions	642 871	1 427 124	751 462	1 956 303



**I.3. IMPOR MENURUT KOMODITI / IMPORT BY HS COMMODITY**  
**\*\*\* FEBRUARI / FEBRUARY 2011 \*\*\***

H S	Uraian Komoditi Commodity Description	Berat Bersih / Net Weight (Kg)		Nilai / Value C.I.F (US\$)	
		Bulan ini	Kumulatif	Bulan ini	Kumulatif
		Current Month	Cum.Jan. to date	Current Month	Cum.Jan. to date
3906909900	Oth acrylic polymers in other forms	3 233 826	6 821 296	9 066 664	18 505 060
3907100000	Polyacetals	766 083	1 402 622	1 866 099	3 462 568
3907200000	Other polyethers	4 841 089	9 019 968	11 065 649	21 388 158
3907302000	Epoxide resins based powder coating	121 308	211 463	743 305	1 186 560
3907303000	Epoxide resins in liquids/pastes	869 751	1 867 633	3 597 223	7 579 044
3907309000	Epoxide resins in oth form	940 060	1 939 278	3 915 247	7 928 042
3907400000	Polycarbonates	3 440 136	4 641 483	10 003 003	13 686 335
3907500000	Alkyd resins	58 184	190 712	171 533	486 640
3907601000	Poly(ethylene terephthalate) in aqueousdispersions	73 442	110 929	180 043	287 171
3907609000	Poly(ethylene terephthalate) in oth form	7 890 077	14 952 441	13 347 640	24 649 107
3907700000	Poly(lactic acid)	1 169	19 833	8 179	64 017
3907912000	Oth polyesters unsaturated in chip form	2 830	11 535	1 887 643	3 339 074
3907919000	Oth polyesters unsaturated in oth form	522 344	968 642	1 510 775	2 642 734
3907994000	Oth polyester saturated based powdercoating	121 982	123 874	155 994	164 276
3907999000	Oth polyesters saturated in oth form	2 952 049	5 790 616	7 363 487	13 577 066
3908101000	Polyamides in primary forms, polyamide-6	3 703 210	9 458 927	11 811 542	29 751 773
3908109000	Oth polymde-6,-11,-12,-6,6,-6,9,-6,10	1 117 466	2 583 158	4 014 582	9 222 036
3908900000	Other polyamides	426 455	709 805	1 385 178	2 765 365
3909101000	Urea resins, thiourea resin in mouldingcompound	298 389	771 228	1 181 143	2 838 791
3909109000	Other urea resins	319 161	512 997	434 585	847 450
3909201000	Melamine resins in moulding compound	190 988	578 853	318 465	990 906
3909209000	Other melamine resins	148 444	275 309	714 080	1 222 141
3909301000	Oth amino-resins in moulding compound	92 055	433 592	163 110	746 126
3909309000	Oth amino-resins, oth thn mouldingcompound	478 931	1 120 792	1 299 364	3 083 748
3909401000	Phenolic resins in moulding compound	230 273	398 390	428 057	819 068
3909409000	Other phenolic resins	1 160 595	2 271 855	2 064 246	4 867 990
3909500000	Polyurethanes	1 637 251	3 574 445	5 921 689	12 505 831
3910002000	Silicones in dispersions or in the formof solutions	443 059	857 389	2 157 396	3 835 907
3910009000	Silicones in oth forms	479 172	972 399	2 281 950	4 356 079
3911101000	Petroleum,coumarone,indene/coumaroneinde in liquid or pastes	59 455	108 894	191 989	350 674
3911109000	Petroleum, coumarone, indene/coumaroneindene in oth form	1 262 851	3 006 467	3 156 755	7 020 079
3911900000	Oth petroleum, coumarone, indene/coumaroneindene in oth form	1 170 079	2 131 108	3 644 987	6 855 122
3912110000	Cellulose acetates non-plasticised	77	82	1 022	1 122
3912120000	Cellulose acetates plasticised	22 041	24 555	157 363	176 760
3912201100	Water-based semi-finished nitrocellulosecellulose nitrates non pla	0	236	0	2 322
3912201900	Oth cellulose nitrates non plasticised	273 067	667 177	990 533	2 237 242
3912202000	Cellulose nitrates plasticised	20 078	20 078	77 616	77 616
3912310000	Carboxymethylcellulose & its salts	505 644	1 118 110	1 514 386	3 405 299
3912390000	Oth cellulose ethers	333 368	656 446	2 285 493	4 627 656
3912902010	Regenerated cellulose	5	4 396	124	31 378
3912902090	Other regenerated cellulose	42 460	170 134	158 878	882 067
3912909000	Oth cellulose in other form	274 749	633 686	1 517 276	3 589 459
3913100000	Alginic acid, its salts & esters	66 148	130 478	382 507	788 344
3913900000	Oth natural polymers & its modified, inprimary form	270 095	649 122	1 142 157	2 585 021
3914001000	Ion-exchangers based on plymrs of headof a kind used	102 021	388 357	175 918	756 109
3914009000	Oth ion-exchangers based on plymrs ofhead of a kind used	110 081	306 607	400 397	1 008 207
3915100000	Waste, parings & scrap, of polymers ofethylene	623 014	4 677 499	160 565	1 837 579
3915909000	Waste, parings & scrap, of other plastic	6 563 482	12 093 115	4 604 425	8 241 792
3916101000	Monofilament of polymers of ethylenechloride	5 939	7 126	16 323	28 821
3916102000	Monofilament of polymers of ethylenetrods, sticks and profile shap	8 195	16 250	79 465	152 601
3916201000	Monofilament of polymers of vinylchloride	32 775	48 104	129 634	215 364
3916202000	Monofilament of polymers of vinyltrods, sticks and profile shapes	62 866	167 105	110 136	348 878
3916904000	Monofilament of other plasticsof hardened proteins	0	300	0	3 080
3916909000	Oth monofilament of other plastics	138 105	297 536	1 216 387	2 833 086
3917101000	Artificial guts (sausage casings) ofhardened proteins	5 579	7 358	152 186	206 315
3917109000	Artificial guts (sausage casings) ofcellulosic materials	78 279	179 485	868 063	1 899 898
3917210000	Tube,pipe,hose,fitting therefor ofplastic of polymers of ethylene	15 085	212 256	80 569	635 448
3917220000	Tube,pipe,hose,fitting therefor ofplastic of polymers of propylene	48 227	89 657	206 098	377 777
3917230000	Tube,pipe,hose,fitting therefor ofplastic of polymers of vinyl chlori	104 088	220 703	171 304	503 557
3917290000	Tube,pipe,hose,fitting therefor ofplastic of other plastics	92 819	423 387	883 261	2 039 972
3917310000	Flexible tubes, pipes and hoses havea minimum burst pressure of 1	86 744	170 645	273 116	466 218
3917321000	Sausage & ham casings, without fittingsof plastics	22 600	43 916	69 339	134 611
3917329000	Oth unflexible tubes, pipes & hoses, notreinforced, without fittings	177 787	351 309	1 144 908	2 485 503
3917330000	Oth, not reinforced/otherwise combinedwith oth materials/fittings	6 171	17 835	60 486	168 853
3917390000	Oth tubes, pipes and hoses	449 687	1 187 112	944 584	2 730 892
3917400000	Fittings of plastics	319 797	792 605	2 577 822	5 987 630
3918101100	Tiles of polymers of vinyl chloride	62 393	177 393	59 751	243 758
3918101900	Oth floor covering of polymers of vinylchloride	1 518 587	3 670 805	858 084	1 952 955
3918109000	Wall or ceiling coverings of polymers ofvinyl chloride	666 646	1 240 625	716 277	1 433 449
3918901100	Tiles, of polyethylene	3 100	7 733	6 297	53 159

**I.3. IMPOR MENURUT KOMODITI / IMPORT BY HS COMMODITY**  
**\*\*\* FEBRUARI / FEBRUARY 2011 \*\*\***

H S	Uraian Komoditi Commodity Description	Berat Bersih / Net Weight (Kg)		Nilai / Value C.I.F (US\$)	
		Bulan ini	Kumulatif	Bulan ini	Kumulatif
		Current Month	Cum.Jan. to date	Current Month	Cum.Jan. to date
3918901300	Oth floor coverings of polyethylene	35 554	162 639	67 414	166 855
3918901900	Oth floor coverings of oth plastics	82 479	314 509	131 749	340 837
3918909100	Wall or ceiling covering of polyethylene	221 470	377 408	459 561	850 003
3918909900	Wall or ceiling coverings of oth plastic	166 123	435 491	334 215	973 347
3919101000	Tape in roll,width=<20cm,of polymers of vinyl chloride	75 281	131 361	637 056	1 044 853
3919102100	Tape in roll,width=<20cm,of polyethyleneused in mnfctre of telepf	37 033	105 615	347 254	620 186
3919102900	Tape in roll,width=<20cm,of polyethyleneused for other	290 018	528 071	1 663 959	2 953 019
3919109000	Oth self-adhesive plate, sheet,film,inroll, width =<20 cm, of oth pla	326 875	635 374	2 336 281	4 887 652
3919901000	Oth self-adhesive plates, sheets, film,foil, tape of polymers of vinyl	181 960	415 881	603 193	1 457 876
3919909000	Oth self-adhesive plates, sheets, film,foil, tape, strip of plastics	2 059 129	4 446 091	8 930 971	18 878 341
3920100000	Oth tape of polymer of ethylene,not formfg of telephonic/electric	1 736 671	3 709 454	4 556 814	9 205 903
3920200010	Bopp film, of polymers of propylene	1 767 025	3 731 531	3 652 100	7 502 289
3920200090	Oth tape of polymer of propyleneused as an adhesive by melting	751 426	1 290 798	1 928 498	3 542 003
3920301000	Polymers of styrene used as an adhesiveby melting	65	12 530	6 564	85 973
3920309000	Polymers of styrene not used asan adhesive by melting	25 751	68 742	185 416	334 358
3920430000	PVC tape weight >6% of plasticiser usedot than mfg of telephonic/	425 037	1 023 281	1 078 960	2 253 330
3920490000	Other of polymers of vinyl chloride	489 561	1 240 966	1 359 728	3 561 688
3920510000	Oth plate,sheet,film,foilorstrip of acrypolymers of methyl methacr	3 377	10 660	17 071	34 868
3920590000	Oth plates,sheets,film,foil & strip othacrylic polimer of methyl met	10 674	61 866	104 671	350 614
3920610000	Film, of polycarbonates	324 477	842 858	1 466 769	3 166 577
3920621000	Film, of poly(ethylene terephthalate)used as an adhesive by meltir	914 856	2 797 967	3 562 524	11 278 713
3920629000	Oth plate,sheet,foil & strip of poly-(ethylene terephthalate)	136 971	247 040	856 928	1 683 624
3920630000	Tapes, of unsaturated polyesters,	63 180	79 163	77 008	125 844
3920690000	Tapes, of oth polyesters, used as anadhesive by melting	958 681	2 377 767	4 174 814	10 032 607
3920711000	Cellophane film	152 695	289 497	770 827	1 446 099
3920712000	Viscose tear-off ribbon, foil	74	11 381	579	70 023
3920719000	Oth plate,sheet & strip of regeneratedcellulose usedoth than adhe	29	2 748	3 861	40 265
3920730000	Cellulose acetate, plasticized, usedas an adhesive by melting	48	48	2 302	2 302
3920790000	Plate,sheet,foil & strip of oth celluloderivatives	45	45	8 392	8 392
3920911000	Film of poly(vinyl butyral),thickness0.38-0.76mm width <= 2m	105 675	256 208	534 671	1 152 575
3920919000	Oth film of poly(vinyl butyral,plate,	44 469	75 640	220 823	434 816
3920921000	Plate,sheet,foil & strip of nylon 6of polyamides	1 919	3 814	38 302	72 306
3920929000	Plate,sheet,foil & strip of othpolyamides	81 808	129 646	384 110	611 584
3920931000	Plate,sheet,foil & strip of melamine,of amino-resins	5 372	11 628	47 006	103 056
3920941000	Phenol formaldehyde (bakelite) sheets	73 605	179 600	130 984	256 477
3920949000	Oth plate,sheet,foil & strip of phenolicresins	58 573	75 353	54 027	71 719
3920990010	Corrugated sheets & plates, of otherplastics	45 066	151 287	102 108	356 146
3920990090	Oth plate,sheet,foil & strip of otherplastics	294 442	464 681	767 941	1 366 943
3921111000	Plates & sheets, cellular, of polymersof styrene	19 094	119 807	44 084	240 838
3921119000	Film, foil & oth strip, cellular, ofoth than plate and sheet	33 499	63 581	405 869	769 790
3921120000	Tapes of PVC,in plates & sheets formed as mfg telepni/elect.wir	1 362 870	3 576 697	1 558 372	3 413 931
3921130000	Plates & sheets of polyurethanes	111 917	225 546	1 009 744	2 022 226
3921141000	Plates and sheets of regeneratedcellulose	9 834	12 766	30 360	31 160
3921149000	Film,foil & oth strip of regeneratedcellulose used in mfg telepnic/e	19 298	45 176	36 858	72 455
3921191000	Tapes in plate & sheet,of oth plastics	126 979	276 354	338 655	668 155
3921199000	Tapes in oth form,used in the oth thanmfg of telephonic/electric w	1 747 547	4 260 761	3 277 617	6 501 969
3921902000	Plates & sheets, not cellular plateand sheet	1 302 992	2 663 586	2 050 258	3 990 051
3921909000	Film,foil & oth strip, not cellularoth than plate and sheet	1 407 807	3 632 454	3 982 841	9 556 684
3922100000	Baths, shower-baths, sinks & washbasins	135 822	274 281	667 290	1 210 147
3922201000	Lavatory covers of plastic	11 122	55 825	54 988	295 859
3922202000	Lavatory seats, of plastics	7 651	19 916	32 632	106 925
3922901100	Parts of flushing cisterns, of plastics	11 437	30 316	74 731	157 664
3922901900	Flushing water closets (lavatory pans)and urinals	27 920	55 144	93 628	165 365
3922909000	Similar sanitary ware, of plastics	61 936	159 966	175 252	363 019
3923100000	Boxes used for cinematographic films,tape and disks	1 049 049	2 025 162	3 273 427	6 230 803
3923211000	Aseptic bag of polymers of ethylene withaluminium foil in forcing	13 146	29 779	211 641	444 808
3923219000	Oth sacks & bags, of polymers ofethylene	1 167 977	2 406 007	2 905 604	5 763 703
3923290000	Oth articles for the conveyance or packing of goods of oth plastics	1 097 342	2 174 920	3 116 113	8 235 253
3923301000	Toothpaste tubes container, of plastic	12 752	12 755	103 737	104 080
3923309000	Carboys, bottles, flasks & similararticle, not tootpaste tube contain	860 802	1 519 927	2 952 858	5 667 994
3923400000	Spool,cop,bobbin & similar support	96 276	229 102	1 194 942	2 048 670
3923500000	Stoppers, lids, caps and other closures	638 951	1 190 344	3 587 536	7 134 721
3923900000	Oth articles for the conveyance/packinggoods of plastics	604 747	1 308 163	2 092 775	5 080 162
3924100000	Tableware & kitchenware	107 657	329 499	335 620	1 097 031
3924901000	Bed pans, urinals (portable type) & chamber pots	13 298	24 835	54 952	107 148
3924909000	Oth household & toilet articles, ofplastics	713 474	1 360 757	4 246 212	9 845 863
3925100000	Reservoirs,tanks,vats & similar contain.capacity <= 300l	25 096	46 669	73 556	139 640
3925200000	Doors, windows & their frames & threshold for doors	148 527	219 856	273 400	443 910
3925300000	Shutters,blinds (includ venetian blinds)and similar articles and part	60 934	150 846	185 339	323 012
3925900000	Oth builders ware of plastics, not elsewhere specified	191 953	286 415	448 334	781 599

**I.3. IMPOR MENURUT KOMODITI / IMPORT BY HS COMMODITY**  
**\*\*\* FEBRUARI / FEBRUARY 2011 \*\*\***

HS	Uraian Komoditi Commodity Description	Berat Bersih / Net Weight (Kg)		Nilai / Value C.I.F (US\$)	
		Bulan ini	Kumulatif	Bulan ini	Kumulatif
		Current Month	Cum.Jan. to date	Current Month	Cum.Jan. to date
3926100000	Office or school supplies of plastics	75 786	264 116	219 953	651 413
3926206000	Articles of apparel used for protectionof plastics	5 086	13 769	36 889	110 817
3926209000	Oth articles of plastics, including belt	474 377	1 124 428	2 492 349	6 972 333
3926300000	Fittings for furniture, coachworkor the like	132 505	322 996	401 562	888 041
3926400000	Statuettes & othornamental articles	76 286	113 574	335 824	457 693
3926901000	Floats for fishing nets, of plastics	33 174	54 605	61 547	175 904
3926902000	Fan & handscreen, frame & handlethereof and parts	11 356	25 493	33 326	87 678
3926903200	Plastic moulds with denture prints	0	1	0	2
3926903900	Oth hygienic, medical & surgical	224 621	518 696	2 377 010	5 580 140
3926904100	Police shields, of plastics	0	2	0	102
3926904200	Protective mask & similar article forused in welding & similar work	9 528	28 847	62 580	215 912
3926904400	Life saving cushions for protection ofpersons falling from heght	0	2 427	0	43 576
3926904500	Reflected light nails, of plastics	2 090	9 036	4 704	14 937
3926904900	Oth safety & protective devices,	35 139	87 200	176 031	512 004
3926905300	Transmission or conveyor belts or beltin	24 980	82 940	198 173	870 210
3926905500	Plastic j-hooks & bunch blocks fordetonator	5 243	6 287	38 530	89 684
3926905900	Oth industrial articles, of plastics	574 731	1 150 453	8 582 290	14 813 884
3926906000	Nipple former,breastshell,nipple shield,hand expression furnel	0	795	0	15 061
3926907000	Corset busks & similar supports forarticles of appared or clothing a	26 998	74 765	170 345	432 349
3926908000	Cards for jewelleryor small objects ofpersonal adornment	85 285	203 267	298 386	758 623
3926909000	Oth articles of plastics & othermaterial	1 743 773	4 097 979	8 716 810	18 884 976
4001101100	Natural rubber latex,cont ammonia >=0.5% catrige concentrate	747 703	1 733 815	1 931 458	4 432 588
4001101900	Natural rubber latex,cont ammonia >=0.5% processed by other me	16 447	34 189	57 880	120 625
4001102900	Natural rubber latex,cont ammonia <0.5% processed by other met	83	779	386	1 357
4001219000	Natural rubber in oth forms	26 724	52 257	29 830	56 755
4001221000	Tsnr, standard indonesian rubberSIR 3 cv	1 285	119 845	10 154	506 429
4001222000	Tsnr, oth standard indonesianrubber	302 400	504 000	1 578 117	2 496 005
4001229000	Oth tehnically specified naturalrubber (TSNR)	39 543	82 619	213 127	444 582
4001294000	Remilled crepe, including flat barkcrepe	0	38 400	0	174 048
4001297000	Skim rubber	6 048	7 532	59 729	69 163
4001299000	Oth natural rubber in oth forms	0	2	0	72
4001309900	Oth balata,gutta-percha,guayule,chiclesimilar, in other form	2 500	10 075	9 775	38 056
4002110000	Styrene-butadiene rubber (SBR), inlatex form	1 226 325	2 736 129	1 832 375	4 152 044
4002190000	Carboxylated styrene-butadine rubber(SBR) in other form	9 181 507	16 462 806	25 167 372	43 006 741
4002200000	Butadiene rubber (BR)	5 758 623	12 200 666	19 464 980	38 799 088
4002310000	Isobutene-isoprene (butyl) rubber (IIR)	836 541	1 892 623	3 506 459	7 606 314
4002390000	Halo isobutane-isoprene rubber(CIIR of BIIR)	193 764	684 324	711 796	2 486 480
4002410000	Chloroprene (chlorobutadiene) rubberin latex form	93 275	183 286	221 146	420 999
4002490000	Chloroprene (chlorobutadiene) rubberin other form	458 841	905 582	2 137 760	4 029 251
4002510000	Acrylonitrile-butadiene rubber (NBR),in latex form	899 935	1 401 104	1 838 725	3 047 205
4002590000	Acrylonitrile-butadiene rubber (NBR),in other form	338 661	756 584	1 285 286	2 718 496
4002601000	Isoprene rubber (IR) in primary forms	40 320	83 520	160 070	322 070
4002609000	Isoprene rubber (IR) in other forms	157 962	374 697	570 477	1 297 506
4002700000	Ethylene-propylene-non-conjugateddiene rubber (EPDM)	934 007	1 566 477	3 243 182	5 498 938
4002801000	Mixture of natural rubber latex withsyntetic rubber latex	630 150	630 339	1 522 082	1 523 172
4002809000	Oth mixture of natural rubber latex withsyntetic rubber latex	17 915	31 773	27 490	73 357
4002911000	Oth synthetic rubber latex & facticederived from oils of poly graft r	120 200	301 688	222 370	558 108
4002919000	Oil synthetic rubber& factice derivedfrom oils of other latex	745 308	1 388 026	1 053 957	1 962 478
4002991000	Oth synthetic rubber & factice derivedfrom oils in oth form	52 037	82 037	218 644	344 104
4002999000	Oth synthetic rubber latex & facticederived from oils	130 432	335 095	651 886	1 463 969
4003000000	Reclaimed rubber in primary formsoarin plates, sheets or strips	628 708	1 958 662	406 389	1 168 267
4004000000	Waste,paring & scrap of rubber (othhard rubbers)	357 283	597 566	260 095	453 667
4005100000	Compounded rubber with carbon blacksilica, unvulcanised	211 545	446 152	1 499 337	3 120 711
4005200000	Compounded rubber with solutions,oth subheading 4005.10	67 626	145 996	106 719	221 120
4005910000	Compounded rubber,unvulcanised,inplates, sheets, & strip	275 539	578 183	1 048 173	2 153 713
4005990000	Compounded rubber,unvulcanised,inoth form	444 229	752 897	1 127 946	2 160 838
4006100000	"camel-back" strips for retreadingrubber tyres, unvulcanised	80 269	149 315	96 030	175 296
4006900000	Oth forms & articles of unvulcanisedrubbers	32 598	70 982	398 790	1 310 117
4007000000	Vulcanised rubber thread & cord.	191 917	395 931	739 490	1 461 547
4008110000	Plates, sheets, & strip of cellularrubber	42 912	209 173	214 026	670 621
4008190000	Oth forms of cellular rubber	43 798	77 154	178 640	429 598
4008210000	Plates, sheets & strip of non-cellularrubber	145 196	328 321	501 791	1 181 843
4008290000	Oth forms of non-cellular rubber	68 605	109 666	431 860	881 359
4009110000	Tube,pipe & hose, not reinforced/othermaterial without fitting	113 809	1 330 531	1 052 876	5 640 454
4009120000	Tube,pipe & hose, not reinforced/othermaterial with fitting	12 961	140 525	140 547	708 215
4009211000	Mining slurry suction & discharge hose,without fitting	634	663	8 129	8 754
4009219000	Oth tube,pipe & hose,reinforced withoth materials without fittings	111 256	229 516	1 245 980	2 416 303
4009221000	Mining slurry suction & discharge hose,with fittings	478	551	16 262	23 010
4009229000	Oth tube,pipe & hose,reinforced withoth materials with fitting	96 196	293 203	1 087 810	1 828 417
4009311000	Mining slurry suction & discharge hose,reinforced w textile, witho	76	145	2 620	4 877

**I.3. IMPOR MENURUT KOMODITI / IMPORT BY HS COMMODITY**  
**\*\*\* FEBRUARI / FEBRUARY 2011 \*\*\***

H S	Uraian Komoditi Commodity Description	Berat Bersih / Net Weight (Kg)		Nilai / Value C.I.F (US\$)	
		Bulan ini	Kumulatif	Bulan ini	Kumulatif
		Current Month	Cum.Jan. to date	Current Month	Cum.Jan. to date
4009319000	Oth tube,pipe & hose,reinforced withtextile, without fitting	213 219	378 386	2 346 711	4 727 388
4009321000	Mining slurry suction & discharge hose,reinforced w textile, with fi	22 734	22 734	20 041	20 041
4009329000	Oth tube,pipe & hose,reinforced withtextile, with fitting	42 505	78 305	762 409	1 378 150
4009411000	Mining slurry suction & discharge hose,reinforced w oth materials,	23 721	73 084	17 505	60 002
4009419000	Oth tube,pipe & hose,reinforced withoth material, without fitting	179 061	651 705	1 085 274	3 632 888
4009421000	Mining slurry suction & discharge hose,reinforced w oth materials,	567	575	18 823	19 020
4009429000	Oth tube,pipe & hose,reinforced withoth material, with fitting	486 584	1 016 545	2 720 312	6 936 354
4010111000	Conveyor belts/belting,reinforced withmetal, width > 20cm	346	30 616	6 586	126 156
4010119000	Conveyor belts/belting,reinforced withmetal, width <= 20cm	23 389	119 264	355 350	897 701
4010121000	Conveyor belts/belting,reinforced withtextile, width > 20cm	33 296	59 976	154 295	295 769
4010129000	Conveyor belts/belting,reinforced withtextile, width <= 20cm	260 985	406 098	427 897	880 156
4010191000	Oth conveyor belts/belting, reinforcedwith oth; width > 20cm	48 674	72 424	469 169	707 744
4010199000	Oth conveyor belts/belting, reinforcedwith oth; width <= 20cm	143 871	684 520	931 243	2 892 230
4010310000	V-belts,V-ribbed,60cm<outside circum ference<=120cm	16 125	59 231	306 923	1 061 194
4010320000	V-belts,oth than V-ribbed,60cm<outside circum ference<=120cm	11 035	18 384	348 190	489 053
4010330000	V-belts,V-ribbed,120cm<outside circum ference<=240cm	5 748	9 590	106 426	164 484
4010340000	V-belts,oth than V-ribbed,120cm<outside circum ference<=240cm	79	156	2 738	5 862
4010350000	Endless synchronous belt,60cm<outside circum ference<=150cm	1 851	1 887	12 455	16 447
4010360000	Endless synchronous belt,150cm<outside circum ference<=198cm	3 321	3 321	7 800	7 800
4010390000	Oth transmission belts/belting	105 761	257 009	2 578 950	4 816 727
4011100000	New pneumatic tyres,of rubber of a kindused on motor cars	1 209 884	2 214 291	4 345 672	7 476 514
4011201000	New pneumatic tyre,of rubber used onbuses/lorries, width<450mr	2 869 376	5 175 417	6 721 120	12 132 004
4011209000	New pneumatic tyre,of rubber used onbuses/lorries, width>=450mr	1 002 254	1 817 343	1 755 076	4 145 072
4011300000	New pneumatic tyres,of rubber of akind used on aircraft	64 198	135 493	478 913	1 054 821
4011400000	New pneumatic tyres,of rubber of akind used on motorcycles	133 796	278 337	286 494	815 313
4011500000	New pneumatic tyres,of rubber of akind used on bicycles	181 611	308 896	245 167	411 495
4011610000	New pneumatic tyres,of rubber used onagricultural/forestry vehicl	123 800	276 893	498 877	1 072 788
4011620000	New pneumatic tyres,of rubber, rimsize<61 cm,used on const/ind.'	105 798	165 750	395 152	672 250
4011630000	New pneumatic tyre,of rubber,rim size>=61cm, used on const/ind.	35 167	43 462	90 896	121 766
4011690000	New pneumatic tyre,of rubber,used for oth purpose	637 357	1 217 537	4 099 100	7 489 800
4011920000	Oth new pneumatic tyre,of rubber,usedon agricul./forestry vehicle	111 558	235 585	308 549	796 726
4011930000	Oth new pneumatic tyre,of rubber,rimsiz<61 cm,used on const/in	243 747	649 424	153 399	391 028
4011941000	Oth new pneumatic tyre,of rubber,rimsiz>=61cm, used on earth r	50 953	83 012	304 881	604 896
4011949000	Oth new pneumatic tyre,of rubber,rimsiz>=61cm, used for oth. pu	1 181 628	2 107 117	8 685 165	16 228 378
4011991000	Oth new pneumatic tyre,of rubber,used on vehicles of chap.87	825 671	2 512 147	5 123 163	15 980 695
4011992000	Oth new pneumatic tyre,of rubber,used on earth moving mach.	255 558	379 850	1 599 196	2 208 886
4011999000	Oth new pneumatic tyre,of rubber,used for oth, width<450mm	568 427	1 428 494	4 613 620	10 788 641
4012129000	Retreaded tyres,used on buses/lorries,width>=450mm	14 135	14 135	6 820	6 820
4012130000	Retreaded tyres,used on aircraft	13 099	20 496	87 056	138 414
4012191000	Retreaded tyres,used on motorcycles	656	656	1 930	1 930
4012192000	Retreaded tyres,used on bicycles	52 411	76 691	25 576	53 023
4012199000	Retreaded tyres,used for oth purposed	0	4 752	0	34 413
4012901100	Solid tyres, of ext dia < 100 mmfor vehicles of chapter 87	1 128	1 817	14 395	21 892
4012901200	Solid tyres, 100 mm< ext dia < 100 mmfor vehicles of chapter 87	0	25	0	705
4012901300	Solid tyres,external diameter >250 mm,width<450mm, used of cha	3 969	5 519	22 648	28 539
4012901400	Oth solid tyres,external diameter > 250,width<450mm, used of cha	0	1 467	0	4 074
4012901500	Oth solid tyres,external diameter >250,width>450mm, used of cha	0	189	0	606
4012901600	Oth solid tyres,external diameter>250mm,of a width > 450 mm	42 433	57 921	167 120	229 600
4012901900	Other solid tyres	24 094	79 493	100 966	380 866
4012902100	Solid tyres,enternal diameter <100 mm,	1	7	144	423
4012902900	Oth cushion tyres	538	1 390	1 134	1 766
4012907000	Replaceable tyre treads, width<450mm	53 482	61 277	162 822	202 860
4012908000	Tyre flaps	22 056	41 380	42 536	69 126
4012909000	Oth retreaded/used pneumatic,solid/cushion tyres, of rubber	81 635	132 105	184 072	275 193
4013101100	Inner tubes,of rubber,used on motor carwidth tyres<450mm	137 133	238 862	200 567	473 694
4013101900	Inner tubes,of rubber,used on motor carwidth tyres>450mm	2 358	50 303	2 287	107 923
4013102100	Inner tubes,of rubber,used on bus/lorriwidth tyres<450mm	53 580	71 529	99 100	146 092
4013102900	Inner tubes,of rubber,used on bus/lorriwidth tyres>450mm	17 646	27 251	8 405	24 233
4013200000	Inner tubes,of rubber,used on bicycles	91 086	195 734	113 241	221 829
4013901100	Inner tube,of rubber,use on earth movingwidth tyres<450mm	1 813	7 814	3 969	30 653
4013901900	Inner tube,of rubber,use on earth movingwidth tyres>450mm	7 039	7 555	38 130	42 319
4013902000	Inner tube,of rubber,used on motorcycleor motor scooters	110 425	449 755	77 419	322 392
4013903900	Inner tube,of rubber,used on oth vehicleof chap.87, width tyres>4!	4 957	31 875	4 962	33 125
4013909100	Oth inner tube,of rubber,suitable forfitting to tyres of width<450m	21 493	38 704	35 821	98 072
4013909900	Oth inner tube,of rubber,suitable forfitting to tyres of width>450m	41 954	98 832	15 970	37 490
4014100000	Sheath contraceptives	30 016	72 044	486 085	963 652
4014901000	Teats for feeding bottles & similar kind	9 474	40 309	139 705	485 468
4014904000	Stoppers for pharmaceutical use	26 793	57 729	511 478	1 123 385
4014909000	Oth hygienic/pharmaceutical articles,ofvulcanised rubber	11 304	18 835	186 444	287 821
4015110000	Gloves, mittens & mitts, surgical	116 681	222 117	761 404	1 364 700

**I.3. IMPOR MENURUT KOMODITI / IMPORT BY HS COMMODITY**  
**\*\*\* FEBRUARI / FEBRUARY 2011 \*\*\***

HS	Uraian Komoditi Commodity Description	Berat Bersih / Net Weight (Kg)		Nilai / Value C.I.F (US\$)	
		Bulan ini Current Month	Kumulatif Cum.Jan. to date	Bulan ini Current Month	Kumulatif Cum.Jan. to date
4015190000	Gloves, mittens & mitts, for otherpurposed	33 283	82 667	237 791	528 745
4015900000	Oth article of apparel, clothing accessfor all purposed	47 971	68 612	278 233	515 259
4016100000	Oth articles of vulcanised rubber otherof cellular rubber	18 039	39 399	143 908	266 140
4016911000	Mats	8 561	144 877	69 757	379 154
4016919000	Floor coverings	68 535	230 832	223 286	524 062
4016921000	Eraser tips	152 030	227 426	618 069	751 585
4016929000	Other erasers	63 065	79 245	196 968	336 292
4016931000	Gaskets, coverings & oth, packing forelectrolytic capacitor	28 161	68 029	554 659	1 274 002
4016939000	Oth gaskets, washers & oth seals	558 979	1 301 666	10 048 128	18 692 614
4016940000	Boat/dock fenders,whether/not inflatable	72 484	180 254	316 482	798 792
4016950000	Oth articles of vulcanised rubber,	70 587	92 643	289 992	446 204
4016991100	Oth article of vulcanised rubber,for vhc of heading 87.02-87.05&87	283 034	583 082	4 072 464	7 616 973
4016991200	Oth article of vulcanised rubber,forvehicles 87.09,87.13,87.15&87.	7 531	14 828	97 228	209 310
4016991700	Oth article of vulcanised rubber,forfor bicycles of heading 87.12	213	220	697	1 908
4016991900	Oth parts & access for vehicles ofrubber	67 362	171 250	837 053	2 119 821
4016992000	Parts & access of rotochutes ofheading 88.04	46	128	789	1 554
4016993000	Rubber bands	244 161	616 260	1 020 569	2 861 428
4016995100	Rubber rollers	61 692	150 510	303 841	651 499
4016995900	Oth article of a kind used in machinery/mechanical/electrical appli	48 387	94 373	794 298	1 659 041
4016996000	Rail pad, of rubber	45	2 804	799	11 692
4016997000	Structural bearings including bridgebridge bearings, oth than rail p	87 611	89 428	417 597	481 986
4016998000	Rubber grommets & rubber cover forautomotive wiring harness	96 250	184 791	1 744 304	3 220 785
4016999000	Oth articles of vulcanised rubber foroth purposed	143 496	702 352	1 339 473	4 629 396
4101700000	Hard rubber in all form,include waste & scrap, articles of hard rubb	26 958	68 302	277 513	819 465
4101200000	Whole hide & skin,weight/skin<8kg(simplydried), 10kg(dry-salt), 1	658 870	1 148 538	320 949	522 032
4101500000	Whole hide & skin,of a weight >16 kg	8	19 144	270	20 266
4101900000	Oth raw hides & skin of bovine/equineanimals	106 792	254 383	40 907	91 088
4102100000	Raw skins of sheep/lambs with wool on	0	38 000	0	44 605
4102210000	Raw skins of sheep/lambs without wool on, pickled	700	20 080	15 000	188 900
4102290000	Oth raw skins of sheep/lambs withoutwool on, not pickled	0	266	0	10 709
4103900000	Raw hide & skin of oth animal	143 557	143 557	64 859	64 859
4104110010	Bovine leather,vegetable pre-tannedfull grains, wet state	85 497	163 265	327 591	457 759
4104110090	Oth tanned/crust hide & skin of bovine,wet state, full grains	481 419	1 028 998	704 801	1 438 421
4104190000	Oth tanned/crust hide & skin of bovine,wet state, not full grains	340 974	795 900	805 252	2 864 981
4104410000	Crust vegetable (semi-tanned) hide & skins, full grains	300 137	721 862	5 503 579	11 361 649
4104490000	Oth crust vegetable (semi-tanned) hide& skin, full grains	318 038	839 923	3 586 134	8 604 376
4105100000	Tanned/crust skins of sheep/lamb,without wool on, in the wet stat	117 155	215 189	874 678	1 521 359
4105300000	Tanned/crust skins of sheep/lamb,without wool on, in dry state	1 128	3 621	62 625	212 230
4106220000	Tanned/crust hide & skin of goat/kid,in the dry state	44	3 265	1 560	53 763
4106320000	Tanned/crust hide & skin of swinein the dry state	0	143	0	4 075
4106920000	Oth tanned/crust hide & skin of oth,animals in the dry state	2 167	2 785	186 267	254 727
4107110000	Whole hides&skins,full grains,unsplitsof bovine/equine animals	92 337	206 907	1 828 811	4 122 714
4107120000	Whole hides & skins,grains splits,ofbovine/equine animals	25 258	38 949	181 496	377 903
4107190000	Oth whole hides & skins,of bovine/equine animals, in oth form	302 582	598 437	4 636 959	9 144 740
4107910000	Oth whole hide & skin,including side,ofbovine/equine animals, full	3 649	27 999	45 050	382 666
4107920000	Oth whole hide & skin,including side,ofbovine/equine animals, gra	45 567	105 445	1 128 828	2 372 152
4107990000	Oth whole hide & skin,including side,ofbovine/equine animals, in c	246 142	466 160	2 975 212	5 826 916
4112000000	Leather further prepared after tanning,oth than leather of heading	56 191	116 102	1 530 640	2 566 134
4113100000	Leather further prepared after tanning,of goats or kids	18 280	61 907	701 182	2 425 547
4113200000	Leather further prepared after tanning,of swine	4 241	33 484	77 692	587 422
4113900000	Leather further prepared after tanning,of oth animals	12 446	19 432	314 711	476 859
4114100000	Chamois (including combinationchamoss leather	19 652	59 378	61 937	228 905
4114200000	Patent leather & patent laminatedleather, metalised leather	104 708	178 218	1 176 733	1 826 317
4115100000	Composition leather with basis ofleather in slabs, sheets/strip	14 972	40 950	682 328	1 031 254
4201000000	Saddlery & harness for any animalof any materials	48	53	370	406
4202111000	School satchel,with outer surface ofleather, compositons/patent le	403	50 437	6 650	122 120
4202119000	Trunk,suit,vanity,executive,brief-caseswith outer surface of leather	93 628	218 104	311 303	869 588
4202121000	School satchel,with outer surface ofplastics/textile materials	29 625	60 368	55 373	142 201
4202129000	Trunk,suit,vanity,executive,brief-casesw out surface of plastics/tex	546 704	1 601 871	2 082 503	4 739 879
4202191000	School satchel,trunk,suit,vanity,brief,of wood, iron, steel or zinc	7	1 086	197	32 161
4202199000	School satchel,trunk,suit,vanity,brief,ot oth materials	173 956	394 817	598 182	1 608 276
4202210000	Hand bag with outer surface of leatheror of patent leather	4 574	16 280	595 594	1 170 979
4202220000	Hand bag with outer surface of plasticsheeting or of textile materi	279 129	778 116	1 648 371	3 802 264
4202290000	Hand bag with other outer surface	500 675	1 054 296	1 645 767	3 958 094
4202310000	Artcl in pocket/hand bag with outersurface of leather or of patent	33 549	54 493	222 195	375 192
4202320000	Artcl in pocket/hand bag with outersurface of plastics or of textile	88 552	187 720	481 596	962 821
4202390000	Article of kind normally carried pocketor in handbag with outer srf	74 905	172 784	327 817	654 370
4202911000	Sport bags,with outer surface of leathercomposition leather/of pat	168	3 070	951	5 306
4202919000	Oth articles with outer surface of leatheror of patent leather	78 045	309 537	364 051	874 090
4202921000	Bowling bags with outer surface ofplastic or of textile materials	4 554	7 556	10 680	15 464

**I.3. IMPOR MENURUT KOMODITI / IMPORT BY HS COMMODITY**  
**\*\*\* FEBRUARI / FEBRUARY 2011 \*\*\***

HS	Uraian Komoditi Commodity Description	Berat Bersih / Net Weight (Kg)		Nilai / Value C.I.F (US\$)	
		Bulan ini Current Month	Kumulatif Cum.Jan. to date	Bulan ini Current Month	Kumulatif Cum.Jan. to date
4202929000	Other articles with outer surface of plastic or of textile materials	61 708	114 994	338 522	749 512
4202991000	Bags, with outer surface of copper	2 288	3 155	12 215	18 853
4202999000	Oth than trunk, suit-cases, handbags, & similar containers	46 494	158 279	347 391	759 853
4203100000	Articles of apparel of leather or of composition leather.	1 157	5 701	79 135	224 811
4203210000	Gloves, mittens & mitts specially designed for use in sports of leather	558	1 534	16 745	62 532
4203291000	Protective work gloves of leather or of composition leather	43 974	56 049	123 389	386 741
4203299000	Oth gloves, mittens & mitts of leather or of composition leather	8 056	22 069	20 582	140 510
4203300000	Belts & bandoliers of leather or of composition leather	57 082	146 740	400 612	944 873
4203400000	Oth clothing access of leather or of composition leather	16 127	34 818	220 732	532 759
4205001000	Oth articles of leather or of composition leather, boot laces; mats	4 637	11 835	68 160	245 133
4205002000	Oth articles of leather, industrial safety belt & harnesses	2 165	9 562	37 194	76 659
4205003000	Leather strings or cords for jewelry or for personal adornment	2 016	4 205	6 218	13 205
4205004000	Oth articles of leather/ of composition leather of a kind used in mac	12 612	18 771	38 097	59 260
4205009000	Oth articles of leather oth than boot laces, safety belt & leather stri	4 826	5 668	31 794	49 545
4301100000	Raw furkins of mink, whole, with or without head, tail or paws	1	135	74	4 275
4301800000	Oth furskins, whole, with or without head, tail or paws	65	65	645	645
4302190000	Tanned or dressed furskins, oth than of mink & of lamb	220	220	7 773	7 773
4303100000	Articles of apparel, clothing access of fur skin	6 852	22 051	67 799	197 979
4303902000	Article for industrial purposes, oth than of fur skin	0	10 024	0	2 846
4303909000	Oth than sport bag & article for industrial purposes, oth than of fur skin	618	1 218	323	1 643
4304001000	Artificial fur	0	56	0	1 409
4304002000	Article for industrial purposes of artificial fur	49	344	924	15 571
4304009900	Artificial fur & articles thereof of other kinds for various purposes	0	8	0	182
4401100000	Fuel wood, in logs, in billets, in twigs, faggots or in similar forms	913 653	1 353 701	252 118	360 963
4401210000	Coniferous, wood in chips or particles	3 560 001	3 560 001	390 767	390 767
4401220000	Non-coniferous	0	6 930	0	4 080
4401300000	Sawdust & wood waste & scrap, whether or not agglomerated in logs, l	147 605	373 904	74 393	176 260
4403101000	Baulks, wood in the rough, treated with paint, stains, creosote/ oth pr	25 799	70 257	74 122	199 674
4403109000	Oth baulk, sawlog, pit-props, poles, pile, streated with paint	659 295	1 084 591	220 023	382 888
4403209090	Oth wood in the rough	123 095	336 792	70 087	190 404
4403419090	Oth pulp, baulk, of dark red meranti, light red meranti & meranti bak	328 538	518 757	24 210	42 769
4403911000	Baulks, sawlogs and veneer logs of oak	649 187	1 522 998	298 080	720 734
4403919090	Oth pulp, baulk, sawlog, pit props, poles of oak	336 857	777 956	159 847	344 562
4403929090	Oth pulp, baulk, sawlog, pit props, pole of beech, oth thn pulpwood	3 596 750	3 620 240	294 934	311 199
4403991000	Baulks, oth meranti, beech, oak, tropical wood, ramin, keruing, kapur	25 389	25 389	65 852	65 852
4403999090	Oth pulp, baulk, sawlog, pit props, poles of meranti, tropic wood, rami	276 600	562 457	98 118	295 976
4404200000	Hoopwood, split poles; piles, picket & the like of non coniferous	0	33 168	0	8 839
4405000000	Wood wool, wood flour.	182 578	435 535	86 591	210 651
4407100010	Coniferous, planed of a thickness > 6mm	703 240	1 547 823	543 453	1 115 699
4407100020	Coniferous, sanded or end jointed thickness > 6mm	0	32 315	0	55 011
4407100090	Coniferous, oth sanded or end jointed & planed, thickness > 6mm	4 447 119	10 013 613	2 836 249	6 166 078
4407210090	Mahogany, oth planed, sanded end jointed, thickness > 6mm	11 972	11 972	23 282	23 282
4407251090	Dark meranti/ light red meranti, oth planed, sanded thickness > 6mm	132 027	132 027	155 700	155 700
4407280090	Iroko other planed, sanded or end jointed, thickness > 6mm	19 581	65 826	16 984	59 714
4407293900	Kempas oth planed & sanded or end jointed, thickness > 6mm	0	17 517	0	17 075
4407297090	Balau wood, oth planed & sanded or end jointed, thickness > 6mm	0	1 500	0	6 081
4407299900	Oth tropical wood, oth sanded or end jointed & planed, thickness > 6mm	56 206	120 192	48 516	67 190
4407910010	Oth of oak wood, planed thickness > 6mm	87 707	213 159	56 323	139 826
4407910090	Oth of oak wood, oth planed & sanded or end jointed, thickness > 6mm	1 008 425	2 171 650	837 400	1 871 003
4407920010	Oth of beech wood, planed thickness > 6mm	91 500	91 500	16 635	16 635
4407920090	Oth of beech wood, oth planed & sanded or end jointed, thickness > 6mm	290 690	659 678	115 154	298 048
4407930010	Oth of maple wood, planed thickness > 6mm	18 665	60 817	21 455	81 260
4407930020	Oth of maple wood, sanded or end jointed, thickness > 6mm	0	19 809	0	18 803
4407930090	Oth of maple wood, oth planed & sanded or end jointed, thickness > 6mm	226 530	531 160	302 960	449 957
4407940090	Oth of cherry wood, oth planed & sanded or end jointed, thickness > 6mm	21 994	123 123	15 152	85 806
4407950090	Oth of ash wood, oth planed & sanded or end jointed, thickness > 6mm	73 645	127 524	223 639	416 696
4407990010	Oth wood sawn or chipped lengthwise, sliced or peeled, planed thil	85 761	259 313	97 884	211 003
4407990090	Oth wood sawn or chipped lengthwise, planed or sanded thickness >	1 879 630	3 873 342	1 476 723	3 098 198
4408101000	Cedar wood slats prepared for pencil manufacture; radiata pinewood fr	0	66 990	0	34 912
4408103000	Face veneer sheets, coniferous	15 900	67 700	65 574	91 422
4408109000	Coniferous, oth cedar wood slats, face veneer sheets	374 421	417 802	402 579	510 559
4408310000	Dark red meranti, light red meranti and meranti bakau of the tropic	48 000	48 000	46 875	46 875
4408399000	Oth jelutong wood and oth wood prepared for pencil manufacture	390 573	533 947	960 649	1 365 991
4408900000	Oth sheets for veneering and of tropical wood of thickness < 6mm	352 023	956 215	723 951	1 779 052
4409100000	Coniferous wood cotin shaped	503	262 386	7 300	98 958
4409210000	Non coniferous wood cotin shaped of bamboo	6 902	46 434	10 141	58 785
4409290000	Oth non coniferous oth teak strips, friezes for parquet flooring	92 092	143 441	128 012	234 216
4410110000	Particle board & similar board of wood	11 507 547	25 910 739	2 856 688	6 558 920
4410190000	Oth particle board, oriented strand board (osb) of wood	592 308	1 693 381	278 871	740 108
4410900000	Particle board & similar board of other ligneous materials	20 930	24 252	26 870	42 925

**I.3. IMPOR MENURUT KOMODITI / IMPORT BY HS COMMODITY**  
**\*\*\* FEBRUARI / FEBRUARY 2011 \*\*\***

H S	Uraian Komoditi Commodity Description	Berat Bersih / Net Weight (Kg)		Nilai / Value C.I.F (US\$)	
		Bulan ini	Kumulatif	Bulan ini	Kumulatif
		Current Month	Cum.Jan. to date	Current Month	Cum.Jan. to date
4411120000	Medium density fibreboard (mdf)of a thickness < 5mm	1 779 362	3 847 900	842 234	1 780 618
4411130000	Medium density fibreboard (mdf)of a thickness > 5mm and < 9 mm	1 000 992	1 833 581	473 377	901 241
4411140000	Medium density fibreboard (mdf)of a thickness > 9 mm	3 961 773	8 498 155	1 661 490	3 499 346
4411920000	Oth fibreboard of a density >0.8g/cm3	308 822	849 198	225 130	577 216
4411930000	Oth fibreboard of 0,5g/cm<density<0,8g/cm3	1 751 004	3 314 604	672 222	1 286 319
4411940000	Oth fibreboard of a density <0.5g/cm3	612 910	739 956	232 621	298 356
4412100000	Plywood,veneered panel&similar laminated of bamboo	30 309	30 365	44 116	45 011
4412310000	Oth plywood,each thick.<6mm with atleast one outer ply of tropic	112 816	267 748	126 423	411 450
4412320000	Oth plywood,each thick.<6mm with atleast one outer ply of non cc	798 063	1 433 561	563 825	944 286
4412390000	Oth plywood consisting solely of sheetof wood of each thick < 6 mm	4 709 756	11 507 042	2 340 292	6 060 110
4412940000	Oth plywood of blockboard,laminboardand battenboard	4 658	9 842	14 372	41 329
4412990000	Veneered panels&similar w/at least oneother wood	1 496 686	3 054 468	1 120 908	2 297 481
4413000000	Densified wood, in blocks,plates,strips of profile shapes.	92 843	144 037	202 614	328 855
4414000000	Wooden frames for paintings, photo-graphs mirrors or similar obje	2 778	23 490	13 068	25 572
4415100000	Cases, boxes, crates, drums & similarpackings; cable-drums	37 826	65 618	25 569	105 338
4415200000	Pallets,box pallets& other load boards;pallet collars	120 389	209 202	91 129	348 052
4416001000	Staves of wood	0	3 524	0	14 835
4416009000	Casks,barrels,vats,tubs&other coopersproducts & parts thereof, of	6 116	11 970	17 085	59 062
4417000000	Tools,tool bodies,tool handles,broom orbrush bodies & handles, of	57 175	166 788	119 498	419 724
4418200000	Doors & their frames & thresholdsof wood	25	45 922	205	127 025
4418400000	Shuttering for concrete construal workof wood	26 069	27 807	38 074	38 241
4418500000	Shingles & shakes of wood	0	5 347	0	30 682
4418600000	Posts and beams of wood	0	19 138	0	29 804
4418720000	Assembled flooring panel for multilayerof wood	20 050	20 264	54 910	57 236
4418909000	Other builders joinery & carpentryof wood	106 337	277 167	97 119	230 681
4419000000	Tableware and kitchenware, of wood.	1 879	64 504	13 105	86 949
4420100000	Statuettes & oth ornaments, of wood	1 779	5 861	6 805	10 633
4420901000	Wooden articles of furniture not fallingin chapter 94	2 928	3 867	6 782	15 808
4420909000	Oth wood marquetry and inlaid,casketand similar articles of wood	30 235	44 504	63 288	135 247
4421100000	Clothes hangers of wood	20 415	134 681	113 478	487 253
4421901000	Spools, cops & bobbins, sewing threadreels and the like of wood	896	2 026	11 816	22 381
4421902000	Match splints	0	292	0	4 257
4421903000	Wooden pegs or pins for footwear	2 367	2 367	5 310	5 310
4421904000	Candy-sticks, ice-cream sticks & icecream spoons	139 344	278 873	144 720	280 066
4421907000	Fans & handscreens, frames & handlesof wood	1 702	1 846	16 903	19 108
4421908000	Toothpicks of wood	45 049	85 355	27 238	51 781
4421909200	Prayer beads of wood	1 489	3 180	8 947	96 230
4421909900	Other wooden articles	149 957	314 508	354 947	641 812
4501100000	Natural cork, raw or simply prepared	1	528	177	19 767
4501900000	Waste cork: crushed, granulated orground cork.	6 475	7 758	9 368	18 407
4502000000	Natural cork,debarked or roughly squaredor in rectangular (includ	299	3 305	21 894	29 695
4503100000	Corks and stoppers	1 799	1 912	5 827	5 917
4503900000	Other articles of natural cork.	28 234	51 469	45 018	104 132
4504100000	Blocks, plates, sheets & strip; tiles ofany shape; of agglomerated cc	3 572	26 047	43 767	126 088
4504900000	Other articles of agglomerated cork	23 049	49 906	115 343	244 268
4601210000	Mats, matting and screens of vegetablematerials of bamboo	16 915	17 195	24 519	24 703
4601220000	Mats, matting and screens of vegetablematerials of rattan	504	504	13 422	13 422
4601290000	Oth mats,matting & screens of vegetablevegetable of material	0	2	0	17
4601929000	Other products of bamboo	8	21 142	10	36 798
4601939000	Other products of rattan	1	1	35	35
4601991000	Mats and matting of other material	6	4 972	238	10 265
4601999000	Screens of other material	5 515	9 456	66 408	89 349
4602110000	Basketwork, wickerwork & other articles,of vegetable material of t	673	16 548	2 619	9 190
4602120000	Basketwork, wickerwork & other articles,of vegetable material of r	1	834	4	2 702
4602190000	Basketwork, wickerwork & other articles,other vegetable material	317	319	1 301	1 381
4602900000	Basketwork, wickerwork & other articles,of other materials	8 803	8 969	31 005	32 919
4701000000	Mechanical wood pulp.	13 967 296	27 668 911	7 744 276	15 255 864
4702000000	Chemical wood pulp, dissolving grades.	23 489 008	76 271 912	27 204 346	91 214 652
4703110000	Chemical wood pulp, soda, oth than dissolving grades,unbleached,	2 191 845	3 488 765	1 621 178	2 578 381
4703210000	Chemical wood pulp, soda, oth than dissolving grades,bleached,co	41 825 065	82 898 727	34 044 073	66 845 870
4703290000	Chemical wood pulp, soda, oth than dissolving grades,bleached,no	3 324 513	12 890 210	2 292 432	9 325 322
4704110000	Chemical wood pulp,sulphite,oth than dissolving grades,unbleache	0	522 340	0	341 610
4704190000	Chemical wood pulp,sulphite,oth than dissolving grades,unbleache	0	2 341	0	8 900
4704210000	Chemical wood pulp,sulphite,oth than dissolving grades,bleached,i	256 173	360 478	230 533	328 656
4704290000	Chemical wood pulp,sulphite,oth than dissolving grades,bleached,i	112 564	112 564	162 380	162 380
4705000000	Wood pulp obtained by a combination ofmechanical & chemical pu	5 371 498	9 934 391	3 034 820	5 552 469
4706100000	Cotton linters pulp	545 803	1 013 124	2 118 751	3 785 494
4706200000	Pulps of fibres derived from recovered(waste & scrap) paper or pai	12 991	38 917	24 622	79 127
4706300000	Pulps of fibres derived from recoveredof oth than bamboo	0	3 475	0	57 140
4706910000	Mechanical pulps of fibres derived fromrecovered paper or papert	0	783 627	0	655 898

**I.3. IMPOR MENURUT KOMODITI / IMPORT BY HS COMMODITY**  
**\*\*\* FEBRUARI / FEBRUARY 2011 \*\*\***

H S	Uraian Komoditi Commodity Description	Berat Bersih / Net Weight (Kg)		Nilai / Value C.I.F (US\$)	
		Bulan ini	Kumulatif	Bulan ini	Kumulatif
		Current Month	Cum.Jan. to date	Current Month	Cum.Jan. to date
4706920000	Chemical pulps of fibres derived from recovered paper or paperboard	64 897	104 669	231 498	357 302
4707100010	Unbleached kraft paper or paperboard for paper making purposes	106 171 263	225 996 687	25 478 213	53 592 044
4707100090	Unbleached kraft paper or paperboard for oth purposes	83	251	1 788	6 231
4707200010	Oth paper, bleached chemical pulp, not colored, for paper making purposes	4 341 138	9 012 126	1 526 566	3 232 201
4707200090	Oth paper, bleached chemical pulp, not colored, for oth purposes	1 331	4 961	3 168	12 742
4707300010	Paper made mainly of mechanical pulp for paper making purposes	32 989 329	77 163 078	8 316 159	19 317 585
4707300090	Paper made mainly of mechanical pulp for oth purposes	21	30	558	624
4707900010	Other paper, unsorted waste & scrap, for paper making purposes	13 889 710	28 355 420	2 958 964	6 028 658
4801001000	Newsprint, in rolls or sheets, weighing not more than 55 g/m <sup>2</sup>	60 732	185 118	26 591	75 499
4801009000	Newsprint, in rolls or sheets, weighing more than 55 g/m <sup>2</sup>	203 685	647 204	162 639	499 177
4802100000	Hand-made paper and paperboard	1 964	8 192	28 587	69 558
4802200000	Paper and paperboard of a kind used as for photo sensitive, heat-sensitive	50 202	69 859	164 955	220 991
4802400000	Wallpaper base	49 113	77 862	72 047	106 950
4802541000	Paper, no fibres used in manufacture of gypsum board, computer cards, weight	0	49 564	0	52 538
4802549010	Aluminium base paper weighing <20g/m <sup>2</sup> in rolls >15cm	218 991	240 213	315 545	346 847
4802549090	Oth carbonising base paper weighing <20g/m <sup>2</sup> in rolls >15cm	268 021	862 529	165 480	470 938
4802552100	Fancy paper and paperboard, in rolls of width of =< 15 cm	1 054	1 235	9 477	17 115
4802552900	Fancy paper and paperboard, other than in roll of width of >15cm	2 887 145	6 019 878	2 576 549	5 392 073
4802559000	Paper, no fibres, for other purpose 40< weight <150 g/m, roll	783 931	1 992 580	984 205	2 387 686
4802562100	Fancy paper and paperboard, in rectangular =<36cm oth side =15cm	14	14	9	9
4802562900	Oth fancy paper & paperboard	3 194	3 621	34 093	40 947
4802569000	Paper, no fibres, for other purpose 40< weight <150 g/m, sheet	10 648	18 463	32 168	56 370
4802570000	Other paper & paperboard, weight >40g/m <sup>2</sup> and =< 150g/m <sup>2</sup>	246 158	441 229	276 060	529 645
4802582900	Fancy paper and paperboard, oth in roll width =<15cm/in rectangular sh	51 374	85 023	44 949	74 392
4802589000	Oth paper, no fibres, for other purpose weight >150 g/m	1 439 709	2 229 348	948 077	1 557 172
4802612000	Paper, fibres >10%, for banknotes, manufacture of gypsum board, in rolls	1	2 526	4	13 598
4802619000	Paper, fibres >10%, oth aluminium paper, banknotes, printing, writing	675 406	1 385 815	597 018	1 197 353
4802622000	Paper, fibres, banknotes, manufacture of gypsum board, in sheets 435< one side	2 800	6 401	12 330	30 740
4802629000	Oth paper, fibres, for other purpose, in sheets with 435< one side <	247	247	2 985	2 985
4802690000	Oth paper, fibres, for other not purpose, of fibres >10%, paper in roll	50 361	91 178	88 856	194 274
4803003000	Cellulose wadding not further worked than being color, marble through	8 298	13 955	51 936	132 633
4803009000	Oth cellulose wadding & tissue paper for toilet/facial tissue stock & similar	141 656	550 350	400 782	1 448 219
4804119000	Kraftliner paper & paperboard, in rolls or sheets, bleached	912 476	1 557 192	574 629	1 045 398
4804191000	Kraftliner paper & paperboard, other than of kind used in manufacture of glass	6	68	324	1 664
4804199000	Oth kraftliner paper & paperboard	1 191 979	2 435 656	1 132 578	2 046 997
4804211000	Sack kraft paper for making cement bag in rolls or sheets, unbleached	9 970 963	20 188 986	10 215 219	20 468 013
4804219100	Sack kraft paper for making cement bag in rolls or sheets, bleached	304 156	456 604	326 290	494 273
4804219900	Oth sack kraft paper for making cement bag in rolls or sheets, unbleached	346 929	614 249	327 474	573 860
4804291000	Composite papers, in rolls or sheets	13 501	13 501	14 504	14 504
4804299000	Oth composite papers, in rolls or sheets	18 581	178 737	59 037	186 884
4804311000	Elect grade insulating kraft paper, weighing 150 g/m, unbleached	17 273	158 235	243 577	717 460
4804313000	Wet strength 40g to 60g, for plywood adhesive tape, weighing 150g/m	226 890	353 507	230 464	390 508
4804319000	Other kraft paper & wet strength weighing 150 g/m, unbleached	571 184	962 713	668 279	1 394 611
4804391000	Adhesive tape, 40-60g, used in manufacture, weight <= 150g/m <sup>2</sup> , bleached	124 271	146 759	111 632	132 453
4804399000	Adhesive tape, 40-60g, not used in manufacture, weight <= 150g/m <sup>2</sup> , bleached	215 337	514 185	218 683	486 887
4804411000	Elect grade insulating kraft paper, 150< weighing < 225 g/m, unbleached	0	1 084	0	1 336
4804419000	Oth elect grade insulating kraft paper, 150< weighing < 225 g/m, unbleached	595 809	1 069 715	582 017	1 025 026
4804420000	Bleached uniformly throughout the mass & >95% wood fibres, 150<	72	407 864	551	502 863
4804490000	Other kraft paper & paperboard 150< weighing < 225 g/m	38 954	41 830	111 549	127 827
4804511000	Elect grade insulating kraft paper, pressboard weighing >600g/m, unbleached	0	2 846	0	25 764
4804519000	Oth wet strength 40g to 60g, for plywood adhesive tape, weighing >225	252 061	252 152	165 351	166 027
4804521000	Bleached of kind used in the manufacture of gypsum boards	125 793	125 793	40 254	40 254
4804529000	Bleached other of kind used in the manufacture of gypsum boards	39 529	168 748	36 762	360 921
4804590000	Other kraft paper & paperboard weighing 225 g/m or more	34 069	49 835	67 239	129 611
4805110000	Uncoated paper & paperboard, semichemical fluting paper, rolls or sheets	581 643	1 595 809	285 608	791 173
4805129000	Uncoated paper & paperboard, oth semichemical, straw fluting paper	9 176	9 728	55 290	62 399
4805191000	Uncoated paper & paperboard, oth fluting paper	20 603	22 356	49 259	54 321
4805199000	Oth uncoated paper and paperboard, in rolls or sheets	1 792 538	3 061 929	807 471	1 322 921
4805240000	Uncoated paper & paperboard, testliner weighing 150 g/m <sup>2</sup> or less	211 360	780 965	118 906	420 213
4805251000	Uncoated paper & paperboard, testliner weighing >= 150 g/m <sup>2</sup>	187 190	187 190	97 822	97 822
4805259000	Uncoated paper & paperboard, testliner other of weighing >= 150 g/m <sup>2</sup>	1 346 533	2 466 364	757 291	1 461 267
4805309000	Paper, sulphite wrapping paper, oth colored match wrapping paper	2 753	11 933	7 197	38 582
4805400000	Filter paper and paperboard	459 701	763 173	1 708 545	2 855 434
4805500000	Felt paper and paperboard	22 791	32 569	56 224	115 598
4805911000	Paper used as packing of flat glass product, resin <0,6%, weight <150g/m	132	179	2 009	2 703
4805919000	Uncoated paper & paperboard, oth blotting, & joss paper, weighing 15	45 861	138 703	75 261	260 260
4805921000	Multi-ply paper and paperboard of 150< weighing < 225g/m	39	85	1 924	3 230
4805929000	Uncoated paper & paperboard of other 150< weighing < 225g/m	1 025 186	2 476 860	603 136	1 442 480
4805931000	Multi-ply paper and paperboard of weighing > 225g/m <sup>2</sup>	289 391	421 048	190 908	289 889
4805939000	Uncoated paper & paperboard, of other weighing > 225g/m <sup>2</sup>	527 019	822 131	503 923	783 821



**I.3. IMPOR MENURUT KOMODITI / IMPORT BY HS COMMODITY**  
**\*\*\* FEBRUARI / FEBRUARY 2011 \*\*\***

H S	Uraian Komoditi Commodity Description	Berat Bersih / Net Weight (Kg)		Nilai / Value C.I.F (US\$)	
		Bulan ini	Kumulatif	Bulan ini	Kumulatif
		Current Month	Cum.Jan. to date	Current Month	Cum.Jan. to date
4806100000	Vegetable parchment	70 987	101 036	183 426	261 625
4806200000	Greaseproof papers	116 589	195 928	214 592	326 316
4806300000	Tracing papers	12 348	36 729	22 760	54 555
4806400000	Glassine and other glazed transparent or translucent papers	513 868	1 443 729	838 782	2 396 952
4807000000	Composite paper and paperboard not surface-coated or impregnated	1 186 838	1 852 222	756 074	1 431 352
4808100000	Corrugated paper & paperboard, whether or not perforated, in rolls	133 510	458 381	135 712	542 730
4808200000	Sack kraft paper, creped, crinkled, whether or not embossed or perforated	71 529	119 380	283 920	373 468
4808300000	Other kraft paper, creped or crinkled, whether or not embossed or perforated	14 942	46 401	61 890	153 768
4808901000	Paper & paperboard, embossed paper for fancy paper used for printing, covers	29	16 981	2 103	36 865
4808909000	Paper & paperboard, other embossed fancy paper used for printing, covers, labels	99 117	142 308	167 054	259 141
4809200000	Self-copy paper	0	199 325	0	344 915
4809900000	Other self-copy paper	106 204	239 482	251 479	521 694
4810134000	Paper & paperboard for photo, heat, elect. in rolls papers of width < 15 cm	3	3	22	22
4810135000	Paper & paperboard for photo, heat, elect. in rolls papers of other widths	0	708	0	1 080
4810139010	Banknotes paper, in roll of a width <= 15 cm	93 034	93 034	753 273	753 273
4810139090	Other coated writing and printing paper banknotes paper, in rolls	1 738 044	3 093 267	1 927 191	3 342 473
4810146000	Paper & paperboard for photo, heat, elect. of width < 15 cm	322	385	1 548	2 065
4810190010	Other Banknotes paper	0	24	0	245
4810190090	Other banknotes paper, coated writing & printing paper, one side > 43 cm	433 394	1 160 521	874 077	1 816 941
4810223000	Paper & paperboard for photo, heat, elect. sensitive, light weight coated	0	21 522	0	23 029
4810224000	Paper & paperboard, other in roll of a width 15 cm < one side < 36 cm, unbleached	109	587	352	1 697
4810229000	Other aluminium paper base, light weight coated paper	1 770 411	3 402 499	1 618 779	3 237 191
4810295000	Other paper & paperboard, other in roll of a width 15 cm < one side < 36 cm	1	1	81	81
4810299000	Other aluminium paper base and art paper other light weight coated paper	422 723	1 528 661	540 869	1 762 300
4810313000	Kraft paper, for separate battery plate, width <= 15 cm, 15 cm < side > 36 cm	18	68	37	93
4810319000	Kraft paper, paperboard, not for writing, printing, other graphic purposes	1 468	2 108	16 880	20 203
4810329000	Kraft paper, paperboard, not for writing, printing, other graphic purposes	556 312	1 209 360	580 500	1 258 533
4810392000	Paper as interleaf material in process battery roll < 15 cm, rect < 15 x 36 cm	5	10 495	3	58 176
4810399000	Kraft paper and paperboard in other sizes	99 998	220 231	101 332	222 271
4810921000	Gray backboard, multi ply	46 619	66 190	32 156	40 670
4810923000	Paper colored for computer card, other multi ply	8 080	8 094	22 879	22 952
4810929000	Other paper colored for computer card & gray backboard, multi ply	154 612	1 125 037	196 926	1 080 208
4810992000	Other paper and paperboard of multi ply	5 809	6 857	38 710	46 584
4810999000	Other paper colored for computer card, other multi ply	116 367	433 966	620 463	926 346
4811101000	Tarred, bituminised/asphalted paper & paperboard, in roll < 15 cm, in other sizes	47 110	135 344	60 741	143 239
4811109000	Tarred, bituminised/asphalted paper & paperboard, in other sizes	71 965	249 814	84 594	296 906
4811411000	Gummed or adhesive paper & paperboard, self-adhesive	57 531	217 262	278 558	1 044 267
4811419000	Gummed or adhesive paper & paperboard, other self-adhesive	688 634	1 627 180	2 070 300	4 524 870
4811491000	Other gummed or adhesive paper & paperboard self-adhesive	10 616	37 310	199 826	381 715
4811499000	Other gummed or adhesive paper & paperboard other self-adhesive	220 362	436 697	453 975	946 233
4811519000	Paper coated, impregnated or covered with plastic, unbleached, weight > 150 g	365 262	1 569 106	589 754	2 445 133
4811591000	Paper coated, impregnated or covered with plastic, weight > 150 g	33 755	57 656	323 947	531 740
4811592000	Other paper coated, impregnated or covered and with a lining of aluminium	1 272 822	2 295 024	5 018 229	10 750 760
4811599000	Other paper coated, impregnated or covered with plastic, other bleached	586 143	1 168 632	1 687 668	3 339 701
4811601000	Paper coated, impregnated or covered with wax, paraffin, stearin, oil	603	622	19 995	20 765
4811609000	Paper coated, impregnated or covered with other wax, paraffin, stearin, oil	201 007	201 008	279 544	279 551
4811903000	Other paper, paperboard, cellulose wadding web of cell fibre roll < 15 cm	10 056	23 179	19 716	39 905
4811909000	Other paper, paperboard, cellulose wadding web of cell fibres other sizes	1 039 924	2 144 279	2 889 999	6 087 939
4812000000	Filter blocks, slabs & plates, of paper pulp	21 547	27 902	95 714	128 994
4813100000	Cigarette paper, in the form of booklets or tubes	117 813	214 238	649 563	1 175 788
4813200000	Cigarette paper, in the form in rolls of a width not exceeding 5 cm	148 837	305 035	851 399	1 446 289
4813900000	Cigarette paper, other in the form of booklets, tubes & in rolls	655 692	1 295 611	2 710 565	5 087 750
4814200000	Wallpaper & similar wall coverings, the face side, with a grained, embossed	97 761	278 543	546 499	823 153
4814900000	Wallpaper & similar wall coverings, other with transparent protective	181 583	451 069	539 134	1 350 625
4816200000	Self-copy paper (other than of 48.09)	143	28 773	1 274	53 602
4816900000	Other heat transfer paper & offset plates of paper	143 642	321 539	262 592	642 953
4817100000	Envelopes	16 671	63 016	105 164	415 302
4817200000	Letter cards, plain postcards and correspondence cards	1 029	5 928	6 908	37 532
4817300000	Boxes, pouches, wallets & writing compendiums, of paper or paperboard	4 386	21 010	18 037	87 011
4818100000	Toilet paper	33 450	70 813	94 122	223 805
4818200000	Handkerchiefs, cleansing or facial tissues & towels	144 590	211 422	277 971	596 545
4818300000	Tablecloths and serviettes	693	3 634	2 526	24 957
4818401100	Napkins & napkin liners for babies & similar sanitary articles	2 048 467	3 946 662	7 243 624	13 657 777
4818401900	Other napkins & napkin liners for babies & similar sanitary articles	281 940	719 380	740 991	1 821 034
4818402000	Sanitary towels, tampons & similar articles	924 405	1 742 527	3 822 231	7 163 763
4818500000	Articles of apparel & clothing, surgical face masks	6 240	50 418	110 794	759 947
4818900000	Other articles of apparel & clothing, other surgical face masks	88 767	170 147	241 725	451 728
4819100000	Cartons, boxes & cases, of corrugated paper or paperboard	1 560 973	3 796 600	3 743 466	8 414 970
4819200000	Boxes, of non corrugated paper & paperboard	1 479 475	3 130 353	5 375 956	11 252 518
4819300000	Sacks & bags, base of a width > 40 cm for cement or fertilizer packing	192 528	322 740	341 742	564 826

**I.3. IMPOR MENURUT KOMODITI / IMPORT BY HS COMMODITY**  
**\*\*\* FEBRUARI / FEBRUARY 2011 \*\*\***

HS	Uraian Komoditi Commodity Description	Berat Bersih / Net Weight (Kg)		Nilai / Value C.I.F (US\$)	
		Bulan ini	Kumulatif	Bulan ini	Kumulatif
		Current Month	Cum.Jan. to date	Current Month	Cum.Jan. to date
4819400000	Other sacks and bags, including cones	46 373	161 140	173 150	534 068
4819500000	Other packing containers, includ recordsleeves	194 843	458 165	888 524	2 267 828
4819600000	Box files, letter trays, storage boxes&similar articles, used in offices;	230 226	840 572	251 911	907 680
4820100000	Registers, account books, note books, receipt books, & similar articles	27 048	62 315	96 138	216 036
4820200000	Exercise books	17 421	43 870	31 878	75 274
4820300000	Binders (other than book covers), folders & file covers	7 891	13 404	38 645	60 513
4820400000	Manifold business forms & interleaved carbon sets	453	2 380	970	9 470
4820500000	Albums for samples or for collections	5 530	15 071	30 733	51 567
4820900000	Other exercise book, binders, manifold, albums	52 606	101 326	118 674	243 184
4821101000	Printed, labels that form of packing for jewellery, small objects & the	79 102	186 520	943 217	2 442 164
4821109000	Printed, oth labels that form of packing for jewellery, small objects &	374 547	876 881	8 083 872	15 559 152
4821901000	Oth printed, labels that form of packing for jewellery, small objects &	8 573	16 610	233 032	369 518
4821909000	Oth printed, oth label that form of pack for jewellery, small objects &	145 097	291 293	1 234 056	2 321 239
4822100000	Bobbins, spools, cops & similar of pulp of a kind used for winding text	22 327	22 936	38 114	57 042
4822900000	Bobbins, spools, cops & similar of pulpoth of a kind used for wind tex	99 584	214 063	364 420	1 082 082
4823200000	Filter paper in rolls or sheets	992 547	2 367 837	1 620 576	3 824 986
4823401000	Cardiograph recording paper	366	548	1 856	2 695
4823409000	Oth paper for self recording for other apparatus	48 017	108 982	196 937	479 159
4823690000	Trays, dishes, plates, cups & the like, of paper or paperboard of oth the	15 660	36 275	138 894	244 174
4823700000	Gaskets and washers, moulded or pressed artcles of paper pulp	20 738	68 101	230 586	571 598
4823901000	Other paper, cocooning frames for silk-worms	5 448	17 939	23 260	35 119
4823902000	Sterilization indicators, not gummed, cocooning frames for silk-wor	0	6	0	1 382
4823903000	Cup stock board (i.e. polyethylene (pe) in rels of width of less than	18 161	25 795	12 224	72 025
4823904000	Telegraph or teleprinter paper in strip rolls	11	11	170	170
4823905000	Display cards for jewellery/for small objects of personal adornment	7 348	7 348	72 034	72 034
4823907000	Fans & hand screens, with paper mounts or leaves & frames of any m	0	863	0	8 810
4823909000	Other, cut to size/shape, other than instrips, rolls or sheets	289 813	837 394	1 016 796	2 813 414
4901100000	Print books in official language of impctry for educations, in single	87 960	265 718	242 305	502 792
4901910000	Dictionaries, wholly/essentially in the official language of the impor	1	11	59	324
4901991000	Oth educational, wholly/essential in the official language of the imp	88 656	124 984	1 968 965	2 286 598
4901999000	Oth educational, oth wholly/essential in official language of the imp	156 418	260 864	1 254 657	2 475 073
4902100000	Newspapers, journals & periodicals appearing at least four times a v	1 056	1 109	11 303	12 155
4902900000	Oth newspapers, journals and periodicals	7 938	15 082	80 230	143 177
4903000000	Childrens picture, drawing or coloring books.	44	445	1 223	2 685
4904000000	Music, printed or in manuscript, whether or not bound or illustrated	688	1 353	26 703	43 554
4905100000	Maps & hydrographic or similar charts of all kinds, globes	320	4 720	1 214	43 919
4905910000	Maps & hydrographic or similar charts of all kinds, in book form	58	84	4 736	4 868
4905990000	Maps & hydrographic or similar charts of all kinds, in other form	111	349	1 458	3 370
4906001000	Plans & drawings, including photographic reproduct & carbon copies c	44	47	80 426	80 473
4906009000	Plans & drawings, being originals drawn by hand, hand-written text	1 112	6 464	7 461	24 930
4907001000	Banknotes, being legal tender	101	101	712	712
4907002000	Unused postage stamps	608	1 367	6 604	22 836
4907004000	Stock, share/bond certificates & similar documents of title; cheque fr	10	26	174	261
4907009000	Other banknotes, unused postage, revenue, stock, share & the like	713	1 172	40 860	76 373
4908100000	Transfers (decalcomanias), vitrifiable	35 717	60 434	480 728	919 078
4908900000	Oth than transfers (decalcomanias), vitrifiable	59 761	106 497	545 651	1 096 696
4909000000	Printed/illustrated postcards, card greetings, messages/the like	330	1 386	4 608	16 517
4910000000	Calendars of any kind, printed, including calendar blocks.	859	9 701	4 654	19 664
4911100000	Trade advertising material, commercial catalogues & the like	31 375	96 244	246 305	838 857
4911912000	Printed matter, wall pictures & diagram for instruct purposes; designs	1 884	1 992	18 173	18 351
4911913000	Printed matter, oth printed pictures and photographs	851	1 710	7 148	9 333
4911919000	Printed matter, oth anatomical & botanical diagram & wall picture	2 982	6 671	48 448	101 184
4911991000	Printed card for jewellery, small object person adornment, carried ir	19	138	193	5 286
4911992000	Printed stickers for explosives	0	11	0	537
4911999000	Oth printed matter, oth printed sticker & printed card	60 824	131 136	511 981	1 106 167
5001000000	Silkworm cocoons suitable for reeling.	381	395	16 090	16 396
5002000000	Raw silk (not thrown).	1 525	1 525	3 284	3 284
5004000000	Silk yarn (oth than yarn spun from silk waste) not put up for retail sa	3 110	3 688	152 470	168 430
5005000000	Yarn spun from silk waste, not put up for retail sale.	23 001	30 034	75 602	132 031
5006000000	Silk yarn & yarn spun from silk waste, put up for retail sale; silk-wor	0	12 000	0	18 090
5007100010	Fabrics of noil silk, bleached/unbleached	36	80	4 050	8 100
5007100090	Fabrics of noil silk, oth than bleached/unbleached	340	1 296	10 904	20 099
5007200010	Oth fabrics, silk/silk waste >85%, oth than noil silk, bleached/unblea	0	14 709	0	109 886
5007200090	Oth fabrics, silk/silk waste >85%, oth than noil silk, oth bleach/unble	1 255	8 911	21 684	150 717
5007900010	Oth fabrics, silk/silk waste < 85%, oth than noil silk, bleached/unblea	0	498	0	14 799
5007900090	Oth fabrics, silk/silk waste < 85%, oth than noil silk, oth bleach/unbk	15 521	35 255	213 244	636 161
5101110000	Shorn wool, not carded/combed, greasy, including fleece-washed v	79	2 400	4 179	13 823
5101190000	Oth shorn wool, not carded/combed, greasy, including fleece-wash	407	620	4 669	5 847
5101210000	Shorn wool, not carded/combed, degreased, not carbonised	0	19 433	0	51 723
5102200000	Coarse animal hair, not carded/combed	44	44	78	78

**I.3. IMPOR MENURUT KOMODITI / IMPORT BY HS COMMODITY**  
**\*\*\* FEBRUARI / FEBRUARY 2011 \*\*\***

H S	Uraian Komoditi Commodity Description	Berat Bersih / Net Weight (Kg)		Nilai / Value C.I.F (US\$)	
		Bulan ini	Kumulatif	Bulan ini	Kumulatif
		Current Month	Cum.Jan. to date	Current Month	Cum.Jan. to date
5105290000	Combed wool not in fragments	128 738	276 446	1 285 186	2 860 385
5105310000	Fine animal of kashmir (cashmere)goats	418	418	60 817	60 817
5105390000	Other fine animal hair, carded/combed	0	1	0	10
5106100000	Yarn,carded, wool > 85% by weightnot put up for retail sale	9 707	15 414	50 784	81 248
5106200000	Yarn,carded, wool < 85% by weightnot put up for retail sale	4 563	7 463	46 276	63 630
5107100000	Yarn,combed, wool > 85% by weightnot put up for retail sale	11 065	12 539	65 839	79 731
5107200000	Yarn,combed, wool < 85% by weightnot put up for retail sale	3	93	306	1 677
5109900000	Yarn,wool/animal hair < 85%, for retail sale	3	3	42	42
5110000000	Yarn,coarse animal hair/of horsehairwether not put up for retail sa	64	67	239	262
5111110000	Woven fabric,carded,wool/animal hair>85%, weight < 300 g/m	55 497	104 706	1 525 277	2 926 332
5111190000	Woven fabric,carded,wool/animal hair>85%, weight > 300 g/m	312	895	3 579	9 863
5111300000	Woven fabric,carded, wool/animal hairmix. mainly w/made stapel	50 186	50 186	489 290	489 290
5111900000	Woven fabric,carded, wool/animal hairroth mixed	0	9	0	14
5112110000	Woven fabrics,combed wool/animal hair>85%, weight < 200 g/m	1 133	3 446	40 924	102 427
5112190000	Woven fabrics,combed wool/animal hair>85%, oth weight > 200 g/	104 933	227 751	2 574 052	5 329 306
5112200000	Woven fabrics,combed wool/animal hairmix. mainly w/made filarr	13 807	23 957	125 442	379 042
5112300000	Woven fabrics,combed wool/animal hairmix. mainly w/made stapl	42 002	87 586	787 423	1 571 619
5112900000	Woven fabrics,combed wool/animal hairroth mixed	30 888	68 015	640 050	1 560 074
5113000000	Woven fabrics of coarse animal hair/of horsehair	0	61	0	351
5201000000	Cotton, not carded/combed.	44 121 675	100 267 466	126 148 086	269 446 421
5202990000	Oth yarn waste & garnetted stock	530	1 114	3 185	9 379
5203000000	Cotton, carded/combed.	19 515	21 674	118 624	134 705
5204110000	Cotton sewing thread,not for salecont 85%/more by weight of cott	101 614	283 584	494 434	1 317 912
5204190000	Cotton sewing thread,not for retail saleoth cont 85%/more of cott	26 046	81 071	317 341	715 027
5204200000	Cotton sewing thread, for retail sale	35 020	55 426	90 193	124 942
5205110000	Single yarn,of uncombed fibres measur714.29 decitex/more, cotto	334 799	732 109	1 492 849	3 293 157
5205120000	Single yarn,of uncombed fibres232<measuring<714.29dec,cotton>	324 602	344 792	1 585 653	1 679 008
5205140000	Single yarn,of uncombed fibres125<measuring<192.31dec,cotton>	18 060	20 818	140 475	165 066
5205150000	Single yarn,of uncombed fibres measuring<125dec (>80metric num	454	454	1 950	1 950
5205210000	Single yarn,of combed fibresmeasuring 714.29dec/more,cotton>8	40 555	52 526	221 246	286 043
5205220000	Single yarn,of combed fibres232.56<measuring<714.29dec,cotton:	249 628	562 480	1 083 666	2 506 579
5205230000	Single yarn,of combed fibres192.31<measuring<232.56dec,cotton:	40 120	164 886	235 664	796 913
5205240000	Single yarn,of combed fibres125<measuring<192.31dec,cotton>85	106 657	508 033	579 446	2 542 175
5205260000	Single yarn,of combed fibres106.38<measuring<125dec,cotton>85	27 418	30 856	82 228	98 316
5205280000	Single yarn,of combed fibres measuring<83.33 decitex (>120metric	0	1	0	2
5205310000	Cable yarn,of uncombed fibres persingle yarn 14.29dec/more,cott:	35 495	79 463	64 560	160 016
5205320000	Cable yarn,of uncombed fibres persingle yarn 232.56<measur<714,	32 776	53 830	268 815	419 460
5205330000	Cable yarn,of uncombed fibre per single yarn192.31<measuring<2	21	130	1 386	5 179
5205410000	Cable yarn,of combed per single yarn714.29 decitex/more(<14met	58 378	58 378	336 729	336 729
5205420000	Cable yarn,of combed per single yarn232.56<measuring<714.29de	50 496	182 887	340 748	910 901
5205430000	Cable yarn,of combed per single yarn192.31<measuring<232.56de	8 104	8 104	84 829	84 829
5205440000	Cable yarn,of combed per single yarn125<measuring<192.31dec,c	2 926	34 606	29 410	292 758
5205480000	Cable yarn,of combed per single yarn<83,33decitex(>120metric),c	15 309	20 934	208 202	272 885
5206110000	Single yarn of uncombed fibres, 714,29or more (<14 metric),cottor	4 095	5 444	32 833	43 643
5206120000	Single yarn of uncombed fibres, 232<measuring<714.29dec,cotton-	89 750	177 774	388 258	774 029
5206140000	Single yarn of uncombed fibres,125<measuring<192.31dec,cotton-	960	960	13 755	13 755
5206210000	Single yarn, of combed fibres,measur<714.29(not<14 metric),cott	14	14	751	751
5206220000	Single yarn, of combed fibres,232.56<measur<714.29 dec,cotton<	0	4 581	0	22 473
5206230000	Single yarn, of combed fibres,192.31<measuring<232.56dec,cottor	1 202	41 775	8 815	209 440
5206320000	Cabled yarn,of uncombed persingle yarn232.56<measuring<714.29	9 177	12 701	135 129	182 025
5206420000	Cable yarn,of combed fibres persingle yarn 232.56<measuring<714	12 715	12 715	103 715	103 715
5206450000	Cable yarn,of combed fibres measuringper single yarn<125decitex	7 623	15 207	7 025	145 969
5207100000	Cotton yarn(oth than sewing thread) putcont 85%/more by weight	6 286	25 897	34 914	110 802
5207900000	Cotton yarn sewing thread put upcont 85%/more by weight of cott	2 766	6 366	23 792	59 711
5208110000	Unbleached plain weave, weight >=85% ofcotton, weighing <= 100	216 987	444 734	2 316 915	4 949 173
5208120000	Unbleached plain weave >=85% of cotton,weighing > 100 g/m	265 303	491 986	2 138 440	3 905 124
5208130000	Unbleached 3-thread/4-thread twill,incl. cross twill >=85% of cotto	56 090	65 634	398 721	497 595
5208190000	Other unbleached fabrics>=85% of cottonweighing <= 200 g/m	363 542	1 064 704	4 979 018	12 932 058
5208210000	Absorbent fabric bleached for surgicaluse, cotton >=85%, weighing	44 501	140 002	536 665	1 383 135
5208220000	Bleached plain weave, weighing > 100g/m	97 545	286 235	938 006	2 983 708
5208230000	Bleached 3-thread/4-thread twill, inccross twill >=85% of cotton	23 552	91 245	229 460	841 940
5208290000	Other bleached fabrics >85% of cottonweighing <= 200 g/m	639 345	1 545 998	6 394 151	13 773 226
5208310010	Plain weave dyed; voile/chemi voileweighing < 100 g/m	14 295	23 251	344 748	527 568
5208310020	Cambrics dyed weighing < 100 m/gweighing < 100 g/m	0	496	0	8 447
5208310030	Other garments matter weighing < 100 m/g	16 859	73 941	312 731	1 281 244
5208310090	Other dyed fabrics weighing < 100 m/g	107 939	261 853	1 322 317	3 300 970
5208320000	Plain weave dyed, weighing > 100 g/m	454 484	1 259 335	5 783 008	14 975 945
5208330000	3-thread/4-thread twill dyed,including twill	22 227	64 308	413 637	971 930
5208390000	Other dyed fabrics >85% weighing < 200 m	138 015	295 589	1 754 365	3 884 298
5208410010	String fabrics plain weave of differentcolor , weight <= 100 m/g	295	321	2 938	3 127

**I.3. IMPOR MENURUT KOMODITI / IMPORT BY HS COMMODITY**  
**\*\*\* FEBRUARI / FEBRUARY 2011 \*\*\***

H S	Uraian Komoditi Commodity Description	Berat Bersih / Net Weight (Kg)		Nilai / Value C.I.F (US\$)	
		Bulan ini	Kumulatif	Bulan ini	Kumulatif
		Current Month	Cum.Jan. to date	Current Month	Cum.Jan. to date
5208410090	Other plain weave of different color,weight <= 100 m/g	26 591	97 968	344 081	1 014 342
5208420010	String fabrics of different colorweighing > 100 g/m	21 800	28 613	322 264	462 438
5208420090	Plain weave other than string fabrics ofcolor, weighing > 100 g/m	519 747	1 355 819	8 119 066	20 217 284
5208430000	Diff.colour,3 or 4-thread twill, wovenfabrics, 85% cotton,weight>2l	143 352	325 281	1 572 069	3 474 688
5208490000	Other fabrics of different color	15 180	49 120	269 210	728 733
5208510000	Plain weave printed of different color,<= 100 m/g	25 428	48 032	285 953	584 256
5208520000	Plain weave printed of different color,> 100 m/g	45 933	63 947	496 618	772 611
5208590000	Other fabrics printed of differentcolor	14 369	31 137	158 912	303 931
5209110000	Plain weave unbleached cont.>=85% ofcotton, weight >200 g/m	138 937	360 557	1 699 339	4 204 916
5209190000	Other fabrics unbleached con.85% ofcotton, weight > 200 g/m	513 827	1 122 029	4 589 578	10 781 070
5209210000	Plain weave unbleached , cont.85% ofcotton, weight > 200 g/m	136	2 206	1 904	20 744
5209220000	Bleached, 3 or 4-thread twill, wovenfabrics, 85% cotton,weight>20	0	3	0	21
5209290000	Other fabrics unbleached. cont.85% ofcotton, weight>200 g/m	129 806	350 554	1 268 656	3 298 584
5209310000	Plain weave dyed, cont.85% of cotton,weight > 200 g/m	231 253	584 013	2 200 054	5 602 587
5209320000	Dyed, 3 or 4-thread twill, incl. twillcont.85% of cotton, weight>200	147 183	422 250	1 359 475	4 050 118
5209390000	Other fabrics dyed, cont.85% of cottonweight > 200 g/m	324 027	810 182	3 093 199	9 005 778
5209410000	Plain weave of yarns of diff color,cont 85% of cotton, wght>200 g/r	17 615	47 625	144 377	500 459
5209420000	Denim of yarns diff color, cotton>85%,weight > 200 g/m	434 779	862 693	2 384 613	4 850 668
5210110000	Oth fabrics of 3-thread /4-threadcont 85% of cotton, wght>200 g/r	2	10 258	10	120 197
5209490000	Other fabrics of yarns diff colorscont 85% of cotton, wght>200 g/m	243 206	702 211	2 509 697	6 736 484
5209510000	Printed plain weave, cont.85% of cottonweight > 200 g/m	3 416	4 491	33 396	40 883
5209520000	Oth.thn plain weave 3 or 4-thread twill,printed, 85% of cotton, wgt	12 980	57 040	186 154	762 912
5209590000	Other printed fabric cont.85% of cottonweight > 200 g/m	38 707	78 290	358 877	597 645
5210110000	Unbleached plain weave, cont. <85% ofcotton, mixed with m-m-f v	324 360	999 477	3 000 266	8 941 371
5210190000	Oth unbleached fabrics, cont.<85%mixed with m-m-f weight<=200	184 346	463 236	2 300 695	5 636 752
5210210000	Bleached plain weave cont. <85% ofcotton, mixed with m-m-f weig	7 422	17 364	105 559	266 375
5210290000	Oth bleached fabrics, cont. <85% ofcotton, mixed with m-m-f weigr	33 431	57 677	587 056	1 017 935
5210310000	Dyed plain weave cont. <85% ofcotton, mixed with mmf weight<=;	215 208	458 212	2 911 733	6 716 967
5210320000	3-thrd/4-thrd twill, incl. twill<85%of cotton, mix w/m-m-f weight<=	8 596	60 654	108 727	560 883
5210390000	Other dyed fabrics cont. <85% ofcotton, mixed with m-m-f weight<	30 362	105 494	425 397	1 254 468
5210410010	String fabrics of yarns of diff color<85%of cotton, with mmf weight	467	1 403	9 320	24 017
5210410090	Plain weave other than string fabrics<85%of cotton, with mmf wei	22 368	62 147	290 231	768 849
5210490000	Oth fabrics of diff color cont.<85% ofcotton, mixed with mmf weigl	8 518	22 764	53 615	256 874
5210510000	Printed plain weave cont.<85% ofcotton,mixed with mmf weight<=	69	207	833	6 670
5210590000	Other printed fabrics cont.85% ofcotton, mixed with mmf weight<=	78 781	168 060	897 149	1 714 179
5211110000	Unbleached plain weave, cont. <85% ofcotton, mixed with m-m-f v	506	5 275	8 482	100 484
5211190000	Oth unbleached fabrics, cont.<85%mixed with m-m-f weight>200g	193 103	560 116	1 820 783	5 204 373
5211200000	Bleached plain weave cont. <85% ofcotton, mixed with m-m-f weig	10 850	36 105	263 005	861 019
5211310000	Dyed plain weave cont. <85% ofcotton, mixed with m-m-f weight>.	131 744	210 170	1 099 346	1 805 995
5211320000	3-thrd/4-thrd twill, incl. twill<85%of cotton, mix w/m-m-f weight>2	40 377	71 965	281 605	532 200
5211390000	Other dyed fabrics cont. <85% ofcotton, mixed with m-m-f weight>	327 554	615 055	2 320 890	3 907 586
5211410010	String fbrcs of yarn of diff color<85%of cotton, mixed with mmf we	60	100	853	1 312
5211410090	Yarns of diff clour oth than string fab<85% of cotton, mxd w/mmff>	622	34 662	11 208	273 145
5211420000	Denim of yarns diff color, cotton<85%,mix wth man-made fibr wei	29 044	116 926	56 089	305 843
5211430000	Oth fabrics of 3-thread/4-thrd<85%ofcotton, mixed with mmf weig	1	19	1	21
5211490000	Oth fabrics of diff color cont. <85% ofcotton, mixed with mmf weigl	3 150	5 609	53 347	64 688
5211520000	3-thre/4-thread twill,incl. twill<85%of cotton, mixed with mmf weig	10 427	39 068	232 938	967 394
5211590000	Othr printed fabrics cont.<85% ofcotton, mixed with mmf weight>.	7 073	38 454	59 160	327 349
5212110000	Unbleached woven fabrics of cottonweight <=200 g/m	1 864	10 250	8 655	84 987
5212120000	Bleached woven fabrics of cottonweight <=200 g/m	20	4 540	603	36 242
5212130000	Dyed woven fabrics of cottonweight <=200 g/m	37 665	46 857	385 061	527 872
5212140000	Woven fabrics of cotton of yarns ofdifferent color weight <=200 g/	56 281	193 575	608 980	1 617 340
5212150000	Printed woven fabrics of cottonweight <=200 g/m	1 473	5 624	19 077	80 051
5212210000	Unbleached woven fabrics of cottonweight > 200 g/m	264 335	584 744	3 303 844	7 906 163
5212220000	Bleached woven fabrics of cottonweight > 200 g/m	0	121	0	750
5212240000	Woven fabrics of cotton of yarns ofdifferent color weight > 200 g/r	1 311	1 312	15 831	15 972
5212250000	Printed woven fabrics of cottonweight > 200 g/m	290	369	3 934	5 197
5301100000	Flax, raw/retted-flax, raw/retted	0	2 872	0	13 728
5303100000	Jute & oth textile bast fibres, raw/retted	99 506	274 331	142 877	386 194
5303900000	Jute & oth textile bast fibres,processed but not spun	25 556	25 556	99 668	99 668
5305000019	Coir coconut fibres processed	0	110	0	1 014
5305000021	Raw abaca fibres	9 375	18 750	2 952	5 892
5305000090	Oth than coconut, abaca, ramietextile fibres	212 293	370 494	178 002	309 370
5306100000	Single flax yarn	5 500	17 416	44 100	118 233
5306200000	Multiple (folded)/cabled flax yarn	1	1	210	210
5307200000	Multiple (folded)/cabled of jute/oth fibres bast fibres of heading 5.	672 005	1 989 416	942 810	2 832 213
5308901000	Paper yarn	0	14 145	0	44 968
5308909000	Other paper yarn	19 048	41 805	30 838	182 426
5309110000	Unbleached/bleached woven fabricsof flax cont.>=85% of weight c	0	11 440	0	167 707
5309190000	Other woven fabrics of flax cont.>=85%of weight of flax	43 944	120 956	801 245	2 000 173

**I.3. IMPOR MENURUT KOMODITI / IMPORT BY HS COMMODITY**  
**\*\*\* FEBRUARI / FEBRUARY 2011 \*\*\***

H S	Uraian Komoditi Commodity Description	Berat Bersih / Net Weight (Kg)		Nilai / Value C.I.F (US\$)	
		Bulan ini	Kumulatif	Bulan ini	Kumulatif
		Current Month	Cum.Jan. to date	Current Month	Cum.Jan. to date
5309210000	Unbleached/bleached woven fabrics of flax cont.<85% of weight of	265	1 749	4 837	31 498
5309290000	Other woven fabrics of flax cont.<85% of weight of flax	27 209	62 041	409 771	817 851
5310100010	Unbleached plain woven fabrics of other textile bast fibres of head	15 645	51 541	25 216	86 286
5310100090	Bleached plain woven fabrics of other textile bast fibres of head 53	2	53	21	1 737
5310900000	Other woven fabrics of jute/of other bast fibres of heading 53.03.	0	1	0	43
5311000000	Woven fabrics of other vegetable textile fibres; woven fabrics of paper	18 127	55 528	308 237	932 772
5401100000	Sewing thread of man-made filament of synthetic filaments	227 391	689 431	1 770 946	4 628 709
5401200000	Sewing thread of artificial filament for retail sale	10 826	24 370	92 096	228 025
5402110000	High tenacity yarn of nylon/others polyamide of aramids	16 474	21 500	342 481	449 450
5402190000	High tenacity yarn of nylon/others polyamide of other aramids	424 845	955 830	2 171 943	4 830 339
5402200000	High tenacity yarn of polyesters	843 388	1 828 706	2 441 612	5 143 403
5402310000	Textured yarn of nylon/other polyamides measuring single yarn <= 50	177 703	308 487	1 179 231	2 020 390
5402320000	Textured yarn of nylon/other poly-amides, measuring single yarn <	15 738	45 747	77 168	195 587
5402330000	Textured yarn of polyesters	817 612	1 968 481	2 435 703	5 379 702
5402340000	Textured yarn of polypropylene synthetic filament	64 777	221 486	152 019	564 936
5402390000	Other texture synthetic filament yarn	437 625	709 169	1 074 660	1 751 941
5402440000	Oth yarn, single, of elastomeric <= 50 turns/m	245 145	531 775	2 102 245	4 514 943
5402450000	Oth yarn, single, oth, of nylon or oth polyamides, <= 50 turns/m	283 572	577 217	1 298 065	2 640 000
5402460000	Oth yarn, single, oth, of polyesters, partially oriented, <= 50 turns/m	361 715	978 506	770 859	2 062 757
5402470000	Oth yarn, single, of other polyesters for medical/surgical use, <= 50 turns	823 026	1 565 270	2 493 063	4 682 506
5402480000	Oth yarn, single, oth, of polypropylene, <= 50 turns/m	230 485	535 681	424 771	920 794
5402490000	Oth yarn, single, oth thin, of elast, nylon, polyester, polypropylene, <=!	187 083	701 799	1 183 064	3 438 092
5402510000	Oth yarn, single, twist, of nylon/other polyamides, > 50 turns/m	51	25 719	533	191 372
5402520000	Oth yarn, single, twist, of polyester > 50 turns/mtr	70 136	140 701	163 548	308 733
5402590000	Oth yarn, single, twist, oth thin of nylon or oth polyamide & polyester, >= 50	23 013	33 323	25 445	51 685
5402610000	Oth yarn of nylon/other polyamides, multiple/cable	57 593	86 627	108 124	255 982
5402620000	Other yarn of polyester, multiple/cable	86 971	249 321	368 102	922 756
5402690000	Oth yarn, multiple/cable, oth thin of nylon/other polyamides & polyester	68 462	111 580	200 321	270 141
5403100000	High tenacity yarn of viscose rayon	10 035	21 723	69 008	153 423
5403310000	Other single yarn of viscose rayon, untwisted/with a twist < 120 tur	216 104	549 602	757 259	1 808 716
5403320000	Other single yarn of viscose rayon, with twist exceeding 120 turns/!	362	362	28 090	28 090
5403390000	Other single yarn	15 866	36 886	158 835	195 229
5403410000	Other multiple (folded)/cable yarn of yarn of viscose rayon	24 654	50 628	61 631	116 729
5403420000	Other multiple (folded)/cable yarn of cellulose acetate	20 573	41 047	102 867	206 876
5403490000	Other artificial filament yarn	9 899	28 921	54 152	137 794
5404110000	Synth monofilament of elastomeric >= 67 dctx, dim. <= 1 mm, width <= 5	117 971	253 203	542 414	1 196 971
5404120000	Synth monofilament oth, of polypropylene >= 67 dctx, dim. <= 1 mm, width <	22 198	64 226	50 454	190 968
5404190000	Synth monofilament oth thin elast & polypropylene >= 67 dctx, dim. <= 1 mm, width	48 966	185 996	450 505	1 025 387
5404900000	Synthetics other than filament exceeds 1 mm, width <= 5 mm	193 232	361 592	185 742	408 657
5406000000	Man-made filament yarn (oth thin sewing thread), put up for retail sal	7 384	7 434	24 525	24 947
5407101100	Unbleached tyre woven fabrics & conveyor duck	455	865	831	1 886
5407101900	Other unbleached other than tyre woven fabrics & conveyor duck	24 754	37 200	313 073	487 939
5407109900	Other woven fabrics of synthetics filament obtained materials of head	6 623	48 242	136 549	586 619
5407200000	Woven fabric, bleached/no, obtained from strip/the like	32 552	99 794	72 492	273 482
5407300000	Fabrics specified in note 9 to section	726	5 248	23 544	180 216
5407411000	Woven nylon mesh fabric of untwisted weight >= 85% of filament of ny	817	28 621	13 258	138 493
5407419000	Woven fabrics obtained from high tenacity materials of heading 54.0	236 142	574 625	2 010 207	4 240 710
5407420000	Dyed woven fabrics weight >= 85% of filament of nylon/polyamides	225 907	460 891	3 282 035	7 410 196
5407440000	Printed woven fabrics weight >= 85% of filament of nylon/polyamids	0	1 554	0	20 155
5407510000	Woven fabrics, bleached/no, con. >= 85% of textured polyester filament	353 919	998 818	1 998 788	6 635 043
5407520000	Dyed woven fabrics cont. >= 85% of weight of textured polyester filr	1 020 043	2 521 844	8 897 703	20 582 344
5407530000	Oth woven fabrics of yarn of diff color weight >= 85% of textured polye	48 612	141 598	401 825	1 156 684
5407540000	Printed woven fabrics cont. >= 85%, weight >= 85% of textured polyester	18 858	121 230	280 333	1 323 721
5407610000	Oth woven fabrics, cont >= 85% of by weight of non textured polyes	1 720 710	3 650 761	10 530 165	22 247 120
5407690000	Oth bleached/unbleached woven fabrics cont. >= 85% of polyester p	1 152 292	2 446 581	12 868 323	27 811 073
5407710000	Oth woven fabric, bleached/no, con. >= 85% of textured polyester filament	65 841	109 027	376 534	724 375
5407720000	Dyed woven fabrics cont. >= 85% of weight of synthetics filament	73 299	136 864	783 666	1 426 377
5407730000	Oth woven fabrics of yarn of diff color >= 85% weight of synthetic fil	5	730	58	5 754
5407740000	Printed woven fabrics cont. >= 85%, weight of synthetics filament	15 455	25 978	43 444	66 410
5407810000	Woven fabrics, bleached/no, cont. < 85% weight of synth filament with c	29 543	55 554	297 949	585 058
5407820000	Dyed woven fabrics cont. < 85% of weight of synth filament with cotton	81 276	166 595	491 842	1 245 711
5407830000	Oth woven fabrics of yarn of diff color weight < 85% of synth filament v	51 254	93 314	409 980	818 479
5407840000	Printed woven fabrics cont. < 85%, weight of synth filament with cotton	6 848	48 595	47 662	570 686
5407910000	Woven fabric, bleached/no, obtained other than synthetics/cotton filame	6 430	13 996	37 943	98 125
5407920000	Dyed woven fabrics obtained other than synthetics/cotton filament	22 757	98 126	290 696	830 082
5407930000	Oth woven fabrics of yarn of diff color other than synthetics/cotton	246	14 436	2 080	28 374
5407940000	Printed woven fabrics obtained other than synthetics/cotton filament	4	1 725	6	30 443
5408101000	Unbleached woven fabrics obtained from high yarn of viscose rayon	5 193	53 336	65 656	580 110
5408109000	Bleached woven fabrics obtained from high yarn of viscose rayon	120 064	258 575	1 037 547	2 399 691
5408210000	Woven fabrics, bleached/no, cont. >= 85% wght of artificial filaments/stri	20 223	28 829	226 560	344 893

**I.3. IMPOR MENURUT KOMODITI / IMPORT BY HS COMMODITY**  
**\*\*\* FEBRUARI / FEBRUARY 2011 \*\*\***

H S	Uraian Komoditi Commodity Description	Berat Bersih / Net Weight (Kg)		Nilai / Value C.I.F (US\$)	
		Bulan ini	Kumulatif	Bulan ini	Kumulatif
		Current Month	Cum.Jan. to date	Current Month	Cum.Jan. to date
5408220000	Dyed woven fabrics cont.>=85%weight of artificial flmnts/strip	10 908	29 454	127 692	313 819
5408230000	Oth woven fabrics of yarn of diff color>=85%wght of artifcl flmnt/s	0	41 753	0	435 534
5408240000	Printed woven fabrics cont.>=85%weight of artificial flmnts/strip o	8 334	19 611	65 069	199 618
5408310000	Woven fabrics,bleachd/no, obtaindof oth artificial flmnt/strip	0	1	0	2
5408320000	Dyed woven fabrics obtained of otherartificial flmnt/strip of the lik	0	29 562	0	93 743
5408340000	Printed woven fabrics obtained of otherartificial flmnt/strip of the	0	14	0	134
5501100000	Synthetic filament tow of nylon/other polyamides	28 361	48 895	150 999	259 791
5501200000	Synthetic filament tow of polymers	30 306	78 537	243 664	495 727
5501300000	Synthetic filament tow of acrylic/modacrylic	3 265 862	6 696 693	10 468 533	21 366 556
5501900000	Other synthetic filament tow	67 677	95 289	235 641	397 234
5502000000	Artificial filament tow.artificial filament tow.	2 069 972	4 637 733	10 571 766	23 387 839
5503110000	Synthetic staple fibres of nylon/othrpolymides of aramids	8 107	15 467	141 898	259 641
5503190000	Synthetic staple fibres of nylon/othrpolymides oth thn aramids	148 318	149 958	254 911	259 783
5503200000	Synthetic staple fibres of polyesters	10 699 751	22 469 992	20 096 114	41 831 192
5503300000	Synthetic staple fibres of acrylic/modacrylic	2 717 712	5 114 247	8 372 772	15 721 270
5503400000	Synthetic staple fibres of poplypropylene	327 366	822 927	727 935	1 702 913
5503900010	Other synthetic staple fibres of polivinil alcohol	20 341	58 176	76 300	188 738
5503900090	Other synthetic staple fibres of otherthan polivinil alcohol	104 776	194 966	399 914	763 646
5504100000	Artifcl staple fibres of viscose rayon,carded/othwse procsed for s	1 912 774	3 297 365	6 887 912	11 499 139
5504900000	Artifcl staple fibres of viscos rayonnot crded/othwse procs for spin	43 184	201 570	182 380	752 217
5505100000	Waste of man-made fibres ofsynthetic fibres	122 857	466 285	103 141	381 989
5506100000	Synth staple fibres of nylon/oth polyamides crded,comb othwse pr	13 008	28 672	88 817	192 034
5506200000	Synth staple fibres of polyester crded,combed othwse proces for s	218 531	323 053	570 278	868 826
5506300000	Synth staple fibres of acrylic/moda-crylic combed othwse proces fc	49 604	75 448	178 700	269 829
5506900000	Oth synth staple fibres, carded, combothwise processed for spinnir	0	31 536	0	98 689
5507000000	Artificial staple fibres, carded, combothwise processed for spinnir	14	14	330	330
5508100000	Sewing thread of man-made staplefibre of synthetic staple fibres fi	503 562	1 072 979	1 873 422	5 438 609
5508200000	Sewing thread of man-made staplefibre of artifcial staple fibres for	13 200	30 326	58 383	110 376
5509110000	Single yarn cont >=85% by weight ofstaple fibres of nylon/oth poly	9 215	12 745	41 881	177 599
5509120000	Multiple/cabled yarn cont>=85% bywght of staple fibre of nylon/ot	0	2 040	0	77 531
5509210000	Single yarn cont >=85% by weight ofpolyester staple fibres	98 342	365 772	266 226	979 033
5509220000	Multiple (folded)/cabled yarn cont.>=85% of polyester staple fibre:	155 164	213 396	556 865	854 380
5509310000	Single yarn cont >=85% by weight ofacrylic/modacrylic staple fibre	4 115	7 737	36 282	53 754
5509320000	Multiple/cabled yarn cont>=85% byweight of acrylic/modacrylic st	3 370	7 503	22 660	167 720
5509410000	Single yarn cont >=85% by weight ofsynthetic staple fibres	3 196	7 819	89 775	199 795
5509420000	Multiple (folded)/cabled yarn cont.>=85% of synthetic staple fibres:	17 458	37 778	362 733	497 942
5509510000	Oth yarn of polyester staple fibresmixed mainly with artificial stapl	44 098	61 710	177 995	297 561
5509520000	Oth yarn of polyester staple fibresmixed wool/animal hair	329	986	2 779	10 893
5509530000	Oth yarn of polyester staple fibreswith cotton	107 993	257 566	362 968	927 853
5509590000	Oth yarn of polyester staple fibresoth than mixed mainly	20 754	21 032	62 862	64 341
5509610000	Oth yarn of acrylic/modacrylicstaple fbr mixed with wool/animal h	19 643	41 058	151 841	316 992
5509620000	Oth yarn of acrylic/modacrylicstaple fibre mixed with cotton	3 720	3 812	36 470	40 105
5509690000	Oth yarn of acrylic/modacrylicstaple fibre oth thn cotton&animal h	706	707	6 607	6 849
5509990000	Other yarn of synthetic staple fibresoth thn mix with animal hair&c	10	44 092	99	216 243
5510110000	Single yarn cont >=85% by weight ofartificial staple fibres	28 165	106 898	127 615	537 935
5510200000	Oth yarn, mixed mainly/solelywithcont>=85% of weight of artifcl :	0	1 036	0	10 597
5510300000	Other yarn, mixed mainly/solelycont>=85% of weight of cotton	2 702	8 695	64 550	263 042
5510900000	Other yarn of artificial staple fibrescont>=85% of weight of cotton	7 506	10 362	98 909	129 907
5511100000	Yarn of synthetic staple fibres, cont.>=85% weight of such fibres	93 334	203 835	372 270	861 503
5511200000	Yarn of synthetic staple fibres, cont.<85% weight of such fibres	4	198	59	771
5511300000	Yarn of artificial staple fibres put upfor retail sale	1 278	3 013	17 940	58 505
5512110000	Woven fabrics of synthetic staple fibrecont>=85% weight of polyes	98 166	134 748	580 339	805 141
5512190000	Woven fabrcs of synth staple fbr cont>=85% wght,oth than polyest	112 828	374 773	2 144 937	4 843 660
5512210000	Woven fabrics of synthetic staple fibrecont>=85% weight of acrylic	1 805	2 177	22 492	28 887
5512290000	Woven fabrcs of synth staple fbr cont>=85% wght of oth thn acrylic	22 736	47 604	257 485	576 555
5512910000	Oth woven fabrics of synth stple fibrecont>=85% weight of acrylic/	0	418	0	9 979
5512990000	Oth woven fabrics cont>=85% of wghtof acrylic/modacrylic staple f	17 752	32 717	383 994	655 189
5513110000	Woven fbrcs of polyester staple fibresplain weave <=85% mix w/cc	126 857	201 436	871 772	1 452 721
5513120000	3-thread /4-thread twill, incl twillpolyester staple fibres <=85% w/c	25 303	71 204	318 282	774 435
5513130000	Oth woven fbrcs of polyester stple fbr<=85% mixed wght <170 g/m	126 351	311 806	1 125 254	2 489 381
5513190000	Oth woven fabrics <85% mixed cottonweight <170 g/m of cotton	50 712	146 139	287 614	779 473
5513210000	Dyed woven fabrics of polyester staplefibres, plain weave <85% of	157 518	465 775	1 463 109	4 215 949
5513230000	Oth dyed woven fabrics of polyesterstaple fibres <85%, cotton<170	6 546	61 947	116 273	216 855
5513290000	Oth woven fabrics <85% such fibres,mixed cotton <170 g/m	58 121	141 313	632 502	1 304 138
5513310000	Wvn fabrics of yarn of diff color ofpolyester stpe fbrs,plain weave<	27 288	50 404	203 749	396 212
5513390000	Oth woven fabrics<85% of such fibresweight <170 g/m of cotton	2 458	5 536	22 230	52 077
5513410000	Printed polyester staple fibres, plainweave <85% of fbr, cotton<170	677 271	1 700 990	1 233 872	3 068 165
5513490000	Other woven fabrics<85% of fibresweight <170 g/m of cotton	1 906	4 983	13 172	26 727
5514110000	Woven fbrcs of polyester staple fibresplain weave <=85%,cotton >	37 711	111 875	226 136	635 531
5514120000	Bleached or no,3 or 4-thread twill,polyester stpl fbrs<85%,cotton>	2 696	14 828	25 988	130 735

**I.3. IMPOR MENURUT KOMODITI / IMPORT BY HS COMMODITY**  
**\*\*\* FEBRUARI / FEBRUARY 2011 \*\*\***

H S	Uraian Komoditi Commodity Description	Berat Bersih / Net Weight (Kg)		Nilai / Value C.I.F (US\$)	
		Bulan ini	Kumulatif	Bulan ini	Kumulatif
		Current Month	Cum.Jan. to date	Current Month	Cum.Jan. to date
5514190000	Other woven fabrics<85% of fibresmixed weight >170g/m of cotto	117 713	427 553	1 430 414	3 909 829
5514210000	Dyed polyester staple fbrs, plain weavestaple fbrs<85%, cotton >1	1 081	9 084	9 719	68 896
5514220000	Dyed, 3 or 4-thread twill, incl. twillpolyester stpl fbrs<85%,cotton>	32 722	58 383	386 880	610 039
5514230000	Oth dyed woven fabrics of polyesterstaple fbre<85%, cotton >170 (	25 766	25 888	59 729	60 186
5514290000	Other woven fabrics<85% of fibresmixed weight >170g/m of cotto	52 205	137 043	382 298	1 010 886
5514300000	Woven fabrics of synth stple fibre<85%, cotton >170 g/m, diff color	91	713	318	11 446
5514410000	Printed polyester staple fibres, plainweave <85% of fbr, cotton >17	6 006	51 233	69 203	376 719
5514420000	Prnt 3-thread/4-thread twill,incl twlpolyester stple fbr<85%, cottor	37 349	101 912	292 025	823 961
5514490000	Other printed woven fabrics<85% suchfibres, weight >170 g/m of c	30 524	78 953	301 775	552 268
5515110000	Oth woven fabrcs of synth stple fbrs ofpolyester stpl fbr mixed w/v	189 386	487 564	1 683 601	4 409 564
5515120000	Oth woven fabrcs of synth stple fbrs ofpolyester stpl fbr mixed w/r	24 661	87 325	62 101	378 590
5515130000	Oth woven fabrcs of synth stple fbrs ofpolyester stpl fbr mix w/wool	2 758	21 308	58 890	380 158
5515190000	Other woven fabrics of synth stple fbrof other polyester staple fibr	98 008	290 411	1 005 176	3 082 346
5515210000	Oth wvn fbrcs of acrylic/modacrylicmixed/solely with man-made fi	515	1 268	8 174	14 735
5515220000	Oth wvn fbrcs of acrylic/modacrylicmixed/solely w/wool/fine anm	1 800	1 800	16 264	16 264
5515290000	Oth wvn fbrcs of acrylic/modacrylic mixw/other than man-made fil	0	2 237	0	27 389
5515910000	Oth woven fabrics mixed mainly/solelyman-made filaments	1 042	4 095	35 147	136 297
5515990000	Oth woven fabrics mixed mainly/solelywith other than man-made	4 342	13 067	44 416	133 993
5516110000	Unbleached/bleached woven fabrics ofartificial staple fibre;weight	0	36 301	0	313 102
5516120000	Dyed fbrcs of artificial staple fibre;weight>=85% of artficial staple f	21 563	97 874	268 922	1 377 897
5516130000	Woven fabrics of yarns of diff colorweight>=85% of artficial staple	503	1 699	5 926	22 817
5516140000	Printed woven fabrics of yarns of diffcolor; wght>=85% of artficial :	30 899	53 662	242 044	641 753
5516210000	Un/bleached woven fabrics of artificialstaple fibre mix m-m-f;weig	1 812	1 850	37 039	37 341
5516220000	Dyed woven fabrics of artificialstaple fibre mix m-m-f;weight<85%	22 337	98 346	303 766	1 185 607
5516230000	Woven fabrics of yarn of diff colorartificial staple fibre;weight<85%	0	130	0	1 951
5516240000	Printed woven fabrics of artifcl staplefibre mixed with m-m-f;weig	0	2 650	0	74 435
5516310000	Un/bleached woven fabrics of artificialstaple fibre mixed w/wool;v	86	493	2 862	14 949
5516320000	Dyed woven fabrics of artificial staplefibre mixed with wool;weigh	8	27	248	824
5516410000	Un/bleached woven fabrics of artificialstaple fibre mixed cotton;w	1	1	36	36
5516420000	Dyed woven fabrics of artificial staplefibre mixed with cotton;weig	0	54	0	84
5516430000	Woven fabrics of yarn of diff colorsmixed with cotton;weight<85%	20	3 513	1 236	47 519
5516440000	Printed woven fbrcs of artficl staplefibre mixed with cotton;weigh	9 013	9 463	146 318	157 740
5516910000	Other un/bleached woven fabrics ofstaple fbr mixed w/cotton;wei	33	33	288	288
5516920000	Other dyed woven fabrics of artificialstaple fibre mixed cotton;wei	9 080	21 268	93 536	249 750
5516940000	Other printed woven fabrics of artficialstaple fibre mixed cotton;we	62 016	163 193	806 739	2 123 140
5601100000	Sanitary towels & tampons, napkinsliners for baby&similar sanitar	94	10 464	198	24 231
5601210000	Wadding & its articles of man-madefibres	538	2 306	7 039	33 943
5601221000	Wrapped cigarette tow of man-madefibres	7	16 777	5	114 352
5601229000	Other wrapped cigarette tow of man-made fibres	53 384	82 377	362 880	522 080
5601290000	Wrapped cigarette tow of other thanman-made fibres	11 190	31 877	173 809	195 921
5601301000	Polyamide fibre flock of waddingmaterial not exeeding 5 length.	15 328	17 145	50 202	67 416
5601309000	Textile flock & dust mill neps otherthan polyamide fibre flock;<=5 f	3 192	7 118	22 089	39 888
5602100000	Needleloom felt & stitch-bonded fibrecovered/laminated.	39 646	84 423	422 564	919 791
5602210000	Oth felt of wool/fine animal hair,notimpregnated,coated,covered	110	773	5 908	18 314
5602290000	Oth felt of oth textile materials,notimpregnated,coated,covered	11 066	21 728	108 059	252 084
5602900000	Felt, oth thn needleloom&oth felt notimpregnated, coated, covere	15 097	54 964	56 002	185 145
5603110000	Non woven of man-made filament, notimprgnatd,cvred/lminated;v	677 161	1 147 074	2 141 340	3 698 562
5603120000	Non woven of m-m-f, not imprgnated,covred/lminated; 25g/m<we	744 046	2 014 355	2 316 500	6 501 083
5603130000	Non woven of m-m-f, not imprgnated,covred/lminated; 70g/m<we	585 368	1 012 959	1 466 389	2 718 125
5603140000	Non woven of m-m-f, not imprgnated,covered/laminated; weight>	503 793	1 046 580	2 101 743	4 769 306
5603910000	Non woven of other, weight=<25g/m2	445 682	842 160	1 337 024	2 456 602
5603920000	Non woven of other25g/m2 < weighing =<70g/m2	297 886	574 117	1 218 650	2 367 525
5603930000	Non woven of other70g/m2 < weighing =<150g/m2	22 321	79 101	236 316	526 278
5603940000	Non woven of other, weight=<150g/m2	248 953	702 023	1 827 363	4 732 582
5604100000	Rubber thread & cord, textile coveredand the like head 5404/5405	71 702	139 726	408 074	879 608
5604900000	Oth thn rubber thread&cord, textilecoverd&the like head 5404/54	25 063	70 870	302 397	695 305
5605000000	Metallised yarn, whether/not gimped,metallised yarn, whether/nc	11 307	31 414	190 558	272 415
5606000000	Gimped yarn, strip & the like of headgimped yarn, & strip & the lik	45 598	187 269	91 883	622 642
5607210000	Binder/baler twine of sisal/othertextile fibres of genus agave	2 367	2 609	11 905	14 819
5607290000	Othr binder/baler twine of sisal/othertextile fibres of genus agave	26 341	127 180	243 336	752 441
5607410000	Binder/baler twine of polyethylene/polypropylene	13 334	25 537	27 857	58 453
5607490000	Gimp yarn,oth thn binder/balertwine,of polyethyln/polypropyln	481 206	1 131 704	778 097	1 626 508
5607501000	V-belt cord of man-made fibres treatedresorcinol formaldehyde>=	14 343	51 688	230 639	540 067
5607509000	V-belt cord of othr synth fbrs treatedmeasuring more than 10,000	24 075	48 160	186 597	394 795
5607901000	Other gimped yarn, of artificialsfibres, like of heading 5404/5405	9 608	11 820	99 676	110 975
5607902000	Other gimped yarn, of abaca/othhard fbrs,like of headng 5404/54	0	883	0	22 383
5607909000	Other gimped yarn, oth thn of abacaand artificials fibres	23 525	50 785	136 490	330 587
5608110000	Made up fishing net of man-made textilematerials	427 686	804 164	611 126	1 181 189
5608192000	Net bags of man-made textile material	33 131	60 131	137 480	250 384
5608199000	Knotted of twine,oth than man-madetexti. matr.,fishg net&net bag	69 698	78 947	109 622	136 702

**I.3. IMPOR MENURUT KOMODITI / IMPORT BY HS COMMODITY**  
**\*\*\* FEBRUARI / FEBRUARY 2011 \*\*\***

H S	Uraian Komoditi Commodity Description	Berat Bersih / Net Weight (Kg)		Nilai / Value C.I.F (US\$)	
		Bulan ini Current Month	Kumulatif Cum.Jan. to date	Bulan ini Current Month	Kumulatif Cum.Jan. to date
5608900000	Other knotted of twine, cordage/ropemade up fishg net and oth	106 794	204 251	353 773	575 538
5609000000	Articles of yarn, strip/the like of head5404/5405, twine, cordage, rop	92 971	248 078	488 716	1 091 652
5701100000	Articles of yarn, like of head. 5404/5405, of wool/fine animal hair	181	181	23 798	23 798
5701901000	Articles of yarn, like of head. 5404/5405, of cotton, oth text. matr.	0	32 594	0	493 464
5702200000	Floor covering of coconut fibres (coir) not tufted/flocked	6 685	25 317	7 849	32 814
5702310000	Floor cov of pile construct of wool/fine animal hair, not made up, not	5 200	5 200	20 008	20 008
5702320000	Floor cov of pile construct of man-made text mat, not made up, not	33 663	59 504	84 566	189 615
5702391000	Floor cov of pile construct of cotton not made up, not tufted/flocke	0	4 159	0	24 752
5702399000	Floor cov of pile construct of other textile materials, not made up, n	0	236	0	2 156
5702420000	Oth flr cov. of pile construct made up, of man-made textile matr	228 839	320 889	306 579	457 943
5702499000	Oth floor cov. of pile construct made up, oth thn cotton & jute, oth texi	0	1	0	12
5702501000	Oth floor cov. not of pile construct, not made up, of cotton	0	4 079	0	7 776
5702509000	Oth floor cov. not of pile construct, not made up, oth thn cotton & jute	0	8 461	0	12 450
5702920000	Oth floor cov. not of pile construct, made up, of man-made textl matr	52 507	191 632	86 084	322 285
5702991000	Oth flr cov. not of pile construct, made up of cotton, oth textile matr	1 219	1 219	2 110	2 110
5702992000	Oth flr cov. not of pile construct, made up of jute fibres, oth textile mati	0	4	0	374
5703100000	Carpet & oth txtl flr cov., tufted, whthr/not made up, of wool/fine an	748	1 135	67 809	78 939
5703200000	Carpet & oth txtl flr cov., tufted, whthr/not made up, of nyl/n oth ply;	100 025	217 092	391 841	705 626
5703300000	Carpet & oth txtl flr cov., tufted, whthr/not made up, of oth man-m	316 008	645 374	802 514	1 762 133
5703909000	Carpet & oth txtl flr cov., tufted, whthr/nt md up, not ctnn & jute fbr, o	51	529	4 987	7 168
5704100000	Tiles, having a surface <=0,3m, felt, not tufted/flocked, made up/not	2	25	5	77
5704900000	Tiles, having a surface >0,3m, felt, not tufted/flocked, made up/not	304 090	583 096	340 575	723 755
5705900000	Oth carpet & oth txtl flr cov., whthr/not made, oth thn cotton & fibres	411 504	623 007	473 530	810 037
5801100010	Woven pile & chenille fbr, of wool/fine animal hairs, melton cloth(	4 520	20 373	56 498	219 869
5801100090	Woven pile & chenille fbr, of wool/fine anml hairs, oth melton cloth	18 897	19 129	90 061	93 809
5801210000	Uncut weft pile fabrics of cotton other than fabrics of head 5802/58	6 836	6 836	106 977	106 977
5801220000	Cut corduroy of cotton oth than fabric of head 5802/5806	10 810	56 448	100 085	344 007
5801230000	Oth weft pile fabrics of cotton oth thn fabrics of head 5802/5806	544	20 877	10 382	107 052
5801250000	Warp pile fabrics of cotton, cut, other than fabrics of head 5802/58	0	28	0	822
5801310000	Uncut weft pile fbrs of man-made fbrs other than fabrics of head 5	0	6 496	0	54 592
5801320000	Cut corduroy of man-made fibres other than fabrics of head 5802/5	0	294	0	23 168
5801330000	Oth weft pile fabrics of man-made fbrs other than fabrics of head 5	0	314	0	4 772
5801340000	Warp pile fbrs, epingle(uncut) of man-made fbrs oth thn fbr of	1 319	1 319	11 182	11 182
5801350000	Warp pile fabrics of man-made fbrs, cut, other than fabrics of head	31 056	46 249	138 795	254 624
5801360000	Chenille fabrics of man-made fribres other than fabrics of head 580	19 361	31 758	55 635	100 392
5801901000	Oth carpet & text floor covrng of silk than fabrics of head 5802/58	0	729	0	345
5801909000	Oth carpet & text floor covrng of oth than silk/fabrics of head 5802	14 560	40 527	118 571	333 450
5802110000	Unbleachd terry towelling & smlar woven fabrics of cotton oth than	208	18 335	1 297	169 409
5802190000	Bleachd terry towelling & smlar woven fabrics of cotton oth than he	25	213	333	3 663
5802200000	Terry towelling & imilar of oth textile mat fbrs of cotton oth tha	6 033	13 418	108 036	243 738
5802300000	Tufted textile fabrics of cotton other than fabrics of head 5806	0	7 795	0	45 299
5803001000	Gauze, oth thn narrow fbrs of heading 58.06, of cotton	60	65	700	705
5803009000	Gauze, oth thn narrow fbrs of heading 58.06, oth thn cotton	1 412	1 653	25 946	29 936
5804101000	Tulles & other net fabrics of silk, not incl woven fabrics of head 600:	0	340	0	2 694
5804102000	Tulles & other net fbrs of cotton, not incl woven fabrics of head 60	209	506	10 270	24 654
5804109000	Tulles & oth net fbr oth than silk/cotton incl woven fabrics of head 6	11 277	35 066	330 242	891 994
5804210000	Mechanically made lace of man-made fbrs excl fabrics of head 600:	38 360	102 936	1 019 040	2 569 600
5804290000	Mechanically made lace of oth textile mat. excl fabrics of head 600:	35 228	77 794	766 221	1 785 152
5804300000	Mechanically hand-made lace excl. fabric of head 6002 to 6004	2 646	11 465	73 049	219 669
5805009000	Hand-woven tapestries of other than cotton, whether/not made yp	364	872	2 281	5 555
5806101000	Woven pile fabrics of silk other than goods of head 5807	2 649	5 458	43 592	83 180
5806102000	Woven pile fabrics of cotton other than goods of head 5807	677	2 864	87 963	139 953
5806109000	Woven pile fabrics of other than silk/cotton other than goods of he	18 211	27 360	83 329	190 685
5806200000	Oth woven fabrics; weight >=5% of elasto-meric yarn/thread	109 343	322 548	1 572 192	4 209 402
5806311000	Narrow woven fabrics of cotton for mfg of inkd ribbon oth thn goo	1 700	6 783	23 658	93 033
5806312000	Backing for electrical insulating paper other than good of head 580	0	38	0	933
5806313000	Slide fastener ribbons; width <=12mm other than good of head 5807	1 210	10 754	22 588	188 823
5806314000	Webbings used in covering piping, poles and the like but goods of t	3 904	5 792	41 329	62 479
5806319000	Other woven fabrics excluding goods of head 5807	34 484	76 902	803 989	1 574 070
5806321000	Narrow woven fabrics of man-made fibres for seat belt webb excl g	78 632	188 288	547 166	1 261 781
5806322000	Slide fastener ribbon; width <=12mm of mffor seat belt webb excl g	5 700	6 023	33 115	42 567
5806323000	Webbings used in covering piping, poles, other than good of head 5	25	222	170	5 295
5806329000	Woven fbrs of oth than cotton/man-made fbr other than goods of	139 133	432 356	1 223 555	3 360 525
5806391000	Woven fabrics of silk other than goods of head 5807	0	54	0	493
5806399010	Woven fbr for covering, piping, poles, other than goods of head 5	553	771	4 696	7 364
5806399020	Narrow woven fabrics for mfg of ribbon stypewritr, no ink oth than	10 130	26 766	115 097	249 296
5806399030	Narrow fabrics used for slide fastener; width <=12mm	1 932	1 932	17 164	17 164
5806399090	Narrow fabrics used for slide fastener; width >12mm	14 546	40 684	205 377	544 835
5806400000	Fabrics consist of warp without assbld by means of an adhesive	4 544	6 582	36 389	56 000
5807100000	Labels, badges, similar mat of woven, in piece, strip, shape/size, not e	269 622	589 760	4 652 869	13 544 135



**I.3. IMPOR MENURUT KOMODITI / IMPORT BY HS COMMODITY**  
**\*\*\* FEBRUARI / FEBRUARY 2011 \*\*\***

H S	Uraian Komoditi Commodity Description	Berat Bersih / Net Weight (Kg)		Nilai / Value C.I.F (US\$)	
		Bulan ini	Kumulatif	Bulan ini	Kumulatif
		Current Month	Cum.Jan. to date	Current Month	Cum.Jan. to date
5807900010	Labels,badges, similar mat of non wovenfbr in piece,strip,shape/si	10 941	28 790	148 633	433 170
5807900090	Labels,badges, similar mat of oth wovenfbr in piece,strip,shape/siz	39 821	93 110	1 461 820	2 325 717
5808101000	Braid in the piece combined with rubberthreads, without embroid	3 780	4 070	24 921	29 051
5808109000	Braids not in the piece combined withthreads, without embroidery	8 008	10 132	145 183	219 843
5808901000	Oth braids combined with rubber threadswithout embroidery, not	70 038	164 308	842 475	2 012 108
5808909000	Oth braid combined with oth than rubberthreads, without embroic	13 539	21 730	63 819	106 108
5809000000	Woven fabrics of metal thread & wovenfabrics of metallised yarn c	0	517	0	20 959
5810100000	Embroidery without visible ground,in piein strip motifs	29	132	571	1 248
5810910000	Embroidery of cotton, without visiblegorund in piece,in strip motif	88 575	179 908	1 313 225	2 840 625
5810920000	Embroidery of man-made fibres, withoutvisible goround,in piece,ir	46 040	103 668	275 596	1 090 527
5810990000	Embroidery of other textile material,visible goround,in piece,in stri	94 897	223 293	1 281 451	2 792 221
5811000000	Quilted textile prods in the piece,with mat aseembl d othr than em	84 504	262 173	837 051	2 500 110
5901100000	Textile fabrics coated w/gum/amylaceused for covers books and t	1 743	4 201	29 266	68 566
5901901000	Textile fabrics coated w/gum/amylacefor tracing cloth	0	6	0	365
5901902000	Textile fabrics coated w/gum/amylaceprepared painting canvas	10 810	12 800	24 087	42 828
5901909000	Textile fabrics coated w/gum/amylacefor other than tracing cloth/	13 181	29 528	101 005	199 473
5902101000	Chafer canvas type of nylon/oth poly-amides, high tenacity, rubber	42 605	100 251	324 946	687 434
5902109000	Chafer canvas type of nylon/oth poly-amides, high tenacity, not rul	964 391	2 470 776	4 762 399	11 365 750
5902202000	Chafer canvas type of polyester, highnylon, tenacity, rubberised	6 025	13 101	287 040	393 846
5902209000	Chafer canvas type of polyester, highnylon, tenacity, not rubberise	700 655	1 409 267	3 034 527	6 196 651
5902900000	Tyre cord fabric of high tenacity yarn,oth thn nyl n/oth polymd&pol	4 871	6 615	40 685	80 728
5903100000	Textile fabrics impregnat,coat,coverwith polyvinyl chloride	1 422 101	4 305 728	2 604 964	6 482 554
5903200000	Textile fabrics impregnat,coat,coverwith polyurethane	1 334 749	2 660 113	11 158 270	23 625 150
5903901000	Impregnated textile fbrcs of nylon canvcoated with plastics oth tha	98 401	272 165	907 547	2 483 968
5903909000	Oth imprgntd text fbrc of otht han nyloncanvas coated w/plastic ot	327 119	697 306	3 209 743	7 148 251
5904100000	Linoleum, cut to shape/not,coatingapplied on textile backing	5	32 676	47	103 326
5904900000	Oth linoleum, cut to shape/not,coating applied on textile backing	386	1 288	3 219	11 177
5905000000	Textile wall coverings.textile wall coverings.	0	180	0	2 187
5906100000	Adhesive tape;width<=20cm, oth than ofheading 5902	20 333	40 798	342 923	658 089
5906910000	Knitted/crocheted linoleum, whetherof not to shape	22 700	64 192	233 023	516 812
5906999000	Linoleum not for hospital rbrb sheetinwhether/not cut to shape.	124 241	324 104	1 217 531	2 274 430
5907001000	Fabrics impregnated,coated/covered oilof oil-based preparation	320	867	31 073	43 634
5907003000	Textile fbrcs impregnated, coated/covrwith fire resistant chemical	646	1 535	4 033	32 429
5907004000	Fabrics imprgntd,coated/covered flockvelvet, the entire surface of	5	13 845	41	40 915
5907006000	Fabrics impregnated,coated/covered othematerials	38 475	152 776	47 312	210 090
5907009000	Othe textile fabrics not impregnated,covered with othe materials	3 746	8 877	80 911	155 023
5908001000	Wick; incandescent gas mantleswhether/not impregnated	9 399	9 400	30 831	30 847
5908009000	Textile oth than wick; incandescent gasmantles, whether/not impr	0	2	0	12
5909001000	Fire hoses and similar textile tubing	38 006	58 505	197 577	311 158
5909009000	Othe textile hosepiping & similartextile tubing	50 046	76 914	103 604	171 706
5910000000	Transmssn/convyr belts/belting,of textl matrl, whether/not impre	25 102	33 197	500 235	646 284
5911100000	Textile fabrics, felt&felt-lined wovencoated with rubber,leather/ot	192 372	483 394	2 476 376	6 075 245
5911200000	Bolting cloth, whether/not made up	7 448	13 338	74 029	103 073
5911310000	Textile fabrics&felts;weight< 650 g/m,in making/similar machinen	7 492	14 271	823 715	1 907 192
5911320000	Textile fabrics&felts;weight>= 650 g/m,in making/similar machiner	42 341	96 162	2 564 206	5 339 720
5911400000	Straining cloth of a kind used in oilor the like incl that of hair	8 631	13 847	147 683	223 068
5911901000	Textile packings & gaskets used inmaking/similar machinery	5 717	9 321	27 093	153 064
5911909000	Othe than textile packings & gasketsused in making/similar machir	113 666	276 821	1 564 952	3 115 993
6001101000	Unbleached long pile, knitted/crocheted,mercerised	1	1 949	1	16 533
6001109000	Bleached long pile, knitted/crocheted,not mercerised	37 330	65 813	274 505	573 945
6001210000	Looped pile fabrics of cotton,knitted/crocheted	90 565	143 230	1 158 199	1 645 214
6001220000	Looped pile fabric of man made fibre,knitted/crocheted	42 244	85 279	411 679	721 900
6001290000	Looped pile fabric of oth textls matrls,knitted/crocheted	224	1 261	594	20 248
6001910000	Oth pile fabrics, of cotton,knitted/crocheted	87 253	102 562	511 648	606 264
6001921000	Oth pile fabrics, of man made fibres,unbleached	55 084	114 473	542 117	1 155 530
6001929000	Oth pile fabrics, of man made fibres,oth than unbleached	283 825	618 188	2 427 462	5 045 608
6001991000	Unbleached fabrics of othe textilematerials,not mercerised	857	893	2 932	3 212
6001999000	Bleached fabrics of othe textilematerials,not mercerised	42 569	143 770	664 045	1 565 794
6002400000	Knit/croch fbrcs;weight>5% of elastomeyarn,no rubber thread, oth	531 772	973 925	2 473 996	4 935 823
6002900000	Knit/croch fbrcs;weight<5% of elastomeyarn,no rubber thread, oth	1 072 524	2 491 229	11 916 701	26 930 660
6003100000	Knit/croc fbrcs of wool/fine anmalhair, width<=30cm oth than 600	750	1 252	9 630	16 425
6003200000	Knit/crocheted fabrics of cottonwidth<=30cm oth than 60.01/60.0:	246 246	462 008	2 219 374	4 571 034
6003300000	Knit/crocheted fabrics of syntheticfibr, width<=30cm oth than 600	3 929	20 451	59 418	246 474
6003400000	Knit/crocheted fabrics of artificialwidth<=30cm oth than 60.01/60.	2 800	3 651	96 417	116 513
6003900000	Othr knit/croc fabrics, width<=30cmoth than 60.01/60.02	29 305	33 565	128 494	157 699
6004101000	Knitted swimwear fabric;weight 80%synth yarn; 20% elastic yarn	558 346	1 207 317	3 691 276	9 759 964
6004109000	Knitt/crochet fabr, width<=30cmcon.>20%, oth thn of heading 60C	671 479	1 742 202	4 603 056	11 992 630
6004900000	Othe knitted/crocheted fabrics; width<=30cm othe than of heading	254 847	423 699	3 114 684	5 234 331
6005210000	Warp knit fabrics of cotton othe thanof heading 60.01-60.04	5 488	14 145	51 361	137 558
6005220000	Dyed warp knit fabrics of cotton othethan of heading 60.01-60.04	83 805	84 370	571 296	578 349

**I.3. IMPOR MENURUT KOMODITI / IMPORT BY HS COMMODITY**  
**\*\*\* FEBRUARI / FEBRUARY 2011 \*\*\***

H S	Uraian Komoditi Commodity Description	Berat Bersih / Net Weight (Kg)		Nilai / Value C.I.F (US\$)	
		Bulan ini	Kumulatif	Bulan ini	Kumulatif
		Current Month	Cum.Jan. to date	Current Month	Cum.Jan. to date
6005230000	Warp knit fabrics of yarn of diff coloroth than of heading 60.01-60.	91 658	288 038	793 929	2 551 248
6005240000	Printed warp knit fabrics of cotton oththan of heading 60.01-60.04	7 419	23 413	87 060	280 222
6005311000	Wrp knit fbrc,of synthtc,bleach/no,swimwr,of polyester&polybut	38 078	139 549	263 607	1 016 007
6005319000	Wrp knit fbrc,of synthtc,bleach/no,oth thn swimwr,of polystr&poly	220 095	358 421	1 833 005	3 006 160
6005321000	Warp knit fbrc,of synthtc,dyed,swimwr,of polyester&polybutyle	9 316	30 004	106 476	296 147
6005329000	Warp knit fbrc,of synthtc,dyed,oth thn swimwr,of polystr&polybu	151 253	292 021	1 168 372	2 665 376
6005331000	Wrp knit fbrc,of synthtc,yarn diff clrs,swimwr,of polyester&polyb	0	1 264	0	16 617
6005339000	Wrp knit fbrc,of synthtc,yarn diff clrs,oth thn swimwr,of polystr&pi	56 470	134 111	697 190	1 849 501
6005341000	Warp knit fbrc,of synthtc,printed,swimwr,of polyester&polybuty	11	19	49	86
6005349000	Warp knit fbrc,of synthtc,printed,oth thn swimwr,of polystr&poly	3 816	6 018	32 584	54 449
6005420000	Dyed warp knit fabrics of artifical fibroth than of heading 60.01-60.C	19 421	28 220	173 128	244 232
6005900000	Oth warp knit fabrics oth than ofheading 60.01-60.04	224 945	350 010	1 572 362	2 483 805
6006100000	Oth knit/crochtd fbrcs of wool/fineanimal hair oth than of head 60	568	573	6 651	6 656
6006210000	Oth knit/crochtd fbrcs of cottonoth than of heading 60.01-60.04.	9 415	59 183	69 040	536 424
6006220000	Oth dyed knit/crochtd fbrcs of cottonoth than of heading 60.01-60	2 168 054	5 892 888	22 086 284	57 250 322
6006230000	Oth knit/crochtd fbrcs of yarn of difcolor oth than of heading 60.01	7 295	34 427	74 254	240 139
6006240000	Oth printed knit/crochtd fbrcs ofcotton oth than of heading 60.01-	41 548	82 893	457 084	965 822
6006311000	Oth warp knit fbrcs of nylon fibr meshfor as a backngmat material for r	646	3 192	7 823	39 792
6006319000	Oth warp knit fbrcs of oth than ofheading 60.01-60.04.	258 560	952 255	3 189 521	11 224 638
6006321000	Dyed nylon fibre mesh for use as backngmat for mosaic tiles oth th	152 358	433 389	1 775 633	4 614 578
6006329000	Oth dyed nylon fibres material formosaic tiles oth than head of 60C	180 996	672 055	1 908 938	6 227 121
6006330000	Oth knittd/crochetd fbrc synthtc,of yarn of diff colors	828	6 113	3 797	70 756
6006340000	Oth knittd/crochetd fbrc synthtc,printed	66 640	106 290	1 862 964	2 200 259
6006420000	Oth dyed warp knit fabrics of artifici-fibres oth than of head 60.C	181 089	383 996	1 620 916	3 184 567
6006440000	Oth warp knit fabrics of artificialfibres printed oth than of head 60.	0	24 994	0	162 765
6006900000	Oth warp knit fabrics oth than of artcial fibres oth than of head 60C	276 229	506 827	2 305 348	4 200 469
6101200000	Male's wear of cotton oth than ofhead 61.03	753	2 145	25 455	51 945
6101300000	Male's wear of man-made oth thanof head 61.03	208	375	6 817	15 582
6101900000	Male's wear of oth textile materialoth than of head 61.03	188	621	3 822	26 330
6102100000	Female's wear of wool/fine animalhair knitted/crocheted oth than	0	11	0	613
6102200000	Female's wear of cotton,knitted/crocheted oth than of head 6104	552	846	15 189	24 131
6102300000	Female's wear of man-made fibres,knitted/crocheted oth than of f	59	182	3 707	10 811
6102900000	Female's wear of oth textile materials,knitted/crocheted oth than c	11	6 496	641	17 474
6103100000	Mens/boys suits(oth thn swimwr)knitted/crocheted	0	1	0	10
6103220000	Male' ensembles of cotton	1 383	1 383	14 523	14 523
6103290000	Men/boy ensembl of oth textls matrls(oth thnswimwr)knitt/croche	3 906	5 400	34 589	42 193
6103310000	Male's jackets & blazers of wool/fineanimal hair	3	3	35	35
6103320000	Male's jackets & blazers of cotton	614	967	22 384	30 846
6103330000	Male's jackets & blazers of syntheticfibres	1 291	1 998	31 492	46 663
6103391000	Male's jackets & blazers of ramie,linenor silk	8	8	593	593
6103399000	Male's jackets & blazers of oth textilmaterials	26 060	45 889	451 850	764 248
6103420000	Male's trousers,bib&brace overall,breeches&shorts of cotton	19 185	19 868	161 130	185 089
6103430000	Male's trousers,bib&brace overall,breeches&shorts of synthetic fit	2 269	3 760	56 987	134 745
6103490000	Men/boy trousr,bib&brace overll,breech&short of oth textl matrl,k	73	79	2 168	2 310
6104130000	Female's suits of synthetic fibres	6	6	6	6
6104192000	Women/girl suits,of cotton synthtcfibres,of oth textl matrl,knitt/cr	1	2	264	267
6104199000	Female's suits of oth textile material	8 748	20 530	58 352	114 921
6104220000	Female's ensembles of cotton	0	2 624	0	6 007
6104290000	Womens/girls ensembles,of oth textl matrl,knitted/crocheted	34	75	1 115	1 408
6104310000	Female's jackets & blazers of wool/fine animal hair	2	2	807	807
6104320000	Female's jackets & blazers of cotton	1 536	1 957	47 651	56 146
6104330000	Female's jackets & blazers of syntheticfibres	425	549	6 566	9 337
6104390000	Women/girl jackets&blazers,of oth textl matrl,knitt/crochet	184	220	8 893	11 162
6104410000	Dresses of wool/fine animal hair, knitted/crocheted	22	22	2 913	2 913
6104420000	Dressed of cotton	1 650	4 059	102 391	146 364
6104430000	Dressed of synthetic fibres	5 496	9 946	73 050	124 043
6104440000	Dressed of artificial fibres	2 476	3 898	162 861	247 511
6104490000	Dresses of other textile materials	181	8 594	27 980	63 477
6104510000	Female's skirts & divided skirt of woolor fine animal hair	15	15	2 191	2 191
6104520000	Female's skirts & divided skirts ofcotton	1 795	6 875	24 147	43 963
6104530000	Female's skirts & divided skirts ofsynthetic fibres	263	4 130	14 055	27 300
6104590000	Women/girl skirts&devided skirts,of oth textl matrl,knitt/crochet	1 563	20 569	20 066	201 623
6104610000	Female's trousers, bib & brace overallsbreeches & shorts of fine an	30	30	4 224	4 224
6104620000	Female's trousers, bib & brace overallsbreeches & shorts of cotton	29 070	101 988	128 274	374 794
6104630000	Female's trousers, bib & brace overallsbreeches & shorts of synthe	18 751	47 201	95 219	180 261
6104690000	Womn/girl trousr,bib&brace overll,brh&short f oth textl matrl,knit	666	1 672	39 130	89 083
6105100000	Male's wear of cotton, knitted/crocheted	63 040	111 990	708 217	1 022 286
6105201000	Male's wear of synthetic fibres, knittedor crocheted	1 960	2 671	80 030	112 562
6105202000	Male's wear of artificial fibres, knitteor crocheted	53	84	3 606	5 166
6105900000	Men/boy shirts of oth textls matrls,knitt/crochet	155	1 198	1 295	22 764

**I.3. IMPOR MENURUT KOMODITI / IMPORT BY HS COMMODITY**  
**\*\*\* FEBRUARI / FEBRUARY 2011 \*\*\***

H S	Uraian Komoditi Commodity Description	Berat Bersih / Net Weight (Kg)		Nilai / Value C.I.F (US\$)	
		Bulan ini	Kumulatif	Bulan ini	Kumulatif
		Current Month	Cum.Jan. to date	Current Month	Cum.Jan. to date
6106100000	Female's wear of cotton, knitted/crocheted	27 645	132 763	487 465	1 177 510
6106200000	Female's wear of man-made, knitted or crocheted	8 675	18 562	106 919	182 044
6106900000	Womn/girl blous,shirt&shirtblous,oth textl matrI,knitt/crocht	18 405	79 980	106 402	534 604
6107110000	Male's underpants & briefs of cotton	9 978	18 436	175 556	289 649
6107120000	Male's underpants & briefs of man-made fibres	237	476	9 791	22 496
6107190000	Male's underpants & briefs of oth textls matrI	281	841	11 029	12 801
6107210000	Male's nightshirts & pyjamas of cotton	342	2 865	8 947	29 533
6107220000	Male's nightshirt & pyjama of man-made fibres	1	1	12	12
6107290000	Male's nightshirt&pyjamas of oth textls matrI	212	599	1 580	3 405
6107910000	Oth wear articles of cotton	39 871	85 071	89 329	201 711
6107990000	Oth wear male of oth textls matrI	804	805	1 270	1 391
6108110000	Female's slips & petticoats of man-made fibres	66	90	2 824	4 036
6108193000	Female's slips & petticoats of cotton of oth textls matrI	18	18	913	913
6108199090	Female's slips & petticoats oth thnsilk, of oth textls matrI	343	440	17 595	22 378
6108210000	Briefs & panties of cotton	215 531	404 787	815 567	1 522 205
6108220000	Briefs & panties of man-made fibres	45 071	78 374	240 479	416 352
6108290000	Female's brief&pantie, knitt/crochet of oth textls matrI	178 888	306 304	427 268	762 615
6108310000	Nightdresses & pyjamas of cotton	924	1 581	25 896	36 743
6108320000	Nightdresses & pyjamas of man-made fibres	15 377	30 032	56 502	107 356
6108390000	Female nightdress&pyjama, of oth textls matrI, knitt/crochet	3	31 692	230	251 547
6108910000	Negliges, bathrobes, dressing gowns of cotton	0	527	0	9 380
6108920000	Negliges, bathrobes, dressing gowns of man-made fibres	257	352	12 528	16 696
6108990000	Oth female wear, of oth textl matrI, knitted/crocheted	4	14	67	261
6109101000	Men/boys't-shirts, singlets & oth vests, knitted/crocheted of cotton	53 172	78 172	687 067	1 078 464
6109102000	Women/girls't-shirts, singlets & oth vests, knitted/crocheted of cotton	45 317	111 812	819 656	1 449 433
6109901000	Men/boys't-shirts, singlets & oth vests knitt./crocheted of ramie, linen	0	1	0	1
6109902000	Men/boys't-shirts, singlets & oth vests knitted/crocheted of oth man-made fibres	10 921	15 108	502 984	720 645
6109909000	T-shirt, singlet & oth vest, knitt/crochet, of oth textl matrI, oth thn f ran	15 331	48 450	168 278	395 780
6110110000	Jerseys, pullovers, cardigans, waistcoat of wool	208	546	14 444	36 348
6110120000	Jerseys, pullovers, cardigans, waistcoat of cashmir (cashmere) goats	3	13	565	1 696
6110190000	Jerseys, pullovers, cardigans, waistcoat of oth wool/fine animal hair	18	49	697	2 001
6110200000	Jerseys, pullovers, cardigans, waistcoat of cotton	9 150	17 006	483 277	903 075
6110300000	Jerseys, pullovers, cardigans, waistcoat of man-made fibres	4 694	12 626	253 102	601 148
6110900000	Jersey, pullovr, cardign, waistcoat&similar article, knitt/crochet, of oth	379	581	37 541	58 200
6111200000	Babie garment&clothing accessorie, knitt/crochet, of cotton	8 982	18 982	208 790	391 934
6111300000	Babie garment&clothing accessorie, knitt/crochet, of synthtc fibres	2 275	11 295	11 243	28 963
6111900000	Babie garment&clothing accessorie, knitt/crochet, of oth textl matrI	26	50	505	804
6112110000	Track suits of cotton knitted/crocheted	17	18	493	509
6112120000	Track suits of synthetic fibres knitted/crocheted	155	155	4 006	4 006
6112190000	Track suits of oth textl matrI, knitted/crocheted	8	15	22	54
6112200000	Ski suits knitted/crocheted	20	20	816	816
6112310000	Male's swimwear, of synthtc fibr, knitted/crocheted	1 321	4 659	62 645	152 123
6112410000	Female swimwear, of synthtc fibr, knitted/crocheted	3 870	7 667	203 638	363 400
6112490000	Female swimwear, of oth textl matrI, knitted/crocheted	27	61	934	1 627
6113001000	Diver wetsuit, made up of knitt/cochet, fabrics of heading 5903, 5905	389	389	80 691	80 691
6113002000	Protective/safety garmnt fr worker, made-up of knitt/cochet, head 5903	2 287	4 881	15 135	27 311
6113009000	Oth garment, made up of knitt/crochet fabrics of heading 5903, 5905	1 937	6 076	25 555	77 131
6114200000	Oth garments, knitted/crocheted of cotton	169	427	8 985	18 099
6114300000	Oth garments, knitted/crocheted of oth man-made fibres	3 439	3 922	108 742	130 955
6114900000	Oth garments, knitted/crocheted of oth textile materials	2 106	5 642	8 502	28 752
6115100000	Panty hose & tights of graduated compression hosiery	5	11	85	219
6115210000	Panty hose & tights of synthetic fibres, single yarn < 67 decitex, elastic	81	100	2 438	3 332
6115220000	Panty hose & tights of synthetic fibres, single yarn < 67/> 67 decitex, elastic	7 710	15 103	29 187	58 501
6115291000	Stockings, socks, sockettes of cotton single yarn < 67 decitex, elastic/rubberised	1	1 177	48	10 802
6115299000	Panty hose & tights of oth than cotton elasticated/rubberised	331	1 954	7 047	19 426
6115301000	Women's full-length, knee-length hosiery of cotton, single yarn < 67 decitex	2	2	916	916
6115309000	Women's full-length, knee-length hosiery of oth than cotton, single yarn < 67 decitex	62	94	2 546	3 957
6115940000	Oth stockings, socks, of wool/fine animal hair, single yarn < 67 decitex	78	86	4 507	4 899
6115950000	Oth stockings, socks, of cotton, single yarn < 67 decitex	5 392	14 576	102 077	277 677
6115960000	Oth stockings, socks, sockettes of synthetic fibres, single yarn < 67 decitex	16 127	29 080	75 968	126 954
6115990000	Oth stockings, socks, sockettes of oth textile materials, single yarn < 67 decitex	11 106	13 562	28 545	69 332
6116100000	Gloves, mittens, mitts, knitted, croch, impregn., coated/covered plastic	6 023	13 524	91 302	180 860
6116910000	Gloves, mittens, of wool/fine animal hair knitt. not impregn.coat.plastic	0	2	0	474
6116920000	Gloves, mittens, of cotton knitted, croch. not impregnated coated plastic	29	5 109	691	24 659
6116939000	Gloves, mittens, of oth th synthetic fibr knitt. not impregn.coat.plastic	8 548	15 810	89 956	145 950
6116990000	Gloves, mittens, of oth textile materials knitt. not impregn.coat.plastic	204	207	2 059	2 886
6117101000	Shawls, scarves, mufflers, mantillas, & the like of cotton	30	546	1 663	14 114
6117109000	Shawls, scarves, mufflers, mantillas, & the like of oth textile materials	9 851	11 394	31 592	63 672
6117801900	Ties, bow ties & cravats of oth than wool/fine animal hair	0	11	0	190
6117809000	Oth access of oth than wool/fine animal hair	39 747	80 189	578 574	1 172 629

**I.3. IMPOR MENURUT KOMODITI / IMPORT BY HS COMMODITY**  
**\*\*\* FEBRUARI / FEBRUARY 2011 \*\*\***

H S	Uraian Komoditi Commodity Description	Berat Bersih / Net Weight (Kg)		Nilai / Value C.I.F (US\$)	
		Bulan ini	Kumulatif	Bulan ini	Kumulatif
		Current Month	Cum.Jan. to date	Current Month	Cum.Jan. to date
6117900000	Oth parts of garment	31 411	72 433	254 075	644 235
6201110000	Men/boys'overcoats,raincoats,car-coats,cloaks of wool/fine anima	51	388	1 860	20 241
6201120000	Men/boys'overcoats,raincoats,car-coats,cloaks of cotton	166	368	10 818	23 118
6201130000	Men/boys'overcoats,raincoats,car-coats,cloaks of man-made fibre:	73	287	1 234	8 659
6201190020	Men/boys'overcoats,raincoats,car-coatscapes,cloaks of ramie	0	6	0	162
6201190090	Men/boys'overcoats,raincoats,car-coats,cloaks of oth man-made fi	242	1 268	2 546	7 527
6201910000	Men/boys' anorak, wind-cheaters/jacketsof wool/fine animal hair	4	65	129	3 700
6201920000	Men/boys' anorak, wind-cheaters/jacketsof cotton	954	1 834	55 923	104 347
6201930090	Men/boys' anorak, wind-cheaters/jacketsof oth man-made fibres	1 555	3 560	93 769	180 519
6202110000	Women/girls'overcoats,raincoats, car-coats, capes of wool/fine an	0	35	0	2 286
6202120000	Women/girls'overcoats,raincoats, car-coats, capes of cotton	365	699	28 298	54 234
6202130090	Women/girls'overcoats,raincoats, car-coats, capes of oth man-mac	348	742	25 492	46 436
6202190020	Women/girls'overcoats,raincoats, car-coats, capes of ramie	9	16	941	2 032
6202190090	Women/girls'overcoats,raincoats, car-coats, capes of oth textile m.	7	7	807	807
6202910000	Women/girls'anorak,wind-cheater/jacketsof wool/fine animal hair	31	31	1 605	1 605
6202920000	Women/girls'anorak,wind-cheater/jacketsof cotton	797	940	39 668	48 258
6202930090	Women/girls'anorak,wind-cheater/jacketsof oth man-made fibres	511	1 715	38 182	78 201
6202990090	Oth famale wear,of oth textl matrl,oth than silk & ramie	18	18	543	543
6203110000	Men/boys'suits of wool/fine animalhair	20 856	219 132	49 130	424 340
6203120000	Men/boys' suits of synthetic fibres	7	114	125	5 695
6203191000	Men/boys' suits of cotton	489	489	9 412	9 412
6203199090	Male's suits, of oth textl matrl,oth thn silk&ramie,oth thn cotton	15	23	226	352
6203220000	Men/boys' ensembles of cotton	28	157	653	4 528
6203290090	Male's ensembles, of oth textl matrl,oth than silk & ramie	4	5	18	23
6203310000	Men/boys' jackets & blazers of woolor fine animal hair	12 189	70 807	70 846	255 511
6203320000	Men/boys' jackets & blazers of cotton	13 974	42 378	73 763	196 388
6203330000	Men/boys' jackets & blazers of syntheticfibres	1 753	37 652	53 223	197 908
6203390010	Male jact&blazr, of oth textl matrl,of silk	21	21	2 503	2 503
6203390020	Male jact&blazr, of oth textl matrl,of ramie	0	4	0	728
6203390090	Male jact&blazr, of oth textl matrl,oth than silk & ramie	310	426	15 690	26 069
6203410000	Trousr,bib&brace overll,breech&short,of wool/fine animal hair,ma	487	1 308	35 230	88 043
6203421000	Men/boys' bib & brace overalls ofcotton	255	257	7 379	7 487
6203429000	Men/boys' trousers of cotton	75 741	171 834	1 126 486	2 129 683
6203430000	Trousr,bib&brace overll,breech&short,of synthtc fibres,male wear	4 157	11 681	147 451	335 596
6203490090	Trousr,bib&brace overll,breech&short,of oth txtl mtrl,oth thn rami	1 490	8 970	47 177	144 240
6204110000	Women/girls' suits of wool/fineanimal hair	13	13	2 581	2 581
6204120000	Women/girls' suits of cotton	1 927	1 928	30 680	30 781
6204130000	Women/girls'suits of synthetic fibres	16	129	647	6 634
6204190010	Female suit, of oth textl matrl,oth thnswimwear,of silk	7	7	1 326	1 326
6204190090	Female suit, of oth textl matrl,oth thnswimwear,oth than silk & rar	62	1 699	2 694	11 511
6204290090	Female ensembl, of oth textl matrl,oththn swimwear,of silk&ramie	112	179	2 563	3 160
6204310000	Women/girls' jackets & blazers ofwool/fine animal hair	303	484	24 651	37 220
6204320000	Women/girls' jackets & blazers ofcotton	2 113	10 132	96 487	140 382
6204330000	Women/girls' jackets & blazers ofsynthetic fibres	1 565	3 089	107 788	194 750
6204390010	Female jact&blazr,of oth txtl mtrl,oththn swimwear,of silk	5	5	1 291	1 291
6204390020	Female jact&blazr,of oth txtl mtrl,oththn swimwear,of ramie	14	22	1 385	2 619
6204390090	Female jact&blazr,of oth txtl mtrl,oththn swimwear,of silk&ramie	631	750	49 025	55 817
6204410000	Dresses of wool/fine animal hairnot knitted/crocheted	1 254	7 464	9 579	27 486
6204420000	Dresses of cotton	10 589	20 867	220 566	335 224
6204430000	Dresses of synthetic fibres	6 289	19 407	326 963	494 876
6204440000	Dresses of artificial fibres	2 370	3 526	131 820	201 993
6204490010	Female dresses,of oth textl matrl,oththn swimwear,of silk	436	530	60 919	73 267
6204490020	Female dresses,of oth textl matrl,oththn swimwear,of ramie	34	34	2 797	2 797
6204490090	Female dresses,of oth textl matrl,oththn swimwear,of silk&ramie	598	1 792	67 276	93 415
6204510000	Skirts & divided skirts of wool/fineanimal hair	3 519	4 933	7 079	11 018
6204520000	Skirts & divided skirts of cotton	5 310	12 498	111 669	185 624
6204530000	Skirts & divided skirts of syntheticfibres	1 536	3 039	86 565	142 431
6204590010	Feml skirt&dvde skrt, oth txtl mtrl,oththn swimwear,of silk	12	53	2 592	8 089
6204590090	Feml skirt&dvde skrt, oth txtl mtrl,oththn swimwear,of silk&ramie	723	3 485	42 258	75 967
6204610000	Women/girls' trousers,bib&brace overallbreeche,short of wool/fin	55	105	7 833	12 540
6204620000	Women/girls' trousers,bib&brace overallbreeches,shorts of cotton	68 165	197 059	865 623	1 817 175
6204630010	Women/girls' trousers,bib&brace overallbreeches,shorts of batik	14	14	231	231
6204630099	Oth women/girls' flyers coveralls	2 537	14 925	138 359	246 682
6204690010	Trousr,bib&brace overll,breech&short,of oth txtl mtrl,of silk, for w	23	43	4 101	5 904
6204690090	Trousr,bib&brace overll,breech&short,of oth txtl mtrl,oth thn silk&	1 075	59 901	64 593	382 843
6205200000	Men/boys' shirts of cotton	19 962	28 853	669 984	1 100 235
6205300000	Men/boys' shirts of man-made fibres	1 195	1 363	37 712	44 974
6205900010	Male's shirts,of oth textl matrl,of silk	6	6	1 168	1 168
6205900020	Male's shirts,of oth textl matrl,of ramie	9	9	1 301	1 301
6205900090	Male's shirts,of oth textl matrl,oth thn silk&ramie	581	8 927	36 419	69 680

**I.3. IMPOR MENURUT KOMODITI / IMPORT BY HS COMMODITY**  
**\*\*\* FEBRUARI / FEBRUARY 2011 \*\*\***

HS	Uraian Komoditi Commodity Description	Berat Bersih / Net Weight (Kg)		Nilai / Value C.I.F (US\$)	
		Bulan ini	Kumulatif	Bulan ini	Kumulatif
		Current Month	Cum.Jan. to date	Current Month	Cum.Jan. to date
6206100000	Women/girls' blouses, shirts & shirts-blouses of silk/silk waste	746	1 230	58 194	94 902
6206200000	Women/girls' blouses, shirts & shirts-blouses of wool/fine animal f	1 497	43 171	3 458	91 940
6206300000	Women/girls' blouses, shirts & shirts-blouses of cotton	9 808	28 118	562 057	1 075 756
6206400000	Women/girls' blouses, shirts & shirts-blouses of man-made fibres	11 953	35 471	390 287	633 197
6206900010	Female's wear, of oth textl matrl, of silk	236	269	32 235	36 979
6206900020	Female's wear, of oth textl matrl, of ramie	0	7	0	307
6206900090	Female's wear, of oth textl matrl, oth thn silk&ramie	14 492	73 654	75 071	445 282
6207110000	Men/boys' underpants & briefs of cotton	369	1 673	16 827	39 569
6207190000	Men/boys' underpants & briefs of oth textile materials	43	101	1 069	3 841
6207210000	Men/boys' nightshirts & pyjamas of cotton	1 591	1 905	9 351	11 878
6207290010	Male night shirt & pyjam, f oth txtl mtrl, of silk	15	15	1 349	1 349
6207910000	Oth male wear, of cotton	0	20	0	1 235
6207990000	Oth male wear, of oth textl matrl	1	1	3	3
6208110000	Women/girls' slips & petticoat of man-made fibres	364	590	1 449	2 258
6208190090	Female slip & petticoat, of oth textl matrl, oth thn silk&rami	12	16	398	468
6208210000	Women/girls' nightdresses & pyjamas of cotton	6 061	18 683	35 055	74 026
6208220000	Women/girls' nightdresses & pyjamas of man-made fibres	1 594	2 173	3 268	13 377
6208911000	Panties of cotton	16 791	24 150	38 788	58 252
6208919000	Women/girls' singlets of cotton	1 335	1 453	25 485	26 077
6208920000	Female wear of man-made fibres	1 998	2 056	51 672	54 428
6208991000	Female wear of oth textl matrl, of wool or fine animal hair	581	23 088	1 344	58 839
6208999000	Female wear of oth textl matrl, oth thn wool/fine animal hair	89	112	2 909	3 964
6209202000	Babies' t-shirts, shirts, pyjamas, napkins (diapers), & similar articles c	61	2 133	2 046	14 430
6209209010	Babie garmnt & cloth accessri, of cotton, oth wear, suit, pant & similr ai	501	2 225	12 666	73 169
6209209090	Babie garmnt & cloth accessri, of cotton, oth wear, oth thn suit, pant &	583	1 119	25 485	51 802
6209301000	Babies' suits, pants & similar articles of synthetic fibres	12	30	445	1 396
6209302000	Babies' t-shirts, shirts, pyjama, napkins & similar articles of synthetic	465	673	1 340	1 705
6209303000	Babies clothing access of synthetic fibres	8	645	520	9 943
6209900000	Babies garment & clothing accessories, of oth textiles materials	12 013	12 477	102 064	103 384
6210101000	Garmnt, made up of fabr of head 5602 or 5603, protective works ga	807	809	4 568	4 570
6210109000	Garmnt, made up of fabr of head 5602 or 5603, oth thn protective v	196	218	5 458	6 588
6210201000	Oth garmnt of subhead 620111-620119, protective works garments	6 130	6 130	47 502	47 502
6210209000	Oth garmnt of subhead 620111-620119, oth thn protective work ga	9 226	14 668	62 979	81 748
6210309000	Oth garmnt of subhead 620211-620219, oth thn protective work ga	9	1 030	83	16 679
6210400000	Oth male garmnt, made up of fabr of head 5602;5603;5903;5906;5	2 112	21 175	76 621	251 522
6210500000	Oth female garmnt, made up of fabr of head 5602;5603;5903;5906	6 008	7 124	80 516	117 425
6211110090	Men/boys' swimwear of oth than batik	1 530	3 863	41 642	123 989
6211120090	Women/girls' swimwear of oth than batik	104	299	5 043	11 996
6211320000	Men/boys' track suits of cotton	12 089	23 203	20 274	41 320
6211330000	Oth garments, mens/boys, of man-made fibres	219	311	7 877	12 682
6211390000	Oth garments, mens/boys, of oth textile materials	71	132	3 386	6 973
6211420000	Oth garments, womens/girls, of cotton	449	955	23 973	35 967
6211431000	Women/girls' surgical gowns of man-made fibres	2	2	4	4
6211439000	Oth garmnt, males, of man-made fibres, oth than surgical gowns	3 506	28 126	89 843	191 393
6211490000	Oth garmnt, males, of oth textiles materials	380	533	20 062	30 593
6212101000	Brassieres of cotton	2 333	4 153	16 661	38 536
6212109000	Brassieres of oth textile materials	320 741	711 598	1 558 750	3 986 075
6212209000	Girdles & panty-girdles of oth textile materials	4 692	8 719	34 587	154 297
6212309000	Corselettes of oth textile materials	1 987	2 681	7 288	66 324
6212901000	Suspenders, garters of cotton	2	1 107	90	24 450
6212909000	Suspenders, garters of oth textile materials	40 092	115 010	954 947	2 401 191
6213200090	Handkerchiefs, of cotton oth than batik	29 010	29 210	79 397	82 313
6213900099	Handkerchiefs of oth textile materials, oth thn of silk & batik	5	5	75	75
6214100090	Shawls, scarves, mufflers, mantillas, veils' not batik of silk/silk waste	85	258	19 694	51 585
6214200000	Shawl, scarf, muffler, mantilla, veils & the like, of wool/fine animals	8 665	17 453	28 238	54 209
6214300090	Shawls, scarves, mufflers, mantillas, veils' not batik of synthetic fibr	107 968	142 274	246 011	363 148
6214400090	Shawls, scarves, mufflers, mantillas, veils' not batik of artificial fibr	677	1 182	36 706	54 692
6214900090	Shawls, scarves, mufflers, mantillas, veils' not batik of oth textile ma	430	5 743	27 306	81 857
6215100090	Ties, bow ties & cravats' not batik of silk/silk waste	400	724	29 533	52 412
6215200090	Ties, bow ties & cravats' not batik of man-made fibres	3 339	3 419	70 849	72 832
6215900090	Ties, bow ties & cravats of oth textiles materials, oth thn batik	19	21	1 053	1 126
6216001000	Protective work gloves, mittens & mitts	1 129	4 788	18 225	68 019
6216009100	Oth gloves, mittens of wool/fine animal hair	103	775	717	2 292
6216009200	Oth gloves, mittens of cotton, oth than subheading 6216.00.10	21	49	620	1 595
6216009900	Oth gloves, mittens of oth textile materials	3 978	10 738	17 510	59 127
6217100000	Accesories of clothing access oth than of heading 62.12	72 570	140 708	2 891 269	5 296 301
6217900000	Parts of clothing access oth than of heading 62.12	25 640	111 698	539 205	1 893 213
6301100000	Electric blankets	3	138	120	9 763
6301300000	Blankets not electric and travelling rugs, of cotton	28 375	105 300	33 804	165 957
6301400010	Blankt (oth thn elctrc blankt) & travlIngrug, of synthc fibr, of nonwov	0	322	0	6 440

**I.3. IMPOR MENURUT KOMODITI / IMPORT BY HS COMMODITY**  
**\*\*\* FEBRUARI / FEBRUARY 2011 \*\*\***

HS	Uraian Komoditi Commodity Description	Berat Bersih / Net Weight (Kg)		Nilai / Value C.I.F (US\$)	
		Bulan ini	Kumulatif	Bulan ini	Kumulatif
		Current Month	Cum.Jan. to date	Current Month	Cum.Jan. to date
6301400090	Blankt(oth thn elctrc blankt)&travlngrug,of synthc fibr,oth nonwoc	216 761	350 020	250 918	731 950
6301900090	Oth blankets&travelling rugs,oth thn nonwoven fabrics	10	270	11	1 432
6302100000	Bed linen, knitted/crocheted	10 547	10 650	78 632	80 290
6302210000	Bed linen, printed of cotton	11 184	11 298	154 648	156 173
6302229000	Bed linen, printed of man-made fibresof woven fabrics	95	9 469	1 486	210 707
6302290000	Bed linen, printed of oth textilematerials	10	371	240	5 465
6302310000	Oth bed linen of cotton	65 573	68 302	122 974	165 411
6302321000	Oth bed linen of man-made fabricsof nonwoven fabrics	2	15 666	60	37 113
6302329000	Oth bed linen of man-made fabricsof woven fabrics	2 433	22 084	12 901	25 686
6302390000	Oth bed linen of oth textile materials	37	37	932	932
6302400000	Table linen, knitted/crocheted	4	521	80	1 452
6302510090	Oth table linen's not batik of cotton	13	183	193	2 982
6302530090	Oth table linen,of man-made fibresoth than batik	1 262	1 262	2 849	2 849
6302590090	Oth table linen not batik of oth txtlmaterials	24	24	299	299
6302600010	Toilet,kitchen linen,of terry towelling/similar terry fabrics batik, of	45	45	1 094	1 094
6302600090	Toilet,kitchen linen,of terry towelling/similar terry, not batik, of co	251 693	612 177	554 169	1 147 671
6302910090	Oth bed linen not batik of cotton	107 881	227 192	281 382	584 750
6302930090	Oth linen, of man-made fibres,oth thn batik	1 736	2 508	12 313	30 305
6302990000	Oth linen, of oth textile materials	3 160	5 755	22 485	39 219
6303120000	Curtain, blinds, valances, knitted/crocheted of synthetic fibres	208	3 169	1 837	19 720
6303199000	Curtain,knitted/crocheted,of othtextiles materials,oth thn cotton	72 994	76 671	476 126	483 592
6303910000	Curtain not knitted/crochetedof cotton	7	9	158	186
6303920000	Curtain not knitted/crochetedof synthetic fibres	14 555	14 560	113 172	113 595
6303990000	Curtain not knitted/crochetedof oth textile materials	0	2 484	0	9 370
6304191090	Oth furnshng artcl,bedsprd,of cotton,oth thn knitt/crochett,oth tr	17 038	27 357	140 965	205 994
6304199010	Oth furnshng artcl,bedsprd,oth thn cttnnonwvn knitt/crochett,hati	0	4	0	16
6304199090	Oth furnshng artcl,bedsprd,oth thn cttnnonwvn knitt/crochett,oth	2	20	50	284
6304919000	Oth furnshng artcl,oth thn bedsprd,knitt/crocheted, oth thn mosqu	0	55	0	300
6304920000	Oth furnshng artcl,oth thn bedsprd,notknitt/crochet,of cotton	4 843	5 077	47 546	51 530
6304930000	Oth furnshng artcl,oth thn bedsprd,notknitt/crochet,of synthc fibr	6 370	8 786	59 890	74 797
6304990000	Oth furnshng artcl,oth thn bedsprd,notknitt/crochet,of oth txtl mtr	50	157	794	1 054
6305101100	Sack&bag,oth bast fibr head 5303,new,of jute	420 282	566 652	456 071	616 037
6305101900	Sack&bag,oth bast fibr head 5303,new,oth thn jute	554	2 869	2 811	39 756
6305102100	Sack&bag,oth bast fibr head 5303,used,of jute	157 200	193 200	19 807	24 343
6305102900	Sack&bag,oth bast fibr head 5303,used,oth thn jute	121	485	826	3 498
6305200000	Sacks and bags, of cotton	2 311	6 065	35 192	91 528
6305321000	Flexible intermediate bulk containersof nonwovens	0	320	0	4 800
6305329000	Flexible intermediate bulk containersnot knitted/crocheted	2 535	3 349	11 200	17 242
6305331000	Sack,bag of polyethylene/polypropylenestrip knitted/crocheted	29 920	29 920	85 800	85 800
6305332000	Sacks, bags of woven fabrics of stripor the like	0	1	0	55
6305339000	Sack,bag of polyethylene/polypropylenestrip not knitted/crochete	3 004	19 873	4 508	29 994
6305391000	Oth sacks, bags of nonwovensof polyethylene/polypropilene	51	344	14	2 123
6305392000	Oth sacks, bags of knitted/crochetedof polyethylene/polypropilene	72	72	1 495	1 495
6305399000	Oth sacks,bags of not knitted/crochetedof polyethylene/polypropil	19	641	794	5 836
6305909000	Oth sacks, bags	5	5	128	128
6306120000	Tarpaulins, awnings & sunblindsOf synthetic fibres	796 184	1 761 047	610 843	1 826 494
6306199000	Tarpaulins, awnings & sunblinds of oth textile materials :	0	39 203	0	65 195
6306220000	Tents of synthetic fibres	65 944	83 102	273 889	321 785
6306299000	Tents of oth textiles materialsoth than cotton	895	895	17 141	17 141
6306409000	Pneumatic mattressesoth than cotton	0	23 929	0	55 494
6306999000	Oth camping goods of oth textilematerials, wovens	3	3	39	39
6307101000	Floor-cloths,dish-cloths,dusters, cleaning cloths of nonwovens	19 003	19 005	74 129	74 214
6307102000	Floor-cloths,dish-cloths,dusters, cleaning cloths of felts	207	293	2 277	3 145
6307109000	Floor-cloths,dish-cloths,dusters, cleaning cloths of not felts, woven	19 736	65 538	179 024	451 558
6307200000	Life-jackets and life-belts	979	2 219	8 245	193 273
6307903000	Umbrella covers in pre-cut triangularform	0	115	0	320
6307906000	Life harnesses	442	1 605	4 192	14 852
6307909000	Oth made up articles	66 972	230 420	1 836 263	4 325 915
6308000000	Sets consisting of woven fabric&yarn	2 219	2 840	9 759	14 222
6309000000	Worn clothing & oth worn articles.	66 018	115 582	212 394	353 877
6310101000	Used/new rags, sorted	1	1	1	1
6310109000	Scrap twine, cordage, rope and cables worn out articles of those, sc	382 893	710 149	287 074	577 063
6310909000	Scrap twine, cordage, rope and cables worn out articles of those, ur	1 935	3 796	15 895	24 876
6401100000	Waterproof footwear incorp. protectivemetal toe-cap with outer s	15 600	69 263	26 861	113 295
6401920000	Waterproof footwear, covering the anklebut not cover the knee,wi	30	254	853	1 273
6401990000	Oth waterproof footwear with outer soleplastic by stitching, rivetin	14 892	15 436	1 040	4 564
6402190000	Sports footwear with outer soles,rubberor plastics	174 304	319 532	1 924 858	3 259 863
6402200000	Footwear with upper straps/thongs assembled to the sole by mear	751	2 242	12 720	30 660
6402911000	Oth footwear covering the ankle,diving boots	14	14	169	169
6402919000	Oth footwear covering the ankle,oth than diving boots	2 101	11 297	57 353	163 142

**I.3. IMPOR MENURUT KOMODITI / IMPORT BY HS COMMODITY**  
**\*\*\* FEBRUARI / FEBRUARY 2011 \*\*\***

H S	Uraian Komoditi Commodity Description	Berat Bersih / Net Weight (Kg)		Nilai / Value C.I.F (US\$)	
		Bulan ini	Kumulatif	Bulan ini	Kumulatif
		Current Month	Cum.Jan. to date	Current Month	Cum.Jan. to date
6402990000	Footwear not covering the ankle withouter soles, rubbers, plastics	1 433 182	3 092 660	3 452 263	7 391 823
6403191000	Sports footwear fitted with studs, bar& the like,foot ball,running,g	731	745	25 997	26 675
6403199000	Sports footwear not fitted with studs,bar & the like	26 189	46 235	504 729	896 401
6403200000	Footwear,outer soles of leather, uppersof leather straps accros,ins	49	558	1 977	32 004
6403400000	Footwear,incorp. a protective metal toecap base/platform of wood	117 204	263 574	1 184 212	2 639 579
6403510000	Oth footwear with outer sole of leathercovering the ankle	5	1 116	292	34 239
6403590000	Oth footwear with outer sole of leatheroth thn covering the ankle	2 471	27 542	26 649	153 520
6403910000	Oth footwear covering the ankle	6 845	9 249	77 222	111 572
6403990000	Oth footwear oth thn covering the ankle	77 217	130 598	1 282 687	2 456 780
6404111000	Footwear with outer sole f rubbr/plastcsprt footwr fitt w spik, clea	530	530	27 981	27 981
6404119000	Footwear with outer sole f rubbr/plastcsprt footwr fitt w/o spik, ck	45 240	84 065	543 554	970 885
6404190000	Sports footwear for oth purpossewith outer incl. textile materials	116 171	231 984	849 180	1 595 148
6404200000	Footwear with outer soles of leather/composition leather	3 618	13 795	61 330	184 272
6405100000	Oth footwear, with uppers of leather/composition leather	1 164	5 310	205 463	414 172
6405200000	Oth footwear,with uppers of oth textilematerials	158	1 822	10 268	47 112
6405900000	Oth footwear	26 575	123 680	127 451	498 581
6406101000	Uppers & parts thereof, oth than stiffeners of metal	50 015	115 317	193 070	410 290
6406109000	Uppers & parts thereof, oth than stiffeners of oth than metal	192 116	369 877	2 694 575	5 409 670
6406200000	Parts of footwear with outer soles &heels, of rubber/plastics	594 775	1 372 337	3 584 779	7 601 891
6406910000	Parts of footwear of wood	99	635	573	3 237
6406991100	Oth part of footwear of oth materialsof iron/steel	104 043	203 006	947 103	1 586 995
6406991900	Oth part of footwear of oth materialsoth thn iron/steel, copper	33 747	47 430	231 783	426 868
6406992100	Oth part of footwear of oth materialsof rubber/plastic in-soles	49 449	113 205	328 769	711 299
6406992900	Oth part of footwear of oth materialsof rubber/plastic out-soles	135 184	278 938	1 623 433	2 958 602
6406999000	Oth parts of footwear	164 158	398 662	2 015 579	3 905 848
6501000000	Hat-forms,bodies,hood of felt,not blockshape, not brims, plateau,x	66	276	55	4 166
6504000000	Hats,oth headgear/plaited,by assemblingstrips of any material, trir	203	1 969	7 836	34 140
6505100000	Hat&oth headgear, knitt/crochet,hair-nets	2 603	11 312	28 003	137 566
6505900000	Hat&oth headgear, knitt/crochet,oth than hair-nets	15 628	40 116	209 593	455 765
6506101000	Protective helmets for motorcyclistswhether/not lined/trimmed	21 418	25 760	80 810	84 865
6506102000	Industrial safety helmets, oth thansteel helmets whether/not lined	16 970	34 759	139 957	271 495
6506109000	Oth safety headgear	5 636	35 062	146 059	493 916
6506910000	Oth headgear of rubber/of plastics	1 140	3 480	4 544	30 189
6506999000	Nonwoven oth than disposable headgearof oth materials	7 476	9 398	10 315	22 829
6507000000	Head-band,lining,cover,hat foundation,hat frame,peak&chinstrap;	28 729	50 992	248 702	426 859
6601100000	Garden/similar umbrellas	2 133	5 168	10 964	30 481
6601910000	Umbrellas having a telescopic shaft	57 496	82 648	108 588	168 703
6601990000	Umbrellas not having a telescopic shaft	704 168	1 861 603	1 093 772	2 889 688
6602000000	Walking-sticks, seat-sticks, whips,riding crops & the like.	1 721	17 633	1 390	52 608
6603200000	Umbrella frames, including framesmounted on shafts (sticks)	32 835	77 104	59 023	130 432
6603901000	Parts for articles of heading 66.01	8 730	44 739	11 086	54 759
6603902000	Parts for articles of heading 66.02	0	1	0	377
6701000000	Skin&oth part f bird w their feathr/down, feathr/down,feathr,part	694	7 974	6 023	13 449
6702100000	Artificial flower, foliage,fruit, partsof plastics	81 186	179 012	291 332	567 359
6702900000	Artificial flower, foliage,fruit, partsof oth materials	69 961	82 349	188 149	266 618
6703000000	Human hair, dressed, thinned,bleached,othwise worked for wigs/t	8 522	14 652	185 097	612 248
6704110000	Complete wigs of synthetic materials	102	1 123	598	30 177
6704190000	False beards, eyebrows,eyelashes,switches of synthetic materials	1 262	6 017	35 680	172 939
6704200000	Wigs, false beards, eyebrows,eyelashes,of human hair	9	10	1 641	1 643
6704900000	Wigs, false beards, eyebrows,eyelashes,of oth materials	4 650	9 338	73 611	135 851
6801000000	Setts, curbstones & flagstones, ofnatural stone (except slate)	140 000	287 003	21 189	46 701
6802100000	Tiles, cubes,similar articles, square<7 cm, art. colored, chipping & f	46	46	16	16
6802210000	Marble, travertine & alabaster, simplycut/sawn a flat/even surface	1 029 082	2 447 543	253 017	732 424
6802230010	Oth monumntl/buildng ston&artcl thereof,granite polished slabs	869 781	2 009 950	259 717	631 486
6802230090	Oth monumntl/buildng ston&artcl thereof,granite oth thn polishec	42 440	230 604	26 485	105 184
6802290000	Monumental/building stone, simplycut/sawn a flat/even surface	61 014	61 128	18 594	23 209
6802910000	Marble, travertine & alabaster, futherworked	440 231	1 872 772	113 492	505 899
6802930000	Granite further worked	450 609	1 960 781	138 365	660 249
6802990000	Monumental/building stone, furtherworked	30 310	83 562	15 469	30 135
6803000090	Slate(work&article/of agglomerat)oth thn slabs/roofing slates	69 308	194 463	22 793	73 840
6804100000	Millstones & grindstones for milling,grinding/pulping	552 940	1 168 343	1 188 762	2 461 476
6804210000	Millstones, grindstones, grinding ofagglomerated synthetic/natura	158 261	282 310	975 126	2 020 717
6804220000	Oth millstone,grindstone,grinding wheel&the like of oth agglomer	526 058	1 017 865	1 391 701	2 861 227
6804230000	Oth millstone,grindstone,grinding wheel&the like of natural stone	99 145	331 063	204 243	487 618
6804300000	Hand sharpening/polishing stones	344 099	690 971	260 937	505 670
6805100000	Natural, art. abrasive powder,grainon a base of woven textile fabri	311 432	575 068	1 215 820	2 067 099
6805201000	Polishing discs on base of paper/paperboard only	35 865	46 887	161 878	219 594
6805209000	Oth natural abrasive on base of paperor paperboard only	198 706	528 832	464 527	863 520
6805300010	Abrasiv powder/grain,natural/artificial,base of oth materl,polishin	23 620	78 151	71 163	230 785
6805300090	Abrasiv powder/grain,natural/artificial,base of oth materl,oth thn	27 150	223 644	242 052	525 753

**I.3. IMPOR MENURUT KOMODITI / IMPORT BY HS COMMODITY**  
**\*\*\* FEBRUARI / FEBRUARY 2011 \*\*\***

H S	Uraian Komoditi Commodity Description	Berat Bersih / Net Weight (Kg)		Nilai / Value C.I.F (US\$)	
		Bulan ini	Kumulatif	Bulan ini	Kumulatif
		Current Month	Cum.Jan. to date	Current Month	Cum.Jan. to date
6806100000	Slag wool, rock wool & similar mineralwools, in bulk, sheets/rolls	700 127	1 554 235	1 635 289	2 515 044
6806200000	Exfoliated vermiculite, expanded clays, foamed slag, similar exp. mir	2 241	6 316	11 489	40 600
6806900000	Insulating, sound-insulating/sound-absorbing mineral materials	170 897	376 767	481 446	909 659
6807100000	Articles of asphalt/of similar material in rolls	420 984	1 171 230	256 603	770 041
6807900000	Oth articles asphalt/similar material	402 420	1 775 764	332 109	1 336 704
6808000000	Panels, boards, tiles, & similar art.of vegetable fibre, agg with cem	238 200	456 599	132 891	208 896
6809110000	Boards, sheets faced, reinforced with paper/board only	2 246 745	3 918 675	378 063	666 192
6809190000	Board, sheet not faced, reinforced with paper/board only	2 019 913	3 489 557	369 016	806 040
6809909000	Articles of plaster/of compositions based on plaster oth than denta	12	1 362	36	1 345
6810110000	Tile, flagstone, bricks similar article building blocks & bricks	119 753	441 065	52 775	293 071
6810190000	Tile, flagstone, bricks similar article oth thn building block & brick	6 924	63 488	117 983	323 512
6810910010	Prefabrcat structrl componnt for build/civil engineering concrete b	690 655	831 899	53 633	78 342
6810910090	Prefabrcat structrl componnt for build/civil engineer oth thn concr	1 180	1 180	2 760	2 760
6810990010	Cassions	0	21 302	0	29 091
6810990090	Oth prefabricated structural component	30 840	32 793	25 186	30 965
6811400000	Article of cemnt, cellulose fibr/the like containing asbestos	57 788	93 122	23 861	35 592
6811810000	Article of cemnt, cellulose fibr/the like not containing asbestos corr	3 690	7 937	2 670	3 660
6811820000	Article of cemnt, cellulose fibr/the like oth sheet, panel, tile & similar	1 274 843	2 396 472	482 397	835 071
6811830000	Article of cemnt, cellulose fibr/the like tubes, pipes and tubes/pipe f	4 909	30 412	32 440	1 070 376
6811890000	Oth article of cement, cellulose fiber/the like	3 536	3 793	21 210	34 661
6812801000	Cloth & accessori, paper, millboard & felt, fabricated crocidolite fibres	942	5 077	7 062	29 739
6812809000	Oth thn cloth & accessori, millboard & felt, paper, fabricated crocidolit	55 158	117 468	697 995	1 244 106
6812910000	Oth fabricat asbestos fibres; mix with aasbestos, cloth & accessr, foot	1 256	1 256	8 400	8 400
6812920000	Oth fabricat asbestos fibres; mix with aasbestos, paper, millboard & f	17 666	23 684	16 096	101 163
6812930000	Oth fabricat asbestos fibres; mix with aasbstos, compres fbrs joint, ir	23 584	66 415	32 026	109 706
6812991000	Oth fabricat asbestos fibres; mix with aasbests, cloth & accessori, pap	163	749	2 737	8 658
6812999000	Oth fabricat asbestos fibres; mix with aasbestos, oth woven/knitted	10 453	105 546	59 172	238 747
6813200000	Friction material and articles thereof containing asbestos	43 935	96 990	228 501	458 229
6813810000	Friction material & article thereof not containing asbestos brake linii	96 466	167 207	1 044 207	2 592 910
6813890000	Friction material & article thereof not containng asbests oth brake li	62 151	275 830	1 249 884	2 575 224
6814100010	Worked mica & articles of mica, agglomerated, sheets, strips, simply	19 132	39 906	41 957	109 642
6814100090	Oth worked mica & articles of mica, agglomerated, reconstituted	7 285	46 334	14 702	54 173
6814900010	Worked mica & articles of mica, in rolls & pieces, simply cut to sha	1 706	1 847	19 794	19 945
6814900090	Oths worked mica & articles of mica	1 845	1 960	89 006	103 381
6815101000	Yarn/thread non-electrical articles graphite/carbon	3 736	9 820	76 314	187 407
6815102000	Bricks, paving slabs, floor tiles, etnon electrical articles graphite/c	20 325	115 050	18 377	64 065
6815109000	Oth non electrical articles graphite or carbon	9 040	25 183	92 068	238 570
6815910000	Articles of stone, contents magnesite, dolomite/chromite	1 917	2 456	3 613	4 528
6815990000	Oth articles of stone, oth thn content magnesite, dolomite/chromite	16 993	34 299	54 182	169 481
6901000000	Bricks, blocks, tiles & oth ceramic goods of siliceous fossil meals/of s	17	359	339	5 418
6902100000	Goods of siliceous cont by weight, singly/together mg, ca, cr > 50%	2 062 009	4 855 510	2 045 394	3 956 179
6902200000	Goods of siliceous cont by weight, singly/together alumina, silica > 5	2 238 261	5 889 670	2 146 515	5 010 804
6902900000	Goods of siliceous cont by weight, of oth metals compound	2 516 758	5 496 749	2 261 184	4 645 858
6903100000	Oth refractory ceramic goods cont by weight, graphite/carbon > 50	19 026	34 288	105 725	174 989
6903200000	Oth refractory ceramic goods cont by weight, alumina/silica > 50%	58 495	188 441	181 539	375 120
6903900000	Oth refractory ceramic goods cont by weight, oth metal compound	416 425	661 482	1 310 419	2 349 387
6904100000	Ceramics building bricks	522	522	2 733	2 733
6904900000	Flooring blocks, support/filler tiles & the like	50	3 208	933	77 633
6905100000	Roofing tiles of ceramic	36 206	75 976	25 142	44 493
6905909000	Chimney-pots, cowls, chimney liners, architectural ornaments & oth	17	17	785	785
6906000000	Ceramic pipes, conduits, guttering, pipe fittings.	0	251	0	5 767
6907900000	Oth thn tile, cube & similar article, whether/not rectangular, circle < 7c	19 340 782	40 294 356	5 870 212	12 138 084
6908901000	Oth thn tile, cube & similar articl, whethr/not rectangular, circle >= 7c	51 158	144 879	15 181	58 250
6908909000	Oth tiles	4 350 623	7 701 920	1 502 043	2 586 762
6909110000	Ceramic wares for laboratory, chemical or oth technical of porcelai	120 075	330 372	199 307	538 789
6909120000	Ceramic wares having a hardness >= 9 the mohs scale	578 952	720 368	636 332	815 538
6909190000	Oth ceramic wares for laboratory, chemical/oth technical uses	49 579	144 710	278 500	715 859
6909900000	Ceramic trough, tub, used in agriculture ceramic pots, jars for packin	130	10 906	15 914	36 868
6910100000	Ceramic sinks, wash basins, wash basin of porcelain/china	653 921	1 354 131	530 728	1 109 799
6910900000	Ceramic sinks, wash basins, wash basin of oth than porcelain/china	66 670	255 693	97 475	369 402
6911100000	Tableware & kitchenware of porcelain/china	1 750 975	3 971 090	787 341	1 744 968
6911900000	Oth household, toilet articles of porcelain/china	64 201	64 409	48 157	50 313
6912000000	Tableware & kitchenware, oth household toilet art, oth than porcel	50 401	125 822	76 340	156 296
6913100000	Statuettes & oth ornamental ceramic art. of porcelain/china	48 508	125 904	30 356	91 498
6913900000	Statuettes & oth ornamental ceramic art. of oth than porcelain/chin	3 176	37 682	34 662	59 833
6914100000	Oth ceramic articles of porcelain/china	43 081	76 870	22 064	128 443
6914900000	Oth ceramic articles of oth than porcelain/china	694	24 389	58 497	161 952
7001000000	Cullet & oth waste & scrap of glass; glass in the mass.	4 181 737	4 324 230	321 901	330 694
7002100000	Glass in balls	0	10 834	0	40 201
7002200000	Glass in rods	38	175 390	317	237 186



**I.3. IMPOR MENURUT KOMODITI / IMPORT BY HS COMMODITY**  
**\*\*\* FEBRUARI / FEBRUARY 2011 \*\*\***

HS	Uraian Komoditi Commodity Description	Berat Bersih / Net Weight (Kg)		Nilai / Value C.I.F (US\$)	
		Bulan ini	Kumulatif	Bulan ini	Kumulatif
		Current Month	Cum.Jan. to date	Current Month	Cum.Jan. to date
7002311000	Fused quartz/oth fused silica forvacuum tubes	22	378	3 410	11 704
7002319010	Fused quartz/oth fused silica forenamel glass	1	168	82	314
7002319090	Glass in ball,tube of fused quartz/othfuse silca,oth thn boro silict gl	87 100	220 594	141 950	431 748
7002329010	Glass having a linear coefficient 0-300celcius for venamel glass	623 105	1 068 067	1 190 490	2 043 387
7002329090	Glass having a linear coefficient 0-300celc oth thn vacuum/boro silic	10 078	32 101	24 856	46 317
7002391000	Oth transparent neutral glass forvacuum tubes	40	929	4 553	6 837
7002399010	Oth transparent neutral glass for enamelglass	6	322	15	10 359
7002399090	Oth glass having linear coeff. 0-300coth thn vacuum&boro silict glas	8 783	9 260	10 899	30 707
7003121000	Optical colored glass, not opticallyworked	0	16 434	0	169 542
7003122000	Non wired sheets,in squares/rectangularshape incl.1,2,3,4 corners	119 314	212 804	266 689	604 631
7003199000	Oth non-wired sheets not colored glassor profiles	361 361	401 625	330 896	690 691
7003200000	Cast glass and rolled glass,wired sheets	0	111	0	925
7004201000	Optical drawn,blown glass,not opticallyworked opacified, flashed, i	14	14	430	430
7004209000	Optical drawn, blown glass, opticallyworked,flashed,opacified, abs	445	923	15 011	32 599
7004909000	Oth optical drawn,blown glass,opticallyworked,flashed,opacified, z	2	99 001	14	40 446
7005109000	Float glass in sheet, optically workedflashed, opacified, absorbent	38 847	38 884	34 620	34 726
7005211000	Oth non-wired glass, colored, opacifiedoptical glass, not optically v	0	1 585	0	7 663
7005219000	Oth non-wired glass, colored, opticallyworked, flashed, opacified	855 981	1 144 878	353 715	501 372
7005291000	Oth non-wired glass, not colored, notoptically worked	42 000	87 500	16 342	39 167
7005299000	Oth non-wired glass, not colored,optically worked	278 572	392 354	219 482	312 561
7006001000	Optical glass, not optically workedfor glass of heading 70,03,70.04,	13 405	13 405	7 850	7 850
7006009000	Optical glass, optically worked forglass of heading 70,03,70.04,70.0	203 711	454 421	291 755	666 180
7007111000	Toughened (tempered) safety glasssuitable for vehicles of chapter	87 290	210 305	385 706	970 803
7007113000	Toughened (tempered) safety glass suitable for railway/tramway, (	0	212	0	3 183
7007191000	Toughened (tempered) safety glass suitable for earth moving mact	94	438	3 204	11 132
7007199000	Toughened (tempered) safety glass suitable for oth machinery	68 037	215 286	108 609	243 234
7007211000	Laminated safety glass suitable forvehicles of chapter 87	31 772	80 118	126 903	311 640
7007212000	Laminated safety glass suitable foraircraft/spacecraft of chapter 8E	0	1	0	364
7007291000	Laminated safety glass suitable forearth moving machinery	19	29	338	720
7007299000	Laminated safety glass suitable foroth machinery	7 697	26 926	46 766	123 998
7008000000	Multiple-walled insulating units ofglass.	189 465	298 269	298 041	419 310
7009100000	Rear-view mirrors for vehicles	208 585	434 138	1 259 778	2 375 776
7009910000	Glass mirros, unframed	388 525	775 630	631 378	1 400 135
7009920000	Glass mirros, framed	66 472	153 176	305 855	552 781
7010100000	Ampoules of glass	39 149	77 037	367 328	629 956
7010200000	Stoppers, lids & oth closures of glass	843	17 913	20 675	130 215
7010901000	Carboys, demijohns & bottles for injectables of a capacity > 1ltr, of	329	1 187	217	3 563
7010902000	Bottles & vials for antibiotics, serums& oth injectables of capacity <	186 633	337 739	193 757	283 157
7010903000	Oth bottles for intravenous fluids ofglass	55 011	100 758	69 942	151 252
7010909000	Flask, jars, pots, phials, oth containerof glass	5 020 932	9 625 172	3 122 214	6 458 716
7011101000	Stem for electric lighting	7 001	8 709	11 204	92 676
7011109000	Glass envelops for electric lightingoth than stem	338 568	1 068 695	315 003	1 167 374
7011201000	Television tubes, cathode-ray tubes	4 884 927	11 753 698	3 816 191	9 255 951
7011209000	Cathode-ray tubes, oth than television	18	18	1 759	1 759
7011900000	Oth glass envelopes, bulbs,tubes,open & glass parts thrf, without fi	122	726	1 244	23 647
7013100000	Glassware of a kind used for table,kitchen, toilet, office of glass-cer	99 593	159 578	246 374	407 684
7013280000	Stemware drinking glasses, neitherglass-ceramics nor lead crystal	86 001	208 822	103 173	323 241
7013370000	Other drinking glasses, neitherglass-ceramics nor lead crystal	190 039	346 141	299 727	620 089
7013410000	Glassware for table (not drinking glass)kitchen purposes, of lead cr	5	2 413	1 496	5 108
7013420000	Glassware for table (not drinking glass)ktchn,linear coef<5x10-6/Kc	14 808	79 322	20 631	78 587
7013490000	Oth glassware for table(not drink glass)kitchen purposes, not cerar	204 335	326 479	405 298	646 477
7013910000	Other glassware of lead crystal	1 217	2 625	3 049	5 161
7013990000	Other glassware	553 624	1 058 854	743 244	1 453 184
7014001000	Signalling glassware & optical elementfor motor vehicles	429	9 830	4 362	32 585
7014009010	Lighthouse lamp,ship/locomotive/railwaylntern, aircraft, beacons	260	561	48 166	80 621
7014009090	Other signalling glassware & opticalelements of glass, not optically	6 474	18 996	33 370	67 733
7015100000	Glasses for corrective spectacles	19 748	39 640	113 236	575 408
7015901000	Clock or watch glasses	412 803	413 230	98 351	108 244
7015909000	Glasses for non-corrective spectacles;hollow glass spheres & their	651	1 418	10 283	34 555
7016100000	Glass cubes & oth glass smallwares,for mosaics or decorative purp	60 662	118 108	53 102	105 054
7016900000	Oth articles of moulded glass; leadedlights; multicellular & smlr for	1 755 404	2 637 196	825 578	1 351 863
7017101000	Quartz reactor tubes and holders,for production of semiconductor	24	2 621	1 043	15 083
7017109000	Other laboratory or pharmaceuticalof fused quartz or oth fused sili	9 064	22 469	158 565	363 772
7017200000	Laboratory, hygienic/pharmaceutical withcoef< 5x10-6/kelvin, 0 - 3C	4 257	12 562	83 565	142 454
7017900000	Laboratory, hygienic/pharmaceuticalglassware, fused quartz/oth fi	5 107	16 835	82 463	200 199
7018100000	Glass beads, imitation pearls,imitation precious & glass smallware:	305 239	710 058	443 647	1 206 227
7018200000	Glass microspheres <=1mm in diameter	500	24 567	6 661	16 425
7018900000	Glass eyes, not prsthtc artcls, ornamntof lamp-worked glass,not im	80 218	201 489	224 017	449 563
7019110000	Chopped strands,of a length <= 50 mm	169 584	288 329	343 285	572 768
7019120000	Rovings of glass fibres	355 800	1 376 267	312 033	1 086 211

**I.3. IMPOR MENURUT KOMODITI / IMPORT BY HS COMMODITY**  
**\*\*\* FEBRUARI / FEBRUARY 2011 \*\*\***

HS	Uraian Komoditi Commodity Description	Berat Bersih / Net Weight (Kg)		Nilai / Value C.I.F (US\$)	
		Bulan ini Current Month	Kumulatif Cum.Jan. to date	Bulan ini Current Month	Kumulatif Cum.Jan. to date
7019191000	Yarn of glass fibres	25 788	49 990	86 850	108 911
7019199000	Sliver & chopped strand of glass fibers	80 110	205 539	521 433	901 541
7019310000	Mats of glass fibres	678 840	1 379 892	920 471	1 871 003
7019320000	Thin sheets (voiles) of glass fibres	12 152	18 606	75 924	110 143
7019391000	Asphalt/coal-tar impregnated glass-fibreouterwrap for pipelines	46 278	70 089	69 227	102 661
7019399000	Mattresses,boards and similarnonwoven products of glass fibres	362 933	591 477	538 767	1 208 549
7019400000	Woven fabrics of glass fibres rovings	173 370	386 878	293 556	498 655
7019510000	Oth woven fabric,of a width <= 30 cm	2 588	17 406	18 485	110 288
7019520000	Oth woven fabric,of a width > 30 cmplain weave, of single yarn	151	13 174	4 827	33 388
7019590000	Oth woven fabric,of a width > 30 cm	5 645	27 264	49 988	117 162
7019903000	Escape chutes of glass fibres	0	6	0	256
7019909000	Other articles of glass fibres	535 118	829 954	571 111	1 018 523
7020001100	Glass moulds for the manufacture of acrylic goods	1 389	1 389	26 144	26 144
7020001900	Glass moulds for other purposes	4 212	8 846	76 431	127 715
7020009000	Other articles of glass.	323 729	681 506	659 611	1 333 372
7101220000	Cultured pearls, worked	0	13	0	892
7103910000	Rubies, sapphires & emeralds, worked	0	200	0	175 836
7103990000	Other precious stones, worked	0	3	0	279
7104101000	Piezo-electric quartz, unworke	0	1	0	560
7104102000	Piezo-electric quartz, worked	1 158	1 158	26 991	26 991
7104900000	Other synthetic precious stones,worked	14 223	14 248	9 372	17 179
7105100000	Dust and powder of diamonds	128	204	5 983	9 190
7105900000	Dust & powder of other natural orsynthetic precious/semi preciou:	0	67	0	1 075
7106100000	Silver powder	1 825	1 979	18 429	23 564
7106910000	Silver, unwrought	1 374	9 297	1 658 581	3 258 204
7106920000	Silver, semi-manufactured	2 415	5 256	728 321	939 092
7107000000	Base metals clad with silver,notfurther worked than semi-manuf:	122	122	103 891	103 891
7108121000	Gold in lumps, ingots or cast bars	54	131	2 396 681	4 272 378
7108129000	Gold in other unwrought forms :	460	841	1 283 527	2 688 916
7108130000	Gold,non monetary,oth semi-manufacturedform	385	444	989 146	1 153 331
7109000000	Base metals/silver,clad with gold notfurther worked than semi-ma	6	10	62 333	156 061
7110111000	Platinum, in lumps, ingots, cast bars,powder or sponge	0	30	0	22
7110190000	Platinum, wrought	2	21	1 277	11 106
7110212000	Palladum in lumps, ingots, cast bars,powder or sponge	10	15	1 221	1 775
7110219000	Palladum, unwrouht, in other form	64	179	470	1 167
7110319000	Rhodium, unwrouht, in other form	5	5	234	234
7110411000	Iridium, osmium & ruthenium in lumpingots,cast bars,powder or :	6	86	603	6 656
7110419000	Iridium, osmium and ruthenium, inother forms, unwrought	2 401	3 755	12 865	22 092
7110490000	Iridium, osmium & ruthenium, wrought	0	26	0	1 592
7112999000	Waste & scrap of oth precious metal	153	153	3 156	3 156
7113111000	Parts of jewellery of silver	235	685	351 741	1 403 326
7113119000	Jewellery of silver	391	454	50 581	52 524
7113191000	Parts of jewellery of other preciousmetal	526	627	1 487	1 643
7113199000	Jewellery of other precious metal	2 464	4 312	15 181	39 780
7113209000	Jewellery of base metal, clad withprecious metal	30 729	34 386	18 760	27 457
7114110000	Articles of silversmiths wares ofsilver, whether or not plated or cla	0	72	0	420
7114200000	Articles of goldsmiths wares ofbase metals, clad with precious met	49	104	120	802
7115100000	Catalysts of platinum, in the formof wire cloth or grill	3	92	71	3 622
7115901000	Other articles of golds or silver	19 007	62 705	1 178 718	3 465 660
7115902000	Other articles of metal clad with goldor silver	0	1	0	16 749
7115909000	Oth articles of precious metal/of metalclad with precious metal	0	6	0	1 860
7116200000	Articles of precious/semi-preciousstones(natural/synthetic/recons	2	9	7 738	31 309
7117111000	Parts cuff-links and studs, of basemetal, whether or not plated	798	976	46 816	47 856
7117119000	Cuff-links and studs of base metalwhether/not plated with preciou	1 396	28 892	4 108	29 451
7117191000	Bangles of base metal, whether or notplated with precious metal	9 138	16 511	30 298	53 952
7117192000	Parts of oth imitation jewelleryof base metal, whether or not plate	1 111	2 002	27 271	48 520
7117199000	Other imitation jewellery of base metalwhether or not plated	143 388	557 640	555 665	1 677 713
7117901000	Bangles	423	2 229	6 067	16 427
7117902000	Other imitation jewellery	124 378	344 929	481 769	1 198 507
7117909000	Parts of imitation jewellery	8 275	8 960	40 459	48 275
7118109000	Oth coin (not gold coin), not beinglegal tender	0	137 709	0	574 834
7118909000	Oth coin (oth than gold/silver coin)	0	2	0	596
7201100000	Non-alloy pig iron cont. by weight0.5% or less of phosphorus	837 240	1 501 118	504 495	1 128 937
7201200000	Non-alloy pig iron cont. by weightmore than 0.5% of phosphorus	29	29	157	157
7201500000	Alloy pig iron; spiegeleisen	0	127	0	4 591
7202110000	Ferro-manganese, cont. by weight morethan 2% of carbon	222 751	564 366	306 055	835 957
7202190000	Ferro-manganese, cont. by weight <=than 2% of carbon	1 187 358	1 424 852	1 228 039	1 619 003
7202210000	Ferro-silicon, cont. by weight morethan 55% of silicon	942 932	1 750 011	1 659 019	3 096 423
7202290000	Ferro-silicon, cont. by weight <=than 55% of silicon	188 773	440 323	552 902	1 302 628
7202300000	Ferro-silico-manganese	890 328	2 997 322	1 167 273	3 522 550

**I.3. IMPOR MENURUT KOMODITI / IMPORT BY HS COMMODITY**  
**\*\*\* FEBRUARI / FEBRUARY 2011 \*\*\***

HS	Uraian Komoditi Commodity Description	Berat Bersih / Net Weight (Kg)		Nilai / Value C.I.F (US\$)	
		Bulan ini	Kumulatif	Bulan ini	Kumulatif
		Current Month	Cum.Jan. to date	Current Month	Cum.Jan. to date
7202410000	Ferro-chromium, cont. by weight morethan 4% of carbon	62 305	133 172	150 723	276 998
7202490000	Ferro-chromium, cont. by weight <=than 4% of carbon	0	2 456	0	18 992
7202600000	Ferro-nickel	3 022	3 022	27 217	27 217
7202700000	Ferro-molybdenum	27 000	63 177	707 524	1 463 126
7202910000	Ferro-titanium and ferro-silico-titanium	5 000	5 000	29 145	29 145
7202920000	Ferro-vanadium	3 000	4 250	77 338	122 175
7202930000	Ferro-niobium	0	3 906	0	31 255
7202990000	Other ferro-alloys	220 005	553 357	665 133	1 440 761
7203100000	Ferrous products obtained by directreduction of iron ore	29 299 398	29 365 560	10 840 862	10 894 142
7203900000	Other ferrous products	99	721	1 051	5 991
7204100000	Waste and scrap of cast iron	1 355 477	2 488 080	602 157	1 112 510
7204210000	Waste and scrap of stainless steel	80	125	5 073	14 618
7204290000	Waste and scrap of oth alloy steel	13 632 833	25 016 981	6 685 325	11 496 583
7204300000	Waste & scrap of tinned iron or steel	1 502 883	2 865 498	715 405	1 388 023
7204410000	Turnings,shavings,chips,milling waste,sawdust,filings,trimmings &	4 000	4 000	2 400	2 400
7204490000	Other ferrous waste and scrap :	94 353 452	216 113 123	37 695 073	81 344 897
7204500000	Remelting scrap ingots	0	1 108	0	11 055
7205100000	Granules of pig iron, spiegeleison,iron or steel	555 590	1 061 002	651 995	1 165 611
7205210000	Powder of alloy steel	88 242	178 994	209 087	386 129
7205290000	Powder of pig iron, spiegeleison,iron or steel (oth than alloy steel)	153 202	323 567	342 491	642 751
7206101000	Iron and non-alloy in ingotscontaining by weight > 0.6% of carbon	1 530 546	4 727 529	1 222 444	3 563 195
7206109000	Iron and non-alloy in ingotscontaining by weight <= 0.6% of carbor	934 843	2 103 550	564 651	1 290 967
7206900000	Iron and non-alloy in primaryform other than ingots	1 476	75 027	85 031	236 977
7207110000	Semi-finished iron/non-alloycont. < 0,25% carbon ,rectnglr,square	19 318 833	38 937 966	11 801 065	22 565 062
7207121000	Slabs of iron/non alloy, cont.< 0,25%of carbon, other than square	66 036 046	154 856 534	38 355 487	91 043 145
7207129000	Oth semi-finished iron/non-alloycont.< 0,25% carbon ,rectnglr,not	553 892	1 466 206	541 790	1 162 970
7207190000	Oth semi-finished iron/non-alloycont.< 0,25% of carbon	1 482 407	3 161 255	3 292 946	6 469 632
7207201100	Slabs of iron/non alloy,cont.by weight> 0.6% of carbon	5	6	332	452
7207201900	Oth semi-finished iron/non-alloycont. by weight > 0,6% of carbon	107	1 024	2 122	8 036
7207209100	Slabs of iron/non alloy,cont.by weight0,25% <= carbon <= 0.6%	25 947	214 717	53 174	301 481
7207209900	Oth semi-finished iron/non-alloycont.by weight 0,25% <= carbon <	304 834	819 387	258 297	900 137
7208100000	Flat-rolled iron/nas,HRC,reliefwidth > 600 mm	3 041 107	7 736 532	2 257 226	5 661 498
7208251000	Flat-rolled iron/nas,HRC,pickled,width>600 mm, thick >= 4.75 mm	3 096	3 096	17 434	17 434
7208259000	Flat-rolled iron/nas,HRC,pickled,width>600 mm.thick>= 4.75 mm,r	2 444 346	5 449 424	2 050 962	4 449 406
7208260000	Flat-rolled iron/nas,HRC,pickled,width>600,thick > 3 mm or but thi	8 851 974	18 714 526	7 416 614	15 640 406
7208270000	Flat-rolled iron/nas,HRC,pickled,width>600mm, of a thickness of le	15 703 556	33 256 197	13 654 197	28 303 020
7208360000	Flat-rolled iron/nas, HRC,width >600 mm, thick >10 mm	0	3 297 437	0	2 197 486
7208370000	flat-rolled iron/nas, HRC,width >600 mm, of a 4,75< thick< 10mm	5 414 563	10 146 978	3 997 862	7 456 304
7208380000	flat-rolled iron/nas, HRC,width >600 mm, of a 3< thick< 4,75 mm	10 912 792	23 641 891	7 653 172	16 197 271
7208390000	Flat-rolled iron/nas, HRC,width >600 mm, thick< 3 mm	47 117 333	96 509 754	31 047 648	64 154 184
7208400000	Flat-rolled iron/nas, HRnCreliief	2 370 231	3 202 855	1 797 195	2 454 023
7208510000	Flat-rolled iron/nas, HRnC,width>600 mm, of a thickness > 10 mm	11 924 016	21 151 588	12 458 121	21 402 265
7208520000	Flat-rolled iron/nas, HRnC,width>600 mm, 4,75 < thickness < 10 mm	5 438 171	8 304 179	5 547 799	8 274 133
7208530000	Flat-rolled iron/nas, HRnC,width>600 mm, 3 < thickness < 4,75 mm	57 566	57 566	66 224	66 224
7208540000	Flat-rolled iron/nas, HRnC,width>600 mm, thickness < 3 mm	1 523 279	3 226 348	1 443 436	2 912 479
7208900000	Other Flat-rolled iron/nas	4 909 541	5 777 902	3 789 927	4 745 731
7209150000	Flat-rol in coils, cold-rolledwidth > 600 mm, thickness >3 mm	540 495	1 378 972	496 003	1 257 733
7209160010	Flat-crc, pickled or not, 1<thick<3mm,600 < width < 1250 mm	12 511 915	28 373 914	10 205 516	23 278 480
7209160090	Flat-crc, pickled or not, 1<thick<3mm,width > 1250 mm	3 048 859	5 427 360	3 067 660	5 344 140
7209170010	Flat-crc, pickled or not, 0.5<thick<1mm,600 < width < 1250 mm	19 736 592	55 698 301	15 931 817	44 625 230
7209170090	Flat-crc, 0.5<thickness<1mmwidth > 1250 mm	11 120 024	18 087 214	10 219 640	16 472 975
7209181000	Tin-mill blackplate (tmbp), crcof a thickness < 0.5 mm	13 126 212	20 107 963	11 304 772	17 712 283
7209189000	Flat-crc, 0,17< thickness< 0,5 mmcontaining by weight<= 0.6% of c:	36 468 375	79 367 497	27 798 758	60 353 378
7209250000	Flat of iron/non-alloy, not in coilcold rolled, of a thickness >= 3 mm	4 433 200	10 126 593	4 118 668	9 560 018
7209260010	Flat of iron/non-alloy, not coil,coldrolled,1mm<thickness<3mm,wi	0	2 619	0	5 752
7209260090	Flat of iron/non-alloy, not coil,coldrolled,1 mm<thickness<3mm,wi	19 892	37 146	46 672	63 540
7209270010	Flat of iron/non-alloy,not coil,coldrolled,0.5mm=<thicknes<1mm,v	8 940	12 457	34 093	48 336
7209270090	Oth flat of iron/non-alloy,not incoil,cold rolled,0.5mm =< thickness	30 240	30 381	152 813	152 946
7209901000	Flat of iron/non-alloy, cold-rolled,corrugated form	2 682	26 018	15 490	56 128
7209909000	Flat of iron/non-alloy, cold-rolled,other than corrugated form	841 500	946 799	117 361	139 617
7210111000	Flat-rolled of iron/nas,carbon>=0.6%plated or coated with tin,thick	46 974	82 448	249 154	299 149
7210119000	Flat-rolled of iron/nas,carbon< 0.6%plated or coated with tin,thick	18 526	380 721	278 989	923 824
7210121000	Flat-rolled of iron/nas,carbon>=0.6%plated or coated with tin,thick	1 487 511	3 585 155	1 901 307	4 656 585
7210129000	Flat-rolled of iron/nas,carbon< 0.6%plated or coated with tin,thick	7 261 156	11 566 342	8 560 988	13 466 866
7210201000	Flat-rolled of iron/nas,carbon>=0.6%plated or coated with lead, th	488 702	877 252	768 419	1 374 603
7210209000	Flat-rolled of iron/nas,carbon>=0.6%plated or coated with lead, th	10	1 163	355	3 668
7210301000	Flat-rolled of iron/nas,carbon < 0.6%plated or coated with lead, thi	3 922 052	10 701 751	3 167 630	9 795 934
7210309000	Flat-rolled of iron/nas,carbon < 0.6%plated or coated with lead, thi	2 551 973	4 670 560	2 554 745	4 622 580
7210419000	Flat-rollof iron/nas,othwise plated zinc,carbon< 0.6% ,corrugated,t	214	214	5 073	5 073
7210491000	Flat-rolled of iron/non-alloy, othwiseplated zinc,not corrugated,thi	1 637 239	3 862 347	1 593 687	3 855 839

**I.3. IMPOR MENURUT KOMODITI / IMPORT BY HS COMMODITY**  
**\*\*\* FEBRUARI / FEBRUARY 2011 \*\*\***

H S	Uraian Komoditi Commodity Description	Berat Bersih / Net Weight (Kg)		Nilai / Value C.I.F (US\$)	
		Bulan ini	Kumulatif	Bulan ini	Kumulatif
		Current Month	Cum.Jan. to date	Current Month	Cum.Jan. to date
7210492000	Flat-rollof iron/nas,othwise plated zinccarbon< 0.6% ,n-coruugatec	5 992 846	14 683 717	5 880 332	14 647 946
7210499000	Flat-rolled of iron/non-alloy, othwiseplated zinc,not corrugated,thi	2 317 340	3 452 138	2 195 551	3 326 418
7210500000	Flat-rolled iron/non-alloyplated with cromium & or chromium oxid	1 314 535	3 270 386	1 596 102	3 931 727
7210611000	Flat-rolled iron/non-alloyplated with alumnm-zinc,thickness<=1.2r	13 726 045	28 502 650	12 626 398	26 294 423
7210619000	Flat-rolled iron/non-alloyplated with alumnm-zinc,thickness >1.2r	237 981	2 445 513	296 280	2 098 324
7210691000	Flat-rolled iron/non-alloyplated with oth alumnm,thickness<=1.2r	1 346 871	2 146 846	1 610 469	2 523 428
7210699000	Flat-rolled iron/non-alloyplated with oth alumnm,thickness >1.2m	63 506	252 273	93 712	343 540
7210701000	Flat-rollof iron/nas,painted, varnished,coated plastics,carbon<0.6%	6 739 071	14 545 565	8 022 873	17 164 132
7210709000	Flat-rollof iron/nas,painted, varnished,coated plastics,carbon<0.6%	79 601	207 039	103 662	326 518
7210901000	Flat-rollof iron/nas,plated,coated othmetal,carbon<0.6%,thick<=1,	19 890	69 180	52 196	180 794
7210909000	Flat-rollof iron/nas,plated,coated othmetal,carbon<0.6%,thick>1,5	371 417	864 369	882 866	2 070 744
7211139000	Rolled on 4 faces/in closed box,HR, notclad, oth shape,thick<=4mm	19 598	70 761	83 520	199 262
7211141000	Hoop&strip iron/not alloy, HR, not cladcarbon<=0,6%,thick>=4,75n	39 573	77 168	49 238	102 708
7211149000	Oth flat-rolled iron/not alloy,not cladhr, carbon <=0,6%,thick>=4,7	143 153	235 122	339 107	554 949
7211191000	Oth flat-rolled iron/not alloy, HR, not cladcarbon<=0,6%,thick<4,75m	20 377	127 339	25 477	143 894
7211192000	Flat-rolled iron/not alloy, HR,not cladcorrugated, carbon<= 0,6%,tr	153 450	457 894	142 502	416 684
7211199000	Oth flat-rolled iron/not alloy,not cladhr, carbon <=0,6%, 0.17<thick	199 936	358 555	179 167	341 923
7211232000	Hoop&strip iron/not alloy,CR, not cladcarbon<=0,25%, width < 400	369 783	781 605	519 613	1 191 911
7211239090	Oth flat-rolled iron/not alloy,not cladcr, carbon < 0,25%, thick >= 4	31 607	51 342	35 400	59 082
7211291000	Flat-rolled iron/not alloy,CR,not cladcorrugated, carbon >= 0,25%	0	10 658	0	11 248
7211292000	Hoop&strip iron/not alloy,CR, not cladcarbon >= 0,25%, width < 40	298 189	636 691	520 160	1 053 308
7211299000	Oth Hoop&strip iron/not alloy,not cladcr, carbon >= 0,25%, width <	0	24 878	0	57 621
7211901000	Oth Hoop&strip iron/not alloy,not cladwidth < 400mm	17 098	18 266	18 062	19 404
7211903000	Oth flat-rolled iron/not alloy,not cladthickness <= 0.17 mm	2	3	16	22
7211909000	Oth flat-rolled iron/not alloy,not cladthickness > 0.17 mm	351 232	587 753	614 090	1 021 860
7212101000	Hoop,strip iron/not alloy, coated tin,width < 400mm	5 602	5 854	7 834	9 960
7212109000	Flat-rolled iron/not alloy, coated tin,400 mm <= width < 600mm	93 872	278 400	140 010	420 583
7212201000	Hoop,strip iron/not alloy, width<400mm,elect coated with zinc	30 786	154 716	36 198	186 160
7212202000	Flat-rolled iron/not alloy,width<600mm,carbon<0.6%,thick<=1,5m	60 783	63 230	46 620	62 955
7212209000	Flat-rolled iron/not alloy, other shapeelect coated with zinc	373 302	812 504	566 477	1 113 610
7212301000	Hoop,strip iron/not alloy, coated zinc,width < 400mm non-elect co	0	148	0	514
7212309000	Flat-rolled iron/not alloy, other shape,non-elect coated with zinc	11 341	11 341	13 131	13 131
7212401000	Hoop,strip iron/not alloy, coated zinc,width < 400mm, coated with	310 196	690 882	567 438	1 275 686
7212402000	Flat-rolled iron/not alloy, carbon<0.6%,thick > 1.5 mm, coated with	40 851	82 448	49 017	89 990
7212409000	Flat-rolled iron/not alloy, other shape,painted, varnished/coated v	1 565 943	3 867 555	2 803 679	6 545 169
7212501010	Hoop,strip iron/not alloy, width<400 mm,coated with aluminium-z	24 845	48 866	53 787	217 474
7212501020	Hoop,strip iron/not alloy, width<400 mm,coated with chromium	565	1 258	6 718	14 387
7212501090	Other hoop,strip iron/not alloy,width < 400 mm	0	4	0	42
7212502090	Other flat-rolled iron/not alloy,carbon<0.6%, thick > 1.5 mm	0	57 364	0	242 179
7212509000	Flat-rolled iron/not alloy, otherwiseplated or coated	30 076	89 712	56 776	244 264
7212601000	Hoop,strip iron/not alloy, cladwidth < 400mm	55 318	119 787	303 754	618 722
7212609000	Flat-rolled iron/not alloy, clad	14 574	417 722	79 833	374 117
7213100010	Containing indentations,ribs,grooves ofcircular crosssection <= 50	148 682	296 984	126 751	250 731
7213100090	Containing indentations,ribs,grooves ofshape	5 260	36 737	117 623	822 895
7213200000	Other bars, rods, hot-rolled ,in irregularly, of free-cutting steel	1 163 862	1 486 100	983 739	1 272 488
7213910000	Other bars, rods, hot-rolled , circularcross-section < 14 mm in diam	9 392 510	20 433 161	7 675 794	16 268 246
7213990000	Other bars, rods, hot-rolled , notcircular	1 086 985	2 751 136	1 005 996	3 012 035
7214101100	Oth bars,rods of iron, non-alloy steelforged,carbon<0.6%,circlr cro	116 413	142 726	155 342	198 641
7214101900	Oth bars,rods of iron, non-alloy steelforged,carbon<0.6%,not circl	67 098	258 134	91 669	222 030
7214102100	Oth bars,rods of iron, non-alloy steelforged,carbon>=0.6%,circlr cr	961 570	1 041 156	500 011	644 153
7214102900	Oth bars,rods of iron, non-alloy steelforged,carbon >= 0.6%,not cir	169 583	339 472	151 942	314 913
7214201900	Containing indentations, ribs, groovecarbon < 0.6%, not circular	147 397	156 075	174 752	203 934
7214202900	Containing indentations, ribs, groovecarbon >= 0.6%, not circular	329	1 458	1 224	3 127
7214300000	Other bars & rods, not forged, offree-cutting steel	166 224	275 454	157 962	262 344
7214911010	Concrete steel, hot-rolled,hot-drawn,hot-extruded, carbon < 0.6%	729 305	2 811 779	593 232	1 986 843
7214911020	Shaft bars, manganese steel, hot-rolled,hot-drawn, hot-extruded, c	510 508	547 167	762 705	866 942
7214911090	Other bars & rods, hot-rolled,hot-drawnor hot-extruded, carbon <	301 848	758 493	263 676	599 645
7214912010	Concrete steel, hot-rolled,hot-drawn,hot-extruded, carbon >= 0.6%	21	21	907	907
7214912020	Shaft bars, manganese steel, hot-rolled,hot-drawn, hot-extruded, c	3	8 780	86	75 934
7214912090	Other bars & rods, hot-rolled,hot-drawnor hot-extruded, carbon >=	105 527	199 662	194 484	365 668
7214991010	Carbon,oth than of circularcross-section: concrete steel	44	17 544	2 301	13 777
7214991020	Carbon, other than of circularcross-sect:shaft bars; manganese ste	58 937	78 065	199 088	452 530
7214991090	Oth. carbon, other than of circularcross-section	946	179 347	2 672	285 663
7214999020	Oth. carbon, other than of circularcross-sect:shaft bars; manganese	4 431 964	9 904 484	4 719 815	9 895 976
7214999090	Oth.Than Concrete steel, Shaft bars, manganese steel	3 266	125 054	53 836	282 605
7215100000	Oth bars & rods of iron/non-alloy steelfree-cutting steel,cold-form	327 665	734 313	584 674	1 353 916
7215501000	Oth bars & rods of iron/non-alloy steelcontaining by weight 0.6% c	0	167	0	645
7215509000	Oth bars & rods of iron/non-alloy steel	433 019	613 223	1 007 586	1 540 705
7215900010	Manganese steel/shaft bars,containingby weight less than 0.6% of	306 983	511 283	384 264	668 932
7215900020	Oth Mangan steel/shaft bars,containingby weight less than 0.6% o	160 830	224 297	138 292	206 568

**I.3. IMPOR MENURUT KOMODITI / IMPORT BY HS COMMODITY**  
**\*\*\* FEBRUARI / FEBRUARY 2011 \*\*\***

H S	Uraian Komoditi Commodity Description	Berat Bersih / Net Weight (Kg)		Nilai / Value C.I.F (US\$)	
		Bulan ini	Kumulatif	Bulan ini	Kumulatif
		Current Month	Cum.Jan. to date	Current Month	Cum.Jan. to date
7215900030	Manganese steel/shaft bars, containing by weight 0.6 % or more of	5	77 766	823	90 289
7216100000	U, i or h sections, not further worked than hot-rolled, of a height <	1 461 599	2 591 889	1 406 640	2 509 312
7216210000	L section of iron/non-alloy steel, not worked than hot-rolled, of a height	559 520	968 319	648 029	1 062 323
7216220000	T section of iron/non-alloy steel, not worked than hot-rolled, of a height	42 939	42 944	37 902	37 932
7216310000	U, l or H sections, not further worked in sections	827 366	1 352 953	672 583	1 146 291
7216320000	U, l or H sections, not further worked in sections	2 075 890	3 481 518	1 795 043	2 909 602
7216330000	U, l or H sections, not further worked in sections	6 696 479	11 470 697	4 980 667	8 731 329
7216400000	L/T section, not further worked than hot-rolled/hot-drawn/extruded, a height <	2 802 791	5 104 651	2 458 586	4 290 495
7216501000	Oth angles, shapes & sections, not further worked of a height of less than 80 mm	387 287	508 030	331 950	458 129
7216509000	Oth angles, shapes & sections, not further worked of a height of more than 80 mm	2 885 216	5 479 844	2 509 311	4 692 214
7216610000	Angles, shapes & sections, not worked than cold-formed, obtained from flat	261	579	1 101	2 155
7216690000	Angle, shape & section, not worked than cold formed other than obtained from flat	470 813	742 938	602 176	964 663
7216910000	Oth angles, shapes & sections, not further worked cold form/finish from flat	0	53 702	0	43 698
7216990000	Oth angles, shapes & sections, not further worked other than cold form/finish	738 864	756 359	1 151 908	1 229 566
7217101000	Wire of iron/non-alloy steel, not plated/coated, containing carbon < 0.25%	1 704 665	2 893 786	538 087	899 731
7217102200	Bead wire; flat hard steel reed wire; not plated/coated; 0.25% = carbon	76 242	170 510	204 202	312 353
7217102900	Other wire of iron or non-alloy steel, not plated/coated, 0.25% = carbon	1 481 118	3 220 353	1 642 398	3 323 726
7217103100	Spokes wire; bead wire; flat hard steel reed wire; not plated/coated,	388 973	827 655	533 064	1 179 974
7217103900	Other wire of iron or non-alloy steel, not plated/coated, containing carbon	514 078	752 430	448 980	662 792
7217201000	Wire of iron/non-alloy steel, plated with zinc, containing carbon < 0.25% by	1 355 325	4 002 924	766 097	2 446 774
7217202000	Wire of iron/non-alloy steel, plated with zinc, containing carbon > 0.25% & <	501 753	501 753	319 406	319 406
7217209100	High carbon steel core wire, for aluminium conductors steel reinforcement	2 174	5 633	80 075	184 663
7217209900	Oth than high carbon steel core wire, for aluminium conductors steel reinforcement	549 592	994 972	524 343	1 035 881
7217301000	Wire of iron/non-alloy steel, plated with other base metal, containing carbon < 0.	1 023	1 023	39 066	39 066
7217302000	Wire of iron/non-alloy steel, plated with other base metal, containing 0.25% =	51 780	93 209	18 214	87 602
7217303110	Copper alloy coated high carbon steel wire coated with brass	2 848 337	6 033 571	4 039 015	8 479 161
7217303190	Copper alloy coated high carbon steel wire coated with other copper	352 077	1 002 781	453 986	1 334 556
7217303900	Other wire of iron or non-alloy steel plated with other base metal, containing carbon	578 402	805 680	481 967	1 234 489
7217901000	Oth wire of iron/non-alloy steel, plated with zinc >= 240g/m <sup>2</sup> , silicon <= 0.1	0	47 098	0	114 482
7217909010	Oth wire of iron/non-alloy steel, plated containing by weight 0.6% carbon	114 932	140 062	347 033	456 895
7217909090	Oth wire of iron/non-alloy steel, plated excluding goods of subheading	825	26 233	8 199	37 745
7218100000	Ingots & oth primary forms of stainless steel	5 000	19 876	152 595	381 009
7218910000	Semi-finished prod. of stainless steel of rectangular (not square) cross	6 838	9 519	40 369	53 653
7218990000	Oth semi-finished prod. of stainless steel	307 514	653 915	763 167	1 429 381
7219110000	Flat-roll prod of stainless steel, hot rolled, in coil of a thickness exceed 10	34 205	117 732	249 071	570 389
7219120000	Flat-roll prod of stainless steel, hot rolled, in coil of a thickness <= 10	449 107	791 903	1 029 276	2 490 972
7219130000	Flat-roll prod of stainless steel, hot rolled, in coil of a thickness <= 3mm <=	6 261 022	16 608 484	12 679 016	35 402 685
7219140000	Flat-roll prod of stainless steel, hot rolled, in coil of a thickness <= 3mm	1 820 152	4 060 351	2 457 990	6 325 844
7219210000	Flat-roll prod of stainless steel, hot rolled, not in coil of a thickness > 10	215 466	522 047	459 894	1 329 031
7219220000	Flat-roll prod of stainless steel, hot rolled, not in coil of a thickness <= 10	3 222 052	4 643 139	3 926 373	5 888 830
7219230000	Flat-roll prod of stainless steel, hot rolled, not in coil of a thickness <= 3	819 769	1 310 719	2 002 228	3 334 409
7219240000	Flat-roll prod of stainless steel, hot rolled, not in coil of a thickness <= 3	133 736	254 740	194 190	318 006
7219310000	Flat-rolled prod. of stainless steel, cold rolled, of a thickness >= 4.75	224	166 368	3 629	524 421
7219320000	Flat-rolled prod. of stainless steel, cold rolled, 3 mm <= thickness < 4	265 323	341 713	742 404	1 045 708
7219330000	Flat-rolled prod. of stainless steel, cold rolled, 1 mm < thickness < 3	859 670	1 665 742	1 658 572	3 818 464
7219340000	Flat-rolled prod. of stainless steel, cold rolled, 0.5 mm <= thickness <	1 117 411	1 751 726	2 143 668	3 679 996
7219350000	Flat-rolled prod. of stainless steel, of a thickness < 0.5 mm	775 533	1 002 601	1 542 890	2 270 269
7219901000	Oth flat-roll prod. of stainless steel, thick >= 1.5mm & < 125mm pattern	144	144	1 698	1 698
7219902000	Oth flat-rolled prod. of stainless steel, of a thickness < 0.5 mm	4 596	10 703	17 037	42 558
7219909000	Oth flat-rolled prod. of stainless steel, of a thickness > 0.5 mm	71 584	298 646	189 290	426 617
7220111000	Hoop & strip of stainless steel, hot rolled, of a thickness >= 4.75 mm, width	63 485	135 649	96 448	249 072
7220119000	Hoop & strip of stainless steel, hot rolled, of a thickness >= 4.75 mm, width	6 033 763	12 416 967	5 593 949	12 139 777
7220121000	Hoop & strip of stainless steel, hot rolled, of a thickness < 4.75 mm, width	57 577	93 672	87 481	157 594
7220129000	Hoop & strip of stainless steel, hot rolled, of a thickness < 4.75 mm, width	56 447	264 660	304 626	700 813
7220201000	Hoop & strip of stainless steel, cold rolled, width < 400mm	205 885	444 781	558 374	961 097
7220209000	Hoop & strip of stainless steel, cold rolled, width > 400mm	322 484	589 970	545 329	987 679
7220901000	Hoop & strip of stainless steel, not cold rolled, width < 400mm	35 150	49 413	578 292	805 197
7220909000	Hoop & strip of stainless steel, not cold rolled, width > 400mm	609 365	2 120 787	974 055	2 855 980
7221000000	Bars & rods, hot-rolled, in irregularly wound coils, of stainless steel.	2 952 962	4 913 499	1 344 138	2 235 250
7222110000	Bars, rods, hot-rolled, in irregularly wound circular cross-section	87 359	287 356	181 641	503 969
7222190000	Bars, rods, hot-rolled, in irregularly wound not circular cross-section	264 688	753 789	663 315	1 535 065
7222201000	Bars, rods, cold-formed or cold-finished of circular cross-section	64 655	88 452	344 066	523 113
7222209000	Bars, rods, cold-formed or cold-finished of not circular cross-section	133 258	250 030	786 575	1 666 021
7222301000	Other bars and rods of circular cross-section	88 785	127 885	130 694	198 919
7222309000	Other bars and rods of not circular cross-section	51 086	110 054	214 596	488 678
7222400000	Angles, shapes and sections of stainless steel	94 325	314 051	161 667	434 384
7223001000	Wire of stainless steel having a cross-sectional dimension exceeding 13	6 230	12 690	41 566	78 612
7223009000	Wire of stainless steel having a cross-sectional dimension <= 13 mm	504 533	1 120 117	2 573 089	5 434 818
7224100000	Ingots & oth primary forms of other alloy steel	0	237 570	0	381 931
7224900000	Semi-finished prod. of other alloy steel	2 925 538	6 325 005	3 719 173	6 789 129

**I.3. IMPOR MENURUT KOMODITI / IMPORT BY HS COMMODITY**  
**\*\*\* FEBRUARI / FEBRUARY 2011 \*\*\***

H S	Uraian Komoditi Commodity Description	Berat Bersih / Net Weight (Kg)		Nilai / Value C.I.F (US\$)	
		Bulan ini	Kumulatif	Bulan ini	Kumulatif
		Current Month	Cum.Jan. to date	Current Month	Cum.Jan. to date
7225110000	Grain-oriented of silicon-elect steela width of 600 mm or more.	456 359	1 733 635	940 977	3 632 742
7225190000	Oth than Grain-orient of silicon-electsteel a width of 600 mm or m	3 418 943	4 837 355	3 266 596	4 819 241
7225300000	Flat-roll product of oth alloy steel,ofnot further worked than hot-rc	1 743 959	3 923 807	1 498 265	3 291 325
7225400000	Flat-roll prod of oth alloy steel,of notfurther worked than hot-roll,r	4 862 299	10 866 309	7 249 401	15 337 649
7225500000	Flat-roll prod of oth alloy steel,of notfurther worked than cold-rollk	1 753 402	3 614 869	1 552 024	3 161 558
7225910000	Oth flat-rolled prod.of oth alloy steel,electrolytically plated/coatec	242 999	514 211	465 446	914 541
7225920000	Oth flat-rolled prod.of oth alloy steel,otherwise plated or coated w	486 680	685 373	484 396	694 481
7225990000	Oth flat-rolled prod.of oth alloy steel,otherwise plated or coated w	26 132 522	43 234 542	21 516 505	33 754 467
7226111000	Hoop & strip, grain-oriented of siliconelectrical steel, of a width <=	46 235	117 194	104 032	309 342
7226119000	Hoop & strip, grain-oriented of siliconelect steel, of a width >400 n	564 365	1 218 417	1 555 767	3 288 338
7226191000	Hoop,strip,oth than grain-orient ofsilicon elect steel,of a width<= 4	9 591	73 386	98 043	265 710
7226199000	Hoop,strip,oth than grain-orient ofsilic elect steel,of width>400mm,	168 125	323 005	409 962	869 339
7226201000	Hoop & strip of high speed steelof a width <= 400 mm	0	163	0	1 178
7226209000	Hoop & strip of high speed steelof a width > 400 mm, < 600mm	64	64	101	101
7226911000	Hoop,strip of oth alloy steel,hot rolled, of a width <= 400 mm	25 169	100 136	98 651	258 385
7226919000	Hoop,strip of oth alloy steel,hot rolled, width >400 mm, <=600mm	81 852	159 396	331 397	622 209
7226921000	Hoop,strip of oth alloy steel,cold rolled, of a width <= 400 mm	0	534	0	13 597
7226929000	Hoop,strip of oth alloy steel,cold rolled, width >400 mm, <= 600mr	36 272	36 279	66 268	70 064
7226991000	Hoop & strip of oth alloy steel,width <= 400 mm	5 075	30 388	20 901	32 271
7226999000	Hoop & strip of oth alloy steel,width > 400 mm and <= 600mm	98 462	277 862	169 373	382 920
7227100000	Bars & rods, hot-rolled, in irregularlywound coils, of high speed ste	500	25 580	4 700	25 325
7227900000	Oth bars & rods, hot-rolled, inirregularly wound coils	4 577 068	9 431 874	3 352 317	7 221 353
7228101000	Bars & rods, of high speed steel, ofcircular a cross-section	744	25 178	13 793	293 955
7228109000	Bars & rods, of high speed steel,not ofcircular a cross-section	128 750	197 625	274 946	342 293
7228201000	Bars & rods, of silico-manganese steel,circular a cross-section	43 275	58 020	41 511	59 810
7228209000	Bars & rods, of silico-manganese steel,not circular a cross-section	380 680	936 371	815 918	1 919 664
7228301000	Oth bars&rods,of silico-manganese steelof circular cross-section	7 737 201	16 199 309	8 826 157	18 883 242
7228309000	Oth bars&rods,of silico-manganese steelnot of circular cross-secti	4 625 185	10 127 464	6 129 331	12 715 133
7228401000	Oth bars,rods,not further worked thanforget, of circular cross-secti	141 013	215 976	364 134	567 111
7228409000	Oth bars,rods,not further worked thanforget, not of circular cross-s	613 735	832 334	788 953	1 290 234
7228501000	Oth bars,rods,not formed/cold finishedof circular cross-section	155 096	533 430	401 700	1 151 771
7228509000	Oth bars,rods,not formed/cold finishednot of circular cross-section	311 859	1 333 848	432 523	1 879 866
7228601000	Other bars and rods :of circular cross-section	64 005	179 317	100 142	248 997
7228609000	Other bars and rods :not of circular cross-section	389 864	873 472	956 041	1 987 112
7228700000	Angles, shapes and sections of otheralloy steel	4 295 518	7 542 534	3 693 789	6 434 818
7228801100	Hollow drill bars,rods, weight >=0.6%of circular cross-section	2 236	9 847	32 002	111 655
7228801900	Hollow drill bars,rods, weight >=0.6%not of circular cross-section	2 332	10 719	26 138	183 996
7228809000	Oth. Hollow drill bars and rods	181 051	358 485	676 346	1 708 220
7229200000	Wire of silico-manganese steel	1 345 386	2 575 025	1 435 128	2 705 944
7229900010	Wire of other alloy steel.of high speed steel	126 865	431 372	139 189	562 951
7229900090	Wire of other alloy steel.not of high speed steel	2 870 657	5 824 493	4 984 816	9 438 432
7301100000	Sheet piling of iron or steel	619 170	860 612	546 089	859 123
7301200000	Angles, shapes and sections of ironor steel	49 681	100 240	62 549	104 093
7302100000	Rails of iron or steel	317 277	578 981	728 031	1 187 684
7302300000	Switch-blades, crossing frogs, pointrods and other crossing pieces	9 009	9 145	195 543	201 239
7302400000	Fish-plates and sole plates of ironor steel	53 756	503 091	71 324	798 829
7302909000	Other than sleepers, of iron or steel	235 180	369 978	384 583	825 567
7303001010	Tubes,pipes of cast with an externaldiameter not exceeding 100 m	51 007	65 223	533 966	773 027
7303001020	Tubes,pipes of cast with an externaldiameter not exceeding 150 m	27 606	27 606	49 845	49 845
7303001030	Tubes,pipes of cast with an externaldiameter >150 mm and <=600	4 631	89 896	14 483	151 955
7303001090	Oth. Tubes, pipes	934 421	2 822 451	180 681	464 638
7303009090	Hollow profiles, of cast iron withan external diameter > 100 mm	484 121	1 480 663	980 029	2 794 551
7304110000	Tubes, pipes and hollow profiles,seamless, of stainless steel	1 669 773	6 554 135	3 823 082	10 968 274
7304190000	Oth.tube,pipe&hollow profile,seamless,line pipe of a kind use for c	19 315 599	32 687 633	22 930 483	40 772 877
7304220010	Oth.tube,pipes&hollow profile,seamless,unfinished drill pipe (gree	55 688	419 109	77 137	974 718
7304220090	Oth.tube,pipes&hollow profile,seamless,unworked pipe end	139 152	175 332	1 401 193	1 828 489
7304230010	Unfinished drill pipe (green pipe) withyield strength less than 75,0l	13 451	271 447	9 723	206 510
7304230090	Oth. unfinished drill pipe (green pipe)	33 437	86 721	293 692	570 440
7304240010	Unfinsh case&tube, yield strgh<75000Psoith.of stanlss stel for drill	542 739	930 250	1 708 406	2 300 206
7304240090	Oth.unfinish casetube&unworked,stainlesswith yield strength less	0	9	0	529
7304290010	Unfinish casetube&unworked pipe endwith yield strength less tha	17 761 454	34 999 954	31 540 644	56 330 111
7304290090	Oth.unfinish casetube&unworked pipe endwith yield strength less	1 436 128	7 364 710	2 334 156	9 811 963
7304311000	High press. conduits,of circular cross-sect.of iron/non-alloy steel,cc	152 173	576 969	427 875	1 023 530
7304319000	Oth.drill Rod Casing&tubing withpin and box threads	1 316 173	2 561 528	3 393 490	7 008 041
7304390000	Oth. Drill Rod Casing and tubingwith pin and	823 537	1 981 914	1 727 666	4 933 334
7304410000	Cold-drawn or cold-rolled (cold-reduced)stainless steel	280 283	634 108	847 043	1 642 513
7304490000	Oth. Cold-drawn or cold-rolled(cold-reduced) stainless steel	14 261	208 437	216 648	1 070 673
7304511000	High press. conduits,of circular cross-sect.of oth alloy steel,cold rol	220	10 969	60 333	106 478
7304519000	Oth tubes/pipes/hollow profiles,seamlesscold rolled,crclr c-s of oth	43 653	114 827	192 005	492 138
7304590000	Oth.Drill rod casing&tubing with pin&sect.of oth alloy steel,cold ro	2 788 062	4 569 579	4 638 303	9 333 826

**I.3. IMPOR MENURUT KOMODITI / IMPORT BY HS COMMODITY**  
**\*\*\* FEBRUARI / FEBRUARY 2011 \*\*\***

H S	Uraian Komoditi Commodity Description	Berat Bersih / Net Weight (Kg)		Nilai / Value C.I.F (US\$)	
		Bulan ini	Kumulatif	Bulan ini	Kumulatif
		Current Month	Cum.Jan. to date	Current Month	Cum.Jan. to date
7304900000	Oth.Drill rod casing&tubing with pin&cold rolled,crclr c-s of oth all	560 271	843 835	949 575	1 906 946
7305110000	Lines pipe, for oil or gas longitudinalallsubmerged arc welded of iron	19 218 285	19 256 138	22 995 857	23 061 311
7305190000	The oth.line pipe of iron/steel for oil,external diameter > 406.4mm	180 952	365 410	653 714	1 112 788
7305200000	Casing of iron/steel used in drillingfor oil/gas external diameter 40	10 847	31 855	130 914	159 277
7305311000	Lines pipe, for oil or gas longitudinalallstainless steel pipes & tubes	162 997	162 997	255 715	255 715
7305319000	Oth.lines pipe,for oil/gas longitudinalallstainless steel pipes & tubes	483	483	1 410	1 410
7305390000	Oth.lines pipe,for oil/gas longitudinalall	2 798	2 798	12 031	12 031
7305900000	Oth.lines pipe,for oil/gas longitudinalalloth.stainless steel pipes & tu	10 930	26 708	74 283	142 756
7306110000	Line pipe of kind use for oil/gas pipewelded, of stainless steel	68 059	92 222	249 404	370 068
7306190000	Oth.line pipe of kind use for oil/gaspipewelded,of stainless steel	481 663	909 117	1 494 052	2 202 140
7306290000	Oth.casing&tubing of a kind use indrilling,welded,of stainless steel	957 314	1 438 019	1 378 906	2 058 338
7306301010	Boilr tube weld,of circulr cross-sect ofiron/non ally stel intrnl diam	59 399	74 003	103 973	150 261
7306301020	Boilr tube weld,of circulr cross-sect ofiron/non ally stel intrnl diam	0	88 860	0	85 467
7306302010	Boilr tube weld,of single/double walled,coppr plate,intrnl diamtr<	88 485	176 279	569 572	994 333
7306302020	Boilr tube weld,of single/double walled,coppr plate,intrnl diamtr>	21 393	61 631	42 061	151 669
7306303000	Boilr tube weld,of single/double walled,coppr plate,sheath pipe fo	1	171	25	8 642
7306309010	Oth.boilr tube weld,of single/doublewalled,coppr plate,intrnl diam	76 817	348 836	567 810	1 159 595
7306309020	Oth.boilr tube weld,of single/doublewalled,coppr plate,intrnl diam	666 531	1 504 773	1 101 457	2 646 364
7306401010	Oth.weld,of circular cross-section ofweld boilr tube w intrnl diamtr<	11 657	14 660	79 573	86 815
7306401090	Oth.weld,of circular cross-section ofweld boilr tube w intrnl diamtr>	118 817	213 932	333 782	489 206
7306402000	Welded boiler tubes of stainless steelwith internal diametre >12.5	35 778	311 264	301 653	2 897 464
7306403000	St'less steel pipes & tubes welded ofcirculr cross sec. w extrl diamtr>1	0	17 251	0	29 474
7306409000	Oth,not welded of circular cross sect.with internal diameter > 12,5	223 520	536 700	531 655	1 543 952
7306501010	Oth.boilr tube,weld,of circulr cross-sectn,oth alloy steel int.dmtr<=1	1 815	3 830	6 452	13 443
7306501020	Oth.boilr tube,weld,of circulr cross-sectn,oth alloy steel int.dmtr>12	6 395	6 395	4 249	4 249
7306509010	Oth.boilr tube,weld,of circulr cross-high pressure conduits	27 516	40 402	249 208	312 843
7306509020	Oth.boilr tube,weld,oth.thn high prssrconduit,oth alloy steel int.dn	2 353	30 157	21 378	76 907
7306509030	Oth.boilr tube,weld,oth.thn high prssrconduit,oth alloy steel int.dn	60 663	329 500	44 232	2 497 865
7306610010	Oth.boilr tube,weld,square/rectangularcross sectin,with int. diamtr	3 158	6 557	5 424	8 405
7306610090	Oth.boilr tube,weld,square/rectangularcross sectin,with int. diamtr	592 465	957 825	343 396	499 772
7306690090	Oth.boilr tube,non circulr crss-sectionwith internal diameter>12,5r	0	960	0	6 980
7306901010	Bundy-weld pipes and tubes,with internal diameter <= 12,5mm	12	12	3 688	3 688
7306901090	Bundy-weld pipes and tubes,with internal diameter > 12,5mm	1 297	7 160	19 990	95 378
7306909010	Oth.thn bundy-weld pipes & tubes,with internal diameter <= 12,5n	7 310	91 939	193 234	390 725
7306909090	Oth.thn bundy-weld pipes & tubes,with internal diameter > 12,5m	546 865	2 144 160	826 954	2 749 790
7307110000	Cast fitting of non-malleable cast iron	73 903	110 949	60 210	122 576
7307190000	Cast fitting of other than non-malleablecast iron	330 928	443 840	1 278 752	1 832 005
7307210000	Other, of stainless steelflanges	179 823	314 465	998 996	1 610 883
7307220000	Other, of stainless steelthreaded elbows, bends and sleeves	82 504	169 378	954 484	1 712 110
7307230000	Other, of stainless steelbutt welding fittings	90 666	201 520	589 286	1 426 866
7307290000	Oth.,of stainlss steel oth.than flanges,but welding,threaded elbow	385 377	758 599	2 441 745	4 427 735
7307910000	Tube or pipe fittings (couplings)flanges	1 496 048	2 108 991	2 784 986	4 268 698
7307920000	Tube or pipe fittings (couplings)threaded elbows, bends and sleeve	223 152	430 171	933 696	1 661 903
7307930000	Tube or pipe fittings (couplings)butt welding fittings	419 745	865 912	915 530	2 791 497
7307990000	Other tube/pipe fittings (couplings)	1 376 421	3 005 717	8 781 160	20 202 568
7308101000	Bridges and bridge sect. w prefab'tedtype joined by shear connect	45	38 952	766	50 906
7308109000	Other bridges and bridge sections	4 558	1 462 706	7 101	1 162 243
7308201900	Other towers	1 230 337	3 745 471	1 671 301	4 638 392
7308202900	Other lattice masts	86 647	127 062	130 004	169 887
7308300000	Doors, windows and their framesand thres hold for doors	40 570	164 062	372 616	742 045
7308401000	Equip. for scaffolding w prefabricatedmodlr type joined by shear c	153 442	153 442	262 882	262 882
7308409000	Other equipment for scaffolding,shuttering, propping or pit proppi	290 813	882 729	467 623	1 273 730
7308902000	Other, prefabricated modular type joined by shear connectors	200 596	535 675	360 784	905 756
7308903000	Oth. corrug,curved/bent galv'd plt fass'bly,into undgrnd conduits&	39 359	72 089	176 737	346 747
7308904000	Oth parts of tub/tunnels,made of formd&bended corrugated sheet	1 824	10 368	3 605	75 821
7308905000	Other, prefabricated modularrail for ships	0	1	0	8
7308909000	Other structures and partsof structures of iron or steel	4 451 041	10 080 079	9 877 849	30 381 831
7309000000	Reservoir,tank,vat&similar containerof iron/steel, capacity > 300 lt	188 928	695 591	2 385 281	10 350 832
7310100010	Tank,cask,drum,can,boxe&similarfor transporting or coagulating la	109	24 691	1 390	55 190
7310100020	Tank,cask,drum,can,boxe&similarof iron or steel casting in the rou	2 679	8 541	2 458	20 361
7310100030	Tank,cask,drum,can,boxe&similarother of iron/steel forging/stam	110 261	185 542	259 219	410 133
7310100090	Oth.tank,cask,drum,can,boxe&similar	480 831	798 452	1 350 413	2 265 020
7310211020	Cans <1L,closed by soldering ofiron/steel forging or stamping in	424	424	5 270	5 270
7310211090	Oth.cans <1L,closed by soldering ofiron/steel	2 102	24 615	9 089	157 414
7310219010	Cans >1L & <50L,closed by soldering ofiron/steel casting in the rou	2 849	4 329	41 982	63 017
7310219020	Cans >1L & <50L,closed by soldering ofiron/steel forging or stampi	1 170	2 340	3 456	6 912
7310219090	Oth.cans >1L & <50L,closed by soldering of iron/steel	61 245	141 779	197 421	470 622
7310291020	Cans <1L,not soldering ofiron/steel forging or stamping in	3 853	3 853	15 630	15 630
7310291090	Oth.cans <1L,not soldering ofiron/steel	74 534	170 095	237 849	591 602
7310299010	Cans >1L & <50L,not soldering ofiron/steel casting in the rough	66	1 668	1 361	15 760

**I.3. IMPOR MENURUT KOMODITI / IMPORT BY HS COMMODITY**  
**\*\*\* FEBRUARI / FEBRUARY 2011 \*\*\***

HS	Uraian Komoditi Commodity Description	Berat Bersih / Net Weight (Kg)		Nilai / Value C.I.F (US\$)	
		Bulan ini	Kumulatif	Bulan ini	Kumulatif
		Current Month	Cum.Jan. to date	Current Month	Cum.Jan. to date
7310299020	Cans >1L & <50L,not soldering ofiron/steel forging or stamping in	138 300	138 300	1 873 151	1 873 151
7310299090	Oth.cans >1L & <50L,notsoldering of iron/steel	765 281	1 720 718	207 794	426 278
7311001100	Cont'ners for compressed/liquefied gaseamless stl cylinders, capa	620	40 293	4 079	44 936
7311001900	Other seamless steel cylinders	1 262 151	2 064 765	3 792 182	5 864 437
7311009100	Other containers of iron or steelwith capacity of less than 30 l	0	79 661	0	144 173
7311009900	Other containers of iron or steel	123 769	196 978	634 150	759 777
7312101000	Standed wr,ropes & cables for lockedcoil,flatt'ed strands&non rott	65 591	85 055	107 140	261 748
7312102000	Stranded wire,rope&cables by plated/coatd wth brass,& of a nom.	580 584	1 275 388	1 563 357	3 245 682
7312104000	Stranded wire, rope and cables withstranded wire of diameter of<	18 461	46 707	273 652	509 623
7312109000	Other stranded wire, rope and cables	2 036 736	3 929 694	3 235 324	6 521 178
7312900000	Oth stranded wire, rope and cables,plaitd bnds,slings&of ir/stl not	299 685	1 092 475	493 471	2 380 452
7313000000	Barbed wr of iron/steel; twisted hoop&of a kind used f fencing of ii	122 676	245 937	70 920	154 016
7314120000	Woven cloth with endless bandsfor machinery, of stainless steel	6 196	11 458	133 266	240 106
7314140000	Woven cloth, of stainless steel	33 949	85 771	450 558	843 219
7314191000	Endless bands for machinery oth thn ofstainless steel	1	1	17	17
7314199000	Other woven cloth, not stainless steel	10 048	31 162	81 994	189 662
7314200000	Grill&fencing,welded at the intersectofwr wth a max.sect.d>3mm&	247 434	679 271	277 919	739 709
7314310000	Other grill, netting & fencing,weldedat the intersect.by pltd/coatd	43 957	458 423	38 767	256 804
7314390000	Oth grill, netting and fencing,weldedat the intersection	489 271	1 225 883	803 199	2 453 033
7314410000	Oth cloth, grill, netting and fencingby plated or coated with zinc	150 566	225 915	168 013	248 660
7314420000	Oth cloth, grill, netting and fencingby coated with plastics	244 562	464 283	127 622	382 248
7314490000	Oth cloth, grill, netting and fencing	829 641	1 567 479	424 506	844 862
7314500000	Expanded metal	6 410	68 164	20 735	79 096
7315111100	Roller chain for bicyclesof mild steel	107 575	233 111	147 115	361 416
7315111200	Roller chain for motorcyclesof mild steel	284 776	818 715	1 041 485	2 582 220
7315111900	Other mild steel for roller chain	141 785	195 631	486 326	824 534
7315112100	Other roller chain for bicycles	1 156	1 156	3 262	3 262
7315112200	Other roller chain for motorcycles	848 480	1 824 757	1 868 371	4 010 017
7315112300	Oth roller chain transmis. type6mm < pitch length <= 3mm	13 424	27 028	45 112	85 671
7315112900	Other roller chain	233 483	453 838	985 570	2 366 328
7315120000	Other roller chainof mild steel	420 806	763 063	1 722 571	2 719 922
7315191200	Roller chain for motorcyclesof motocycle chain	12 308	23 893	162 331	324 285
7315191900	Other roller chainof other mild steel	57 169	86 459	102 420	143 263
7315199100	Other roller chain for bicyclesof bicycle chain	0	9	0	25
7315199200	Other roller chain for motorcyclesof motocycle chain	11 358	93 179	188 183	324 020
7315199900	Other roller chain of other thanbicycle chain&motocycle chain	11 414	16 859	54 909	108 681
7315201000	Skid chainof mild steel	0	1 471	0	2 624
7315209000	Other Skid chainof mild steel	1 897	9 268	6 023	46 048
7315811000	Stud-linkof mild steel	0	15 282	0	26 674
7315819000	Other Stud-linkof mild steel	385 063	571 086	454 807	760 245
7315821000	Other, welded linkof mild steel	12	12	194	194
7315829000	Other, welded link	110 793	277 061	114 636	295 180
7315891100	Other chain for bicyclesof mild steel	0	19	0	2 143
7315891200	Other chain for motorcyclesof mild steel	98 987	210 732	1 295 322	2 785 624
7315891900	Other chain of mild steel not formotorcyclcs and bicycles	2 895	10 228	81 999	93 087
7315892200	Other chain for motorcyclesof other than mild steel	5 841	5 841	4 480	4 480
7315892900	Other chain not mild steel, not formotorcycles and bicycles	148 045	268 227	850 229	1 529 095
7315901000	Other parts of chain for motorcyclesand bicycles	3 118	9 810	32 731	113 904
7315909000	Other parts of chain not formotorcyclcs and bicycles	327 384	503 370	2 294 171	3 008 211
7316000000	Anchors, grapnels and parts thereof,of iron or steel	287 652	737 867	1 192 621	3 612 398
7317001000	Wire nails	191 399	494 147	194 607	465 855
7317002000	Staples	72 060	193 207	62 446	197 818
7317009010	Dog spikes for rail sleepers,carding -tacks&similar articles,of iron o	1 200	1 604	11 069	14 911
7317009020	connector & anti-splitting,connector andHob nails for footwear, rir	2 700	6 982	17 830	38 845
7317009030	connector and anti-splitting, connectorHooknails	1 637	3 313	14 980	28 290
7317009040	connector and anti-splitting, connectorCorrugated nails, drawing p	432 915	1 038 127	177 085	410 049
7317009090	Oth.connector and anti-splitting,conn-ector and anti splitting	828 588	1 676 810	413 705	829 874
7318110000	Threaded articles for coach screws	21 087	54 248	47 513	252 116
7318121000	Other wood screws with an externaldiameter not exceeding 16 mm	27 267	62 910	47 601	102 249
7318129000	Other wood screws	83 280	214 985	149 521	463 248
7318131000	Screw hooks and screw rings with anexternal dmtr not exceeding 1	17 143	37 064	225 717	448 770
7318139000	Other screw hooks and screw rings	73 500	263 107	375 932	1 184 782
7318141000	Self tapping screw with an externaldiameter not exceeding 16 m	52 323	60 775	219 250	358 441
7318149000	Other self tapping screws	58 279	118 150	300 917	654 696
7318151100	Screw metal with/without nuts/washerswith an external diameter	297 502	616 679	2 405 682	4 831 675
7318151200	Bolts for metal, with/ without nuts ofan external diameter <= 16mm	943 033	2 339 496	7 996 880	16 079 011
7318151900	Oth screws&bolts whether/not without -their nut/washers wth.an	306 104	620 605	712 376	1 475 351
7318159100	Other screws for metal with or withoutnuts or washers	64 323	167 099	668 456	1 502 653
7318159200	Other bolts for metal,with or without nuts	463 467	1 134 191	1 994 930	5 146 380
7318159900	Other screws and bolts whether or notwith their nut or washers	210 833	701 470	812 803	2 660 628



**I.3. IMPOR MENURUT KOMODITI / IMPORT BY HS COMMODITY**  
**\*\*\* FEBRUARI / FEBRUARY 2011 \*\*\***

H S	Uraian Komoditi Commodity Description	Berat Bersih / Net Weight (Kg)		Nilai / Value C.I.F (US\$)	
		Bulan ini	Kumulatif	Bulan ini	Kumulatif
		Current Month	Cum.Jan. to date	Current Month	Cum.Jan. to date
7318161000	Nuts with an external diameter not exceeding 16 mm	274 918	609 500	2 054 626	3 945 961
7318169000	Other nuts	644 915	1 672 639	4 244 532	9 087 891
7318191000	Other threaded articles of an external diameter not exceeding 16 mm	3 908	27 472	117 019	248 852
7318199000	Other threaded articles of iron and steel	175 266	312 571	906 667	1 725 968
7318211000	Non threaded artic. for spring washers and lock washers with an ext'	8 023	14 530	60 608	108 294
7318219000	Other spring washers and other lock washers	116 634	211 134	1 236 773	2 426 846
7318221000	Other washers with an external diameter not exceeding 16 mm	48 253	94 048	898 761	1 621 426
7318229000	Other washers	258 924	507 026	4 067 570	7 520 338
7318231000	Rivet with an external diameter not exceeding 16 mm	28 027	50 096	249 591	457 098
7318239000	Other rivets	33 594	69 936	152 052	307 606
7318241000	Cotters & cotters pins with an external diameter not exceeding 16 mm	85 961	152 716	1 165 199	2 159 153
7318249000	Other cotters and cotter pins	255 865	387 333	2 001 252	3 729 282
7318291000	Other non threaded articles with an external diameter <= 16 mm	30 754	62 621	803 207	1 674 166
7318299000	Other non threaded articles	262 323	710 656	3 172 833	6 928 833
7319200000	Safety pins	21 416	46 292	43 366	90 097
7319300000	Other pins	124 514	258 872	1 661 304	2 956 388
7319900000	Other similar articles for use in hand, of iron or steel	26 737	68 938	341 483	609 871
7320101000	Leaf springs and leaves for motor vehicles	81 068	127 717	329 307	549 682
7320109000	Other leaf springs and leaves	29 181	62 833	495 150	1 110 663
7320201000	Helical springs for motor vehicles	96 108	177 350	1 110 980	2 099 541
7320209010	Other Helical springs for motor vehicles for motor vehicles or earth	68 287	129 694	793 172	1 534 790
7320209090	Other Helical springs for motor vehicles	112 711	184 233	593 361	1 135 898
7320901000	Other springs and leaves for motor vehicles	72 648	183 840	680 825	1 644 205
7320909000	Other springs and leaves	100 187	194 131	891 516	1 824 338
7321110000	Cooking appliances and plate warmers for gas fuel or for both gas & liquid fuel	131 913	291 236	446 275	916 099
7321120000	Cooking appliances and plate warmers with liquid fuel	11 775	48 774	13 718	69 632
7321190000	Other Cooking appliances & plate warmers including appliances for	1	29	126	165
7321810000	Other appliances with gas fuel or for both gas and other fuels	21 169	21 169	15 130	15 130
7321820000	Other appliances with liquid fuel	182	182	1 172	1 172
7321890000	Other appliances with solid fuel	11 354	18 189	30 916	133 275
7321901000	Other cooking appliances & plate warmers of burner for kerosene stoves	2 660	5 966	10 364	18 721
7321909000	Other Cooking appliances and plate warmers	469 561	862 000	1 383 704	2 885 453
7322110000	Radiators and parts of cast iron	113	920	165	834
7322190000	Other parts of radiators	29 860	68 600	641 692	1 249 791
7322900000	Other radiators for central heating	27 641	59 233	447 210	976 859
7323100000	Iron/steel wool; pot scourers & scouring or polishing pads, gloves and	33 417	185 925	51 272	344 133
7323911000	Kitchenware of cast iron, not enamelled	6 059	71 589	61 213	199 081
7323919000	Household articles of cast iron not enamelled	27 415	122 311	36 172	151 642
7323920000	Household articles of cast iron, enamelled	21 345	156 791	29 756	222 085
7323931000	Kitchenware of stainless steel	458 112	1 030 091	1 294 511	2 795 343
7323939000	Other household articles of stainless steel	169 348	473 188	433 523	1 199 220
7323940000	Household of iron (other than cast iron) or steel, enamelled	325 847	679 385	372 141	703 018
7323991000	Other kitchenware	211 090	561 966	536 426	1 262 173
7323999000	Other household articles of iron or steel	318 262	938 765	585 332	1 640 389
7324100000	Sinks and wash basins, of stainless steel	304 305	560 824	699 294	1 129 735
7324210000	Bath of cast iron, whether or not enamelled	0	18 701	0	110 640
7324290000	Bath of stainless steel	4 679	23 188	16 642	88 117
7324901000	Sanitary ware for flushing water closets or urinals (fixed type)	7 318	13 029	26 986	38 666
7324902000	Sanitary ware of bedpans, urinals (portable type) and chamber pots	56	200	398	3 467
7324909000	Other sanitary ware	172 704	301 999	474 457	874 196
7325101000	Other cast articles of non malleable cast iron by latex spouts & late	55	55	561	561
7325109000	Other cast articles of non malleable cast iron	35 676	61 563	156 104	320 185
7325910000	Grinding balls and similar articles for mills	1 584 518	4 601 045	1 952 980	5 781 357
7325991000	Other cast articles of malleable cast iron by latex spouts and latex c	56	56	691	691
7325999000	Other cast articles of malleable cast iron	204 688	213 636	812 077	951 306
7326110000	Grinding balls & similar articles for mills forged/stamped but not furthe	1 913 466	5 457 396	2 320 665	6 885 744
7326190000	Other articles of iron or steel but not forged or stamped	567 224	1 139 094	2 467 293	4 577 919
7326202000	Articles of iron or steel wire for rat traps	2	2	32	32
7326205000	Articles of iron or steel wire for wire poultry cages and the like	73 606	213 997	101 336	308 764
7326209000	Other articles of non iron or steel wire	207 591	353 986	401 800	755 099
7326901000	Ships' rudders not forged or stamped	51 375	63 323	120 220	189 395
7326903000	Stainless steel shield & clamp assembly with rubber sleeve for hubless cast ir	39 245	89 233	370 578	1 061 470
7326904000	Latex spouts and latex cups but not forged or stamped	95	117	3 272	3 504
7326905000	Rat traps but not forged or stamped	80	80	192	192
7326907000	Stainless steel shield, clamp assembly for horse shoes; riding boot spu	14 783	26 627	201 336	372 097
7326909000	Other articles not forged or steamed	2 301 800	5 076 713	13 547 679	25 756 752
7401000000	Copper mattes, cement copper (precipitated)	0	77 640	0	861 456
7402000000	Unrefined copper, copper anodes for electrolytic refining.	1 999	2 585	106 705	108 397
7403110000	Refined copper for cathodes and sections of cathodes	5 401 540	9 385 810	50 703 506	85 350 509
7403120000	Refined copper for wire-bars	45 735	162 410	55 433	205 823

**I.3. IMPOR MENURUT KOMODITI / IMPORT BY HS COMMODITY**  
**\*\*\* FEBRUARI / FEBRUARY 2011 \*\*\***

H S	Uraian Komoditi Commodity Description	Berat Bersih / Net Weight (Kg)		Nilai / Value C.I.F (US\$)	
		Bulan ini	Kumulatif	Bulan ini	Kumulatif
		Current Month	Cum.Jan. to date	Current Month	Cum.Jan. to date
7403130000	Refined cooper for billets	12 609	12 609	40 505	40 505
7403190000	Other refined copper , unwrought	0	39 062	0	413 032
7403210000	Copper alloys for copper-zinc basealloys (brass)	184 078	407 410	1 718 301	3 915 895
7403220000	Copper alloys for copper-tin basealloys (bronze)	81 808	212 813	603 198	1 253 878
7403290000	Copper alloys for oth copper alloys(oth than master alloys of head.	3 731	4 773	38 173	83 115
7404000000	Copper waste and scrap.	1 585 758	3 093 497	13 140 491	24 846 365
7405000000	Master alloys of copper.	4 778	5 223	31 411	37 692
7406100000	Powders of non-lamellar structure	19 095	43 535	261 236	603 281
7406200000	Powders of lamellar structure; flakes	5 136	42 461	54 251	374 133
7407103000	Profiles of refined copper	3 345	6 494	38 574	82 061
7407109000	Other Profiles of refined copper	138 281	367 639	1 267 805	2 887 783
7407210000	Profiles of refined copperOf copper-zinc base alloys (brass)	154 368	408 297	1 064 599	2 892 684
7407290000	Other of copper alloys	43 016	103 194	376 141	773 025
7408110000	Copper wire.Of which the maximum cross-sectional	24 663	60 915	226 049	368 950
7408190000	Other wire of refined coppoer	553 433	1 274 321	3 936 335	8 925 227
7408210000	Copper wire of copper alloys withcopper zinc base alloys (brass)	66 241	147 092	816 185	1 617 031
7408220000	Copper wire of copper alloys w copper-nick bs alloys/c-nickel-zinc l	3 539	11 789	53 254	193 751
7408290000	Other copper alloys for copper wire	70 035	117 467	609 298	1 002 051
7409110000	Copper plates, sheets and strips, of refined copper in coils	94 462	249 082	604 966	1 673 328
7409190000	Copper plates, sheets and strips, of refined copper, not in coils	1 583 999	1 679 450	2 808 131	3 925 746
7409210000	Copper plates, sheets,strips, of copperzinc base alloys (brass), in cc	441 374	824 959	4 214 876	8 018 078
7409290000	Copper plates, sheets,strips, of copperzinc base alloys (brass), not i	77 891	183 330	506 494	1 097 243
7409310000	Copper plates, sheets,strips, of coppertin base alloys (brass), in coi	182 423	598 264	1 915 818	6 035 521
7409390000	Copper plates, sheets,strips, of coppertin base alloys (brass), not ir	36 565	65 323	172 938	265 029
7409400000	Copper-nickel base alloy (cupro-nickel),copper-nickel-zinc base all	96 192	185 515	1 006 183	2 025 083
7409900000	Other copper alloys, unrefined	1 768	5 852	35 516	351 167
7410110000	Copper foil, refined, thickness < 0.15mm, not backed	161 888	263 715	1 761 560	2 825 461
7410120000	Copper alloys, refined, thickness< 0.15 mm, not backed	50 440	92 999	426 655	777 372
7410210010	Reinforced sheets/plates of polyamide,of refined copper, backed	2 702	5 134	51 200	119 276
7410210020	Reinforced sheets/plates of polyamide,Copper clad laminate for P	500 854	1 220 740	2 494 313	6 106 366
7410210090	Reinforced sheets/plates of polyamide,Copper clad laminate not fr	32 174	37 377	160 124	260 129
7410220000	Reinforced sheets/plates of polyamide,Of copper alloys, unrefined	562	2 336	7 642	30 742
7411100000	Copper tubes & pipes of refined copper	239 029	653 933	2 427 343	6 164 381
7411210000	Copper tubes & pipes of copper alloyswith copper-zinc base alloys	62 629	203 969	802 845	1 606 093
7411220000	Copper tubes & pipes of copper alloyswith cupro-nickel or nickel s	2 721	5 607	72 477	166 230
7411290000	Other copper tubes and pipes	229 983	367 395	1 238 115	2 384 818
7412100000	Copper tube or pipe fitting ofrefined copper	14 986	43 045	53 450	188 578
7412201000	Copper tube or pipe fitting ofcopper-zinc base alloys (brass)	30 028	67 581	363 197	959 213
7412209000	Copper alloys, not brass, refined	27 921	84 249	251 869	491 426
7413000000	Stranded wire,cable,plaited bands,of copper, not electrically insula	114 889	341 795	1 336 739	2 827 060
7415101000	Nails&tacks(incl.drwing pins)of copperiron or steel with head of co	18 504	38 709	39 410	103 998
7415102000	Staples and similar articles of copper	0	4 821	0	98 396
7415109000	Tacks, drawing pins, & similar articles	3 150	12 720	35 275	143 991
7415210000	Washers (including spring washers)but not threaded	32 280	45 891	207 981	270 122
7415290000	Other articles of copper, not threaded	16 570	27 941	182 932	368 854
7415331000	Screws	55 188	95 078	400 037	855 651
7415332000	Bolts and nuts	72 664	144 406	216 804	517 566
7415390000	Other articles of copper, threaded	13 672	31 536	125 686	300 344
7418110000	Pot scourers and scouring or polishingpads, gloves and the like	1 323	1 345	548	583
7418190000	Other Pot scourers & scouring/polishing	1 773	29 892	8 307	48 936
7418200000	Sanitary ware and parts thereof	21 113	89 999	198 491	533 371
7419100000	Chain and parts thereof of copper	1 818	1 928	18 286	19 252
7419910010	Fittings for fire hoses, of copper	1 125	5 947	11 381	64 015
7419910020	Reservoirs, tanks, vats and similarof copper	2 063	6 043	15 573	223 954
7419910030	Electroplating anodes,machine beltfor ships or other vessel	170	20 247	1 259	184 633
7419910090	Oth table, kichen,cast, moulded,stamped/forged but not further w	34 605	82 002	1 014 243	1 749 518
7419991000	Electroplating anodes,machine beltfastener,fitting for ships,fire ho	91	10 269	4 910	126 827
7419992000	Similar containers not fitted withmech./termal equip. of a cap.of <	54	7 874	886	18 033
7419993100	Grill and netting of copper wirefor machinery	484	5 921	15 385	111 204
7419993910	Grill and netting of copper wireCloth suitable for making mosquito	1 454	1 844	4 580	6 293
7419993990	Other grill and netting of copper wire	23 557	33 783	476 875	695 321
7419994000	Other grill and netting of copper wireSprings	62 365	120 597	820 721	2 192 760
7419999000	Other articles of non copper	6 139	138 733	57 741	735 680
7502100000	Nickel, not alloyed	34 591	53 894	851 329	1 084 079
7502200000	Nickel alloys	0	2	0	48
7504000000	Nickel powders and flakes.	1	2 082	79	59 263
7505110000	Bars, rods and profiles of nickel,not alloyed	97	1 416	5 929	34 191
7505120000	Bars, rods & profiles of nickel alloys	1 028	2 740	24 440	74 105
7505210000	Wire of nickel, not alloyed	13 759	31 053	273 367	698 542
7505220000	Wire of nickel alloys	21 586	26 338	365 169	472 907

**I.3. IMPOR MENURUT KOMODITI / IMPORT BY HS COMMODITY**  
**\*\*\* FEBRUARI / FEBRUARY 2011 \*\*\***

HS	Uraian Komoditi Commodity Description	Berat Bersih / Net Weight (Kg)		Nilai / Value C.I.F (US\$)	
		Bulan ini Current Month	Kumulatif Cum.Jan. to date	Bulan ini Current Month	Kumulatif Cum.Jan. to date
7506100000	Nickel plates, sheets, strip&foil ofnickel, not alloyed	104	10 988	19 957	247 514
7506200000	Nickel plates, sheets, strip and foilof nickel alloys	16 993	43 530	500 294	1 254 037
7507120000	Tubes and pipes of nickel alloys	36 071	36 078	1 375 396	1 376 659
7507200000	Tube or pipe fittings	3 080	52 357	11 244	92 727
7508100000	Cloth, grill and netting,of nickel wire	149	3 050	2 708	94 064
7508903000	Bolts and nuts of non nickel	9 558	12 674	52 594	74 413
7508904000	Other articles suitable for usein building of non nickel	7 878	8 093	8 459	8 802
7508909010	Electro-plating anodes,wrought or un-wrought, including those prc	32 966	62 342	409 431	780 226
7508909020	Screens for printing machines	9 204	13 662	64 646	173 420
7508909090	Other Nickel tubes, pipes, tube, pipefittings	1 089	1 635	64 360	92 222
7601100000	Aluminium, not alloyed	20 684 864	38 771 571	50 754 790	94 089 248
7601200000	Aluminium alloys	12 603 944	24 962 704	31 981 480	62 157 055
7602000000	Aluminium waste and scrap.	2 206 223	5 208 214	4 002 690	9 523 823
7603100000	Aluminium powders of non-lamellarstructure	99 905	242 029	241 080	721 663
7603200010	Aluminium powders and flakes of flakes	64	92	1 607	1 788
7603200020	Aluminium powders and flakes,powderof lamellar structure	30 370	46 034	73 115	138 854
7604101000	Bars and rods of aluminium not alloyed	47 938	127 212	411 154	990 356
7604109010	Profiles suitable for use as heat sinkwith cross-sect.dimention < 17	571	5 261	15 835	280 878
7604109090	Oth profiles suitable for use as heatsink	95 774	195 986	186 440	623 929
7604211000	Perforated tube profile for evaporatorcoils of mtr veh. ac mach.of.	335	759	9 667	19 924
7604219000	Oth hollow profiles of aluminium alloys	276 262	751 022	1 851 058	4 460 271
7604291010	Extruded bars and rods not surfacetreated	59 150	131 583	192 489	429 990
7604291020	Extruded bars and rods surfacetreated	0	14	0	214
7604293000	Y-shaped profiles for zip fasteners,in coils of non aluminium alloy	3 560	9 513	51 122	146 955
7604299000	Other bars, rods and profiles ofnon aluminium alloys	151 321	335 392	5 131 464	10 391 213
7605110000	Alum. wire of aluminium not alloyedwhich the max.cross-sect'l din	2 489	14 073	33 817	106 916
7605191000	Aluminium wire of non aluminium notalloyed with a diameter < 0.	1 907	2 094	42 334	47 300
7605199000	Other aluminium wire of non aluminiumnot alloyed	15 265	72 397	80 378	429 392
7605210000	Alum. wire of aluminium alloys whichthe max.cross-sect'l dimensi	0	20 000	0	69 600
7605291000	Aluminium wire of non aluminium alloyswith a diameter not exce	0	3 286	0	53 345
7605299000	Other aluminium wire of non aluminiumalloys	42 957	153 418	179 952	563 790
7606110010	Aluminium plates,sheets&strip of plainor figured by rolling of thick	12 266	55 116	1 192 456	2 290 958
7606110090	Oth aluminium plates,sheets&strip ofplain/figured by rolling of thi	4 891 037	8 772 204	13 380 081	23 516 279
7606121010	Can stock (alloy 3004,3104 or 5182, ofthickness > 0,25 mm, in coil	79 085	88 759	413 767	457 881
7606121090	Oth.Can stock (alloy 3004,3104, 5182,of thickness > 0,25 mm, in co	107 186	225 573	1 647 169	2 144 628
7606123100	Sheets o alum. rigid cont.sheets alloy5182,5082,hardnessh19<1,00	18 805	103 083	258 459	636 643
7606123910	Other aluminium sheet/coilnot exceeding 1,000 mm in width	1 045 908	1 990 455	2 990 061	5 700 184
7606123920	Other aluminium sheet / coilexceeding 1,000 mm in width	2 098 559	4 422 511	6 766 224	14 635 980
7606123930	Aluminium Litho Grade sheet/coil alloyha 1052 hardness temper h	41 584	41 584	147 278	147 278
7606123990	Other aluminum sheet	447 694	1 162 418	1 820 737	4 725 459
7606124000	Oth, plain/figured by roll./press. butnot surface treatedof non alur	193 345	389 748	714 286	967 367
7606129000	Other aluminium plate rectangular ofaluminium alloys	260 576	559 035	799 569	2 583 326
7606912000	Oth alum. not alloyed,plain/figured byrolling/pressing b not surfac	34 111	34 111	67 380	67 380
7606919000	Oth aluminium plate, not rectangular ofaluminium, not alloyed	14 746	62 717	71 021	247 910
7606923010	Venetian blind slat,whether or notrolled or cut, in width ½1,000 m	130	1 944	1 153	4 639
7606923020	Sheet or coil of alum. rigid containersheet alloy 5182,5082,hardnes	3 972	25 251	13 657	92 490
7606923090	Oth.than Sheet/coil of aluminium rigidcontainer sheet alloy 5182,5	108 976	256 907	134 600	342 977
7606929010	Oth venetian blind slat,whether or notrolled or cut, in width ½1,00	3 631	10 148	44 693	74 150
7606929020	Oth.sheet/coil of alum.rigid containersheet alloy 5182,5082,hardn	116 648	152 527	196 560	340 057
7606929090	Other aluminium alloys	219 866	659 084	299 269	742 031
7607110000	Aluminium foil not backed, rolledbut not further worked	339 298	1 054 593	1 375 144	4 410 778
7607191000	Foil of aluminium alloy A1075 or A3903not back,oth than rolled bu	7 070	10 783	62 801	66 112
7607199000	Oth than foil aluminium alloy A1075/a3903 not back,oth than roll t	279 357	557 161	2 242 946	4 244 437
7607204000	Aluminium foil backed for imitationgold or silver	0	220	0	5 846
7607209010	Aluminium foil laquer coated (white orof thickness >0,05 mm or <	114 802	286 720	1 771 194	4 160 992
7607209090	Oth.aluminium foil, backed,thickness <=0.2 mm	195 099	333 513	984 207	1 889 672
7608100000	Aluminium tubes and pipes ofaluminium, not alloyed	23 891	52 158	89 818	256 870
7608200000	Aluminium tubes and pipesof aluminium alloys	111 147	268 358	610 715	1 684 487
7609000000	Aluminium tube or pipe fittings (forexample, coupling,elbows,slee	50 989	113 292	545 290	1 170 124
7610100000	Alum. structures for doors, windows &their frames and thresholds	94 499	236 797	243 310	648 113
7610901000	Oth alum. structures for bridges andbridge section, towers, lattice	251	527	1 898	2 892
7610909000	Other aluminium structures	342 628	967 029	1 168 772	1 996 455
7611000000	Aluminium reservoirs, tanks, vats andsimilar containers for any ma	1 290	5 492	17 660	27 824
7612100000	Alum. collapsible tubular containers	12 139	174 477	116 060	696 629
7612901000	Aluminium casks, drums, cans, boxes andseamless containers for fi	1	1 595	288	14 156
7612909000	Oth.aluminium casks,drums,cans, boxes& containers, for any mate	486 201	883 435	2 220 163	4 247 526
7613000000	Aluminium containers for compressedor liquified gas	941	6 236	14 019	45 013
7614101100	Cable with steel core of circularcross section not exceeding 500 m	65 352	605 017	115 880	1 306 290
7614101900	Other cable with steel core	6 279	13 572	22 688	87 213
7614109000	Other stranded wire with steel core	36 578	403 193	298 993	1 078 339

**I.3. IMPOR MENURUT KOMODITI / IMPORT BY HS COMMODITY**  
**\*\*\* FEBRUARI / FEBRUARY 2011 \*\*\***

HS	Uraian Komoditi Commodity Description	Berat Bersih / Net Weight (Kg)		Nilai / Value C.I.F (US\$)	
		Bulan ini	Kumulatif	Bulan ini	Kumulatif
		Current Month	Cum.Jan. to date	Current Month	Cum.Jan. to date
7614901200	Cable without steel core of circularcross section > 500 mm but < 6	141	141	67	67
7614901900	Other cable without steel core	983	1 074	21 029	23 398
7614909000	Other stranded wire without steel core	13 297	15 769	48 170	70 570
7615110000	Pot scourers and scouring or polishingpads,/gloves and the like of ;	0	132	0	360
7615190000	Oth table, kitchen/oth householdarticles & parts thereof of alumin	206 952	559 797	662 408	1 939 370
7615201000	Bedpans, urinals ( portable type )and chamber	0	320	0	41 945
7615209000	Other sanitary ware and parts thereofof aluminium	1 925	8 727	10 727	26 268
7616101000	Nails of aluminium	24 654	27 331	31 965	34 777
7616102000	Staples and hooks of aluminium	16 139	62 170	89 773	247 821
7616109000	Tacks, rivets,cotters,cotter pinsand washers of aluminium	85 471	174 802	732 869	1 541 814
7616910000	Other cloth, grill, nettingand fencing, of aluminium wire	28 942	53 857	20 501	342 104
7616992000	Ferrules for use in the manufactureof pencils	9 363	14 056	113 039	174 562
7616993000	Alum.slugs, round, of such dim. thatthe thick's>one tenth of the di;	80 096	153 118	257 575	468 420
7616994000	Bobbins, spools, reels and similarsupports for textile yarn	11 274	36 867	32 384	118 055
7616999010	Venetian blinds	3 833	22 382	32 472	139 310
7616999090	Other articles of aluminium	484 363	871 008	3 001 355	5 740 505
7801100000	Refined lead	3 811 597	7 656 467	9 833 859	19 181 385
7801910000	Oth unwrought lead&containing by wgtantimony as the principal c	2 265 623	5 455 371	5 410 173	12 518 793
7801991000	Oth unwrought lead&containing by wgtunrefined	553 158	1 938 025	1 322 189	4 402 399
7801999000	Oth unwrought lead&containing by wgt	248 854	447 174	741 116	1 323 363
7804110000	Sheets, strip and foilof a thickness < 0,2 mm	582	908	8 095	13 401
7804190010	Lead embossed, cut to shape, perfortd,coated,printed, backed, reir	1 841	3 904	127 029	302 792
7804190090	Oth.lead plates, sheets, strip andfoil, lead	42 979	73 556	461 082	916 605
7804200000	Powders and flakes	400	25 422	3 730	8 734
7806002000	Other articles of lead,bars,rods,profiles and wire	2 481	4 206	135 746	238 666
7806003000	Other articles of lead,tubes,pipesand tube or pipe fittings (for	296	96 390	1 335	137 537
7806009010	Lead wool,washers,electro-plating anodes	3 957	5 265	7 457	15 739
7806009090	Other articles of lead	2 717	4 280	88 024	113 260
7901110000	Zinc not alloyed containingby weight 99.99% or more of zinc	3 372 728	8 251 360	8 128 194	19 367 138
7901120000	Zinc not alloyed containingby weight < 99.99% of zinc	3 050 826	5 946 696	7 289 311	14 170 269
7901200000	Zinc alloys	849 356	2 055 787	2 162 168	5 098 448
7903100000	Zinc dust	61 283	135 643	181 143	398 834
7903900000	Zinc powders and flakes	41 490	168 932	163 479	625 383
7904000010	Zinc wire,bars,rods,not surface treated	3 708	23 233	20 850	75 036
7904000090	Zinc profiles	1 177	33 601	3 830	360 415
7905001010	Zinc plates, sheets, strip not surfacetreated	146 223	238 511	250 303	423 665
7905001020	Zinc plates, sheets, strip surfacetreated	28 430	38 193	11 949	17 415
7905002010	Zinc foil not surface treated	5 679	5 679	10 242	10 242
7907003000	Gutters, roof capping, skylight frames& oth fabricated building cor	2 923	129 224	5 325	77 367
7907004000	Zinc tubes, pipes,tube, pipe fittings(cuoplings, elbows, sleeves)	15 670	34 107	21 932	50 439
7907009010	Electro-plating anodes; stencil plates	43 660	227 970	125 387	646 511
7907009020	Domestic articles and parts thereof	0	4 250	0	4 326
7907009090	Oth articles of zinc oth than domestic	239 905	408 180	347 541	827 943
8001100000	Tin, not alloyed	61	8 966	5 755	50 135
8001200000	Tin alloys	21 040	43 095	781 985	1 682 897
8003000000	Tin bars, rods, profiles and wire.	52 444	181 819	1 146 422	3 229 370
8007002000	Other articles of tin, sheets and strip,Plates, thickness > 0,2mm	737 530	1 303 039	927 822	1 781 963
8007003000	Tin-foil (whether or not printed or backper),thick < 0,2 mm,powder	2 749	2 749	10 273	10 273
8007004000	Tin-Tubbes, pipes and tube or pipe fitti(for example, couplings, elb	9	742	15	3 806
8007009090	Other articles of tin	16 887	22 437	68 485	112 030
8101100000	Tungsten (wolfram) powders	1 119	1 437	29 705	31 903
8101940000	Unwrought tungsten, including barsand rods obtained simply by si	92	113	5 111	11 063
8101960000	Tungsten wire	9 995	19 750	420 907	755 421
8101990010	Tungsten bar&rods,oth than those obtaineplly by sintering,profiles,	14	21	2 312	6 855
8101990090	Other tungsten (wolfram)	560	1 295	34 705	71 024
8102100000	Molybdenum powders	1	51	66	5 462
8102940000	Unwrought molybdenum, including barsand rods obtained simply	49	49	280	280
8102950000	Molybdenum bar&rods,o.than those obt'dsimp. by sintering,profil	611	611	7 006	7 006
8102960000	Molybdenum wire	595	4 995	44 487	109 896
8102990000	Other molybdenum	73	74	796	1 546
8103200000	Unwrought tantalum, including bars androds obt'd simp.by sinteri	12	144	13 179	130 796
8103900000	Other tantalum	0	6	0	737
8104110000	Unwrought magnesium containingat least 99.8 % by weight of ma	187 051	313 425	588 193	1 021 976
8104190000	Other unwrought magnesium	13 207	13 581	27 597	30 675
8104300000	Magnesium raspings,turnings &granules,graded according to size;	15 050	15 053	99 067	99 944
8104900000	Other magnesium	3 450	3 982	10 710	14 650
8105201000	Unwrought cobalt	0	5 000	0	184 650
8105209000	Mattes cobalt; cobalt powders	4 000	14 000	126 400	377 905
8105900000	Other cobalt mattes	330	2 156	21 348	56 034
8107200000	Unwrought cadmium, powders	0	4	0	1 038

**I.3. IMPOR MENURUT KOMODITI / IMPORT BY HS COMMODITY**  
**\*\*\* FEBRUARI / FEBRUARY 2011 \*\*\***

HS	Uraian Komoditi Commodity Description	Berat Bersih / Net Weight (Kg)		Nilai / Value C.I.F (US\$)	
		Bulan ini Current Month	Kumulatif Cum.Jan. to date	Bulan ini Current Month	Kumulatif Cum.Jan. to date
8107900000	Other cadmium	30	31	1 892	2 095
8108200000	Unwrought titanium; powders	4	150	192	559
8108300000	Titanium waste and scrap	1	1	2	2
8108900000	Other titanium	5 231	34 844	554 692	989 999
8109200000	Unwrought zirconium; powders	1 000	1 000	20 890	20 890
8109900000	Other zirconium	101	649	3 667	8 167
8110100000	Unwrought antimony; powders	0	2 214	0	25 443
8111000000	Manganese and articles thereof, includewaste and scrap.	2 000	2 000	8 700	8 700
8112120000	Unwrought beryllium; powders	9	9	8 007	8 007
8112190000	Other beryllium	829	4 023	40 601	118 859
8112210000	Unwrought chromium; powders	751	24 794	4 993	67 400
8112290000	Other Chromium	901	944	33 977	34 580
8112990000	Other thallium	0	37	0	729
8201100000	Spades and shovels	158	13 747	1 110	15 055
8201200000	Forks	17	22	391	501
8201301000	Hoes (mamooties) and rakes	178	37 400	426	40 165
8201309000	Mattocks and picks	0	9 505	0	11 156
8201400000	Axes, bill hooks and similar hewing tool	192	296	3 890	7 233
8201500000	Secateurs & similar one-handed prunersand shears (including pou	7 553	14 205	11 027	23 846
8201600000	Hedge shears, two-handed pruning shearsand similar two handed	655	655	1 125	1 125
8201900000	Other hand tools of a kind used inagriculture, horticulture or fores	2 834	3 378	8 349	10 052
8202100000	Hand saws	180 855	371 797	252 820	527 703
8202200000	Band saw blades	67 299	118 237	515 485	894 409
8202310000	Circular saw blades with working partof steel	19 858	38 706	110 006	250 387
8202390000	Other circular saw blades,including parts	64 856	137 242	104 569	221 524
8202400000	Chain saw blades	69 037	129 882	186 565	350 346
8202910000	Straight saw blades for working metal	3 947	12 647	5 312	21 845
8202991000	Straight saw blades	7 573	9 713	67 181	130 101
8202999000	Other saw blades	63 587	136 153	271 649	452 067
8203100000	Files, rasps and similar tools	56 512	127 236	96 148	195 050
8203200000	Pliers (including cutting pliers),pincers, tweezers and similar tools	389 378	734 822	612 502	1 281 017
8203300000	Metal cutting shears and similar tools	55 175	103 494	317 362	594 662
8203400000	Pipe-cutters, bolt croppers,perforating punches, and similar tools	20 891	47 697	130 312	290 669
8204110000	Hand operated spanners and wrencheson - adjustable	491 140	878 770	765 040	1 551 004
8204120000	Hand operated spanners and wrenchesadjustable	201 672	511 479	657 343	1 610 309
8204200000	Interchangeable spanner sockets,with or without handles	152 817	274 757	401 476	850 364
8205100000	Drilling, threading or tapping tools	45 105	112 869	229 135	651 409
8205200000	Hammers and sledge hammers	686 223	1 169 972	1 411 366	1 998 121
8205300000	Planes, chisels, gouges andsimilar cutting	176 485	388 585	226 643	500 415
8205400000	Screwdrivers	225 595	472 650	419 153	916 132
8205511000	Flat irons	10	66	1 375	1 526
8205519000	Other household tools	11 521	17 017	145 080	164 871
8205590000	Other hand tools , oth than househodtools	349 830	790 422	1 008 346	2 098 438
8205600000	Blow lamps	62	557	1 370	3 318
8205700000	Vices, clamps and the like	146 635	359 914	447 264	1 492 394
8205800000	Anvils; portable forges; hand-/pedal-op'ted grinding wheels with fi	5 823	11 740	50 920	90 339
8205900000	Sets of articles of two or moreof the foregoing subheadings	65 192	97 844	286 746	508 287
8206000000	Tools of two/more of the headings82.02to82.05 put up in sets for r	142 382	307 321	702 317	1 519 297
8207130000	Rock drilling or earth boring toolswith working part of cermet	6 531	12 097	215 965	394 686
8207190000	Other rock drilling or earth boringtools, including parts	124 018	253 295	4 138 748	9 221 459
8207200000	Dies for drawing or extruding metal	79 095	105 673	6 401 982	10 921 386
8207300000	Tools for pressing, stampingor punching	131 695	312 763	2 243 809	5 421 365
8207400000	Tools for tapping or threading	44 898	52 624	1 354 065	2 215 310
8207500000	Tools for drilling,other than for rock drilling	150 601	220 333	1 296 165	2 533 438
8207600000	Tools for boring or broaching	26 550	30 758	475 559	707 600
8207700000	Tools for milling	8 881	17 730	495 046	885 410
8207800000	Tools for turning	17 155	40 229	605 919	1 373 302
8207900000	Other interchangeable tools	65 825	147 712	2 252 145	5 367 207
8208100000	Knives and cutting bladesfor metal working	8 697	26 198	455 160	928 384
8208200000	Knives and cutting bladesfor wood working	102 832	196 014	646 287	1 421 294
8208300000	Knives&cutting blades f kitchen app'es/for mach. used by the food	146	493	299	3 286
8208400000	Knives&cutting blades for agricultural, horticultural or forestry ma	8 287	21 665	47 245	65 487
8208900000	Other knives and cutting blades	171 421	341 120	1 914 286	3 258 389
8209000000	Plates, sticks, tipsand the like for tools,	15 316	57 821	420 401	792 532
8210000000	Hand-operated mechanicalappliances, weighing	81 192	184 205	104 506	260 661
8211100000	Knives with cutting blades,serratedor not and sets of assorted arti	39 037	73 992	91 463	168 320
8211910000	Table knives having fixed blades	12 884	51 411	69 435	206 100
8211925010	knives ,fix blades, handle of base metalfor agricultural, horticultur	523	868	13 090	61 133
8211925090	knives ,fix blades,handle oth than metalfor agricultural, horticultur	2 022	15 215	12 677	28 262
8211929010	Flick or spring knives; hunting,divingand scouts knives,penknives;b	358	1 359	11 303	12 187

**I.3. IMPOR MENURUT KOMODITI / IMPORT BY HS COMMODITY**  
**\*\*\* FEBRUARI / FEBRUARY 2011 \*\*\***

HS	Uraian Komoditi Commodity Description	Berat Bersih / Net Weight (Kg)		Nilai / Value C.I.F (US\$)	
		Bulan ini Current Month	Kumulatif Cum.Jan. to date	Bulan ini Current Month	Kumulatif Cum.Jan. to date
8211929020	Other knives having fixed bladeswith handle of base metal	138	934	7 816	9 555
8211929090	Other knives having fixed bladeswith handle oth than base metal	6 789	35 146	21 663	87 920
8211932090	Knives,oth than fixed blades,handle oththan metal, for agricultural	28	88	712	2 486
8211939010	Knives having other than fixed bladeswith handle of base metal	0	457	0	1 239
8211939090	Knives having other than fixed blades,with handle oth than base m	9 408	13 642	37 961	58 737
8211940000	Blades with handle of base metal	8 121	21 138	276 887	318 289
8211950000	Knives with handles of base metal	8 639	14 205	46 451	98 511
8212100000	Razors	6 342	21 759	13 446	86 789
8212201000	Safety razor bladeswith double-edged razor blades	123 913	182 539	3 069 592	4 358 780
8212209000	Other razors and razor blades	49 845	71 111	244 678	323 107
8212900000	Other parts of razors and razor blade	284	317	976	6 269
8213000000	Scissors, tailors' shearsand similar shears,	152 614	335 915	269 400	592 842
8214100000	Ppr knives,ltr openers,erasing knives,pencil sharpeners and blade:	94 464	188 988	210 156	397 171
8214200000	Manicure or pedicure setsand instruments	49 219	105 479	156 906	286 339
8214900000	Other articles of cutlery	23 005	52 913	69 062	118 517
8215100000	Spoons,forks,ladles,skimmer,cake serv.&fish knives sets of assorte	8 236	27 736	14 825	54 761
8215200000	Similar kitchen and tableware,other sets of assorted articles	94 312	217 235	171 260	309 764
8215910000	Similar kitchen and tablewareplated with precious metal	0	396	0	183
8215990000	Other similar kitchen and tableware	366 159	985 846	699 145	1 720 808
8301100000	Padlocks	472 873	970 088	675 804	1 496 647
8301200000	Locks of a kind used f motor vehicles	161 095	320 925	1 770 208	3 359 316
8301300000	Locks of a kind used for furniture	253 782	623 238	358 680	827 444
8301400000	Other locks	641 347	1 559 104	1 454 246	3 241 866
8301500000	Clasps and frames with clasps,incorporating locks	23 973	34 010	132 601	218 086
8301600000	Parts of padlocks and lock	423 451	1 013 503	2 345 217	5 103 074
8301700000	Keys presented separately	4 713	19 455	26 592	64 646
8302100000	Hinges	1 369 476	3 143 841	1 915 569	4 384 387
8302200000	Castors	327 888	714 159	371 624	1 059 062
8302300000	Oth mountings, fittings and similararticles suitable for motor vehic	391 869	769 782	2 536 246	5 016 623
8302413010	Hasps ; suitable for buildingsuitable for building	278 490	425 551	264 934	411 634
8302413090	Bolts, hooks, eyes and staplessuitable for building	96 217	151 776	124 153	200 997
8302419000	Other mountingsuitable for building	682 198	1 493 569	1 153 261	2 423 283
8302421000	Bolts and haspsuitable for furniture	31 390	31 473	82 461	82 970
8302429000	Other Mounting ; suitable for furniture	1 061 433	2 418 719	1 935 679	4 690 907
8302491000	Mounting of a kind suitable for saddlery	3 446	19 785	41 978	110 014
8302499000	Other mounting ; oth than of a kindsuitable for saddlery	280 258	697 368	568 807	1 479 019
8302500000	Hat-racks,hat-pegs, bracketsand similar fixtures	35 828	220 250	188 470	666 021
8302600000	Automatic door closers	27 876	93 115	315 497	656 913
8303000000	Armoured/reinforced safes,strong-boxesand doors and safe depos	275 306	559 970	559 769	1 173 294
8304001000	Filing cabinets or card-index cabinets	15 476	61 601	29 438	89 035
8304002000	Office or desk equipment of copper orof lead	62 323	62 695	351 673	353 032
8304009000	Other similar office or desk equipment	147 333	277 266	645 994	1 243 709
8305101000	Fittings for double loop wire bindersdouble loop wire binders	31 614	93 289	123 388	276 117
8305109000	Fittings for loose-leaf binders or filesoth than double loop wire bin	108 287	211 652	125 328	216 900
8305200000	Staples in strips	159 258	360 385	207 521	466 030
8305900000	Letter coners, paper clips, indexingtagsoffice articles	131 683	352 165	441 620	1 027 883
8306101000	Bells for cycles	19 392	30 883	23 063	39 308
8306109000	Bells, gongs and the like,oth than of copper	747	4 331	3 695	12 452
8306210000	Statuetes and other ornamenplated with precious metal	0	3 439	0	25 912
8306291000	Statuetes and other ornamen, of copperor lead	0	304	0	560
8306299000	Statuetes and other ornamen, of oth thancopper or lead	10 803	22 782	34 236	99 098
8306301000	Photograph, picture or similar frames;mirrors : of copper	0	2 715	0	5 610
8306309000	Photograph, picture or similar frames;mirrors : of oth than copper	7 401	42 577	44 878	104 754
8307100000	Flexible tubing of base metal, withor without fitting of iron or stee	78 842	297 526	575 110	1 492 689
8307900000	Flexible tubing of base metal, with orwithout fitting of other base	6 472	19 059	222 355	275 599
8308100000	Hooks,eyes&eyelet o base metal of a k.used f cloth,footwear,awnii	186 910	471 283	1 946 323	4 596 372
8308200000	Tubular/bifurcated rivets of bs metalof a kind used for clothing,foc	18 641	43 016	395 263	671 367
8308901000	Beads of base metal	19 970	45 318	267 667	658 147
8308902000	Spangles of base metal	7 440	8 930	71 226	103 971
8308909000	Other clups and parts	268 842	756 670	1 986 492	4 834 620
8309100000	Crown corks of packing accessoriesof base metal	3 653	3 751	3 832	7 472
8309901000	Capsules for bottles of base metal	6 641	6 908	44 822	54 834
8309902000	Top ends of alum. cans of base metal	180 948	427 302	1 017 213	2 394 405
8309903000	Other caps for cans of base metal	145 724	292 101	445 403	926 076
8309904000	Bungs for metal drums; bung covers;seals;case corner protectors	16 403	44 126	119 040	258 059
8309905000	Oth packing accessories, of aluminium	45 566	88 938	457 413	936 370
8309909000	Oth packing accessories, of base metal	108 414	237 384	1 069 508	2 446 559
8310000000	Sign , name, address and similar plates,numbers, and oth symbols,	18 282	35 608	201 552	442 188
8311101000	Coated electrodes of base metal,for electric arc-welding : In rolls	208 848	1 084 813	565 579	2 335 166
8311109000	Coated electrodes of base metal,for electric arc-welding, In oth the	1 364 746	3 057 594	2 321 857	5 066 413

**I.3. IMPOR MENURUT KOMODITI / IMPORT BY HS COMMODITY**  
**\*\*\* FEBRUARI / FEBRUARY 2011 \*\*\***

HS	Uraian Komoditi Commodity Description	Berat Bersih / Net Weight (Kg)		Nilai / Value C.I.F (US\$)	
		Bulan ini	Kumulatif	Bulan ini	Kumulatif
		Current Month	Cum.Jan. to date	Current Month	Cum.Jan. to date
8311201000	Cored wire of base metal, for electric arc-welding : In rolls	486 829	901 203	992 843	1 807 064
8311209000	Cored wire of base metal, for electric arc-welding : In oth than rolls	95 501	251 035	436 114	883 350
8311301000	Coated rods & core wire of base metal for sold, braz/welding by flame	494 424	1 030 166	2 067 709	3 530 806
8311309000	Coated rods & core wire, base metal, for sold, braz/weld by flame in	430 459	780 227	1 520 851	3 266 417
8311900000	wire and rods, of agglomerated basemetal powder, used for metal	114 987	210 235	531 148	1 104 400
8401300000	Fuel elements (cartridges),	8	832	434	7 537
8401400000	Parts of nuclear reactors	41	41	1 619	1 619
8402111000	Watertube boiler electric with a steam production exceeding 45 ton	0	489 311	0	2 496 874
8402112000	Watertube boiler not electric with a steam production exceeding 45 ton	12 291	12 320	136 099	136 362
8402121100	Watertube boilers elect. with a steam prod. <= steam prod. < 45 ton	11 708	292 230	54 000	773 717
8402121900	Watertube boilers electric with a steam prod < 15 tons /hours	209 942	247 214	644 583	822 268
8402122900	Watertube boilers not electric with a steam prod. < 45 ton	16 857	16 884	52 931	53 176
8402191900	Oth vapour elect generating boilers, incl hybrid boilers, steam prod.	38 942	53 833	526 123	684 326
8402192900	Oth not-elect generating boilers, incl hybrid boilers, steam prod <= 15 ton	102	116 959	2 026	402 761
8402202000	Electric super heated water boilers not electrically operated	0	9	0	339
8402901000	Boiler bodies or shells generating boilers	57 216	366 100	155 629	551 204
8402909000	Other parts of steam or other vapour generating boilers	1 669 113	4 362 346	10 414 582	19 322 669
8403100000	Boilers of central heating boilers other than those of heading 84.02	334 261	382 025	2 542 926	2 885 235
8403901000	Boiler bodies or shells central heating boilers oth than those of heading 84.02	1 522	1 632	10 190	11 387
8403909000	Other part of central heating boilers oth than those of heading 84.02	32 387	51 450	86 295	245 330
8404101010	Soot remover for use with boilers of heading 84.02	4 297	4 297	60 463	60 463
8404101090	Oth auxiliary plant for use with boilers of heading 84.02	288 715	3 739 961	1 714 938	15 280 697
8404102000	Oth auxiliary plant for use with boilers of heading 84.03	8 283	8 283	80 442	80 442
8404200000	Condensers for steam or other vapour power units	15 140	208 128	80 342	11 677 572
8404901900	Part oth than boiler bodies or shells of goods of subheading 8404.1	12	12	2	2
8404909000	Other parts of auxiliary machinery for use with boilers	4 940	733 925	75 263	6 861 589
8405100000	Producer gas/water gas generators, with or without purifiers; acetylene	146 108	414 658	1 298 725	1 954 906
8405900000	Parts of producer gas or water generators	1 555	16 071	29 396	130 479
8406100000	Turbines for marine propulsion	0	12 427	0	1 066 513
8406810000	Turbines oth than marine propulsion of an output exceeding 40 MW	2 092 374	4 440 244	7 435 323	20 065 743
8406820000	Turbines oth than marine propulsion of an output not exceeding 40 MW	105 042	359 140	2 885 223	5 056 587
8406900000	Parts of steam turbines and parts	123 928	709 554	3 766 485	10 789 257
8407100000	Spark-ignition reciprocating piston engines for aircraft	9 099	18 922	1 090 130	4 070 702
8407210000	Outboard motors, marine propulsion engines	75 730	144 992	1 955 140	3 516 375
8407291000	Spark-ignition reciprocating piston engine for oth marine propulsion	202 450	353 574	822 464	1 684 505
8407299000	Spark-ignition reciprocating piston engine for oth marine propulsion	872	14 511	2 244	43 602
8407310000	Reciprocating piston engine of vchile of chapter 87, capacity <= 50 cc	67	303	2 216	10 776
8407320000	Reciprocating piston engine of vchile of chapter 87, 50cc < capacity	281 319	488 906	2 447 648	4 078 482
8407330000	Reciprocating piston engine of vchile of chapter 87, 250cc < capacity	240	503	1 218	2 185
8407341000	Piston engine for pedestrian controlled tractors, cylinder capacity <= 500 cc	5 459	5 459	127 780	127 780
8407342000	Reciprocating piston engine of vchile of heading 87.01	143	356	1 105	6 766
8407343000	Spark ignition reciprocating piston engine of acyl. capa exc. 1000 cc for vch.	6 228	11 740	167 625	324 426
8407349000	Piston engine of a capacity exc. 1000 cc for tractors, vch. of hd 87.01	1 359 742	2 752 267	8 394 313	17 217 788
8407901000	Oth spark-ignition reciprocating piston engine of a power not exceeding 18.6 kW	637 720	1 296 201	2 128 015	4 853 625
8407902000	Oth spark-ignition reciprocating piston engine power > 18.65 kW and <= 22.38 kW	1 268	13 223	19 416	63 066
8407909000	Oth spark-ignition reciprocating piston engine of a power > 22.38 kW (30hp)	172 049	253 645	422 300	633 184
8408104000	Comprss-igntn piston eng. for marine propulsion of a power not exc	350 068	938 692	2 668 704	5 725 485
8408109000	Comprss-igntn piston eng. for marine propulsion of a power exceeding 18.6 kW	28 580	177 366	699 211	3 818 192
8408201100	Comprss-igntn piston engines for vhcls 8701.10, output <= 60 kw	1 323	5 464	995	5 012
8408201200	Comprss-igntn piston engine oth for vhcls 8701.10, output <= 60kw, full	156 038	471 043	262 768	630 460
8408201900	Comprss-igntn piston engines for vhcls 87, not fully assembled, oth	0	6 341	0	4 918
8408209100	Comprss-igntn piston engines for vhcls 8701.10, oth output not exc	0	21 416	0	874 262
8408209200	Comprss-igntn piston engine oth for vhcls 8701.10, oth output <= 60kw	680 965	1 517 519	11 967 824	24 233 512
8408209900	Comprss-igntn piston engines oth for vhcls 8701.10, oth output <= 60kw	109 027	326 176	1 005 559	2 789 968
8408901010	Comprss-igntn piston engine for earth movemach. of an output not exc	646	646	2 006	2 006
8408901020	Comprss-igntn piston engine, railway loc./tramway vch. of output not exc	0	2 815	0	124 215
8408901090	Compr-ign piston engine oth for earth movemach, railway loc. output not exc	835 060	1 821 443	1 014 581	2 592 723
8408905010	Comprss-igntn piston engine for earth movemach. of an output exc.	296 172	707 442	4 830 370	11 562 368
8408905090	Compr-ign piston engine oth for earth movemach, railway loc. an output not exc	242 038	411 153	2 633 949	4 689 928
8408909100	Compr-ign piston engine for earth move mach oth. an output > 100kw, & not	88 107	162 166	1 487 070	2 833 062
8408909900	Comp.ign.piston eng.oth,earth move mach rail loc. oth output exc.	996 285	2 768 711	1 059 737	3 532 865
8409100000	Parts suitable for aircraft engines	199	586	9 480	17 111
8409911100	Carburettors & parts thereof for earthmoving machinery, spark-ignition	10 746	23 062	210 647	371 621
8409911200	Cylinder blocks for earth moving machinery, spark-ignition	15 165	16 937	168 966	182 846
8409911300	Cylinder liners for earth moving machinery, spark-ignition	1 520	3 819	22 120	62 060
8409911400	Heads and head cover for earth moving machinery, spark-ignition	12 516	23 900	234 708	318 697
8409911500	Pistons for earth moving machinery, spark-ignition	49 746	67 427	397 928	706 233
8409911600	Piston rings, gudgeon pins for earth moving machinery, spark-ignition	5 624	10 397	100 190	297 666
8409911900	Oth parts suitable for earthmoving machinery, spark-ignition	11 596	25 598	170 552	362 161
8409912100	Carburettors & part thereof for vhcls of 87.01, power <= 22.38 kw, & not	831	855	36 093	36 765

**I.3. IMPOR MENURUT KOMODITI / IMPORT BY HS COMMODITY**  
**\*\*\* FEBRUARI / FEBRUARY 2011 \*\*\***

H S	Uraian Komoditi Commodity Description	Berat Bersih / Net Weight (Kg)		Nilai / Value C.I.F (US\$)	
		Bulan ini	Kumulatif	Bulan ini	Kumulatif
		Current Month	Cum.Jan. to date	Current Month	Cum.Jan. to date
8409912200	Cylinder blocks for vehicle of head 87.01power =< 22.38 kw, spark-i	10 273	11 696	61 330	88 226
8409912300	Cylinder liners for vehicle of head 87.01power =< 22.38 kw, spark-ig	1 051	1 052	2 868	2 889
8409912400	Heads and head cover for vhcls of 87.01power =< 22.38 kw, spark-i	3 561	4 398	129 140	129 903
8409912500	Pistons for vehicles of 87.01, power =< 22.38 kw, spark-ign	3 339	4 247	112 879	124 797
8409912600	Piston rings & gudgeon pins for vhcls of 87.01, power =< 22.38 kw, s	138	453	2 246	2 429
8409912900	Oths parts suitable for vehicles 8701, power =< 22.38 kw, spark-ign	2 826	9 640	72 933	119 292
8409914100	Carburettors and parts thereof for vehicles 87.11, spark-ignition	256 270	500 055	10 542 943	21 997 691
8409914200	Cylinder blocks, crank cases for vhcls 87.11, spark-ignitio	163 365	367 939	1 602 508	3 510 688
8409914300	Cylinder liners for vehicles 87.11, spark-ignition	0	50	0	88
8409914400	Heads and head cover for vehicles 87.11, spark-ignition	114 988	204 753	5 153 560	8 060 254
8409914500	Pistons for vehicles 87.11, spark-ignitio	45 987	101 940	494 415	1 172 166
8409914600	Piston rings and gudgeon pins for for vehicles 87.11, spark-ignition	22 378	57 701	385 899	1 250 772
8409914900	Oth parts suitable for vehicles heading 87.11, spark-ignition	355 257	731 713	9 064 702	17 502 138
8409915100	Carburettors and parts thereof for othvehicles of chapter 87, spark-	66 299	110 787	1 193 342	2 100 236
8409915200	Cylinder blocks, crank cases for othvehicles of chapter 87, spark-ig	826 343	1 725 713	8 103 731	17 706 847
8409915300	Cylinder liners for othvehicles of chapter 87, spark-ignition	8 127	11 795	26 615	40 640
8409915400	Heads and head cover for othvehicles of chapter 87, spark-ignition	92 226	199 324	934 063	2 166 022
8409915500	Pistons for oth vehicles of chapter 87, spark-ignition	78 113	147 649	1 281 432	2 319 585
8409915600	Piston rings and gudgeon pins for othvehicles of chapter 87, spark-	33 544	113 602	1 538 180	2 849 886
8409915900	Oth parts suitable for vehicles for oth vehicles 87, spark-ignition	707 306	1 299 349	10 982 282	20 829 463
8409916100	Cyl.block,crank case,marine propul eng,power<= 22.38kw for vssls c	264	8 823	428	20 443
8409916200	Piston for marine propuls eng, power<=22.38 kw for vssls of 89, sp	206	601	1 584	4 469
8409916300	Oth. for vssls chapt.89,marine propl engof a power <= 22.38 kw, sp	10 078	20 987	197 177	398 431
8409916400	Cyl.block,crank cases,marine propuls engpower>22.38kw for chapte	987	2 877	15 344	116 902
8409916500	Pistons for marine propuls eng.of power>22.38 kw for vssls of 89,s	3 280	4 668	16 314	82 724
8409916600	Oth. for chapt.89 for marine propuls eng.of a power>22.38 kw, spai	18 161	51 038	398 222	500 951
8409917100	Carburettors & parts thereof for othengines, spark-ignition	1 339	4 868	2 361	38 600
8409917200	Cylinder block for oth eng,spark-ign	114 787	229 306	122 822	280 946
8409917300	Cylinder liner for oth eng,spark-ign	10 420	20 543	141 936	233 903
8409917400	Heads and head cover for oth engines,spark-ignition	34 409	107 891	254 307	425 185
8409917500	Pistons for oth engines,spark-ignition	43 208	75 941	555 727	1 142 648
8409917600	Piston rings and gudgeon pins for othengines, spark-ignition	1 431	2 777	30 970	110 042
8409917900	Oth parts for oth engines,spark-ignition	336 602	688 056	2 257 665	5 577 080
8409991100	Carburettors & parts thereof for earthmoving machinery, comp-igr	3 010	4 508	64 962	154 696
8409991200	Cylinder blocks for earth moving mach,comp-ignition	2 739	6 052	110 890	200 477
8409991300	Cylinder liners for earth moving mach,comp-ignition	10 300	33 454	28 526	87 010
8409991400	Heads and head cover for earth movingmachinery, comp-ignition	38 953	79 536	1 013 964	1 836 178
8409991500	Pistons for earth moving machinery,comp-ignition	8 014	19 817	235 687	371 469
8409991600	Piston ring & gudgeon pin for earth movemachinery, comp-ignitior	9 599	15 267	128 181	206 773
8409991900	Oth parts suitable for earthmoving machinery, comp-ignition	116 426	347 833	824 281	1 916 510
8409992100	Carburettors&part thereof for vehiclesof 87.01 comp-ignition	7	17 090	312	14 172
8409992200	Cylndr blocks for vehicles of 87.01comp-ignition	1	79 606	32	69 422
8409992300	Cylndr liners for vehicles of 87.01comp-ignition	8 163	8 163	24 719	24 719
8409992400	Heads and head cover for vhcls of 87.01comp-ignition	207	5 010	8 481	34 692
8409992500	Pistons for vehicles of 87.01, comp-ignition	373	373	10 844	10 844
8409992600	Piston ring&gudgeon pin for vhcls of87.01 comp-ignition	0	7 504	0	3 030
8409992900	Oths parts suitable for vhcls 87.01, comp-ignition	1 892	79 807	38 168	139 628
8409994100	Caburettors and parts thereof for othvehicles of chapter 87, comp-	149 498	205 962	1 915 841	2 644 304
8409994200	Cylinder blocks for oth vhcls of chapt87, comp-ignition	284 375	421 221	3 770 455	5 497 743
8409994300	Cylinder liners for oth vehicles ofchapter 87,comp-ignition	36 690	44 452	211 839	289 921
8409994400	Heads and head cover for vehicles ofchapter 87,comp-ignition	187 348	290 435	2 333 421	3 729 355
8409994500	Pistons for oth vehicles ofchapter 87,comp-ignition	76 885	131 315	569 696	896 651
8409994600	Pistons ring & gudgeon pins for vhcls ofchapter 87, comp-ignition	48 536	76 384	1 582 588	2 207 862
8409994900	Oth parts suitable for vehicles for oth vehicles 87, comp-ignition	911 246	1 396 293	13 548 951	20 944 174
8409995100	Cyl.block,crank case,marine propuls.eng,power<= 22.38kw for vssl	0	66	0	290
8409995200	Piston for marine propul eng of power<=22.38 kw for vssls of 89,cc	0	11	0	28
8409995300	Oth. for vssls chapt.89,marine propul engof a power<= 22.38 kw, cc	2 962	6 904	12 049	32 238
8409995400	Cyl.block,crank cases,marine propuls engof power>22.38kw for vs	1 394	3 980	11 600	31 835
8409995500	Pistons for marine propuls eng.of power> 22.38 kw for vssls of 89,c	454	1 650	5 061	11 133
8409995600	Oth. for vssls,chap89,marine propuls engof a power>22.38 kw, cor	10 052	397 995	493 319	1 159 548
8409996100	Carburettors & parts thereof for othengines, comp-ignition	714	8 691	12 012	78 501
8409996200	Cylinder blocks for oth engines,comp-ignition	2 421	20 619	48 809	137 071
8409996300	Cylinder liners for oth engines,comp-ignition	22 474	63 078	159 295	341 794
8409996400	Heads and head cover for oth engines,comp-ignition	955 254	1 938 252	905 239	1 681 298
8409996500	Pistons for oth engines, comp-ignition	33 682	60 687	253 401	441 245
8409996600	Piston rings and gudgeon pins for othengines, comp-ignition	16 943	31 518	253 870	496 585
8409996900	Oth parts for oth engines,comp-ignition	413 014	1 143 343	4 098 865	15 565 321
8410110000	Hydraulic turbine&water wheels of power<= 1,000 kw	19 278	84 797	37 800	396 184
8410130000	Hydraulic turbines and water wheels of a power exceeding 10,000 l	7 301	7 301	1 062 190	1 062 190
8410900000	Parts hydraulic turbines, water wheels,including regulators	8 976	10 390	1 392 024	1 457 885



**I.3. IMPOR MENURUT KOMODITI / IMPORT BY HS COMMODITY**  
**\*\*\* FEBRUARI / FEBRUARY 2011 \*\*\***

H S	Uraian Komoditi Commodity Description	Berat Bersih / Net Weight (Kg)		Nilai / Value C.I.F (US\$)	
		Bulan ini	Kumulatif	Bulan ini	Kumulatif
		Current Month	Cum.Jan. to date	Current Month	Cum.Jan. to date
8411120000	Turbo-jets of a thrust exceeding 25 kn	2 569	7 287	180 341	532 653
8411210000	Turbo-propellers of a power not exceed1,100 kw	36 403	62 797	379 087	667 041
8411220000	Turbo-propellers of a power exceeding1,100 kw	0	850	0	42 100
8411810000	Oth gas turbines of a power not exceed5,000 kw	1	3 887	1	1 100 421
8411820000	Oth gas turbines of a power exceeding5,000 kw	0	297 191	0	9 697 714
8411910000	Parts of turbo-jets/turbo-propellers	1 127	1 713	60 921	757 849
8411990000	Oth parts of gas turbines	164 773	267 030	8 199 336	19 754 130
8412100000	Reaction engines oth than turbo-jets	2 162	2 184	26 275	27 176
8412210000	Hydraulic power engines and motorswith linear acting (cylinders)	133 982	238 241	1 485 323	3 056 596
8412290000	Oth hydraulic powerengines and motors	128 615	599 374	2 060 118	7 404 602
8412310000	Linear act (cylinders), for pneumaticpower engines and motors	4 960	14 591	210 025	574 936
8412390000	Oth linear acting (cylinders) forpneumatic power engines and mot	32 077	50 443	251 138	453 007
8412800000	Oth engines and motors	84 031	125 745	3 469 236	3 710 948
8412901000	Parts of reaction engines of subhead8412.10.00	174	346	15 508	20 516
8412909000	Oth parts of power engines & motors	154 254	248 420	3 012 812	6 130 477
8413110000	Pump fitted/design to a measu device fordispnsng fuel/lubric,used	29 471	62 739	487 325	964 624
8413191000	Pumps fitted/Designed to a measuringdevice electrically operated	252 906	359 399	2 119 316	3 820 173
8413192000	Pumps fitted/Designed to a measuringdevice and not electrically o	20 488	27 685	149 699	319 877
8413201000	Water pump for hand pump,oth than thoseof subheading 8413.11	8 532	19 077	37 552	114 344
8413209000	Oth hand pumps, oth than thoseof subheading 8413.11 or 8413.19	41 753	77 285	500 923	675 800
8413301100	Fuel,lubric.,cool medium pump,earth movemach/motor vhcle, reci	316 400	579 189	14 287 728	22 672 396
8413301900	Fuel,lubric.,cool medium pump,earth movemach/motor vhcl,not r	847 506	1 457 069	12 694 041	21 674 842
8413309100	Oth fuel,lubric,cool medium pumps,intercombust piston eng recip	56 572	177 319	1 023 344	3 165 311
8413309900	Oth fuel,lubric,cool medium pumps,intercombust piston eng oth re	152 521	290 459	2 075 013	4 958 704
8413401000	Concrete pumps, electrically operated	778	10 554	11 162	156 831
8413402000	Concrete pumps, not electric operated	27 808	31 225	39 221	66 753
8413501000	Oth reciprocating positivedisplacement pumps, electric operated	41 154	100 785	1 244 912	2 712 570
8413502000	Oth reciprocating positivedisplacement pumps,not electric operate	19 411	93 287	436 480	1 278 627
8413601000	Oth rotary positive displacement pumps, electrically operated	87 518	165 825	526 070	1 006 010
8413602000	Oth rotary positive displacement pumps, not electrically operated	120 398	129 014	376 770	530 844
8413701000	Single stage,water pump for belt driveror direct coupling	368 916	838 457	1 232 704	2 549 506
8413702200	Impulse-turbo water pumps of < 100 w&electrically operated for h	46	201	3 163	4 388
8413702900	Impulse-turbo water pumps of a capacity>100w electric operated 1	964 949	1 807 481	11 164 555	20 966 098
8413703000	Oth centrifugal pumps not electricallyoperated	130 169	234 807	199 246	899 415
8413811000	Oth pumps, electrically operated	409 488	994 802	3 138 456	9 111 419
8413812000	Oth pumps, not electrically operated	497 132	926 980	1 884 938	3 940 058
8413821000	Liquid elevators, electrically operated	185 010	501 586	845 202	2 261 189
8413822000	Liquid elevators,not electric operated	48 460	147 383	245 774	942 447
8413911000	Parts of pumps of subheading 8413.20.10	15 131	16 484	297 965	354 792
8413912000	Parts of pumps of subheading 8413.20.90	74 171	74 675	107 468	122 605
8413913000	Parts of pumps of subheading 8413.70.10	37 908	60 700	508 471	814 775
8413914000	Parts of pumps of oth centrifugal pumps	108 209	227 570	1 710 304	2 959 924
8413915000	Parts of oth pumps,electric operated	1 018 296	2 353 681	4 827 005	12 661 203
8413919000	Parts of oth pumps,not electric operated	172 084	392 518	2 668 123	5 255 610
8413921000	Part of liquid elevator,electric operate	34 822	92 537	190 526	541 970
8413922000	Part of liquid elevators, nonelectrically operated	5 508	6 903	38 898	59 380
8414101000	Electrically operated, vacuum pumps	45 936	127 746	857 584	1 622 145
8414102000	Not electrically operated, vacuum pumps	3 293	10 693	63 045	188 250
8414201000	Bicycle pump,hand/foot operated air pump	31 094	169 213	47 559	185 762
8414209000	Oth than bicycle pump,hand/foot operatedair pumps	45 154	119 947	123 060	280 352
8414301000	Compressor, capacity>21kw/hourhaving displace/revolution >220r	450 518	908 984	2 850 829	4 800 805
8414309000	Compress,oth.capacity>21kw/hour,have displace/revolution > 220	2 768 019	5 759 590	12 297 012	23 178 779
8414400000	Air compressors mounted on a wheeledchasis for towing	560 379	1 177 929	2 125 521	4 057 690
8414511000	Table fans & box fan with a self contelectric motor of an output <=	1 515	24 239	7 767	150 264
8414519000	Oth than table fan box fan wth self contelectric motor of an output	44 524	95 653	299 416	629 144
8414591000	Oth fans of a capacity <= 125 kw	55 670	129 001	343 383	1 221 930
8414599000	Oth fans oth of a capacity <= 125 kw	52 640	110 563	719 159	1 651 055
8414601000	Hoods having a max horizontal side notexceeding 120 cm, fitted w/	44 482	63 317	196 611	282 665
8414609000	Hoods having a max horizontal side notexceed 120 cm,not fitted w	39 104	98 184	205 331	808 847
8414801100	Hoods having a maximum horizontal sideexceeding 120 cm, fitted	2 017	4 126	21 746	50 079
8414801200	Hoods having a maximum horizontal side>120cm,not fitt with filter	42 070	54 761	262 801	411 187
8414803000	Free piston generators for gas turbines	6 840	21 717	139 031	711 912
8414804100	Gas compr modul for use in oil drill oththan those of subhd 841430	9 449	14 485	2 057 644	2 225 266
8414804200	Oth than gas compres,capacity>21kw/hourdisplace/revolution > 2:	61 603	109 005	1 726 254	2 917 957
8414804900	Oth than gas compres,oth capa>21kw/hourhave a displace/revolut	256 778	456 039	3 360 254	6 175 906
8414805100	Electrically operated, air pumps	71 719	140 611	680 204	1 589 394
8414805900	Not electrically operated, air pumps	2 383	2 873	58 426	74 819
8414809110	Electrically operated,blowers & the like	113 204	500 029	1 896 083	5 108 821
8414809190	Electrically operated, oth thanblowers & the like	238 996	419 370	2 328 003	4 650 963
8414809900	Oth air pumps, not electrically operated	14 794	43 138	120 566	1 074 679

**I.3. IMPOR MENURUT KOMODITI / IMPORT BY HS COMMODITY**  
**\*\*\* FEBRUARI / FEBRUARY 2011 \*\*\***

HS	Uraian Komoditi Commodity Description	Berat Bersih / Net Weight (Kg)		Nilai / Value C.I.F (US\$)	
		Bulan ini	Kumulatif	Bulan ini	Kumulatif
		Current Month	Cum.Jan. to date	Current Month	Cum.Jan. to date
8414901100	Parts of pumps/compressors,of electricoperated equipment	257 653	563 176	2 997 991	6 111 528
8414901200	Parts of electric operated equipment ofsub headings 8414.60/8414.	129 486	251 737	5 206 354	8 299 418
8414901900	Oth parts of electrically operatedequipment	604 981	1 700 166	1 914 314	4 500 866
8414909100	Parts of non electric operated equip ofsubheading 8414.10, 8414.2	2 301	32 609	6 033	88 271
8414909900	Oth parts of non electrically operatedequipment	181 815	437 252	1 954 585	3 257 077
8415100000	Air conditioning mach,windows/wall typesself-contained/'split sys	3 036 832	7 139 740	18 709 592	41 797 188
8415811100	Inc.refri, reversible heat pump,used in aircraft of an output <= 21.10	15 584	60 998	44 787	398 301
8415811200	Inc.refri,reverse heat pump,used in aircraft ouput>21.10kw,air flow	247 403	247 403	1 142 520	1 142 520
8415811900	Inc.refri,reverse heat pump,used in aircraft oth.of output >21,10kw	2 253	3 169	103 700	122 698
8415813000	Inc.refri.reverse heat pump of road invehicles oth those of subhd 8	762	871	31 129	35 813
8415819100	Refri.revse heat pump,oth.used aircafrail,road,output>21.10kw,ε	6 129	8 977	27 811	54 126
8415819900	Refri.revse heat pump,oth.used aircafrail,road,output<21.10kw,ε	17 129	62 614	116 859	404 141
8415821100	Oth,incorp a refrigerat unit of usedaircraft,output>21.10kw,airfl>6	5 007	6 815	56 708	79 808
8415821900	Oth,incorporat.a refri unit of used aircraft oth.output>21.10kw,airfl	1 638	2 038	64 879	68 977
8415822000	Oth,incorporating.a refrigerating unitof a kind used in railway rollin	0	12 980	0	906 102
8415823000	Oth,incorporat.a refri unit of a kinduse in road vhcle oth.those sub	317	1 421	14 530	35 875
8415829000	Oth,incorporat.refri unit oth.of a kindused in aircraft,railway,road v	298 508	487 750	1 591 618	2 673 407
8415831900	Not inc. a refri unit,used in aircraftoth of output>21.10kw,airflow >	182	182	6 090	6 090
8415839000	Not incorp a refri unit oth.of a kindused in aircraft,railway,road vel	245 763	578 999	1 445 521	2 988 928
8415901200	Chassis/cabinet,welded&painted,parts ofmachines of an output <=	24 542	35 581	73 116	140 696
8415901900	Oth chassis/cabinet,welded&painted,partof machines of an output	269 377	629 705	2 143 092	4 588 250
8415902100	Chassis/cabinet,welded&painted,parts ofmach.of output>21.10 kw	246	246	1 230	1 230
8415902200	Oth chassis/cabnt,welded&paint,part ofmach.of output>21.10 kw,	45 723	118 411	98 504	212 498
8415902900	Oth.chass/cab,welded&paint,part of machof output>21.10kw,oth :	22 233	26 780	153 186	207 108
8415903190	Cab,weld/paint,part of mach output 26.38-52.75kw,airflow>67.96,	4 141	10 034	20 646	47 673
8415903200	Oth cabinet,weld/paint,part of mach ofoutput 26.38-52.75kw,air fl	147 352	584 379	517 700	7 913 455
8415903390	Cab,weld/paint,part mach output 26.38-52.75kw,oth airflow>67.96	1	2	59	73
8415904200	Oth chas/cab,weld/paint,part of mach ofoutput > 52.75kw,air flow	61 463	152 793	1 693 018	3 458 192
8415904390	Chas/cab,weld/paint,part mach a output>52,75kw,oth airflow>67.	13 401	13 506	17 629	19 581
8415904900	Chas/cab,weld/paint,part mach output>52,75kw,oth airflow>67.96	80 113	208 484	447 470	1 137 417
8416100000	Furnace burners for liquid fuel	4 257	7 297	147 272	239 463
8416200000	Oth furnace burner,includ combinationburners	45 608	133 824	696 184	1 757 123
8416300000	Mechanical stokers,including their mechgrate,mech ash discharg&	24 049	286 231	508 151	1 173 058
8416900000	Parts of furnaces burners for liquid/solid/gas fuel, mechanical stok	76 026	117 955	987 377	1 597 255
8417100000	Furnaces & ovens for the roast,melt/othheat treat,of ore,pyrite me	242 247	2 008 530	6 858 423	8 848 619
8417200000	Bakery ovens,including biscuit oven,nonelectric	53 085	80 447	125 602	277 844
8417800010	Incinerators, non-electric	5 674	572 979	31 318	1 046 588
8417800090	Oth than incinerators, non-electric	961 830	1 635 001	2 670 620	8 945 302
8417900000	Part furnaces & ovens for the roasting,melting non-electric	525 875	593 465	3 563 217	3 925 802
8418101010	Household type, comb refrigrtr-freezecapacity < 230 l	210 933	533 111	1 027 201	2 463 938
8418101090	Household type, comb refrigrtr-freezecapacity > 230 l	413 452	794 606	2 131 587	3 982 751
8418109000	Comb refrigrtr-freeze fitted with seprtextnl doors, oth than house	142 722	164 315	2 064 594	2 160 502
8418210010	Refrigerator,household typ with comprestype of capacity not exce	54 569	120 547	206 894	431 053
8418210090	Refrigerator,household typ with comprestype of capacity > 230 l	116 428	165 349	608 001	864 608
8418290010	Refrigerator,household type oth thancompress type of capacity<=2	10 520	24 586	18 048	98 225
8418290090	Refrigerator,household type oth thancompres type of capacity > 2:	384	872	43 782	45 374
8418300000	Freezer of the chest type, not exceed800 i capacity	227 675	444 280	827 492	1 590 709
8418400000	Freezer of the upright type, not exceed900 i capacity	6 894	14 073	20 378	81 173
8418501000	Refrigerating chambers, capacity > 200 l	263 036	334 265	1 112 707	1 397 639
8418509000	Refrigerating chambers not exceeding 200capacity	188 326	462 780	898 154	2 182 423
8418610000	Heat pump oth than ACMachinesof heading 84.15	0	3 305	0	24 730
8418691000	Beverage coolers	112 004	313 602	891 854	1 986 470
8418692000	Water chillers with a refrigeratingcapacity of 100,000 i/more	101 286	458 050	691 098	3 335 377
8418693000	Drinking water coolers	160 984	293 655	1 558 890	2 446 450
8418695000	Scale ice-maker units	5 023	25 267	65 401	236 980
8418699000	Oth refrigrtr/freez equip,oth than heatpump oth than air condition	56 260	183 377	381 207	1 576 917
8418911000	Part for good,sub 8418.(10,21,29,30,40),furniture to refri/freez	30 432	123 796	252 524	754 754
8418919000	Oth parts furniture designed to receiverefrigerat/freezing equipme	86 634	260 840	1 180 491	1 928 946
8418991000	Evaporators and condensers	238 199	658 006	1 250 773	3 535 853
8418992000	Cabinets and doors, welded/painted	305 524	614 211	871 460	2 101 553
8418994000	Aluminium rollbonds for sub 8418.10.10,8418.21, 8418.22 and 841	40 768	291 653	226 545	1 472 818
8418999000	Oth part refrig & freezers equipmentelectric/oth	410 612	1 218 894	1 562 489	4 024 884
8419111000	Instant gas water heaters,for householdtype, non electric	11 848	34 531	252 985	475 178
8419119000	Instant gas water heaters for oth thanhousehold type, non electric	22 706	30 931	204 055	263 585
8419191000	Oth instant gas water heaters for household type,non electric	0	35	0	1 121
8419199000	Oth instant gas water heaters for oththan household type,non elec	12 048	15 652	723 104	976 745
8419200000	Medical,surgical/laboratory sterilisers	197 261	218 968	7 715 862	8 498 859
8419311010	Evaporators,dryers for agri products,electrically operated	14 737	80 147	93 251	2 620 766
8419311090	Oth.than evaporators,dryers for agriproducts, electrically operatec	63 860	105 895	251 122	2 029 489
8419312010	Evaporators,dryers for agri products,non electrically operated	0	132	0	1 757

**I.3. IMPOR MENURUT KOMODITI / IMPORT BY HS COMMODITY**  
**\*\*\* FEBRUARI / FEBRUARY 2011 \*\*\***

HS	Uraian Komoditi Commodity Description	Berat Bersih / Net Weight (Kg)		Nilai / Value C.I.F (US\$)	
		Bulan ini	Kumulatif	Bulan ini	Kumulatif
		Current Month	Cum.Jan. to date	Current Month	Cum.Jan. to date
8419312090	Oth.than evaporators, dryers for agriproducts,non electrically oper	0	4 711	0	160 633
8419321000	For wood, paper pulp, paper/paperboard,electrically operated	127 738	140 460	1 324 999	1 445 648
8419391100	Machinery by a proces involving heatingfor the printed of electrica	16 852	19 811	752 165	935 224
8419391900	Oth machinery by a process involvingheating for the printed of ele	123 995	677 285	1 235 540	3 177 408
8419392000	Machinery by a proces involving heatingfor the printed of not elect	156 140	156 228	1 733 369	1 733 500
8419401000	Distilling/rectifying plantelectrically operated	45 530	125 909	379 546	5 790 693
8419402000	Distilling/rectifying plantnot electrically operated	20 449	24 391	283 800	369 886
8419501000	Cooling towers	103 323	243 508	326 972	1 115 189
8419502000	Condensers for air conditionersfor motor vehicles	97 711	193 783	1 972 738	3 939 285
8419503000	Oth condensers for air conditioners	17 698	45 856	156 634	667 041
8419504000	Oth condensers electrically operated	102 545	330 590	2 407 784	7 068 711
8419509000	Oth condensers not electricallyoperated	157 606	199 879	1 491 830	2 721 992
8419601000	Machinery for liquefying air/oth gaseselectrically operated	122 285	178 590	1 163 465	1 873 281
8419602000	Machinery for liquefying air/oth gasesnot electrically operated	18	24	320	397
8419811000	Oth.mach,plant & equip for making hotdrinks/for cook/heat food,€	30 481	99 836	312 377	582 994
8419812000	Oth.mach,plant&equip for make hot drink/for cook/heat food,not	24 079	43 294	200 613	346 611
8419891100	Evaporators for air-conditioning machfor motor vehicles,electricall	100 439	170 058	2 048 399	3 381 345
8419891300	Machinery by a proces involving heatingelectr for the manuf of PCI	102 893	113 701	1 063 506	1 181 587
8419891900	Oth mach for making hot drinks/forcooking/heating food,electrical	401 208	1 226 612	6 195 666	16 063 897
8419892000	Oth mach for making hot drinks/forcooking/heating food,not elect	8 653	21 268	1 562 673	1 740 334
8419901200	Part mach for the treat.matrial by procinvolve heat,print circuit,w	24 539	59 541	1 118 699	5 909 314
8419901900	Oth.part mach,the treat.matrial by procinvolve heat,print circuit,w	207 638	504 382	2 456 455	8 918 122
8419902000	Part mach,plant/laboratory equipment,of non-electrically operater	48 933	85 507	862 330	2 351 261
8420101000	Apprts.for the app of dry film/liquidphoto resist,etc, calender/oth i	8 392	10 990	155 171	258 321
8420102100	Roller-type ironing mach suitable fordomeestic use	28	29	1 265	1 393
8420102900	Wringers suitable for domestic use	761	930	8 953	14 410
8420109000	Oth calendering/oth rolling machin	12 416	25 755	391 120	406 635
8420911000	Parts cylinders of apparatus for theappl of dry film,liquid photo res	81	203	5 793	6 028
8420919000	Oth parts cylinders for calenderingor oth rolling machines	5 805	13 145	71 630	249 426
8420991000	Oth parts of apparatus for the applicof dry film,liquid photo resist,€	1 270	1 441	22 416	25 950
8420999000	Oth parts for calendering/othrolling machines	1 266	1 754	24 553	25 141
8421110000	Centrifuges,including centrifugaldryers for cream separators	152	5 256	18 191	40 694
8421120010	Clothes-dryers, of capacity notexceeding 30 i	9 955	10 097	53 627	55 477
8421120020	Clothes-dryers, of capacityexceeding 30 i	0	14 611	0	42 795
8421191000	Centrifuges,including centrifugaldryers for sugar manufacture	437	18 159	9 249	100 044
8421199000	Oth centrifuges,including centrifugaldryers	22 668	58 803	391 310	811 421
8421211100	Filtering machin & appar water elctricfor domestic use of a cap <=	93 047	116 851	550 075	708 434
8421211900	Oth filter machin& appar water electricof a capacity <= 500 l/h	82 876	230 609	650 424	2 537 996
8421212100	Filtering machin & apparat water electrfor domestic use of a capac	16 158	41 341	81 323	214 285
8421212900	Oth filter machin& appar water electricof a capacity > 500 l/h	182 714	393 959	2 152 822	3 890 589
8421221000	For filter/purify beverages oth thanwater of a capacity <= 500 l/hr	515	845	9 977	17 388
8421222000	For filter/purify beverages oth thanwater of a capacity >500 l/hr	1 585	9 288	32 753	484 152
8421231100	Oil filters for earth moving machineryinternal cobustion engines	54 632	104 594	1 024 405	1 814 097
8421231900	Oth oil filters for earth movingmachinery internal cobustion engines	42 889	91 132	636 511	1 415 202
8421232100	Oil filters for motor vehiclesof chapter 87	72 460	131 201	931 688	1 706 660
8421232900	Oth oil filters for motor vehiclesof chapter 87	84 961	165 198	1 212 184	2 395 766
8421239100	Oil filters for oth earth movingmachin and motor vehicles of chap	11 976	28 815	92 624	255 394
8421239900	Oth oil filters for oth earth movingmachin & motor vehicles of chap	52 227	328 517	1 202 641	3 281 303
8421291000	Filtering/purifying machin & appar formedical/laboratory use	5 470	27 804	164 931	288 510
8421292000	Filter/purify mach&apparatus for liquidof a kind used for sugar ma	374	374	11 219	11 219
8421293000	Filter/purify mach&apparatus for liquidof a kind used in oil drill op	3 440	27 948	76 526	254 700
8421294000	Filter/purify mach&apparatus for liquid,petrol filters	3 735	28 383	86 141	203 268
8421295000	Filter/purify mach&apparatus for liquidoil filter oth than those sub	2 052	13 734	43 853	244 712
8421299000	Oth filtering machinery & apparatusfor liquids not electrically oper	223 399	406 861	3 715 687	6 779 826
8421311000	Intake air filters for inter combustionengines for earth moving mac	9 967	21 778	137 863	300 306
8421312000	Intake air filters for inter combustionengines for motor vehicles of	95 712	152 705	2 197 559	3 339 231
8421319000	Oth intake air filters for internalcombustion engines	44 055	187 295	808 490	2 250 659
8421391000	Laminar flow units oth than intake airfilter for internal cobustion e	5 663	27 197	92 573	441 285
8421399000	Oth.laminar flow units oth intake airfilter for internal cobustion eg	376 965	1 693 490	4 837 928	11 977 517
8421911000	Parts of goods of subheading 8421.12,of centrifuges,includ centrifu	2 881	4 624	20 208	51 660
8421912000	Parts of goods of subheading 8421.19.10of centrifuges,includ centri	10 157	12 835	412 725	648 967
8421919000	Parts of subhd 8421.11.00/8421.19.90of centrifuges,includ centrifu	18 451	27 251	564 940	661 596
8421992000	Parts filter cartridges of filter,subhd8421.23	15 044	33 525	268 560	682 725
8421993000	Parts of goods of subheading8421.31	38 410	118 233	735 642	1 616 114
8421999100	Oth parts of goods of subheading8421.29.20	1 661	2 238	26 234	40 562
8421999200	Oth parts of goods of subheading8421.21.11/8421.21.21	90 093	198 449	408 874	1 047 228
8421999300	Oth part of subhd 8421.31,8421.23.11,8421.23.19,8421.23.91/842	72 147	184 805	1 231 103	3 372 937
8421999900	Oth parts of sentrifugal, includingcentrifugal dryers	169 223	331 170	3 524 275	6 120 619
8422111000	Dish washing machin of the household type,electrically operated	1 213	2 706	12 169	25 514
8422190000	Dish washing machines of the othhousehold type	15 925	45 706	1 397 052	2 819 975

**I.3. IMPOR MENURUT KOMODITI / IMPORT BY HS COMMODITY**  
**\*\*\* FEBRUARI / FEBRUARY 2011 \*\*\***

H S	Uraian Komoditi Commodity Description	Berat Bersih / Net Weight (Kg)		Nilai / Value C.I.F (US\$)	
		Bulan ini	Kumulatif	Bulan ini	Kumulatif
		Current Month	Cum.Jan. to date	Current Month	Cum.Jan. to date
8422200000	Machinery for cleaning/drying bottles/containers	26 265	71 620	102 781	518 871
8422300000	Machinery for filling, closing, sealing, or labelling bottles, cans, boxes	147 251	456 611	4 434 005	22 004 731
8422400000	Oth packing/wrapping machinery (including heat-shrink wrapping machines)	308 976	595 962	15 524 755	24 623 302
8422901000	Parts of goods of subheading 8422.11	5 822	5 875	53 275	54 216
8422909000	Part goods of subhd 8422 of oth than subheading 8422.11	165 172	221 158	4 758 357	7 847 515
8423101000	Personal weighing machin, including baby & household scales, electric	21 819	28 904	74 726	109 006
8423102000	Personal weighing machin, including baby & household scales, not electric	9 523	102 863	35 205	229 975
8423201000	Scales for continuous weighing of goods on conveyors, electrically operated	9 932	16 987	166 009	535 499
8423202000	Scales for continuous weighing of goods on conveyors, not electrically operated	106	1 158	651	2 121
8423301000	Constant weight scales, predetermined weight scales & hopper scales, electric	15 224	16 291	385 105	466 161
8423302000	Constant weight scales, predetermined weight scales & hopper scales, not electric	5 015	5 566	98 241	101 514
8423811000	Oth weighing machinery, max capacity <= 30 kg, electrically operated	11 684	42 257	157 378	615 616
8423812000	Oth weighing machinery, max capacity <= 30 kg, not electrically operated	144 345	278 870	256 290	476 318
8423821100	Oth. weigh mach, having a maximum weighing capacity <= 1 000 kg, electric	17 068	19 282	41 926	116 572
8423821900	Oth. weigh mach, oth. having a max weighing capacity <= 1 000 kg, electric	7 018	9 164	24 854	119 567
8423822100	Oth. weigh mach, having a maximum weighing capacity <= 1 000 kg, not electric	24 772	49 020	45 668	84 399
8423822900	Oth. weigh mach, oth. having a max weighing capacity <= 1 000 kg, not electric	8 340	36 486	24 084	130 640
8423891000	Oth weigh mach, oth. capacity exceed 30 kg or not but not exceeding 50 kg	15 299	25 942	221 161	342 559
8423892000	Oth weighing mach, oth. capacity > 30 kg and <= 5,000 kg, not electric	14 466	28 446	35 634	69 349
8423901000	Weighing machine weights	896	1 608	29 489	80 792
8423902100	Weighing machine weights, not electrically operated	28 088	35 167	239 911	361 912
8423902900	Parts of weighing machinery, electrically operated	1 329	10 399	28 678	134 855
8424109000	Fire extinguishers, whether/ not charged for aircraft use	36 432	68 361	178 885	539 791
8424201100	Spray guns & similar appliances for agricultural/horticultural, electric	0	1	0	62
8424201900	Spray guns & similar appliances for agricultural/horticultural, electric	24 910	32 270	234 809	355 639
8424202900	Spray guns & similar appliances for agricultural/horticultural, not electric	1	458	23	890
8424301000	Steam/sand blasting machines, electrically operated	176 565	530 345	1 498 217	4 142 466
8424302000	Steam/sand blasting machines, not electrically operated	7 454	22 427	142 187	173 793
8424811000	Oth. mech appliances for agricultural/horticultural, drip irrigation systems	1 877	21 996	18 569	104 484
8424812000	Oth. mech appliances for agricultural/horticultural, drip irrigation systems	12 980	30 198	62 051	155 212
8424813000	Oth. mech appliances for agricultural/horticultural, hand-operated insecticides	47 600	83 190	100 361	266 522
8424814000	Oth. mech appliances for agricultural/horticultural, not electrically operated	81 394	186 296	249 544	583 500
8424891000	Hand operated household sprayers of capacity not exceeding 3 l	40 325	56 495	546 445	642 683
8424892000	Oth appliances oth. agri/horticultural, spray heads with dip tubes	66 739	122 377	141 745	366 216
8424894000	Wet processing equipment, by projecting, dispersing/spraying of chemicals	604	9 472	11 337	121 437
8424895000	Oth appliance for projecting, dispersing/spraying liquids/powders/liquids	53 135	109 873	725 348	1 233 543
8424899000	Oth appliance for projecting, dispersing/spray liquid/powders/fire, electric	109 664	165 412	656 424	1 264 699
8424901100	Parts of fire extinguisher, electrically operated	2 451	7 276	197 088	223 105
8424901900	Parts of fire extinguisher, not electrically operated	235 130	277 549	1 218 995	1 886 034
8424902100	Parts of spray guns, of goods of subhead 8424.20.11, electrically operated	35	35	883	883
8424902300	Parts of spray gun, oth of goods of subhd 8424.20.11, electrically operated	3 469	6 705	24 234	46 755
8424902400	Parts of spray gun, of goods of subhead 8424.20.11, not electrically operated	5 181	16 203	27 569	80 750
8424902900	Oth parts of spray guns and similar appliances	24 269	29 802	339 560	413 635
8424903100	Parts of steam/sand blasting mach & similar jet projecting mach, electric	8 228	134 730	68 206	343 635
8424903200	Parts of steam/sand blasting mach & similar jet projecting mach, not electric	1 941	3 956	43 973	68 711
8424909100	Parts of oth appliance of subhead 8424.81.10/8424.81.20	53	569	689	8 747
8424909200	Parts of oth appliance of subhead 8424.81.30/8424.81.40	2 262	16 133	7 324	33 379
8424909900	Oth mechanical appliances (whether/ not hand operated)	59 541	155 682	1 010 766	2 204 924
8425110000	Pulley tackle & hoists oth than skip for raising vehicles, by electric	187 908	375 638	1 613 617	3 225 046
8425190000	Pulley tackle & hoists oth than skip for raising vehicles, oth by electric	168 847	471 843	626 472	1 888 616
8425310000	Oth winches; capstans, powered by electric motor	10 483	100 707	144 986	442 198
8425390000	Oth winches; capstans, oth than powered by oth electric motor	328 232	769 718	1 083 768	4 987 884
8425410000	Jacks hoists of built in jacking system of a type used in garages	99 783	151 333	225 086	417 280
8425421000	Jacks used in tipping mechanism for lorries	81 184	151 336	207 570	378 955
8425429000	Oth jacks and hoists, hydraulic	345 091	829 175	1 025 117	2 211 189
8425491000	Oth jacks; hoists of a kind used for raising vehicles, electrically operated	23 166	36 638	183 774	208 686
8425492000	Oth jacks; hoists of a kind used for raising vehicles, not electrically operated	172 654	258 412	1 842 997	2 022 741
8426110000	Overhead traveling cranes on fixed support	739 266	1 422 502	4 615 541	10 083 992
8426120000	Mobile lifting frames on tyres and straddle carries	904 092	947 360	5 453 215	5 651 740
8426191000	Bridge cranes and gantry cranes	147 548	476 320	415 137	888 277
8426199000	Oth bridge cranes and gantry cranes	4 252 207	8 848 874	21 918 180	43 121 810
8426200000	Tower cranes	201 970	464 655	1 140 848	1 797 004
8426300000	Portal/pedestal jib cranes	5 720	6 200	203 628	210 703
8426410000	Oth machinery, self propelled, on tyres	297 184	1 150 841	2 235 014	4 148 977
8426490000	Oth machinery, self propelled, oth than on tyres	1 317 873	1 781 257	7 184 645	10 581 274
8426910000	Oth derricks machin designed for mounting on road vehicles	156 066	723 968	908 466	1 939 846
8426990000	Oth derricks mach oth designed for mounting on road vehicles	133 437	601 850	1 174 339	4 265 241
8427100000	Self-propelled trucks powered by an electric motor	353 185	642 572	3 133 898	4 779 894
8427200000	Oth self-propelled trucks	1 075 981	2 766 130	5 970 976	14 753 564
8427900000	Oth trucks	791 157	3 321 179	7 251 374	41 140 615

**I.3. IMPOR MENURUT KOMODITI / IMPORT BY HS COMMODITY**  
**\*\*\* FEBRUARI / FEBRUARY 2011 \*\*\***

HS	Uraian Komoditi Commodity Description	Berat Bersih / Net Weight (Kg)		Nilai / Value C.I.F (US\$)	
		Bulan ini Current Month	Kumulatif Cum.Jan. to date	Bulan ini Current Month	Kumulatif Cum.Jan. to date
8428101000	Passenger lifts	503 065	1 636 542	1 800 930	5 097 652
8428102100	Oth lifts of a kind used in buildings	118	1 422	1 539	21 360
8428102900	Oth lifts oth than of a kind used in buildings	16 505	224 415	77 173	1 322 410
8428109000	Skip hoists	1 943	1 943	5 638	5 638
8428201000	Pneumatic elevators and conveyors for agricultural use	27	1 324	689	6 700
8428202000	Automated machines for the transport, handling & storage of PCB/	5 858	5 858	90 262	90 262
8428209000	Oth pneumatic elevators & conveyors	90 050	276 092	1 273 002	3 645 708
8428310000	Oth continuous act elevators & conveyors specially designed for unc	24 861	24 861	421 722	421 722
8428321000	Oth continuous act elevators & conveyors of bucket type, used for a	150	414	942	4 652
8428329000	Oth continuous act elevators & conveyors of bucket type, oth used fi	401 301	609 729	4 692 119	5 726 116
8428332000	Automated mach for the transport, hand & storage of PCB/PWBs, be	8 752	44 768	21 826	395 932
8428339000	Oth continuous act elevators & conveyors, oth of belt type	10 704	22 021	83 133	195 678
8428391000	Pneumatic elevators and conveyors of agricultural type	1 984	2 793	14 636	17 086
8428393000	Oth automated machin for transport, hand & storage of PCB/PWBs	1 404	1 404	76 490	76 490
8428399000	Oth continuous-action elevators & conveyors, for goods/materials	124 890	218 303	1 307 576	2 198 329
8428400000	Escalators and moving walkways	365 771	678 531	823 232	1 468 965
8428600000	Teleferics, chair-lifts, ski-draglines; traction mechanisms for funicul	17 541	35 082	63 000	126 000
8428902000	Oth lifting, handling, loading/unloading mach, hand & storage of PCB	12 975	84 009	199 141	881 030
8428909000	Oth mach, oth than lift, handl, load/unload mach, hand & storage of PC	333 827	464 284	2 930 928	3 791 696
8429110000	Track laying, bulldozers and angledozers	2 386 307	3 268 135	19 431 656	25 996 900
8429190000	Bulldozer & angledozers oth track laying	869 384	1 641 084	7 347 785	15 606 553
8429200000	Graders and levellers	577 555	1 637 656	4 770 007	13 565 414
8429300000	Scrapers	121	215	18 603	18 762
8429401000	Road rollers	258 304	603 489	1 324 544	2 517 903
8429403000	Tamping machines	93 298	385 290	473 902	1 863 907
8429510000	Front-end shovel loaders, mechanical excavators and shovel loaders	2 093 015	3 415 959	11 442 409	16 982 491
8429520000	Mach with a 360, revolving super struct, mech shovels, excavators a	15 057 550	28 575 836	85 142 160	162 197 152
8429590000	Mech shovels, excavators & shove loader oth front-end shovel, mac	730 910	2 107 961	4 628 836	14 796 089
8430100000	Pile-drivers and pile-extractors	351 977	409 615	2 268 533	2 383 970
8430310000	Coal/rock cutters and tunneling machinery, self-propelled	31 070	67 140	339 246	407 741
8430390000	Coal/rock cutters and tunneling machinery, oth than self-propelled	110 560	142 194	396 406	676 383
8430410000	Oth boring/sinking machinery self-propelled	897 017	1 028 411	11 701 210	13 995 099
8430491000	Wellhead platforms & integrated prod modules for use in drilling	313	32 623	2 248	168 892
8430499000	Oth wellhead platforms & integrat prod modules for use in drilling	121 895	378 991	2 255 110	4 425 278
8430500000	Oth moving, grading, levelling, scraping machinery, self-propelled	334 211	526 660	546 244	2 028 087
8430610000	Tamping/compacting machinery, not self-propelled	25 205	40 775	90 628	164 279
8430690000	Oth machinery of heading 84.30, not self-propelled	197 001	308 980	1 194 413	1 356 404
8431101300	Parts suitable for of goods of subhead 8425.19, 8425.39 or 8425.49, e	8 906	9 766	114 801	140 527
8431101900	Oth parts suitable for of goods of heading 84.25, electrically operate	11 173	16 474	89 949	163 514
8431102200	Part suitable for goods of sub 8425.11, 8425.20, 8425.31, 8425.41, 84	90 774	129 802	372 152	542 337
8431102900	Oth parts suitable for of goods of heading 84.25, not electrically ope	34 749	58 148	105 141	235 077
8431200000	Parts suitable for goods of head 84.27	71 194	197 349	648 016	1 274 885
8431311000	Parts of goods of shd 8428.10.(21,29), 8428.10.90, of lift skip hoist/ε	142 067	242 687	297 345	593 764
8431312000	Parts of goods of shd 8428.10.10), 8428.40.00, of lift skip hoist/esca	153 448	377 681	549 735	1 931 824
8431391000	Part suitable for goods sub 8428.20.10, 8428.32.10, 8428.33.10/84	58 964	107 591	229 694	483 559
8431392000	Parts suitable for goods of subheading 8428.90	238	714	12 354	35 662
8431394000	Part of auto mach. for trnsport/storage of PCB/PWBs/PCAs	13 439	15 524	49 395	82 160
8431399010	Part of oth lift, handl/load mach, telph/conveyor	779 090	1 016 165	4 928 958	8 870 011
8431399090	Oth parts of machinery of head 84.25	172 292	230 091	1 232 449	2 072 644
8431410000	Buckets, shovels, grabs and grips, of mach of head 84.26, 84.29/84.1	200 799	1 081 051	2 112 138	4 145 660
8431420000	Bulldozer/angledozer blades of mach of heading 84.26, 84.29/84.31	339 539	1 089 464	1 498 156	4 074 264
8431430000	Parts of boring/sinking mach of subhead 8430.41/8430.49	3 309 580	4 902 474	20 997 613	56 096 629
8431491000	Parts of machinery of heading 84.26	234 348	402 549	2 156 448	4 041 160
8431492000	Cutting edges/end bits for scrapers, graders/levellers	1 691 601	3 145 651	3 932 304	7 573 575
8431493000	Parts of road rollers	140 758	503 858	851 710	2 627 652
8431499000	Oth parts of machinery of heading 84.26, 84.29/84.30	6 722 442	14 851 624	45 475 241	101 701 662
8432100000	Ploughs	856	4 029	2 022	18 911
8432210000	Disc harrows	7	462	41	2 221
8432290000	Scarifiers, cultivators, weeders, hoes and oth harrows	3 487	10 939	26 361	72 978
8432300000	Seeders, planters and transplanters	0	25 976	0	66 633
8432400000	Manure spreaders & fertiliser distributo	5 207	5 907	61 969	71 351
8432801000	Oth machinery for soil preparation/cultivation; of agricult/horticult	873	3 513	4 885	19 660
8432809000	Oth machinery for soil preparation/cultivation	73 794	75 055	162 421	171 491
8432901000	Parts of machinery of subheading 8432.80.90	48	6 461	1 168	72 474
8432909000	Parts oth machinery for soil preparation/cultivation	1 947	50 516	35 398	155 643
8433110000	Mowers for lawns, parks/sports-grounds with the cutting device rot	296 693	449 597	556 496	1 114 451
8433191000	Mowers for lawns, parks/sports-grounds manually operated	0	80	0	181
8433199000	Oth mowers for lawns, parks/sportgrounds, oth than manually ope	104 432	233 717	350 596	744 262
8433200000	Oth mowers, including cutter bars for tractor mounting	11 573	25 219	163 984	237 351
8433510000	Combined harvester-threshers machinery	7 071	9 971	45 000	49 000

**I.3. IMPOR MENURUT KOMODITI / IMPORT BY HS COMMODITY**  
**\*\*\* FEBRUARI / FEBRUARY 2011 \*\*\***

H S	Uraian Komoditi Commodity Description	Berat Bersih / Net Weight (Kg)		Nilai / Value C.I.F (US\$)	
		Bulan ini	Kumulatif	Bulan ini	Kumulatif
		Current Month	Cum.Jan. to date	Current Month	Cum.Jan. to date
8433520000	Oth threshing machinery	0	27 060	0	284 713
8433599000	Oth cotton pickers and cotton gins	28 245	31 489	387 707	435 017
8433601000	Machin for cleaning,sorting/grading eggfruit/oth agricultur prod,el	47 309	50 876	1 702 960	1 832 960
8433901000	Part mach:castor,of diameter(inc yres)>100mm,<= 250mm,width v	16	154	233	1 992
8433902000	Parts mach:castor,oth of goods of subhd8433.11/8433.19.90	8 080	14 726	106 337	137 223
8433909000	Parts mach: oth castors	21 253	39 279	68 931	91 598
8434101000	Milking machines, electrically operated	641	641	1 930	1 930
8434102000	Milking machines,not electrically operated	0	97	0	303
8434201000	Dairy machinery, electrically operated	0	76 692	0	522 450
8434901000	Parts of milking & dairy mach.of electoperated machines	1 855	4 433	35 988	154 232
8434902000	Parts of milk & dairy mach of non electoperated machines	2	4 464	42	115 514
8435101000	Presses,crushers & manufacture of wine,cider,fruit juices,electric c	36 022	56 839	290 482	822 062
8435102000	Presses,crushers & manufacture of wine,cider,fruit juices,not elect	0	22 974	0	31 537
8435901000	Parts of presses,crushers & manufactureof wine,cider,fruit juices,e	44 790	48 879	49 980	82 576
8435902000	Parts of presses,crushers & manufactureof wine,cider,fruit juices,n	0	1	0	75
8436101000	Machinery for preparing animal feedingstuffs, electrically operatec	472 163	773 584	2 661 446	3 655 081
8436211000	Poultry incubators & brooders,electrically operated	172 974	179 528	1 553 704	1 589 892
8436212000	Poultry incubators & brooders,not electrically operated	0	10 494	0	128 892
8436291000	Oth poultry-keeping machinery,electrically operated	50 463	95 422	311 224	503 973
8436292000	Oth poultry-keeping machinery,not electrically operated	26 063	76 891	108 905	302 078
8436801100	Germination plant mach, agriculturalor horticultural type,electric c	73 647	73 952	104 597	108 747
8436801900	Oth germination plant machineryelectric operated	828	1 453	8 980	18 330
8436802100	Germination plant machin, agriculturalor horticultural type,not ele	1 313	19 205	3 100	63 856
8436802900	Oth germination plant machinery, notelectric operated	6 192	45 741	84 600	520 200
8436911000	Parts of poultry-keeping machinery/poultry,incubator & brooders,i	8 790	90 872	166 280	693 655
8436912000	Parts of poultry-keeping machinery/poultry,incubator&brooders,n	12 249	35 093	81 918	213 482
8436991100	Parts oth of poultry-keeping machin,agri & horti type,electric oper	6 619	21 593	188 848	201 358
8436991900	Parts oth of poultry-keeping machin,oth than agri&horti type,elect	14 087	131 569	182 604	1 382 355
8436992100	Parts oth of poultry-keeping machin,agri & horti type,not electric c	5 580	8 307	92 626	148 757
8436992900	Parts oth of poultry-keeping machin,oththan agri&horti type,not el	65 428	82 426	437 016	587 083
8437101000	Machinery for bread grains;winnowing &cleaning machin, electricc	207 280	207 280	2 117 331	2 117 331
8437103000	Mach for clean,sorting/grad seed,graindried leguminous vegetabl	50 027	230 224	800 500	2 386 022
8437104000	Mach for clean,sorting/grad seed,graindried leguminous vegetabl	0	1 320	0	1 560
8437801000	Macinery for rice hullers & cone typerice mills,electrically operatec	5 565	219 653	16 139	275 287
8437802000	Macinery for rice hullers & cone typerice mills,not electrically oper	1 486	25 641	915	33 107
8437803000	Macinery for industrial type coffeehand corn mills,electrically opera	548	14 272	157 350	180 770
8437804000	Macinery for industrial type coffee& corn mills,not electrically ope	4 349	10 099	4 360	9 931
8437805100	Polishing machines for rice,sifting andsieving,bran cleaner,electric	89 360	94 659	137 101	212 211
8437805900	Oth polishing mach for rice,sifting andsieving,bran cleaner,electric	53 419	77 618	288 699	324 983
8437806100	Polishing machines for rice,sifting andsieving,bran cleaner,not elec	71 852	107 892	81 627	129 518
8437806900	Oth polishing mach for rice,sifting andsieving,bran cleaner,not elec	157 600	188 142	674 858	765 975
8437901100	Parts of machin of subheading 8437.10,electrically operated	82 352	159 074	788 438	989 869
8437901900	Parts of machines oth than of subhead8437.10,electrically operate	48 413	72 536	256 233	396 379
8437902100	Parts of machines of subheading 8437.10,not electrically operated	147	1 281	6 150	12 320
8437902900	Oth parts of machines of subheading8437.10, not electrically oper	69 606	159 041	95 217	253 105
8438101000	Bakery mach,macaroni,spaghetti/similarproducts, electrically oper	186 238	669 384	2 221 027	10 095 738
8438102000	Bakery mach,macaroni,spaghetti/similarproducts, not electrically c	32 553	93 447	54 345	106 075
8438201000	Mach for the manufac of confectionary,cocoa/chocolate, electrical	140 361	250 120	2 329 645	5 223 926
8438202000	Mach for the manufac of confectionary,cocoa/chocolate,not electr	144	5 504	986	18 586
8438301000	Mach for sugar manufac, electricallyoperated	961	2 129	4 932	137 412
8438401000	Brewery machinery, electrically operated	0	2 355	0	9 120
8438501000	Mach for the preparation of meat/poultry,electrically operated	29 592	71 215	423 059	841 520
8438502000	Mach for the preparation of meat/poultry,not electrically operatec	19 459	32 265	25 738	38 843
8438601000	Machiner for the preparation of fruits,nuts/vegetab, electrically op	140 612	191 201	342 798	1 455 572
8438602000	Machiner for the preparation of fruits,nuts/vegetab, not electric op	68 134	75 629	96 219	106 295
8438801100	Coffee pulpers, electrically operated	26 444	44 922	94 573	417 560
8438801200	Coffee pulpers, not electricallyoperated	469	469	14 762	14 762
8438809100	Oth coffee pulpers,electric operated	313 821	594 435	6 630 228	13 302 393
8438809200	Oth coffee pulpers,not electric operated	5 527	50 307	6 962	175 101
8438901100	Parts of goods of subheading 8438.30.10electrically operated	207 156	211 405	511 986	570 868
8438901200	Part of coffee pulper,electric operatedmachines	600	600	3 278	3 278
8438901900	Parts of oths goods of heading 84.38electrically operated	22 424	77 013	400 534	1 225 074
8438902100	Parts of goods of subheading 8438.30.20not electrically operated	150	21 542	7 941	121 615
8438902900	Parts of oth goods of heading 84.38.20of coffee pulpers,not electri	39 965	62 093	197 301	629 285
8439100000	Machinery for making pulp of fibrouscellulosic material	8	73 100	449	5 093 718
8439200000	Machinery for making paper/paperboard	158 129	246 090	811 050	1 059 060
8439300000	Machinery for finishing paper/paperboard	25 647	72 578	698 250	1 552 229
8439911000	Part of machin for mak pulp of fibrouscellulosic material,electricall	46 621	74 255	3 468 429	3 985 809
8439912000	Part of machin for mak pulp of fibrouscellulosic material,not electr	5 667	12 662	200 933	710 202
8439991000	Parts for making/finishing paper/paperboard, electrically operatec	306 612	1 044 205	5 195 322	17 022 851

**I.3. IMPOR MENURUT KOMODITI / IMPORT BY HS COMMODITY**  
**\*\*\* FEBRUARI / FEBRUARY 2011 \*\*\***

HS	Uraian Komoditi Commodity Description	Berat Bersih / Net Weight (Kg)		Nilai / Value C.I.F (US\$)	
		Bulan ini	Kumulatif	Bulan ini	Kumulatif
		Current Month	Cum.Jan. to date	Current Month	Cum.Jan. to date
843992000	Parts for making/finishing paper/paperboard, not lectrically opera	3 901	8 275	246 100	310 458
8440101000	Book-binding mach, includ book-sewing,electrically operated	10 386	19 576	114 023	156 803
8440102000	Book-binding mach, includ book-sewing,not electrically operated	2 044	5 766	9 618	19 631
8440901000	Parts of book binding & sewing machineselectrically operated mac	5 101	6 150	633 750	681 871
8440902000	Parts of book binding & sewing machinesnot electrically operated i	0	1	0	233
8441101000	Cutting machines, electrically operated	1 027 683	1 306 484	4 356 704	6 750 786
8441102000	Cutting mach, not electrycally operated	26 354	44 641	41 941	68 892
8441201000	Machin for making bags,sacks/envelopeselectrically operated	37 839	73 864	292 204	734 858
8441301000	Mach for mak cartons,boxes,cases,tubedrum/similar containers,elk	571 843	639 485	3 527 325	4 180 492
8441401000	Machines for moulding articles in paperpulp,paper/paperboard,elk	22 385	152 046	116 600	858 870
8441801000	Oth machinery for making up paper pulp,paper/paperboard,electri	222 292	396 038	2 615 661	5 357 142
8441802000	Oth machinery for making up paper pulp,paper/paperboard,not el	16 819	26 683	52 177	97 566
8441901000	Part of machin for mak up paper pulp,paper/paperboar,cutting ma	43 792	190 303	1 132 396	4 814 947
8441902000	Parts of machin for mak up paper pulp,paper/paperboa,cutting ma	8 819	11 676	71 635	159 106
8442301000	Machinery, apparatus and equipment,electrically operated	29 053	48 996	803 528	1 296 926
8442302000	Machinery, apparatus and equipment,not electrically operated	5 227	10 218	66 708	146 933
8442401000	Parts of electrically operated machin,apparatus/equipment	199 985	306 303	728 474	929 207
8442402000	Parts of the foregoing mach,apparatus/equipment,non electrically	545	1 720	22 652	90 103
8442500000	Plate,cyls&oth.print comp.plates,cyl &lithograph stones,prepared i	31 665	86 458	876 668	1 564 267
8443110000	Print.mach.used for print by mean platescyl&oth print,offset print	78 268	214 757	1 904 181	3 179 736
8443120000	Print.mach.use,print by mean plate cyl&oth print,offset print mact	12 001	80 335	17 621	93 557
8443130000	Oth offset printing machinery	128 330	410 058	1 228 423	4 474 273
8443140000	Letterpress printing mach, reel-fed,excluding flexographic printing	0	61 369	0	927 253
8443150000	Letterpress printing mach,oth than reelfed, excluding flexographic	7 310	73 470	23 648	124 007
8443160000	Flexographic printing machinery	38 384	140 800	561 600	2 485 240
8443170000	Gravure printing machinery	13 824	198 933	129 657	3 345 302
8443190000	Oth than gravure,flexografhic,letterpress,oth offset printing mach	31 605	153 809	454 974	1 171 246
8443311010	Printer-copier,ink-jet,color,capable ofconnecting to a data machine	613 023	836 667	4 186 567	5 764 112
8443311090	Printer-copier,ink-jet proces,no color,capable of connect to data m	1 064	1 824	19 506	21 781
8443312010	Printer-copier,laser proces,color,capable connect to data mach/ne	11 403	15 191	365 852	579 030
8443312090	Printer-copier,laser proces,no color,capable connect to data mach/	44 263	58 973	1 074 873	1 372 530
8443313010	Combination printer-copier-facs mach,color,connect to data mach/	108 537	130 892	2 045 097	2 379 086
8443313090	Combination printer-copier-facs mach,no color,connect to data ma	35 859	42 520	1 096 072	1 220 884
8443319090	Oth mach which perform >= 2 function ofprinting,copying/facsimil	953	4 414	63 198	229 084
8443321010	Dot matrix printer,color,capable ofconnect to data machine/netwc	285	285	75 421	75 421
8443321090	Dot matrix printer,no color,capable ofconnect to data machine/net	69 018	194 139	2 134 142	6 327 230
8443322010	Ink-jet printer,color,capable ofconnect to a data machine/network	829 634	1 151 001	8 011 572	12 006 956
8443322090	Ink-jet printer,no color,capable ofconnect to a data machine/netw	6 557	19 935	187 919	520 711
8443323010	Laser printer,color,capable of connectto a data machine/network	16 288	31 239	291 242	512 021
8443323090	Laser printer,no color,capable ofconnect to a data machine/netwo	99 366	222 467	1 555 730	3 350 557
8443324090	Facsimile machine,no color,capable ofconnect to a data machine/r	32 862	58 146	632 396	1 178 397
8443325010	Mach of screen print machinery,color,capable of connect to data n	431	431	20 472	20 472
8443325090	Mach of screen print machinery,no color,capable of connect to dat	0	1	0	102
8443329010	Mach of oth material,color,capable ofconnect to data machine/net	1 517	5 820	66 724	270 944
8443329090	Mach of oth material,no color,capableof connect to data machine/	4 387	10 625	186 980	402 930
8443391100	Electrostatic photocopy apparatus,directprocess, color	1	1	23	23
8443391900	Electrostatic photocopy apparatus,directprocess, no color	353 670	620 037	241 007	683 409
8443392010	Electrostatic photocopy apparatus,in-direct process,color	696	1 394	11 393	21 702
8443392090	Electrostatic photocopy apparatus,in-direct process,no color	74 173	121 535	681 466	927 027
8443393090	Oth photocopy apparatus incorporating,optical system,no color	1 705	3 558	45 436	111 947
8443399090	Oth print mach,no color,not capable ofconnect to data machine/ne	80	493	872	32 818
8443910000	Part & accessori of print machinery usedfor print by component of	465 027	1 057 745	18 235 235	45 932 222
8443991000	Part & accessori of screen print machi-nerly for manufact of print ci	7 642	9 444	233 233	320 016
8443992000	Ink-filled printer cartridges	262 866	519 856	3 893 620	12 934 859
8443993000	Paper feeders and sorters	138	2 697	14 157	89 889
8443999000	Oth part & accessori of screen printingmachinery	95 562	160 154	3 165 290	5 391 258
8444100000	Mach for extrude,texture/cut man-madetextile material,electric op	97 782	141 439	1 206 540	2 803 681
8444200000	Mach for extrude,texture/cut man-madetextile material,not electr	5 133	6 653	14 460	18 084
8445111000	Carding machines,electrically operated	345 965	391 447	5 308 615	5 784 738
8445121000	Combing machines, electrically operated	65 592	65 592	268 924	268 924
8445131000	Drawing/roving machines,electricallyoperated	136 580	337 583	1 169 339	3 019 270
8445191000	Other machines for preparing textilefibres: electrically operated	563 615	677 065	2 589 192	4 659 220
8445201000	Textile spinning machines:electrically operated	522 469	1 547 917	2 857 823	8 729 743
8445301000	Textile doubling/twisting machines:electrically operated	17 413	140 665	84 860	413 934
8445302000	Textile doubling/twisting machines:not electrically operated	0	8 300	0	119 000
8445401000	Textile winding(including weft-winding)or reeling machin,electric	376 970	785 316	4 495 591	11 434 401
8445402000	Textile winding(including weft-winding)or reeling machin,notelect	14 337	14 337	25 485	25 485
8445901000	Oth machinery for preparing textile,electrically operated	3 453	85 683	71 617	1 431 571
8445902000	Oth machinery for preparing textile,not electrically operated	490	2 494	38 180	122 964
8446101000	Machines for weaving fabrics of a width<= 30 cm, electric operatec	88 779	182 386	370 801	674 961

**I.3. IMPOR MENURUT KOMODITI / IMPORT BY HS COMMODITY**  
**\*\*\* FEBRUARI / FEBRUARY 2011 \*\*\***

H S	Uraian Komoditi Commodity Description	Berat Bersih / Net Weight (Kg)		Nilai / Value C.I.F (US\$)	
		Bulan ini	Kumulatif	Bulan ini	Kumulatif
		Current Month	Cum.Jan. to date	Current Month	Cum.Jan. to date
8446210000	Machine for weaving fabrics of a width> 30 cm, Power looms, shut	19 000	357 490	74 000	1 890 025
8446290000	Machine for weaving fabrics of a width>30 cm, Oth than Pwr loom:	429 170	922 736	3 908 730	6 818 817
8446300000	Machine for weaving fabrics of a width> 30 cm, shuttleless type	421 907	799 019	6 342 927	9 919 785
8447111000	Circular knitting mach,cylinder diamtr<= 165 mm, electrically oper	79 100	133 327	418 015	604 641
8447121000	Circular knitting mach,cylinder diamtr>165 mm, electrically operat	114 434	320 778	977 548	1 918 286
8447201000	Flat knitting & stitch bonding machine,electrically operated	82 938	103 564	1 325 869	1 760 538
8447901000	Machines for making gimped yarn,tulle,lace&mach for tufting,elec	315 144	558 882	2 103 754	3 239 775
8447902000	Machines for making gimped yarn,tulle,lace&mach for tufting,not	254	16 837	2 663	84 571
8448111000	Dobbies & jacquards, card reducing,electrically operated	40 331	75 714	291 010	530 884
8448120000	Dobbies & jacquards, card reducing, notelectrically operated	3 645	6 804	3 464	9 415
8448191000	Oth auxiliary machin for mach of heading84.44, 84.45, 84.46, 84.47	92 161	188 798	991 698	1 343 328
8448192000	Oth auxiliary machin for mach of heading8444, 8445, 8446, 84.47, 1	482	485	6 491	6 503
8448200000	Parts&accessories of mach of heading84.44/their auxiliary machin	165 654	260 207	1 516 208	2 477 594
8448310000	Card clothing of mach of heading 84.45	17 822	39 054	256 497	554 099
8448320000	Parts&accessories of mach for preparingtextile fibres,other than ca	94 513	97 178	1 784 232	1 888 447
8448330000	Spindles, spindle flyers,spinning rings,and ring travellers of mach 8	8 885	48 544	382 918	853 330
8448390000	Other parts & accessories of mach ofhead 84.45/their auxiliary ma	259 315	453 164	2 444 755	4 530 629
8448420000	Reeds for looms, healds & heald-framesfor weaving machines	12 622	22 489	208 105	477 668
8448491100	Shuttles, for electrtrically operatedweaving machine	422	9 786	110 443	231 592
8448491900	Oth parts & acces, for elect operatedweaving machine	111 904	263 259	900 829	2 174 621
8448492000	Parts & acces, for non electricallyoperated weaving machine	1 835	5 020	48 230	148 328
8448510000	Sinkers, needles&other articles used informing stitches	13 302	21 500	871 173	2 361 448
8448590000	Othe parts&accessories of mach ofhead 8447/their auxiliary machi	37 326	69 785	428 175	955 720
8449001000	Mach for the manufacture/finishing offelt/nonwovens,electrically	56 401	91 337	129 090	265 005
8449002000	Mach for the manufacture/finishing offelt/nonwovens, not elect of	64	264	50 014	50 225
8450111000	Household/laundry-type washing machin:fully-automatic mach;cap	79 634	170 591	247 003	627 659
8450119000	Household/laundry-type wash mach;fully-automatic machine:capa	1 636 743	2 920 199	6 873 166	12 144 283
8450120010	Household/laundry-type wash mach;built-in centrifugal drier,capa	63 670	204 027	277 551	857 627
8450120020	Household/laundry-type wash mach;built-in centrifugal drier,capa	572 200	1 265 440	2 321 081	5 090 441
8450190010	Other household/laundry-type wash mach;dry linen capacity <= 6 l	120	120	586	586
8450190020	Other household/laundry-type wash mach;dry linen capacity > 6 kg	192	589	1 920	3 457
8450200000	Household/laundry-type washing mach;a dry linen capacity >10 kg	132 614	298 989	668 402	1 484 019
8450901000	Parts of goods of subheading 8450.20	648	716	24 278	26 318
8450902000	Parts of goods of subheading 8450.11,8450.12 or 8450.19	501 807	1 367 994	1 318 018	3 230 369
8451100000	Dry-cleaning machines	15 355	48 872	31 515	277 896
8451210000	Drying machines,each of a dry linencapacity not exceeding 10 kg	21 615	41 653	96 993	183 040
8451290000	Drying machines,each of a dry linencapacity exceeding 10 kg	123 748	185 310	933 569	1 318 481
8451300000	Ironing machines and presses(including fusing presses)	103 207	133 489	760 430	1 121 083
8451400000	Washing, bleaching or dyeing machines	53 369	223 593	815 313	2 212 958
8451500000	Mach. for reeling,unreeling,folding,cutting/pinking textile fabrics	32 415	66 729	289 830	491 916
8451801000	Other machinery exclude machines of hd84.50; for domestic use	55 123	55 123	315 657	315 657
8451809000	Other machinery exclude machines of hd84.50; not for domestic u:	171 862	265 573	1 829 941	2 730 841
8451901000	Parts of machines or dry linen capacityno exceeding 10 kg	140	636	2 668	7 350
8451909000	Parts of oth machines of heading 8451	48 082	85 330	357 276	640 070
8452100000	Sewing machines of the householdtype	95 073	221 083	332 535	515 070
8452210000	Oth sewing machines, automatic units	150 180	363 988	2 218 665	5 659 765
8452290000	Oth sewing machines, not automatic units	546 888	1 033 218	4 575 110	8 478 849
8452300000	Sewing machine needles	17 058	39 891	69 285	153 500
8452400000	Furniture, bases and covers for sewingmachines and parts thereof	99 193	104 471	280 644	318 553
8452901100	Arms,beds,stands,flywheel,belt guard;treadles/pedals of subhead	1 060	7 747	8 866	24 963
8452901900	Oth part of sewing mach of machinery ofsubheading 8452.10	48 538	57 141	232 405	298 604
8452909010	Arms beds,foot & pedals of mach excludesubheading 8452.10	2 196	14 672	4 511	16 627
8452909090	Other parts of sewing mach of machineryexclude subheading 8452	100 817	307 388	492 472	1 060 711
8453101000	Machinery for prepare,tanning/work hides, skins/leather, elect op	20 445	42 332	198 592	379 021
8453102000	Machinery for prepare,tanning/work hides, skins/leather, not elec	2 099	2 099	3 100	3 100
8453201000	Machinery for making/repairingfootwear, electrically operated	282 792	1 010 097	2 512 330	8 130 985
8453202000	Machinery for making/repairingfootwear, not electrically operatec	21 598	117 124	129 627	538 381
8453801000	Mach for make/repaire other articles ofhides,skins,not sewing mac	404 189	982 226	2 357 307	5 959 844
8453802000	Mach for make/repaire other articles ofhides,skins,not sewing mac	3 568	8 262	52 150	81 851
8453900000	Parts of goods of heading 84.53	120 358	195 717	688 799	1 676 821
8454100000	Converters	2 038	3 704	34 905	91 152
8454200000	Ingot moulds and ladles	40 161	259 998	721 246	1 888 068
8454300000	Casting machines	195 015	1 344 805	3 054 901	6 594 163
8454900000	Parts of goods of heading 84.54	148 310	324 876	2 676 962	6 017 615
8455210000	Oth Rolling mills, hot or combination hocold	233 050	250 001	403 092	485 349
8455220000	Oth Rolling mills, cold	44 570	60 370	132 739	294 309
8455300000	Rolls for rolling mills	585 864	807 706	2 860 040	4 562 797
8455900000	Other parts of metal-rolling millsand rolls therefor.	897 153	1 110 756	3 565 946	4 686 220
8456100000	Machines tool for work any material byremoval material,operat by	13 367	33 788	735 765	1 021 758
8456200000	Machines tool for work any material byremoval material,operat by	2 840	5 121	116 604	232 248



**I.3. IMPOR MENURUT KOMODITI / IMPORT BY HS COMMODITY**  
**\*\*\* FEBRUARI / FEBRUARY 2011 \*\*\***

HS	Uraian Komoditi Commodity Description	Berat Bersih / Net Weight (Kg)		Nilai / Value C.I.F (US\$)	
		Bulan ini	Kumulatif	Bulan ini	Kumulatif
		Current Month	Cum.Jan. to date	Current Month	Cum.Jan. to date
8456300000	Machines tool for work any material byremoval material,electro-di	54 728	106 008	519 581	1 274 929
8456901000	Mach tool for mnfact of printed circuit,numerical control,by plasm.	4 021	11 481	45 986	195 059
8456902000	Wet proces equip for the applicationby immersion of electrochemi	140	309	4 200	8 586
8456909000	Oth mach tool for work any material byother operating processes	14 820	42 608	146 363	448 666
8457100000	Machining centres	509 266	961 950	8 203 109	13 330 637
8457200000	Unit construction machines(single-station)	1 182	1 183	8 021	8 211
8457300000	Multi-station transfer machines	24 063	53 096	433 564	1 707 473
8458110000	Horizontal lathes, numericallycontrolled	135 531	362 654	3 404 750	6 041 617
8458190000	Horizontal lathes,not numericallycontrolled	282 957	744 606	1 470 623	5 289 037
8458910000	Other lathes,numerically controlled	27 962	105 073	728 968	1 377 959
8458990000	Other lathes,not numerically controlled	447 852	707 995	2 341 279	4 067 977
8459101000	Way-type unit head machineselectrically operated	30 734	74 709	738 871	1 938 252
8459102000	Way-type unit head machines, notelectrically operated	218	218	9 959	9 959
8459210000	Dilling machines, numericallycontrolled	3 470	34 696	107 490	279 727
8459291000	Dilling machines, electrically operated	98 537	237 408	237 700	1 006 029
8459292000	Dilling machines, not electricallyoperated	9 007	48 920	19 430	186 647
8459310000	Boring-milling machines, numericallycontrolled	444	5 343	220	17 769
8459391000	Oth boring-milling machines, electricaloperated	3 070	20 267	6 803	66 211
8459392000	Oth boring-milling machines, notelectrically operated	0	14 883	0	79 393
8459401000	Oth boring machines, electricallyoperated	80 347	267 716	569 740	1 532 228
8459402000	Oth boring machines, not electricallyoperated	2 793	42 262	18 800	185 048
8459591000	Oth milling machines, knee-type,electrically operated	13 642	66 683	56 550	138 099
8459610000	Other milling machines, numericallycontrolled	17 780	22 179	107 000	114 350
8459691000	Other milling machines, not nmrcllycontrolled, electrically operate	1 823	112 949	11 485	268 137
8459692000	Other milling machines, not nmrcllycontrolled, not electrically ope	15 369	18 195	91 353	115 781
8459701000	Threading/tapping machines,electrically operated	19 126	32 043	129 331	182 722
8459702000	Threading/tapping machines, notelectrically operated	3 654	3 746	20 888	21 026
8460110000	Flat-surface grinding mach,an accuracyof at least 0.01 mm,numerical	23 737	57 604	360 169	613 476
8460191000	Oth flat-surface grinding mach, accuracyof at least 0.01 mm, electr	94 502	127 483	863 478	1 592 211
8460192000	Oth flat-surface grinding mach, accuracyof at least 0.01 mm, not el	1 424	2 531	18 154	21 839
8460210000	Other grinding mach,an accuracy of atleast 0.01 mm,numerically c	19 385	34 329	1 005 001	1 593 926
8460291000	Other grinding mach,an accuracy of atleast 0.01 mm, electrically o	38 578	79 955	600 632	1 142 975
8460292000	Other grinding mach,an accuracy of atleast 0.01 mm, not electric o	15 646	16 338	100 740	108 592
8460311000	Machine tools, numeric controlled, forsharpen carbide diamet <= 3	19 654	19 675	80 228	80 374
8460319000	Oth sharpening (tool/cutter grinding)machines, numerically contro	1 707	34 553	17 039	221 132
8460391000	Oth sharpening (tool/cutter grinding)machines, electrically operate	13 286	16 160	62 322	87 423
8460392000	Oth sharpening (tool/cutter grinding)machines, not electrically ope	536	536	3 928	3 928
8460401000	Honing/lapping mach,electricallyoperated	12 450	23 364	440 749	649 137
8460402000	Honing/lapping mach, not electricallyoperated	150	1 415	3 141	9 334
8460901000	Oth mach-tools for deburring,abrasives/polishing products, electri	42 382	58 330	1 099 110	1 273 048
8460902000	Oth mach-tools for deburring,abrasives/polishing products,not ele	646	16 623	3 125	32 273
8461201000	Shaping/slotting machines,electricallyoperated	22 238	69 735	80 166	232 581
8461202000	Shaping/slotting mach,not electricallyoperated	5	97	2 028	15 139
8461301000	Broaching mach,electrically operated	17 315	26 134	554 499	859 230
8461401000	Gear cutting,gear grinding/gearfinishing mach, electric operated	62 203	69 930	150 584	293 243
8461402000	Gear cutting,gear grinding/gearfinishing mach, not electric operate	13 190	13 190	20 440	20 440
8461501000	Sawing/cutting-off machines,electrically operated	132 130	321 981	912 880	1 950 555
8461502000	Sawing/cutting-off machines, notelectrically operated	30 968	53 376	71 108	127 365
8461901000	Oth mach-tool for planing/shaping/slottiby cermet, electrically op	97 520	116 610	269 319	800 523
8461909000	Oth mach-tool for planing/shaping/slottiby cermet, not electricall	281	586	53 635	54 885
8462101000	Forging/die-stamping machines(including pres) & hammers, electr	1 155 494	2 463 508	7 055 984	11 932 104
8462102000	Forging/die-stamping machines(includ pres)&hammers,not electri	104 590	105 341	635 343	649 800
8462210000	Bend,fold,straighen/flattening machine(includ pres),numeric cont	170 190	234 797	2 808 049	3 185 607
8462291000	Bend,fold,straighen/flattening machine(includ pres),not nmric cor	335 604	547 466	2 526 971	3 768 616
8462292000	Bend,fold,straighen/flattening machine(incl pres), not nmrc contr	9 375	62 532	13 362	173 720
8462310000	Shearing machine (incl press),oth thancombine punching mach,nu	2 856	29 217	96 788	872 303
8462391000	Shearing machine (incl press),oth thanbine punching mach,not nm	64 832	316 228	199 595	2 209 082
8462392000	Shearing mach (incl press),oth than binepunch mach, not nmrc cor	54 737	68 202	73 322	120 124
8462410000	Punching/notching mach,incl comb punch &shearing mach,numeri	54 413	86 174	468 391	1 649 487
8462491000	Punching/notching mach,incl comb punch &shearing mach,not nur	43 501	99 908	253 962	699 417
8462492000	Punching/notching mach,incl comb punch &shear mach,not numri	2 214	5 428	17 267	26 149
8462910000	Hydraulic presses	130 469	351 638	1 006 505	2 752 806
8462991000	Mach for manufac of boxes,cans& similar contain of tin plate, elect	25 121	65 158	92 701	857 513
8462992000	Mach for manufac of boxes,canscontain tin plate,not elect. operate	132	132	80	80
8462995000	Oth machine for working metal byforging,hamming,electric operat	70 708	148 031	1 193 006	1 700 506
8462996000	Oth machine for working metal byforging,hamming,not electric op	19 204	20 204	75 394	109 353
8463101000	Draw-benches for bars,tube,profile,wire,or the like, electrically ope	171 875	215 718	1 340 846	2 224 732
8463102000	Draw-benches for bars,tube,profile,wire,or the like, not electrically	285	39 550	23 946	66 303
8463201000	Thread rolling machines, electricallyoperated	33 535	67 806	445 532	836 879
8463301000	Machines for working wire,electricallyoperated	6 198	91 432	159 482	1 020 636

**I.3. IMPOR MENURUT KOMODITI / IMPORT BY HS COMMODITY**  
**\*\*\* FEBRUARI / FEBRUARY 2011 \*\*\***

HS	Uraian Komoditi Commodity Description	Berat Bersih / Net Weight (Kg)		Nilai / Value C.I.F (US\$)	
		Bulan ini	Kumulatif	Bulan ini	Kumulatif
		Current Month	Cum.Jan. to date	Current Month	Cum.Jan. to date
8463302000	Machines for working wire, notelectrically operated	0	13	0	78
8463901000	Oth mach tool for work metal/cerments,without remove material,	189 067	532 701	944 560	3 604 476
8463902000	Oth mach tool for work metal/cerments,without remove material,	986	1 059	1 391	2 791
8464101000	Sawing mach for working stone,ceramics electrically operated	83 848	101 213	240 063	310 900
8464201000	Grinding/polishing machines,electrically operated	116 688	128 992	617 231	1 151 164
8464202000	Grinding/polishing machines,not electrically operated	0	1 958	0	5 049
8464901000	Oth mach tool for work stone,ceramics/like mineral material,elect	26 482	75 044	173 331	312 120
8464902000	Oth mach tool for work stone,ceramics/like mineral material,not e	11 523	55 232	33 579	111 503
8465100000	Mach, can carryout different type opera-tion without tool charge f	59 439	79 005	371 942	607 403
8465911000	Sawing machines for scoring PCB/PWB's electrically operated	4 185	31 550	14 850	506 551
8465912000	Other sawing mach for scoring PCB/PWB's, electrically operated	75 240	189 229	420 743	661 098
8465919000	Other sawing mach for scoring PCB/PWB's, not electrically operate	30 132	64 550	98 043	192 936
8465921000	Mach tools for routing PCB/PWB'ssubstrates,shank dmtr <=3.175 r	3 841	12 329	31 079	40 449
8465922000	Oth planing,milling/moulding (bycutting) mach,electrically operate	74 471	105 855	269 037	753 821
8465929000	Oth planing,milling/moulding (bycutting)machines,not electric ope	24 471	25 790	72 196	138 531
8465931000	Grinding, sanding/polishing machines,electrically operated	99 240	151 434	758 303	1 020 246
8465932000	Grinding, sanding/polishing machines,not electrically operated	10 227	18 329	343 986	371 446
8465941000	Bending/assembling machines,electrically operated	31 005	36 272	294 963	316 267
8465942000	Bending/assembling machines, notelectrically operated	8	2 407	51	3 401
8465951000	Drilling mach for manufac PCB/PWB's,with a spindle speed > 50.00	427	427	553	553
8465953000	Other drilling/morticing machines,electrically operated	59 772	87 461	112 900	226 721
8465959000	Other drilling/morticing machines, notelectrically operated	6 498	28 257	138 457	171 805
8465961000	Splitting, slicing/paring machines,electrically operated	42 034	125 637	126 762	682 841
8465962000	Splitting, slicing/paring machines,not electrically operated	8 365	8 374	68 730	68 796
8465993000	Lathes, electrically operated	34 747	41 261	247 802	299 664
8465994000	Lathes, not electrically operated	1 345	13 535	1 027	61 727
8465995000	Oth mach for deburring surfaces of PCB/PWB's, for scoring laminat	1 876	22 089	33 977	43 458
8465996000	Other mach-tools for nailing,stapling,glueing/otherwise assemb,el	120 999	241 416	518 787	1 189 150
8465999000	Other mach-tools for nailing,stapling,glueing/otherwise assemb,nc	51 324	99 904	493 016	1 019 514
8466101000	Tool hold.self-open dieheads for 8456.908460.31,8465.91,8465.92	5 708	8 024	336 571	420 128
8466109000	Other tool holders & self-openingdieheads	12 764	57 478	500 285	1 681 288
8466201000	Work holders for sub 8456.99, 8460.31,8465.91, 8465.92, 8465.95,	2 145	13 632	327 359	400 835
8466209000	Work holders for other machine	84 564	129 279	1 892 849	3 076 866
8466301000	Dividing head,special attach for 8456.908460.31,8465.91,8465.92,1	288	291	21 218	21 970
8466309000	Dividing heads & other specialattachments for oth machine-tools	16 734	44 549	431 685	881 185
8466910000	Parts&aces suitable for machine ofheading 84.64	62 988	167 938	322 391	672 076
8466921000	Parts&aces suitable for mach subhead8465.92.10, 8465.95.10, 84	828	1 429	23 820	33 504
8466929000	Parts & acces suitable for mach ofother subheading 84.65	22 457	115 468	613 296	1 376 280
8466932000	Parts&aces suitable for mach subhead8456.90.10,8456.90.20,846	0	2 018	0	14 395
8466939000	Parts&aces suitable for mach ofother headings 84.56 to 84.61	76 614	146 565	1 374 367	3 757 295
8466940000	Parts & acces suitable for machineother headings 84.62 or 84.63	86 902	265 958	2 286 144	4 320 843
8467110000	Tool for work in the hand,pneumatic,rotary type (incl rotary percus	14 249	28 786	558 191	1 203 399
8467190000	Tool for working in the hand,pneumatic,in other type	28 348	42 887	367 877	504 524
8467210000	Drills of all kinds with selfcontained electric motor	185 676	519 469	781 958	1 980 325
8467220000	Saws with self containedelectric motor	47 623	136 619	350 652	674 476
8467290000	Oth tool for working in the hand,with self-contained electric motor	326 025	969 215	1 724 934	3 779 485
8467810000	Chain saws	266 807	502 169	749 296	1 563 861
8467890000	Oth tool for working in the hand	35 385	109 152	110 521	566 458
8467911000	Part of chain saw,of elect-mechanic forwork in hand,self-cont. elec	2 620	39 562	9 385	68 840
8467919000	Part of other chain saw	107 432	196 774	224 105	421 896
8467920000	Parts of pneumatic tools	3 817	15 148	77 252	264 821
8467991000	Part of tool of subhead 8467.21, 8467.22or 8467.29	61 424	78 474	181 296	305 278
8467999000	Part of tool of of oth heading 8467	131 365	197 543	396 565	611 650
8468100000	Hand-held blow pipes	307	309	4 871	5 075
8468201000	Hand-operated gas welding, brazing/cutting appliances for metal	27 503	58 037	253 343	360 763
8468209000	Other gas-operated machinery &apparatus	51 029	117 515	533 720	1 432 569
8468800000	Other machinery and apparatus forsoldering, brazing/welding	33 628	141 398	211 322	853 710
8468901100	Parts of goods of subheading8468.10	3 568	7 970	14 663	52 289
8468901200	Parts of goods of subheading8468.20.10	12 089	23 059	278 855	365 334
8468909000	Parts of other Heading 8468	16 929	60 983	90 683	441 569
8469009010	Automatic typewriters	1 902	1 902	20 048	20 048
8469009090	Other typewrites	6 241	29 727	154 377	265 677
8470100000	Electronic calculators, cpble of operatiwithout an extrnl source elec	49 900	95 415	228 621	357 978
8470210000	Electronic calculating machinesincorporating a printing device	332	8 665	24 758	300 531
8470290000	Other electronic calculating machines	6 300	25 500	81 631	323 195
8470300000	Other calculating machines	15 388	30 257	51 925	105 447
8470500000	Cash registers	22 952	61 931	535 211	1 843 406
8470902000	Accounting machines	123	123	2 956	2 956
8470909000	Machines for pocket-size data record,reproduc,display mach with c	37	37	668	668
8471301000	Handheld computer incl palmtop & PDAs	20 227	21 603	2 108 515	2 862 327

**I.3. IMPOR MENURUT KOMODITI / IMPORT BY HS COMMODITY**  
**\*\*\* FEBRUARI / FEBRUARY 2011 \*\*\***

H S	Uraian Komoditi Commodity Description	Berat Bersih / Net Weight (Kg)		Nilai / Value C.I.F (US\$)	
		Bulan ini	Kumulatif	Bulan ini	Kumulatif
		Current Month	Cum.Jan. to date	Current Month	Cum.Jan. to date
8471302000	Laptop incl notebooks	1 837 390	2 506 159	76 024 547	133 383 570
8471309000	Oth portable digital automatic dataproc mach,weigh not more than	13 438	164 091	4 386 825	9 490 253
8471411000	Personal computers excl 8471.30with at least a CPU and an input/c	40 067	114 265	1 868 748	4 475 220
8471419000	Oth automatic data processing machineswith at least a CPU and ar	30 693	64 051	1 702 123	4 861 608
8471491000	Personal computers excl 8471.30presented in form of systems	299 518	520 722	11 625 580	21 659 828
8471499000	Oth automatic data processing machinespresented in form of syste	163 814	215 081	2 802 742	4 959 979
8471501000	Processing units for personal computerother of subhd 8471.41 or 8	242 940	376 931	7 567 763	12 533 181
8471509000	Oth Processing unitsother of subhd 8471.41 or 8471.49	228 715	427 278	7 876 193	15 227 785
8471603000	Computer keyboards	130 297	283 107	775 658	1 619 348
8471604000	X-ycoordinate input devices,includingmouse,light pens,joystick,tra	191 926	510 920	1 279 033	2 538 935
8471605000	Plotters whether input/output units ofheading 84.71or of heading	10 022	12 232	64 396	79 813
8471609000	Other input/output units,whether/not contain storg unitsthe same	60 256	145 575	1 022 190	2 784 513
8471701000	Floppy disk drives	2 283	4 286	22 318	53 637
8471702000	Hard disk drives	268 240	713 805	8 008 936	16 748 191
8471703000	Tape drives	2 170	5 705	263 816	732 014
8471704000	Optical disk drives,including cd-romdrives,dvd drives & cd-r drives	193 595	373 114	4 881 869	9 193 125
8471705000	Proprietary fmat strge device includ me-dia therefor f automat. dt	111 509	126 782	1 957 979	5 560 035
8471709100	Backup management systems	119	1 190	8 892	57 920
8471709900	Other storage units ofautomatic data processing machine	57 922	112 652	532 031	1 608 551
8471801000	Control and adaptor units	92 385	211 808	691 173	1 629 709
8471807000	Sound card and video card	18 813	32 482	127 799	394 178
8471809000	Other units of automatic dataprocessing machines	97 685	254 865	2 111 972	4 342 033
8471901000	Bar code readers	248	1 894	10 409	17 940
8471902000	Optical character readers,document/image scanners	81 273	197 495	2 737 958	7 214 231
8471909000	Other units automatic data processingmachines	478 881	910 025	9 848 286	19 867 774
8472101000	Duplicating machines, electricallyoperated	92	515	1 410	2 428
8472102000	Duplicating machines, not electricallyoperated	221	599	2 481	10 440
8472301000	Machin for sorting/folding mail/forinserting mail in envelopes,elec	0	7 279	0	83 321
8472302000	Machin for sorting/folding mail/forinserting mail in envelopes,not	21	32	157	13 842
8472901000	Automatic teller machines	287 842	399 910	3 860 905	5 537 496
8472902000	Electronic fingerprint identificationsystem	4 188	7 754	47 454	96 034
8472903000	Other office machines,electricallyoperated	47 645	103 568	303 321	889 957
8472909000	Other office machines,not electricallyoperated	26 745	34 213	165 373	208 722
8473101000	Printed circuit assemblies for word-processing	24	24	1 686	1 686
8473109000	Other parts & access of the mach ofheading 84.69	4 443	11 114	262 331	436 449
8473210000	Parts & access electronic calculatimgmach sub 8470.10, 8470.21/84	1 184	2 689	15 113	46 025
8473290000	Parts & access of other machines ofheading 84.70	4 251	22 195	110 719	410 029
8473301000	Assembled printed circuit boardsfor machines of heading 84.71	332 018	732 177	6 329 031	15 476 742
8473309000	Parts & access ofother machines ofheading 84.71	749 763	1 613 325	11 790 139	29 110 386
8473401100	Parts including printed circuit assembfor machines of heading 84.7	623	3 780	21 691	90 506
8473401900	Other parts&accessories of the machof heading 84.72,for electric c	152 638	417 205	535 499	1 530 665
8473402000	Other parts&accessories of the machheading 84.72,for non electric	131	322	307	611
8473501100	Parts&accessories suitable for usewith mach of heading 84.71,elec	61 436	111 824	415 486	821 671
8473501900	Parts&accessories suitable for usewith mach head 84.69 & 84.72,e	14 792	19 004	92 879	166 610
8474101000	Sorting,screening,separating/washingmachines, electrically operat	232 830	481 223	836 249	1 471 529
8474102000	Sorting,screening,separating/washingmachines, not electrically op	35 088	36 823	80 100	84 923
8474201100	Crushing/grinding machines forstone electrically operated	4 252 435	6 240 116	40 640 705	75 696 966
8474201900	Crushing/grinding mach for earth,oresoth mineral substances,elect	247 672	401 165	1 338 129	3 451 166
8474202100	Crushing/grinding mach for stone notelectrically operated	2 998	44 337	72 447	171 627
8474202900	Crushing/grinding mach for earth,oresoth mineral substances,not e	124 707	227 030	361 440	709 324
8474311000	Concrete/mortar mixers, electricallyoperated	144 947	367 906	2 489 919	3 238 763
8474312000	Concrete/mortar mixers, notelectrically operated	1 146	3 527	5 700	19 362
8474321000	Mach for mixing mineral substances withbitumen,electrically oper.	226 865	466 488	486 457	1 047 154
8474322000	Mach for mixing mineral substances withbitumen,not electrically c	4 748	6 224	6 200	12 860
8474391000	Other mixing/kneading machineselectrically operated	115 274	365 290	695 305	1 812 720
8474392000	Other mixing/kneading machines notelectrically operated	83 882	103 958	1 468 470	1 648 838
8474801000	Mach for agglomerating,shaping/mauldssolid mineral fuels,electric	94 651	180 637	533 024	1 937 280
8474802000	Mach for agglomerating,shaping/mouldssolid mineral fuels,not elec	12 362	13 366	60 550	67 259
8474901000	Parts of mach for heading 8474.10 to8474.80 of electric operated r	1 625 270	3 306 495	19 620 698	39 571 793
8474902000	Parts of mach for heading 8474.10 to8474.80 of not electric operat	55 768	199 449	743 099	2 164 595
8475101000	Mach for assembl electric/electronicclamps tubes/valves,electric of	34 260	60 095	886 730	1 425 825
8475102000	Mach for assembl electric/electronicclamps tubes/valves,not elect.	52	11 420	5 545	61 555
8475290000	Other machines for manufacturing/hot working glass/glassware	46 450	108 521	201 504	540 541
8475901000	Parts of machine for heading 8475.10to 8475.29 of electric operat	3 975	30 020	398 475	1 233 129
8475902000	Parts of machine for heading 8475.10to8475.29 of not elect. opera	36 917	37 110	164 144	219 987
8476290000	Other automatic beverage-vendingmachines	0	55	0	61
8476890000	Other automatic goods-vendingmachines	1 214	2 231	24 860	38 733
8476901000	Parts of automatic goods-vend machincorpor heating/refriger,elec	102 384	171 076	1 380 187	2 508 365
8476909000	Parts of automatic goods-vendingmach	207	404	5 507	23 619
8477101000	Injection-moulding machines formoulding rubber	763 288	1 892 135	7 248 289	13 212 870

**I.3. IMPOR MENURUT KOMODITI / IMPORT BY HS COMMODITY**  
**\*\*\* FEBRUARI / FEBRUARY 2011 \*\*\***

H S	Uraian Komoditi Commodity Description	Berat Bersih / Net Weight (Kg)		Nilai / Value C.I.F (US\$)	
		Bulan ini	Kumulatif	Bulan ini	Kumulatif
		Current Month	Cum.Jan. to date	Current Month	Cum.Jan. to date
8477103100	P.v.c. injection moulding machine	851 235	1 568 149	5 620 151	9 933 436
8477103900	Other injection-moulding machinesfor moulding plastics	417 579	598 618	4 158 467	5 719 762
8477201000	Extruders for extruding rubber	11 640	23 312	85 668	176 191
8477202000	Extruders for extruding plastics	544 103	1 226 403	10 660 716	20 522 512
8477300000	Blow moulding machines	469 360	799 265	7 165 340	14 717 496
8477401000	Vacuum moulding & other thermo formingfor moulding/forming r	132 411	178 558	793 702	1 319 329
8477402000	Vacuum moulding & other thermo formingfor moulding/forming p	151 129	271 452	2 740 196	5 927 545
8477510000	Mach for mould/retread pneumt tyres,for moulding/othwise form	85 234	103 436	848 942	984 202
8477591000	Other machine for moulding/otherwise-forming for rubber	109 194	336 589	567 162	1 845 101
8477592000	Other machine for moulding/otherwise-forming for plastics	39	1 648	4 260	13 548
8477801000	Other machinery for rubber,electrically operated	570 597	1 699 949	4 967 991	19 107 073
8477802000	Other mach for rubber,not electricallyoperated	524 101	814 976	5 499 319	7 513 086
8477803100	Lamination presses for the manufactrof PCB/PWBs	40 527	41 905	107 483	151 384
8477803900	Other machinery for plastics,electrically operated	213 101	452 247	1 662 158	10 513 582
8477804000	Other machinery for plastics, notelectrically operated	17 495	46 717	583 453	818 454
8477901000	Parts of electrically operatd mach forworking rubber/products fror	379 770	828 703	6 830 820	10 361 511
8477902000	Part of nonelectric opratd mach forworking rubb/fr the manuf pro	76 501	228 458	2 343 136	4 414 584
8477903200	Pars of lamination presses fr themanuf of PCB/PWBs	1 911	2 149	81 005	89 678
8477903900	Oth parts not in 8477.90.31-32	16 283	36 501	468 030	882 303
8477904000	Part of non elect.mach fr workig plast/manuf of prodct frm plastic	22 275	48 679	209 467	479 289
8478101000	Machinery for preparing/making uptobacco, electrically operated	66 897	244 263	1 228 279	13 911 550
8478102000	Machinery for preparing/making uptobacco, not electrically opera	41	41	13 425	13 425
8478901000	Part of cigar/cigarette electricallyoperated mach	7 104	31 685	1 489 219	3 581 355
8478902000	Part of cigar/cigarette,nonelectrically operated mach	0	6 197	0	35 818
8479101000	Machinery fr public works,building/thelike electrically operated	66 921	142 865	542 958	1 120 270
8479102000	Machinery fr public works,building/thelike not electrically operate	35 563	59 798	94 712	613 921
8479201100	Machinery for making palm oilelectrically operated	574 608	829 505	5 335 329	8 291 193
8479201900	Machinery for preparing palm oilelectrically operated	27 099	124 104	912 925	2 550 319
8479202100	Machinery for making palm oil notelectrically operated	1 600 854	1 718 770	4 340 969	4 647 875
8479202900	Machinery forpreparing palm oil notelectrically operated	154 464	222 213	902 782	1 328 092
8479301000	Presses for the manufacture ofparticle board electrically operated	1 249 996	1 317 610	20 359 871	20 524 379
8479302000	Presses for the manufacture ofparticle board not electrically opert	0	34	0	900
8479401000	Rope/cable making mach,electrically operated	26 246	26 336	121 222	126 872
8479402000	Rope/cable making mach, notelectrically operated	1 680	10 240	25 197	132 547
8479500000	Industrial robots, not elsewherespecified/included	32 751	73 862	1 137 317	2 270 437
8479600000	Evaporative air coolers	78 388	150 978	606 560	1 457 816
8479811000	Oth mach&mechanical appliance fortreating metal,electrically ope	134 341	405 239	1 074 536	2 666 019
8479812000	Oth mach&mechanical appliance fortreating mtl,nonelectrically of	0	25 071	0	138 781
8479821000	Mixing,kneading,crush,grind,screen, &otherwise machine,electric	176 516	631 825	2 204 892	7 178 976
8479822000	Mixing,kneading,crush,grind,screen, &otherwise machine,not elec	8 078	37 971	301 755	397 745
8479892000	Chemical vapour deposition app forflat panel display production	33 208	70 635	1 716 750	2 731 027
8479893000	Oth apparatus, electrically operated	223 750	432 110	3 944 564	9 258 347
8479894000	Oth apparatus,nonelectrically operated	68 893	167 008	2 265 702	4 462 921
8479902000	Part of goods of subheading8479.89.20	1 025	90 317	45 788	139 936
8479903000	Part of oth electrically operatedmachines	597 588	940 946	5 530 246	9 611 096
8479904000	Part of nonelectrically operatedmachines	27 076	55 615	763 376	1 860 825
8480100000	Moulding boxes for metal foundry	45 048	105 471	691 603	1 732 328
8480200000	Mould bases	324 775	580 272	2 366 204	3 943 639
8480301000	Moulding patterns, of copper	3 503	9 734	19 058	49 765
8480309000	Moulding patterns, of other material	237 390	464 818	2 415 941	5 276 186
8480410000	Moulds for metal/metal carbidesinjection/compression types	29 283	58 656	988 413	2 009 142
8480490000	Moulds for metal/metal carbides notinjection/compression types	189 044	344 587	3 236 483	4 936 834
8480500000	Moulds for glass	5 981	20 728	160 518	784 882
8480600000	Moulds for mineral materials	204 091	498 939	590 973	4 976 471
8480710000	Moulds for rubber,plastics, injection/compression type	380 775	810 321	5 934 949	12 988 465
8480790000	Mould for rubber,plastics, not injection, compression type	23 108	44 067	1 434 716	1 812 119
8481101100	Pres-reduce valve,iron/steel,manualoperate sluice,5 cm <=int dia <	23 201	42 591	318 763	615 615
8481101900	Pres-reduce valve,iron/steel,automaticoperate sluice,5 cm<=int di	93 421	205 686	1 870 362	4 566 125
8481102000	Pressure-reducing valves of copper/copper alloys	10 460	31 420	215 947	519 456
8481109000	Pressure-reducing valves not of iron/steel,not of oth metal,not of p	93 236	178 721	728 312	1 363 899
8481201000	Valve for pneumatic tran,manual operatesluice, 5 cm<=internal dia	11 935	29 947	230 062	415 300
8481209000	Valves not of iron/steel, not of othmetal,not of plastics	94 910	209 999	1 641 596	3 302 184
8481301000	Cast iron valve of swing check-valvetype,40 <=inlets internal diamt	120 683	173 440	693 524	1 043 773
8481302000	Check (nonreturn) valve,copper/copperalloy, internal diameter < 2	5 022	21 784	39 798	130 800
8481309000	Other check (nonreturn) valve	314 565	563 810	3 592 772	7 143 174
8481401000	Safety/relief valves of iron/steel	6 895	11 167	90 962	155 761
8481409000	Oth safety/relief valves	165 951	283 600	2 734 055	4 760 519
8481801100	Valves fr inner tube of copper/copperalloys	132 392	312 456	1 134 473	2 869 567
8481801200	Valves for inner tubesof oth materials	53 797	76 327	505 713	630 744
8481801300	Valves for tubeless tyres of copper/copper alloys	1 819	4 883	40 536	90 286

**I.3. IMPOR MENURUT KOMODITI / IMPORT BY HS COMMODITY**  
**\*\*\* FEBRUARI / FEBRUARY 2011 \*\*\***

H S	Uraian Komoditi Commodity Description	Berat Bersih / Net Weight (Kg)		Nilai / Value C.I.F (US\$)	
		Bulan ini	Kumulatif	Bulan ini	Kumulatif
		Current Month	Cum.Jan. to date	Current Month	Cum.Jan. to date
8481801400	Valves for tubeless tyres of othmaterials	9 942	27 432	57 141	145 365
8481802100	Lpg cylinder valves having inlet &outlet internal diameters<=2.5cm	2 006	14 417	24 000	102 063
8481802200	Lpg cylinder valves having inlet &outlet internal diameters>2.5cm	9 137	9 222	14 952	17 454
8481803000	Cocks/valves,whether/not fitted withpiezo electric igniters for gas	41 112	99 261	204 709	426 233
8481804100	Soda water bottle valve;gas operat,of plastic, 1 cm < intern dia <= 2	155	220	1 102	1 206
8481804900	Oth soda water bottle valves;gas operatebeer dispensing units	26 334	100 730	352 680	1 643 890
8481805100	Mixing tapes and valves,of plastic,1 cm < internal diameter <= 2,5c	6 095	15 018	87 633	123 486
8481805900	Others mixing tapes and valves	187 886	386 785	392 307	895 943
8481806100	Water pipeline valve,manual operatesluice,5cm<inlet/outlet int di	43 918	67 238	32 925	49 642
8481806200	Cast iron gate valve,inlet diamtr>=4cm &cast iron butterfly valve,ir	107 933	206 578	722 134	1 545 694
8481806300	Cast iron gate valve,inlet diamtr<4cm &cast iron butterfly valve,inl	92 578	199 257	575 954	1 138 630
8481806400	Hog nipple waterer,of plastics,1 cm <=internal diameter < 2,5 cm	9	9	1 199	1 199
8481806500	Other hog nipple waterers	2 894	5 069	23 342	107 038
8481806600	Nipple joint valves,of plastics, 1 cm<=internal diameter < 2,5 cm	96	96	1 231	1 231
8481806700	Other nipple joint valves	18 766	37 524	702 538	945 919
8481807100	Ball valves,of plastics, 1 cm <=internaldiameter < 2,5 cm	82 165	138 210	185 712	428 295
8481807200	Other ball valves	300 058	599 217	1 937 700	4 834 608
8481807300	Gate valve,manual operate,of iron/steel,5cm<=inlet/outlet interna	259 317	546 006	835 719	1 950 959
8481807400	Gate valve,manual operate,of iron/steel,inlet/outlet internal diam	12 751	46 691	58 023	328 402
8481807500	Manifold valves of plastics, 1 cm <=internal diameter < 2,5 cm	1 788	3 643	17 583	31 797
8481807600	Other manifold valves	101 679	141 403	326 235	538 368
8481808100	Pneumatic control valve,of plastics,1 cm <=internal diameter < 2,5	559	926	63 607	77 704
8481808200	Other pneumatic controlled valve	5 809	13 511	154 047	407 218
8481808300	Oth valve of plastic,inlet diamtr>=1cm,outlet diamtr <= 2,5 cm	8 321	10 606	17 133	24 372
8481808400	Oth valve of plastic,inlet diamtr>=1cm,outlet diamtr > 2,5 cm	442	10 344	4 845	20 303
8481808500	Oth valve of plastic,with other size ofinlet/outlet diameter	48 989	164 804	247 634	824 619
8481808600	Other valve of stainless steel/nickle,manual operate,weighting < 3	88 134	218 049	413 370	1 266 603
8481809100	Ball valves	34 986	102 205	426 738	1 285 350
8481809900	Other valves and similar appliances forpipes	807 117	2 341 049	11 764 416	25 666 639
8481901000	Parts of housing for sluice/gate valves	5 154	47 375	123 464	341 820
8481902100	Bodies, for water taps	3 612	6 765	33 909	61 965
8481902300	Others bodies for taps, cocks, valves,and similar appliances	28 271	50 857	204 716	380 565
8481902900	Others parts for taps, cocks, valves, &similar appliance of int. dimtr	81 961	254 440	922 331	2 991 158
8481903000	Valve bodies/stems of inner tube/tubeless tyres valves	16 137	61 968	439 214	1 087 568
8481904000	Valve cores of inner tube valves/tubeless tyres valves	19 195	19 337	26 499	30 652
8481909000	Others parts for taps, cocks, valves,and similar appliances	131 073	1 529 737	1 845 134	14 047 244
8482100000	Ball bearings	1 412 021	2 920 676	16 370 304	32 302 364
8482200000	Tapered roller bearings,includingcone&tapered roller assemblies	183 202	395 027	2 750 705	5 144 339
8482300000	Spherical roller bearings	74 602	168 451	654 298	1 240 305
8482400000	Needle roller bearings	82 014	182 796	2 248 178	4 151 674
8482500000	Oth cylindrical roller bearings	92 901	227 685	2 183 360	4 650 737
8482800000	Oth,including combined ball/rollerbearings	510 980	1 201 918	5 121 127	11 893 280
8482910000	Balls, needles and rollers	208 667	421 611	1 778 838	3 552 877
8482990000	Other parts of ball and roller bearings	590 408	1 450 044	5 043 974	13 167 309
8483101000	Transmission shafts for earth movingmachinery	120 468	182 056	3 274 305	4 422 879
8483102100	Transmissi shafts for enginesf vehiclehead 87.01exc 8701.10/8701	10 283	17 182	104 751	166 254
8483102200	Transmission shafts for engines ofvehicles of subhead 8701.10/8701	83	2 045	4 908	17 771
8483102300	Transmission shafts for engines ofvehicles of heading 87.11	230 324	413 553	3 759 385	7 401 287
8483102400	Transmission shafts for engines ofoth vehicles of chapter 87	1 696 526	3 521 295	19 881 480	39 676 928
8483103900	Transmission shafts for marine propul-sion engines of an output>2	78 967	124 879	1 640 221	2 318 370
8483109000	Oth transmission shafts	1 098 787	2 138 931	11 453 938	22 577 056
8483201000	Bearing housing incorporating forearth moving machinery	19 794	30 661	230 557	406 706
8483209000	Bearing housing incorporating not forearth moving machinery&mc	249 788	447 517	1 197 329	2 528 358
8483301000	Bearing housing not incorporating forearth moving machinery	65 016	103 478	710 584	1 253 797
8483309000	Bearing housing not incorporat not forearth moving machinery&m	345 328	623 064	2 846 123	5 376 251
8483401100	Gear&gearing for engines of vehiclesof head 87.01exc subhead 87/	14 687	39 685	733 090	1 133 733
8483401300	Gear&gearing for engines of vehiclesof heading 87.11	233 018	546 590	3 414 502	6 978 742
8483401400	Gear&gearing for engines of othvehicles of chapter 87	461 306	846 111	7 738 667	13 786 826
8483402100	Gear&gearing for marine propulsionengines of an output<=22.38 k	9 003	12 586	96 827	207 014
8483402900	Gear&gearing for marine propulsionengines of an output>22.38 kv	285 177	709 375	1 305 508	3 636 535
8483403000	Gear&gearing for the engines of earthmoving machinery	346 442	708 635	5 543 808	10 498 013
8483409000	Gears and gearing for oth engines	672 456	1 446 416	8 802 707	18 325 888
8483500000	Flywheels&pulleys,including pulleyblocks	310 510	657 239	3 210 066	6 902 707
8483600000	Clutches&shaft couplings(includinguniversal joint)	399 942	896 342	4 664 844	11 196 493
8483901100	Parts of 8783.10 for pedestrian controlltractors of subheading 870	1 140	2 305	28 051	75 465
8483901300	Parts of 8783.10 for oth tractors ofheading 87.01	15 028	15 345	401 360	409 334
8483901400	Parts of 8783.10 for goods of heading87.11	67 031	167 677	363 338	801 876
8483901500	Parts of 8783.10 for oth goods ofchapter 87	136 737	225 851	2 518 596	4 165 424
8483901900	Parts of 8783.10 for oth	91 870	175 859	487 922	1 260 688
8483909100	Oth toothed wheels for pedestriancontrolled tractors of subhead8	200	412	6 739	11 261

**I.3. IMPOR MENURUT KOMODITI / IMPORT BY HS COMMODITY**  
**\*\*\* FEBRUARI / FEBRUARY 2011 \*\*\***

H S	Uraian Komoditi Commodity Description	Berat Bersih / Net Weight (Kg)		Nilai / Value C.I.F (US\$)	
		Bulan ini	Kumulatif	Bulan ini	Kumulatif
		Current Month	Cum.Jan. to date	Current Month	Cum.Jan. to date
8483909300	Oth toothed wheels for oth tractors of heading 87.01	79	79	822	822
8483909400	Oth toothed wheels for goods of heading 87.11	64 840	134 744	739 320	1 314 893
8483909500	Oth toothed wheels for oth goods of chapter 87	98 425	197 102	1 534 373	3 029 192
8483909900	Oth toothed wheels for others	234 061	481 808	1 998 562	3 409 024
8484100000	Gaskets&similar joint metal sheeting comb with oth material/2 mo	282 810	717 964	4 200 524	9 577 666
8484200000	Mechanical seal	55 490	124 330	1 030 360	1 959 906
8484900000	Sets/assortments of gaskets&similar joints	155 116	341 400	3 208 769	7 204 922
8486102000	Spin dryers for semiconductor wafer processing	528	26 628	9 103	120 970
8486103000	Machines for produc semiconductor wafer by removal of material,l	84	7 299	2 504	98 063
8486105000	Grinding, polishing,lapping machines for proces. of semiconductor	7 960	8 835	45 145	51 789
8486106000	Apparatus for growing/pulling monocrystal semiconductor boules	1 251	1 252	1 115	1 132
8486109000	Oth machines&apparatus for the manufact of boules/wafers	16 046	18 976	65 683	118 836
8486201200	Epitaxial deposition mach., spinners for coating photograph emulsi	67 668	67 668	394 144	394 144
8486201300	Physical deposition app. by sputtering on semicond wafer, for semi	0	32 375	0	675 155
8486201900	Other film formation equipment	370	373	510	749
8486202900	Other doping equipment	5	51	115	5 939
8486203100	Deflash mach, spraying appliance for etching,stripping,cleaning sen	0	7 012	0	157 782
8486203300	App for wet etching, developing,stripping,cleaning semiconductor	381	2 969	4 950	44 152
8486203900	Other etching and stripping equipment	4 070	4 104	69 220	70 016
8486204100	Direct write-on-wafer apparatus	0	300	0	35 367
8486205100	Dicing machines for scribing/scoring semiconductor wafers	62	62	628	628
8486205900	Other equipment for developing exposed wafers	10	27	49	127
8486209100	Lasercutters for cut contact. tracks in semiconductor production by	0	79	0	3 285
8486209200	Mach. for bend, fold and straightening semiconductor leads	121	189	80 446	124 480
8486209300	Resistance heated furnaces, ovens for the manufact of semicon dev	1	11	538	3 115
8486209500	Auto-mach. for the placement/removal of comp./contact element (	13	13	4 670	4 670
8486209900	Other mach. & appts for the mnfact of semicon. devices/of elect ir	76	206	11 851	14 118
8486303000	Chemical vapour deposition app. to prod spinners for coat,physic de	4	8	396	792
8486309000	Othetr mach. and app. for the manufact flat panel displays	2 395	4 789	107 017	146 350
8486402000	Die attach app, auto-tape/wire bonders,auto-mach.trans/handle/s	1 648	14 551	206 626	762 739
8486403000	Moulds for manufact. of semiconductor devices	605	740	31 511	42 201
8486404000	Optical stereoscopic microscopes with equip. design to handle of s-	1 129	1 129	1 401	1 401
8486409000	Other machines and apparatus specified in note 9(c) to this chapter	235	523	128	25 617
8486901100	Parts and accessories of app for rapid heating of semiconductor waf	571	2 143	1 575	23 973
8486901200	Parts & accessories of spin dryers for semiconductor wafer prosesir	0	137	0	2 427
8486901300	Parts&accessories of mach. for prod.semicon wafers by removal/l	170	3 623	5 328	61 549
8486901400	Tool holders&self-open diehead, of mach for sawing s-boul to slice,	1 225	1 878	2 957	8 000
8486901500	Oth parts, access.of mach. for sawing m-crystal s-boule to slice/waf	31	1 798	4 451	35 483
8486901600	Parts & access.of grind, polish, lap mach for processing of semicon.	1 650	2 970	53 867	79 110
8486901700	Parts & access.of app for grow/pulling monocrystal semiconductor	203	203	2 486	2 486
8486901900	Oth parts, access.of mach. and app.for the manufact. of boules/wa	825	7 748	128 905	659 648
8486902300	Parts & access. of ion implanter for doping of app for physical depo	0	192	0	8 197
8486902500	Oth parts & access. of spray for etch,strip,clean,dev s-wafer,dry-etc	2 024	2 622	80 532	102 059
8486902600	Tool holder/self-open diehead,of dicing mach laser cutters,fold,stri	578	1 364	31 366	57 551
8486902700	Other part and accessories of dicing mach laser cutters,fold,strightr	70 759	71 516	1 485 872	1 538 639
8486902800	Part & access of resist heated, induct,dielectric furnaces/oven mnf	10 760	17 150	13 320	21 356
8486903200	Tool holder/self-open dieheads,of app.wet etch patterns on flat pa	0	4	0	155
8486903900	Oth part & access of mach and apparatus for the manufact. of flat p	0	15 297	0	96 730
8486904200	Part&acces of die attach app, auto-tape/wire bonder, encapsul equ	673	1 268	13 866	66 858
8486904300	Part&acces of auto-mach transport, handl storage of s-conductors,	4 417	7 502	1 398 203	2 586 342
8486904400	Part&acc of optic stereoscop microscop with equip to hndle/tran	208	270	4 220	5 586
8486904600	Part & acces of pattern generating app used to prod masks/rtcl for	11	252	9 853	27 103
8486904900	Part and acces of other mach & app specified in note 9(c) to this ch	4 977	10 493	341 703	619 649
8487100000	Ships/boats propellers and blades	133 624	199 188	873 606	1 130 006
8487900010	Oil seal rings	142 008	304 384	1 852 705	3 881 824
8487900090	Oth mach. parts, not cont. electric con-necter,insulator,coil, oth elk	77 501	161 885	1 537 320	2 969 046
8501101100	Stepper dc motors of an output =<37.5w	182 650	198 590	499 480	973 662
8501101200	Spindle dc motors of an output =<37.5w	113 426	121 053	744 147	1 049 238
8501101900	Others dc motors of an output =<37.5w	341 880	545 276	5 445 921	8 396 324
8501109100	Stepper universal (AC/DC) motors of an output =<37.5w	1 048	1 682	42 590	52 214
8501109200	Spindle universal (AC/DC) motors of an output =<37.5w	10 117	18 004	86 606	324 711
8501109900	Others universal (AC/DC) motors of an output =<37.5w	242 811	489 972	2 257 030	4 365 881
8501201100	Universal (AC/DC) motors of an output >746 w and < 1 kw	637	5 441	10 708	16 171
8501201900	Universal (AC/DC) motors of an output >37.5 w and <= 746 w	148 614	332 160	284 395	747 030
8501202000	Universal (AC/DC) motors of an output >1 kw	2 983	7 334	74 076	107 244
8501311000	Dc motors an output =< 750 w	105 902	263 501	1 090 073	2 384 730
8501312000	Dc generators an output =< 750 w	246 743	470 186	1 310 460	6 728 699
8501320000	Dc motors/dc generator an output > 750 w and <= 75 kw	58 430	217 291	491 785	861 890
8501330000	Dc motors/dc generator an output >75 kw and <= 375 kw	21 648	35 127	232 913	349 860
8501340000	Dc motors/dc generator an output > 375 kw	17 953	25 793	35 645	164 065

**I.3. IMPOR MENURUT KOMODITI / IMPORT BY HS COMMODITY**  
**\*\*\* FEBRUARI / FEBRUARY 2011 \*\*\***

H S	Uraian Komoditi Commodity Description	Berat Bersih / Net Weight (Kg)		Nilai / Value C.I.F (US\$)	
		Bulan ini	Kumulatif	Bulan ini	Kumulatif
		Current Month	Cum.Jan. to date	Current Month	Cum.Jan. to date
8501401000	Oth AC motors, single-phase of anoutput <=1kw	712 812	1 746 964	1 889 748	4 545 915
8501402000	Oth AC motors, single-phase of anoutput >1kw	167 011	389 447	811 132	1 531 827
8501510000	Oth AC motors, multi-phase of anoutput <=750 w	137 668	549 718	810 234	2 569 990
8501521000	Oth AC motors, multi-phase of an output> 750w and <=1kw	47 245	103 761	381 100	717 525
8501522000	Oth AC motors, multi-phase of an output> 1 kw and <= 37.5 kw	330 835	971 814	1 088 685	3 011 769
8501523000	Oth AC motors, multi-phase of an output> 37.5 kw and <= 750 kw	72 713	245 707	308 987	795 135
8501530000	Oth AC motors,multi-phase of anoutput >75kw	46 202	147 721	361 011	1 323 622
8501611000	AC generator of an output <=12.5 kva	410 429	732 185	549 844	1 017 396
8501612000	AC generator of an output > 12.5 kva &<=75kva	62 898	239 211	163 436	572 535
8501621000	AC generator of an output > 75 kva &<= 150 kva	14 923	44 382	24 518	89 299
8501629000	AC generator of an output > 150 kva &<= 375 kva	57 443	88 058	98 017	137 311
8501630000	AC generator of an output > 375 kva &<=750kva	25 201	37 541	55 068	72 321
8501640000	AC generator of an output > 750 kva	35 438	964 202	178 224	53 830 432
8502110000	Generat sets with compression ignitioninter combus piston output	568 422	1 412 698	2 129 199	5 561 941
8502121000	Generating sets with spark-ignit interncombust pist output >75kva	102 814	246 273	278 717	946 611
8502129000	Generating sets with spark-ignit interncombust pist output >125kv	206 450	464 131	1 411 533	4 103 230
8502131000	Generating sets with spark-ignit interncombust pist output > 1250k	232 923	438 850	2 844 329	7 388 701
8502139000	Generating sets with spark-ignit interncomb pist output >375kva &	2 251 634	4 928 700	17 319 617	46 695 992
8502201000	Generating sets with spark-ignit interncombust piston output <=75	830 705	1 620 158	1 938 387	3 875 202
8502202000	Generating sets with spark-ignit interncombust piston output >75k	181 312	486 246	266 073	842 611
8502203000	Generat sets with spark-ignition intrncombust piston outp>100kva	142 145	279 870	2 509 653	4 697 842
8502204900	Generating sets with spark-ignit interncomb piston output>10000k	229 319	411 879	393 382	882 528
8502311000	Oth generating sets wind-poweredof an output <=10,000 kva	0	6 100	0	61 260
8502391000	Oth generating sets not wind-poweredof an output <=10 kva	5 207	5 207	159 080	159 080
8502392000	Oth generating sets not wind-poweredof an 10 kva<output<=10,00	83 515	392 527	1 021 460	9 174 156
8502393100	Oth generating sets not wind-poweredof an output > 12,5000 kva	466 600	478 412	5 180 827	5 225 317
8502393900	Oth generating sets not wind-powered ofan output > 10,000 kva &	97 742	168 431	210 157	3 826 840
8502400000	Electric rotary converters	18 510	35 260	497 852	1 144 261
8503001100	Stators for ceiling fans for generatorsof an output <= 10000 kw	2 378	5 454	55 214	132 061
8503001200	Parts of motors for generators ofan output <=1.5 kw & >75kw	2 848	33 737	17 126	357 566
8503001300	Parts of motors for generators ofan output >1.5 kw & <=75kw	34 432	38 865	77 404	106 314
8503009000	Parts of motors for generators ofan output >75 kw & <= 10000 kw	950 619	2 009 254	7 899 269	19 057 336
8504100000	Ballasts, for discharge lamps/tubes	265 362	529 490	1 631 848	3 141 172
8504211000	Step-voltage regulators;instrumenttranformer with a power handl	7 927	15 835	95 130	191 767
8504219100	Liquid dielect transformer with handlingcap>5kva & <=10kva, side	12 982	14 892	81 836	108 836
8504219900	Liquid dielect transformer with handlingcap>5kva & <=10kva, side	80 702	175 479	1 346 953	3 415 059
8504221100	Step-voltage regulator, side voltage>=66kv & handling cap>650kva	57 770	57 770	440 000	440 000
8504221900	Step-voltage regulator of a high sidevoltage of <66,000 volts	2 223	29 903	2 441	191 875
8504229900	Liquid dielect transformer, side voltage< 66 kv, handl cap >650 kva	718 997	723 044	5 495 892	5 535 488
8504231000	Liquid dielectric transformers, powerhandl cap > 10000kva & <= 1E	0	92 578	0	350 828
8504232900	Liquid dielectric transformers, powerhandl cap > 20000kva	28 396	133 828	232 896	509 386
8504311000	Instrum. potential transformer, powerhandling capacity <= 1 kva	13 756	18 602	179 979	265 729
8504312000	Instrum. current tranformer with powerhandling capacity <= 1 kva	21 291	77 081	413 692	1 021 994
8504313000	Flyback transformer, power handlingcapacity < 1 kva	54 225	107 311	385 146	831 004
8504314000	Intermediate frequency transformer,power handling capacity <= 1	3 322	18 276	262 659	474 256
8504315000	Step up/down tranformer,slide regulatorhandling capacity <= 1 k	195 023	332 359	784 768	1 628 587
8504319000	Oth transformer having power handlingcapacity <= 1kva	254 168	450 210	2 972 069	5 615 198
8504321100	Matching transformers, power handlingcapacity > 1 kva and <= 5 k	1 125	3 230	18 480	50 498
8504321900	Oth instrument transformator, powerhandling capacity > 1 kva anc	679	18 306	13 113	355 861
8504322000	Instrmt used with toys,scale modelsor similar recreational mode	27	27	6 098	6 098
8504323000	Oth transformor, high frequency, powerhandling capacity > 1 kva a	771	2 364	26 667	60 626
8504324100	Matching transformers, power handlingcapacity > 5 kva and <= 10	0	1 998	0	34 012
8504324900	Oth instrument transformator, powercapacity > 5 kva and <= 10 kv	55	358	2 905	3 988
8504325100	Matching transformers, power handlingcapacity > 10 kva and <= 10	0	274	0	4 192
8504325900	Oth instrument transformator, powercapacity > 10 kva and <= 16 k	6 227	24 507	82 063	291 277
8504331100	Matching transform.side voltage >= 66kv& power cap. > 16 kva an	4 799	4 799	54 213	54 213
8504331900	Oth instrum transform.side voltage>=66kv& power cap. > 16 kva a	119	7 898	350	49 993
8504339100	Matching transform. side voltage < 66kv& power cap. > 16 kva and	777	5 588	15 998	89 276
8504339900	Oth instrum transform. side voltage<66kv& power cap. > 16 kva ar	8 656	63 321	126 656	651 921
8504341100	Matching transform.side voltage >=66kv &power cap >10000 kva &	2	2	306	306
8504341200	Oth instrum transform.side voltage>=66kvpower cap >10000 kva &	1 069	1 072	4 542	4 634
8504341300	Matching transform.side voltage < 66kv &power cap >10000 kva &	568	568	14 436	14 436
8504341400	Oth instrum transform. side voltage<66kvpower cap >10000 kva &	8 280	8 280	63 700	63 700
8504342100	Matching transform. having a powerhandling capacity >15000 kva	3 300	3 300	45 370	45 370
8504342900	Oth instrument transform. with powerhandling capacity >15000 kv	216 616	216 954	2 289 345	2 292 727
8504401100	Uninterrupted power supplies (ups)	387 496	709 706	3 592 825	6 233 015
8504401900	Other static converter for automaticdata processing machines	155 652	252 620	3 154 315	5 114 457
8504402000	Battery chargers having a rating>100 kva	130 620	304 299	579 536	1 255 873
8504403000	Other rectifiers	43 493	89 756	1 797 011	3 202 943
8504404000	Inverters	52 586	94 212	452 294	770 806

**I.3. IMPOR MENURUT KOMODITI / IMPORT BY HS COMMODITY**  
**\*\*\* FEBRUARI / FEBRUARY 2011 \*\*\***

H S	Uraian Komoditi Commodity Description	Berat Bersih / Net Weight (Kg)		Nilai / Value C.I.F (US\$)	
		Bulan ini	Kumulatif	Bulan ini	Kumulatif
		Current Month	Cum.Jan. to date	Current Month	Cum.Jan. to date
8504409000	Other static converter	187 929	502 975	2 888 086	5 687 832
8504501000	Inductors for power supply for automatic data process mach&unit	96 075	169 775	1 490 377	2 637 151
8504502000	Chip type fixed inductors	31 944	75 882	1 581 971	3 517 966
8504509100	Other inductors, with power handling capacity > 2500 kva and <= 10	4 163	9 416	518 726	1 113 230
8504509200	Other inductors having a power handling capacity > 10000 kva	129 412	130 730	840 308	893 889
8504901000	Parts of goods of subheading 8504.10	3 471	9 416	55 636	93 150
8504902000	Parts of printed circuit assmb good sub 8504.40.11, 8504.40.19, 850	1 334	7 264	90 424	168 069
8504903100	Radiator panel, flat tube radiator assem for distrib & power transfo	17 715	53 973	111 579	222 743
8504903900	Oth part of electrical transformers of a capacity <= 10,000 kva	40 511	126 298	644 169	1 350 433
8504904100	Radiator panel, flat tube radiator assem for distrib & power transfo	13 861	27 511	41 695	87 474
8504904900	Oth part of electrical transformers of a capacity > 10,000 kva	108 691	152 372	381 742	475 348
8504905000	Other, for inductors of capacity <= 2500 kva	1 710	1 710	312 010	312 010
8504906000	Other, for inductors of capacity > 2500 kva	332	979	47 836	131 144
8504909000	Parts of goods of heading 8504 oth than subheading 8504.10.	233 782	606 137	2 693 437	5 605 484
8505110000	Permanent magnet of metal	321 405	578 082	2 714 097	4 788 124
8505190000	Permanent magnet not of metal	452 816	1 090 804	4 634 235	10 227 870
8505200000	Electro magnetic couplings, clutches and brakes	50 050	93 548	1 124 978	2 040 196
8505901000	Electro magnetic/permanent magnet chucks, clamps & similar holdg	48 752	93 869	1 151 063	2 058 010
8505902000	Parts of goods of subheading 8505.20	17 947	19 140	207 337	218 610
8505909000	Oth non-permanent magnet	72 519	183 233	765 918	1 889 189
8506101000	Manganese dioxide having external volume <= 300 cm of primary ce	73 075	122 902	422 698	769 007
8506109000	Manganese dioxide having external volume > 300 cm of primary ce	44 450	118 514	230 689	583 177
8506400000	Silver oxide of primary cell/batteries	791	1 227	5 053	8 254
8506500000	Lithium of primary cell/batteries	1 534	2 166	76 772	140 887
8506600000	Air-zinc of primary cell/batteries	1 082	1 190	38 575	39 030
8506801000	Zinc carbon, having an external volume <= 300 cm of primary cell/b	9	349	7 377	9 655
8506802000	Zinc carbon, having an external volume > 300 cm of primary cell/ba	1	1	20	20
8506809000	Other primary cell/batteries	168 977	349 648	3 337 053	7 983 958
8506900000	Parts of primary cells/batteries	44 331	110 136	617 198	1 531 925
8507101000	Lead-acid, for starting piston engine of a kind used for aircraft	166	381	757	12 598
8507109000	Lead-acid, for starting piston engine of a kind used not for aircraft	566 143	1 205 560	2 173 830	4 496 889
8507209000	Oth lead-acid accumulator of a kind used not for aircraft	611 500	1 483 788	2 144 011	5 491 759
8507300000	Nickel-cadmium of electric accumulators including separator theref	25 917	65 264	522 531	1 039 119
8507400000	Nickel-iron of electric accumulators including separator therefor	1 893	5 518	24 920	279 098
8507801100	Lithium ion accumulators of a kind used for laptop (incl. notebook,	5 270	6 068	96 445	166 943
8507801900	Other lithium ion accumulators	88 409	157 668	4 581 187	7 891 391
8507809000	Other accumulator	230 442	608 345	1 572 339	6 698 242
8507901100	Plate of goods of subheading 85.07.908507.10	373	48 601	4 006	86 737
8507901900	Plates for other accumulators	37 655	81 491	91 532	188 032
8507909100	Other parts of a kind used for aircraft	0	7	0	6 326
8507909200	Battery separators in sheets, rolls/cutto size of materials oth than l	146 855	279 014	726 419	1 368 251
8507909300	Part of goods of subheading 8507.10.90	56 321	63 475	331 822	416 949
8507909900	Part of good of heading 8507.10 oth than subheading 8504.10.90	39 906	74 559	300 800	762 048
8508110000	Vacuum cleaner with self-contained electa power < 1,500 w & a du	107 692	169 971	832 226	1 366 639
8508190000	Oth vacuum cleaners with self-contained electric	24 163	50 468	213 969	406 699
8508600000	Other vacuum cleaners	75 114	109 364	549 607	887 937
8508700010	Part of vacuum cleaner for domestic use	5 810	14 677	48 147	157 171
8508700090	Part of vacuum cleaner other than domestic use	977	6 153	8 529	76 145
8509400000	Food grinder & mixer, fruit/vegetable juice extract with self-containe	300 731	625 744	1 642 899	3 490 730
8509801000	Floor polishers with self-contained electric motor	755	19 156	8 863	94 072
8509809000	Oth electro-mechanic domestic appliances with self-contained elec	19 626	43 958	168 675	351 175
8509901000	Part of goods of subheading 8509.80.10	19	202	263	1 243
8509902000	Part of goods of subheading 8509.40.10 or 8509.80.90	213 758	803 275	375 010	1 414 449
8510100000	Shavers, with self-contained electric motor	692	9 227	13 641	120 508
8510200000	Hair clippers, with self-contained electric motor	1 360	3 985	7 865	16 550
8510300000	Hair-removing appliances, with self-contained electric motor	30	186	707	52 582
8510900000	Parts of shavers, with self-contained electric motor	6 455	11 756	68 042	150 657
8511101000	Sparking plugs suitable for aircraft engines	587	690	8 261	10 218
8511109000	Other sparking plugs	79 621	148 636	548 616	889 305
8511200000	Ignition magnetos, magneto-dynamos, magnetic flywheels	75 753	164 813	792 355	1 665 559
8511302000	Unassembled distributors/ignition coil excluding those for aircraft e	9 589	23 533	165 173	410 649
8511309000	Other distributors; ignition coils	171 415	344 806	3 384 429	6 697 414
8511401000	Starter motors & dual purpose starter-generators for aircraft engin	72	556	24 870	229 643
8511402000	Other unassembled starter motors	15 318	50 436	140 334	353 073
8511403000	Starter motors for vehicles of heading 87.01 to 87.05	233 464	476 724	3 056 934	5 937 952
8511409000	Other starter motor	123 619	276 258	2 233 175	4 543 078
8511501000	Other generator suitable for aircraft engines	10	612	4 377	173 204
8511502000	Other unassembled alternators	542	1 853	8 625	22 841
8511503000	Oth alternators for vehicles of heading 87.01 to 87.05	324 060	712 680	4 205 340	8 545 752
8511509000	Other generators	102 853	257 912	1 613 472	3 301 543



**I.3. IMPOR MENURUT KOMODITI / IMPORT BY HS COMMODITY**  
**\*\*\* FEBRUARI / FEBRUARY 2011 \*\*\***

H S	Uraian Komoditi Commodity Description	Berat Bersih / Net Weight (Kg)		Nilai / Value C.I.F (US\$)	
		Bulan ini Current Month	Kumulatif Cum.Jan. to date	Bulan ini Current Month	Kumulatif Cum.Jan. to date
8511800000	Other equipment of electrical ignition or internal combustion engin	38 545	105 623	461 135	899 981
8511900010	Parts of goods for aircraft engines	16	176	522	1 411
8511900091	Contact points	5 324	11 280	216 956	380 178
8511900099	Other parts of electrical ignition/internal combustion engines	529 322	1 163 239	7 464 987	13 863 412
8512100000	Lighting/visual signalling equipment of a kind used on bicycles	19 070	32 272	98 933	165 674
8512201000	Lighting/visual signalling equipment for motor cars, assembled	381 462	715 235	5 473 023	10 534 290
8512202000	Unassembled lighting/visual signaling equipment	31 751	77 449	608 849	1 510 674
8512209000	Other lighting/visual signalling equipment	55 621	112 310	992 271	1 945 459
8512301000	Horns and serenes, assembled	35 289	104 269	178 987	377 413
8512302000	Unassembled sound signalling equipment	29 549	63 094	907 075	1 774 758
8512309000	Other sound signalling equipment :	48 605	141 476	361 912	852 759
8512400000	Windscreen wiper, defroster & demisters	140 494	298 118	1 748 479	3 029 206
8512901000	Parts of goods of subheading 8512.10	451	5 073	4 744	33 171
8512902000	Parts of goods of subheading 8512.208512.30./8512.40	105 497	244 260	2 431 789	4 454 074
8513101000	Miners helmet lamps	5 602	9 787	151 574	267 654
8513102000	Quarrymen lamps	5 758	5 758	14 601	14 601
8513109000	Other portable electric lamps	351 024	731 085	1 244 353	2 782 059
8513903000	Parts of reflectors for flashlights; plastic switch	15 307	21 187	59 791	95 589
8513909000	Oth part of portable elect lamp designed to fuct by their own sourc	116 094	205 489	439 478	685 419
8514100000	Resistance heated furnaces and ovens	39 279	93 093	1 077 116	1 830 634
8514202000	Oth furnace/oven function by induction manufact. of PCB/printed v	2 434	3 785	67 104	122 514
8514209000	Oth furnaces/oven function by induction or dielectric loss	9 437	238 955	161 565	1 130 693
8514302000	Oth elect furnace/oven for the manufact of PCB/printed wiring boa	8 508	48 918	46 923	145 661
8514309000	Other furnaces and ovens	36 301	190 965	288 672	2 542 074
8514400000	Oth equipment for the heat treatment of materials by induction/di	704	6 215	31 011	244 759
8514902000	Part of industrial/laboratory electric furnaces/oven for manufact.of	35 948	50 035	193 630	471 980
8514909000	Other parts of furnaces and ovens	73 292	127 923	988 482	1 405 748
8515110000	Soldering irons and guns	50 906	127 707	525 448	735 729
8515191000	Mach and app for soldering component on PCB/printed wiring boai	2 748	3 986	57 032	167 201
8515199000	Other brazing/soldering machines and apparatus	27 621	63 162	163 670	2 019 420
8515210000	Mach and app for resistance welding of metal fully/partly automati	77 074	154 518	874 336	2 515 132
8515290000	Mach and app for resistance welding of metal non-automatic	261 030	337 672	1 565 840	2 158 518
8515310000	Mach and app for arc welding of metal fully/partly automatic	26 676	88 627	220 864	1 268 178
8515391000	AC arc welders, transformer type non-automatic	62 156	120 466	340 896	540 444
8515399000	Mach and app for arc welding of metal non-automatic	137 715	297 868	1 039 696	2 796 689
8515801000	Electric mach & app for hot spraying of metals/sintered metal	6 661	87 007	112 378	666 583
8515809000	Electric mach & app not for hot spraying of metals/sintered metal	60 987	261 192	776 603	4 141 631
8515901000	Parts of AC arc welder, transformer type	6 373	10 391	159 687	250 659
8515902000	Parts of mach & app for soldering component on PCB/printed wirin	4 067	5 748	220 200	313 916
8515909000	Other parts in heading 8515	170 073	408 689	3 201 083	5 087 427
8516101000	Electric instantaneous/storage water heaters	170 783	304 482	1 080 610	1 991 190
8516103000	Electric immersion water heaters	13 884	14 356	33 120	37 858
8516290000	Oth electric space heating app/electric soil heating apparatus	7 277	38 436	88 580	322 126
8516310000	Hair dryers	6 779	24 042	60 763	205 171
8516320000	Other hair-dressing apparatus	42 772	106 997	139 456	396 737
8516330000	Hand-drying apparatus	7 998	13 718	29 452	50 838
8516401000	Electric smoothing irons of kind design to use steam from the indus	10 953	25 345	80 013	123 691
8516409000	Other electric smoothing irons	152 152	198 385	842 829	1 178 077
8516500000	Microwave ovens	93 911	152 327	397 678	667 254
8516601000	Rice cookers	747 984	2 252 724	2 635 767	8 293 031
8516609000	Cooking plates, boiling rings, grillers & roasters	79 980	214 769	341 381	983 431
8516710000	Coffee/tea makers	35 266	53 445	180 811	302 231
8516720000	Toasters	22 652	44 077	118 110	248 615
8516791000	Kettles	23 791	46 633	150 060	303 272
8516799000	Other electro-thermic appliances	151 454	454 640	540 039	1 699 841
8516801000	Elect heating resistor for type-founding/type-setting mach; for ind	5 144	6 697	52 436	78 689
8516802000	Sealed hotplates for domestic appliances	182	889	12 247	16 419
8516803000	Other electric heating resistors for domestic appliances	12 220	43 706	140 191	408 964
8516809000	Other electric heating resistors not for domestic appliances	25 329	70 814	387 151	869 658
8516902000	Parts of goods of sub 8516.33,816.50,8516.60, 8516.71/8516.79.10	322 671	650 075	717 786	1 669 729
8516903000	Parts of goods of sub 8516.10	111 276	187 754	234 469	411 338
8516909000	Other parts of goods of sub 8516	254 421	768 754	1 390 704	5 079 746
8517110000	Line telephone sets with cordless handsets	11 802	24 817	264 849	620 169
8517120000	Telephones for cellular networks/for other wireless networks	1 114 094	2 624 852	161 948 506	348 532 437
8517180000	Other telephone sets	21 578	70 230	518 666	1 293 280
8517610010	Set top boxes which have a communication functions of base statio	4 428	35 772	673 611	1 951 912
8517610090	Other base stations	132 338	380 406	5 902 391	18 399 310
8517621000	Radio transmitters/receivers for simult.interpretation at multilingual	40	65	22 515	27 598
8517622100	Control & adaptor units, incl. gateways, bridges and routers	59 587	70 381	3 716 843	5 433 634
8517622900	Oth unit of automatic data process mach other than those of headi	2 978	6 071	343 560	710 846

**I.3. IMPOR MENURUT KOMODITI / IMPORT BY HS COMMODITY**  
**\*\*\* FEBRUARI / FEBRUARY 2011 \*\*\***

HS	Uraian Komoditi Commodity Description	Berat Bersih / Net Weight (Kg)		Nilai / Value C.I.F (US\$)	
		Bulan ini	Kumulatif	Bulan ini	Kumulatif
		Current Month	Cum.Jan. to date	Current Month	Cum.Jan. to date
8517623000	Telephonic/telegraphic switching app	18 068	47 654	618 596	1 534 632
8517624100	Modems including cable modems and modemcards	33 710	104 988	1 758 793	4 054 231
8517624200	Concentrators/multiplexers	13 983	31 837	2 481 904	5 941 927
8517624910	Set top boxes which have a communi-funcof app for carrier-curren	225	225	3 753	3 753
8517624990	Oth app for carrier-current line systemor for digital line systems	1 129	1 723	1 898 955	2 357 216
8517625100	Wireless lans	15 508	44 330	315 057	878 578
8517625300	Other transmission apparatus for radio-telephony/radio-telegraph	187 156	437 027	36 288 756	93 789 053
8517625900	Transmission/reception app.for simultaneinterpretaion at multiligi	189	217	4 348	50 169
8517626100	Transmission apparatus for radio-telephony/radio-telegraphy	3	1 054	720	135 005
8517626990	Oth machines for reception, conversion & transmission of voice or	0	7	0	2 341
8517629000	Oth mach for the reception, conversion &transmis/regenerate of v	1 506	1 665	87 503	105 826
8517691000	Portable receiver for call, alert/page &paging alert devices, includi	33	35	3 379	3 443
8517692000	Oth app. for transmission/recept voicesfor radio-telephony/radio-i	0	181	0	205
8517699000	Oth app. for transmission/recept voices	725	12 957	213 227	1 419 082
8517701000	Parts of control and adaptor units incl.gateways, bridges, routers	6 721	15 886	1 509 969	1 877 187
8517702100	Parts of cellular telephones	888	1 845	120 029	194 479
8517702900	Oth parts of transmission app, oth thanradio-broadcasting/televisi	21 685	23 040	561 809	853 258
8517703100	Other printed circuit boards, assembledfor line telephony/line tele	2 155	5 236	249 331	554 095
8517703200	Other printed circuit boards, assembledfor radio-telephony/radio-	292	296	11 319	11 407
8517703900	Other printed circuit boards, assembledfor other	59 943	115 994	2 559 500	5 683 352
8517704000	Antennae of a kind used with apparatusfor radio-telephony/radio-	203 319	320 779	6 049 420	10 968 511
8517709100	Oth parts for line telephonyor line telegraphy	11 346	18 861	897 598	1 178 370
8517709200	Other parts for radio-telephonyor radio-telegraphy	163 536	534 441	10 808 364	37 130 014
8517709900	Other parts in subheading 85.17.70	427 921	920 447	38 034 178	69 747 948
8518101100	Microphones having a frequency rangeof 300 hz to 3.4 khz	21 720	28 217	50 275	104 385
8518101900	Oth microphones,whether/not withtheir stands	49 031	91 648	292 843	1 056 007
8518109000	Other microphones	34 309	61 918	326 610	596 234
8518210000	Single loudspeakers, mounted in theirenclosures	195 923	325 154	821 824	1 748 508
8518220000	Multiple loudspeaker,mounted inthe same enclosures	135 067	297 158	618 171	1 461 944
8518291000	Box assembly speakers	12 286	40 073	103 321	168 619
8518292000	Loudspeakers,without housing, havinga freq 300 hz to 3.4 khz	31 317	57 179	68 603	102 927
8518299000	Other loudspeakers	475 519	1 073 017	2 594 953	5 595 146
8518301000	Headphones	54 812	129 128	253 309	583 317
8518302000	Earphones	267 536	792 934	1 133 379	2 874 534
8518303100	Handsets for telephonic apparatus	3 969	6 322	20 886	29 119
8518303900	Other headphones and earphones,combined microphone/speaker	35 235	104 690	285 501	459 609
8518304000	Line telephone handsets	0	1	0	30
8518309000	Sets consisting of a microphone and oneor more loudspeakers	29 380	65 780	484 699	852 098
8518401000	Audio-frequency electric amplifiers,having 6/more inputs signal lin	1 641	7 904	27 220	54 704
8518402000	Audio-frequency electric amplifier usedas repeaters in line telephc	1	1	134	134
8518403000	Audio-frequency electric amplifier usedas repeater in telephony n	0	471	0	31 139
8518409000	Other amplifier listrik audio-frekuensi	111 733	272 807	894 750	2 240 068
8518500000	Other electric sound amplifier sets	20 986	37 525	129 231	330 019
8518901000	Parts of subhead 8518.10.11,8518.29.208518.30.40, 8518.40.20,in	88 612	267 831	405 004	947 294
8518902000	Parts of goods of subheadings 8518.40.10	1 018	1 275	41 721	64 150
8518909000	Parts of goods of subheadings 8518.50.108518.50.20	768 534	1 697 861	6 479 816	12 217 844
8519300000	Turntables (record-decks)	0	85	0	37
8519500000	Telephone answering machines	5 255	5 255	32 196	32 196
8519813000	Compact disc players	11 438	13 304	38 225	98 017
8519816000	Magnetic tape recorder incorp soundreproducing app, digital audic	86	1 409	674	6 281
8519819000	Other apparatus using magnetic, opticalor semi-conductor	4 061	14 024	49 180	380 437
8519899000	Other apparatus not using magnetic,optical/semiconductor	11 049	25 974	159 823	395 754
8521100000	Magnetic tape-type of video recording/reproducing apparatus with	13 501	22 853	522 163	709 082
8521901900	Other laser disc players	35 358	68 272	134 008	392 993
8521909100	Oth video recording for used in cinematography, television/broadc	39	39	98	98
8521909900	Oth video recording/reproducing app,whether/not incorp. a video	95 341	264 355	2 636 497	4 751 680
8522100010	Pick-up cartridges for special used incinematography, television/bro	20 655	35 719	24 496	43 393
8522100090	Other pick-up cartridges	64 019	97 610	440 769	1 702 184
8522901000	PCB assemblies for TV, broadcastingcinematograph sound recorde	70 402	136 002	264 148	550 284
8522902000	Printed circuit boards assemblies fortelephone answering machine	5 519	25 262	1 811 292	4 173 645
8522904000	Audio/video tapedecks and compact discmechanisms	24 080	57 150	327 467	1 037 554
8522905000	Audio/video reproduction heads, magneticitype, magnetic erasing	4 691	6 655	65 297	89 626
8522909100	Oth parts, accessories of cinematographysound recorders/reprodu	990	2 256	442 424	879 566
8522909300	Other parts and accessories for goods ofsubheading 8519.81/head	68 283	162 948	2 651 430	6 510 894
8522909900	Other parts and accessories for goods ofsubheading 85.19 other th	241 622	541 976	5 193 124	11 758 380
8523211000	Cards incorporating a magnetic stripeunrecorded	7 659	14 405	359 627	1 052 523
8523212000	Cards incorporating a magnetic striperecorded	336	653	37 516	117 882
8523291100	Magnetic tapes, of a width < 4mm forcomputer tapes, unrecorded	221	342	20 695	37 869
8523291910	Other magnetic tapes, of a width < 4mmunrecorded	3 241	3 781	7 965	8 895
8523291990	Other magnetic tapes, of a width < 4mmrecorded	1 010	1 011	12 311	12 313

**I.3. IMPOR MENURUT KOMODITI / IMPORT BY HS COMMODITY**  
**\*\*\* FEBRUARI / FEBRUARY 2011 \*\*\***

H S	Uraian Komoditi Commodity Description	Berat Bersih / Net Weight (Kg)		Nilai / Value C.I.F (US\$)	
		Bulan ini	Kumulatif	Bulan ini	Kumulatif
		Current Month	Cum.Jan. to date	Current Month	Cum.Jan. to date
8523292100	Magnetic tapes, of a width >= 4mm, and< 6.5 mm for computer tap	21 674	87 673	63 263	276 832
8523292200	Magnetic tapes, of a width >= 4mm, and< 6.5 mm for computer tap	2 378	7 129	8 220	22 438
8523292910	Other magnetic tapes, of a width >= 4mm, and < 6.5 mm, unrecord	101	207	37 414	57 353
8523292990	Other magnetic tapes, of a width >= 4mm, and < 6.5 mm, recorded	0	12	0	6 177
8523293100	Magnetic tapes, of a width >=6.5 mm for computer tape, in pancake	74	169	3 620	8 843
8523293300	Magnetic tapes, of a width >=6.5 mm for oth, in pancake/in jumbo	105	185	5 782	9 457
8523293910	Oth magnetic tapes, of a width >=6.5 mm, unrecorded	35 060	53 613	168 308	303 427
8523293990	Oth magnetic tapes, of a width >=6.5 mm, recorded	0	7	0	20
8523294100	Magnetic discs for reproducing phenomena other than sound/imag	0	25	0	28
8523294200	Magnetic discs for reproducing represent of instruction, data, sou	3 694	7 728	138 271	502 279
8523294400	Other magnetic discs, recorded	1	1	3	3
8523299100	Magnetic media for computer use, unrecorded	2 229	2 229	11 252	11 252
8523299300	Magnetic media for reproducing represent of instruction, data, sou	20 893	37 226	471 395	767 042
8523299900	Other magnetic discs	8 303	11 001	211 073	234 607
8523401100	Discs for laser reading systems for computer use, unrecorded	5 936	5 936	21 828	21 828
8523401200	Discs for laser reading systems for reproducing phenomena not sou	0	27	0	1 496
8523401400	Discs for laser reading system for reprepresent of instruct, data, s	913	1 293	119 287	147 870
8523401900	Other discs for laser reading systems	64	139	21 210	22 917
8523409300	Optical media for laser reading systems of a kind for reproducing sc	0	4	0	176
8523409400	Optical media for reproducing represent of instruction, data, sou	58	94	50 111	85 739
8523409910	Other optical media, unrecorded	1	4	173	1 943
8523409990	Other optical media, recorded	370	975	17 096	27 435
8523511000	Solid-state non-volatile storage devices suitable for computer use, i	11	15	3 864	4 386
8523513000	Solid-state non-volatile storage devices represent. of instruct, data, i	0	19	0	1 010
8523519010	Solid-state non-volatile storage devices unrecorde	3 963	9 758	178 731	230 944
8523519090	Solid-state non-volatile storage devices recorded	1 063	1 847	24 314	38 999
8523520000	Smart cards	117 845	285 370	5 204 078	12 363 947
8523591000	Proximity cards and tags	890	2 093	8 710	22 170
8523592000	Other semiconductor media, suitable for computer use, unrecorde	1 812	3 383	15 265	26 940
8523593000	Other semiconductor media, suitable reproducing, phenomena not	0	3	0	22 839
8523594000	Oth semiconductor media, suitable repro, represent of instruct, dat	53	53	28 127	28 127
8523599010	Other semiconductor media, unrecorded	586	586	29 763	29 763
8523599090	Other semiconductor media, recorded	627	636	42 092	42 459
8523801000	Oth disc, tapes, solid-state non-volatile storage for computer use, u	1 956	2 336	1 251 004	1 255 122
8523802000	Oth disc, tapes, solid-state non-volatile storage for repro, pheno no	0	1	0	5
8523803000	Oth disc, tape, solid-state non-vltl for repro, represent of instruct, dat	0	356	0	218 004
8523809090	Oth discs, tapes, solid-state non-volatile storage recorded	1 255	1 780	50 089	105 731
8525500020	Transmission apparatus for television	0	2 378	0	262 777
8525500090	Other transmission apparatus for other	603	1 575	50 685	620 690
8525600000	Transmission apparatus incorporating reception apparatus	1 300	1 857	16 893	49 485
8525801000	Web cameras	3 523	21 818	37 859	138 650
8525802011	Digital still image video cameras	151	649	17 364	59 400
8525802019	Other digital camera	60 753	150 942	1 465 907	3 236 801
8525802020	Video camera recorders	12 161	42 168	731 865	1 533 021
8525809000	Television camera	14 873	38 440	177 105	458 995
8526101000	Radar app, ground base, /of a kind for incorp in civil aircraft/seagoir	1 446	2 851	220 489	303 385
8526109000	Other radar apparatus	9	555	64 696	528 387
8526911000	Radio navigational aid app, for incorp in civil aircraft/seagoing vess	1 261	1 424	54 946	146 477
8526919000	Other radio navigational aid apparatus	25 076	27 121	443 694	584 310
8526920000	Radio remote control apparatus	28 787	117 952	456 421	2 114 571
8527120000	Pocket-size radio cassette-players	0	93	0	468
8527131000	Oth app combined with sound, recording or reproducing apparatus	45	9 705	4 580	118 734
8527139000	Oth app combined with sound, recording or reproducing apparatus	22 514	22 823	256 393	384 965
8527191100	Reception app capable of plan, manage, monitor electromagnet spi	23	23	1 582	1 582
8527191900	Reception app capable of plan, manage, monitor electromagnet spi	1	32	187	1 091
8527199100	Oth radio-broadcast receiver can operate without extern source of	1 882	1 882	4 200	4 200
8527199900	Oth radio-broadcast receiver can operate without ext source of pov	0	588	0	3 230
8527210000	Radio-broadcast receiver, use ext source power combined with sou	102 270	177 292	2 319 952	4 512 583
8527290000	Radio-broadcast receivers, not capable of operate without extern sc	5 671	16 328	524 901	1 157 895
8527919000	Oth recept app for radio-broadcast, combi- ned with sound record a	2 209	24 327	45 023	305 188
8527921000	Oth recept app for radio-broadcast, not combined with sound recor	0	2 014	0	22 715
8527929000	Oth recept app for radio-broadcast, not combi with sound record aj	50 453	94 033	261 857	485 190
8527991000	Other reception app for radio-broadcast, portable	11	17 468	2 757	34 621
8527999000	Other reception app for radio-broadcast, not portable	3 844	7 346	378 177	532 844
8528411000	Colors cathode-ray tube monitor for used in auto data proc. system	9 497	63 677	66 240	386 797
8528412000	B/w of cathode-ray tube monitor for used in auto data proc. system	1 148	1 148	5 756	5 756
8528491000	Oth color cathode-ray tube monitor used in auto data process syste	7 235	14 529	617 475	1 196 772
8528492000	Oth b/w/monch color cathode-ray tube monitor in auto data proc s	54	56	1 679	1 765
8528511000	Projection type flat panel display unit for auto data process system	98 551	240 271	2 600 112	6 491 651
8528512000	Oth color monitor use in an auto data process system head. 84.71	1 174 087	2 466 779	31 900 784	65 722 275

**I.3. IMPOR MENURUT KOMODITI / IMPORT BY HS COMMODITY**  
**\*\*\* FEBRUARI / FEBRUARY 2011 \*\*\***

HS	Uraian Komoditi Commodity Description	Berat Bersih / Net Weight (Kg)		Nilai / Value C.I.F (US\$)	
		Bulan ini	Kumulatif	Bulan ini	Kumulatif
		Current Month	Cum.Jan. to date	Current Month	Cum.Jan. to date
8528513000	Other b/w/monochrome monitor used in automatic data processing	11	1 367	2 052	24 675
8528591000	Oth colors monitors use in an auto data	87 108	174 425	748 310	1 214 685
8528592000	Other b/w/monochrome monitors	321	905	140 414	175 184
8528611000	Flat panel display types used in auto-data processing system head.	1 975	22 141	137 676	1 491 989
8528619000	Oth projector for used in an automatic data process system head. 8	6 469	12 033	233 362	257 620
8528690000	Other projectors	3 067	11 990	19 513	185 977
8528711000	Receipt app for TV, not design to incorp video display, with commun	1 439	1 520	6 057	6 895
8528719000	Other receipt. app for TV, not design to incorporation a video displa	3 542	20 894	83 735	420 645
8528721000	Other color receivers, battery operated	5	7 845	385	27 663
8528729000	Other color receivers, not battery operated	278 201	589 859	7 027 074	13 710 567
8528739000	Other b/w receiver, not battery operated	0	10 080	0	37 510
8529102000	Parabolic aerial reflector dishes for direct broadcast, multi-media sy	169 941	669 377	896 695	3 480 812
8529103000	Telescopic, rabbit & dipole antennae for television/radio receivers	40 225	156 032	259 026	871 428
8529104000	Aerial filters and separators	43 683	95 372	393 348	2 267 353
8529106000	Feed horn (wave guide)	11 693	105 673	100 204	631 706
8529109200	Other aerial/reflector with transmission apparatus for radio-broadca	13 616	61 823	628 848	1 063 119
8529109900	Aerials & reflectors of all kinds not for radio-telephony/radio-telegrap	177 454	368 372	2 633 851	7 199 873
8529902000	Parts of decoders suitable for use with the app of headings 85.25 to	28 528	31 771	394 460	920 350
8529904000	Parts of digital cameras/video camera recorders with app of hd 85..	20 304	188 733	3 024 269	30 752 310
8529905100	Other PCB, assembled for goods of subheading 8525.50/8525.60	520	1 173	45 986	75 321
8529905200	Other PCB, assembled for goods of subhd 8527.(13;19;21;29, 91 at	67 649	200 356	593 936	1 733 221
8529905300	Other PCB, assembled for flat panel display of heading 85.28	52 828	117 887	1 655 990	3 793 968
8529905400	Other PCB, assembled for TV receivers of heading 85.28	95 582	198 127	2 458 974	3 498 971
8529905500	Other PCB, assembled for goods of heading 85.28	319	321	8 166	8 406
8529905900	Other PCB	470 129	847 252	57 071 605	75 000 328
8529909100	Parts of TV receivers suitable for with the apparatus of hd 85.25 to	2 360 594	4 546 841	27 457 231	60 659 152
8529909400	Parts of flat panel display for use with the apparatus of hd 85.25 to	12 396	50 607	345 341	985 474
8529909900	Other parts suitable for use with the apparatus of hd 85.25 to 85.28	284 711	851 024	8 523 797	19 534 134
8530100000	Elect. signall, safety/traffic control equip for railways/tramways	14 841	14 841	1 476 008	1 476 008
8530800000	Elect. signall, safety/traffic control equip for road, inland waterway,	2 654	6 305	111 265	190 277
8530900000	Part of electrical signall, safety/traffic control equipment	2 435	2 743	90 656	97 650
8531101000	Burglar alarms	14 005	27 996	121 320	229 206
8531102000	Fire alarms	5 126	80 288	144 150	627 420
8531103000	Smoke alarms	1 562	3 865	34 384	63 510
8531109000	Other alarms and similar apparatus	285 732	343 830	1 154 185	2 282 488
8531200000	Indicator panel incorp liquid crystal devices (lcd)/light emitting diod	198 254	407 788	9 490 634	20 292 090
8531801100	Door bells, buzzers and dings	2 918	9 887	18 648	150 885
8531801900	Other electric bells	1 431	3 253	16 580	69 952
8531802000	Flat panel displays (including electroluminescence, plasma and oth	2 029	2 702	31 148	59 769
8531809010	Telegraphic apparatus for ships engine rooms	256	1 603	17 328	43 237
8531809090	Other electric sound/visual signalling apparatus	11 789	46 121	244 042	637 416
8531901000	Parts incl, printed circuit assemblies of subheading 8531.20/8531.8	2 092	6 028	57 567	352 942
8531902000	Parts of door bells/other door sound signaling apparatus	2	4	48	627
8531909000	Other parts of electric sound/visual signaling apparatus	57 111	64 912	2 960 054	3 232 854
8532100000	Fixed capacitor design for use in 50/60hz circuit, reactive power >C	109 144	202 673	3 839 304	7 240 028
8532210000	Tantalum fixed capacitors	28 772	42 068	2 631 454	4 504 952
8532220000	Aluminium electrolytic fixed capacitors	227 038	518 338	6 470 813	15 109 609
8532230000	Ceramic dielectric, single layer of fixed capacitor	12 170	70 386	1 330 167	3 829 675
8532240000	Ceramic dielectric, multilayer	46 488	112 471	2 844 085	6 058 085
8532250000	Dielectric of paper/plastics of fixed capacitor	23 303	69 230	646 136	2 017 015
8532290000	Other fixed capacitors	207 989	473 509	4 676 914	10 403 410
8532300000	Variable/adjustable (pre-set) capacitors	24 167	77 202	811 213	2 642 702
8532900000	Parts of other fixed capacitors	246 127	656 379	10 187 701	24 750 851
8533101000	Fixed carbon resistors, composition/film types surface mounted	44 325	81 647	1 641 618	2 860 114
8533109000	Fixed carbon resistors, composition/film types not surface mountec	54 982	151 923	2 093 388	6 162 354
8533210000	Oth fixed resistors for a power handling capacity <= 20w	46 996	151 735	2 029 238	4 770 818
8533290000	Oth fixed resistors for a power handling capacity > 20w	45 687	82 268	1 676 950	3 831 470
8533310000	Wirewound variable resistors, rheostats, for a power handling capa	1 121	4 898	54 112	65 762
8533390000	Wirewound variable resistors, rheostats, for a power handling capa	43 673	65 671	861 133	1 149 065
8533400000	Other variable resistors, including rheostats and potentiometers	34 797	84 541	4 031 503	6 369 637
8533900000	Parts of lectrical resistors	149 402	260 243	5 864 428	9 306 192
8534001000	Printed circuits, single-sided	89 751	222 902	2 638 666	5 709 546
8534002000	Printed circuits, double-sided	30 589	88 077	1 007 895	3 778 675
8534003000	Printed circuits, multi-layer	49 230	188 248	2 607 488	7 673 198
8534009000	Oth printed circuits	359 404	804 962	18 054 306	38 813 663
8535100000	Fuses for voltage >1000volts	31 197	69 320	149 624	620 221
8535211000	Automatic circuit breakers for a volt < 72.5 kv, moulded case type	46 752	60 521	441 995	495 625
8535219000	Automatic circuit breakers for a volt < 72.5 kv, other than moulded	55 451	161 010	2 007 011	4 293 336
8535290000	Automatic circuit breakers for a volt >= 72.5 kv, moulded case type	42 832	73 474	529 215	1 076 200
8535301000	Isolating switches, make-&-break switch suitable for a volt > 1 kv &	624	1 972	26 420	62 814

**I.3. IMPOR MENURUT KOMODITI / IMPORT BY HS COMMODITY**  
**\*\*\* FEBRUARI / FEBRUARY 2011 \*\*\***

HS	Uraian Komoditi Commodity Description	Berat Bersih / Net Weight (Kg)		Nilai / Value C.I.F (US\$)	
		Bulan ini	Kumulatif	Bulan ini	Kumulatif
		Current Month	Cum.Jan. to date	Current Month	Cum.Jan. to date
8535302000	Isolating switches, make-&-break switchfor voltage >= 66 kv	7 065	57 497	112 558	641 200
8535309000	Isolating switches, make-&-break switchfor voltage >= 40 kv and <	146 485	202 488	1 480 899	2 002 346
8535400000	Lightning arresters, voltage limitersand surge suppressors	49 059	105 536	1 026 958	1 980 864
8535901000	Bushing and tap changer assemblies forelectricity distrib/power tr;	20 198	60 123	907 892	2 352 899
8535909000	Oth elect app. for switch/protoc. electcircuits,for make connect ele	94 561	451 192	1 162 653	3 957 718
8536101000	Thermal fuses; glass type fuses forvoltage <= 1000volts	23 082	46 204	644 867	1 231 735
8536109000	Other fuses for voltage <= 1000 volts	458 479	647 122	1 900 942	3 742 612
8536201000	Automatic circuit breakers mouldedcase type for voltage <=1000vc	6 464	13 979	75 546	146 176
8536202000	Auto-circuit breaker for incorp intoelec-thermic for voltage <=1000	5	5	136	136
8536209000	Other automatic circuit breakersfor voltage <=1000volts	53 813	133 412	624 513	1 221 076
8536300000	Oth apparatus for protecting electricalcircuits	82 373	143 440	2 049 323	3 335 468
8536410000	Relay for a voltage <= 60 voltscircuits	77 314	152 807	1 913 411	4 019 822
8536490000	Relay for a voltage > 60 volts and<= 1000 volts	97 475	246 975	2 504 784	5 308 423
8536502000	Over current, residual current automaticswitches for voltage <= 10	39 405	64 186	236 123	430 222
8536503100	High inrush switch, commutator for stoveranges, microphone swit	10 509	20 923	34 835	88 342
8536503900	High inrush switch, commutator for stoverange,microphone switc	91 399	217 487	1 374 381	3 241 969
8536504000	Miniature switches for rice cooker/oventoasters	5	5	19	19
8536505000	Electronic ACswitch consist of opticalcouple input,output circuits,e	24 922	64 960	597 480	1 986 368
8536506100	Make, break switches for domestic usewith rated current carry cap	66 137	94 300	90 245	128 323
8536506900	Make, break switch not for domestic usewith rated current carry c	1 061	9 420	135 536	335 604
8536509100	Starters for elect motor,fuses,switch,fuse, suitable for use in electr	28 760	57 756	818 940	1 693 837
8536509910	Smoke switches	1 526	3 240	52 230	123 133
8536509990	Oth electronic ACswitches for voltage< 1000 v & acurrent <= 11 am	286 207	665 165	5 827 117	13 333 137
8536611000	Lamp-holders of a kind for compact lampor halogen lamps	21 327	27 236	60 531	75 286
8536619000	Lamp-holders oth than compact lamps/halogen lamps	243 204	380 227	523 571	954 163
8536691100	Telephone plugs for domestic use, ratecurrent carrying capacity <	70 265	78 959	315 403	456 402
8536691900	Telephone plugs not for domestic use,rate current carrying capacit	19 504	51 439	698 319	1 249 216
8536692900	Av sockets,cathode ray tube sockets fortv,radio recv,cap<16amp,n	9 315	31 003	130 748	457 776
8536693100	Sockets,plug for co-axial cable,printedcircts, domest use, radio equ	1 190	1 344	16 998	20 806
8536693900	Sockets,plug for co-axial cable,printedcircts,not domest use,radio e	58 387	86 002	276 070	643 312
8536699100	Other plug and sockets, domestic use,radio equip., acapacity < 16 a	78 040	115 001	447 082	594 832
8536699900	Other plug & sockets, not domestic use,radio equip., acapacity < 16	8 916	20 870	208 231	608 506
8536700000	Connectors for optical fibres, opticalfibres bundles/cables	33 792	93 336	1 190 547	2 346 257
8536901100	Connection, contact elements for wiresand cables; wafer probers	52 695	127 174	420 008	1 001 192
8536901900	Other connection, contact elements forwires and cables; wafer pro	107 290	220 024	4 885 299	7 987 743
8536902100	Junction boxes for domestic use,cap. <16 amps, for use elect fan/r;	4 570	11 896	99 279	250 366
8536902900	Junction boxes not for domestic use,cap. <16 amps, for use elect fa	294 636	638 959	6 244 781	14 173 005
8536903100	Cable connectors consist of a jack plug,domestic use,<16amp, for e	33 153	88 429	617 777	1 619 988
8536903900	Cable connectors consist of a jack plug,not domestic,<16amp, for e	306 630	711 477	9 600 435	21 513 487
8536909100	Oth cable connect consist of jack plug,cap. <16 amps, for use elect	17 566	37 421	398 312	652 810
8536909910	Connector & socket cable for ic,printedcircuit	101 406	304 234	2 703 277	7 176 492
8536909990	Other connector and socket cable	748 299	1 465 474	14 494 336	27 950 927
8537101000	Switchboards&control panels for voltage<= 1000 volt	423 300	571 997	4 333 930	6 282 461
8537102000	Distribution boards for use with goods of hd.84.71,85.17,85.25 < 10	41 997	102 437	596 383	1 207 442
8537103000	Programmable logic controllers for auto-mach for trans. for voltag	42 667	60 072	349 974	504 901
8537109000	Oth board for elect control for voltage<= 1000volt	194 863	363 161	6 883 645	9 679 395
8537201100	Switchboards incorp. elect instrum forbreak, connect/protect elect	114	141	111	1 008
8537201900	Switchboards incorp. elect instrum forbreak,connect/protoc e-circ	23 194	53 484	298 697	1 054 641
8537202100	Control panel incorp. elect instrum forbreak,connect/protect e-circ	40 520	43 112	343 198	359 398
8537202900	Other control panels for a voltage>1,000 volts	99 668	302 143	6 444 692	11 239 237
8537209000	Oth board for electric control fora voltage > 1000 volt	305 602	500 641	3 909 045	6 235 727
8538101100	Parts of programmable logic controllersfor auto mach for trans. for	1 958	2 834	14 079	60 594
8538101200	Board,panel,console,desk,cabinets ofuse in radio equipment, volta	36	167	1 245	3 964
8538101900	Oth board,panel,console,desk,cabinets ofused in radio equipment,	61 967	132 791	695 227	1 222 024
8538102100	Parts of programmable logic control forauto-mach for trans. for vo	1 121	2 563	51 275	121 750
8538102900	Board,panel,console,desk,cabinets ofused in radio equip, voltage>	271 286	504 820	3 565 905	7 068 790
8538901100	Oth board,panel,console,desk,cabinetsconnect for wires, wafer pro	39 419	113 805	954 268	1 928 652
8538901200	Parts of goods of subhd 8536.50.50,8536.69.30,8536.90.10 for volt	26 037	58 093	598 577	1 334 464
8538901300	Parts of goods of subheading8537.10.20 for voltage <=1000 volt	2 478	3 492	22 111	29 846
8538901900	Other parts of boards,panels consoles,for voltage <=1000 volt	40 896	83 652	834 544	1 423 842
8538902100	Parts/printed circuit ass. of telephoneplug connec for wires,wafer	12 479	19 304	133 826	237 125
8538902900	Other parts of boards,panels consoles,for voltage > 1000 volt	514 316	1 216 040	21 825 645	59 548 515
8539101000	Sealed beam lamp units for motorvehicles of chapter 87	111 870	248 559	635 650	1 268 025
8539109000	Other sealed beam lamp units	6 916	61 527	184 508	415 362
8539212000	Tungsten halogen for used in medicalequipment	2	4	1 604	2 629
8539213000	Tungsten halogen for used for vehicles	35 605	80 186	327 751	1 126 987
8539214000	Other reflector lamp bulbs of tungstenhalogen	1 632	3 379	22 116	38 608
8539219000	Oth tungsten halogen	12 894	29 708	233 857	514 100
8539222000	Other filament lamps, infra red, power<200 & voltage>100v in mex	9	15	87	285
8539223000	Other reflector lamp bulbs of a power<=200w & for voltage > 100 v	310	472	3 379	8 657

**I.3. IMPOR MENURUT KOMODITI / IMPORT BY HS COMMODITY**  
**\*\*\* FEBRUARI / FEBRUARY 2011 \*\*\***

HS	Uraian Komoditi Commodity Description	Berat Bersih / Net Weight (Kg)		Nilai / Value C.I.F (US\$)	
		Bulan ini	Kumulatif	Bulan ini	Kumulatif
		Current Month	Cum.Jan. to date	Current Month	Cum.Jan. to date
8539229000	Other filament lamps, infra red, power<=200 w& voltage>100v	13 791	28 020	108 659	232 132
8539291000	Other filament lamps, excluding uvor infra-red lamps, in medical e	298	644	8 874	26 991
8539292000	Other filament lamps, excluding uvor infra-red lamps, for motor ve	69 305	180 384	1 510 588	3 360 012
8539293000	Other reflector lamp bulbs	6 839	16 593	84 373	223 987
8539294000	Flashlight bulbs; miniature indicatorbulbs, rated up to 2.25 v	3 928	4 744	146 829	208 693
8539295000	Other filament lamps, capacity > 200w &<=300w, voltage>100volt:	17	20	2 266	2 311
8539296000	Other filament lamps, capacity < 200w &<=300w, voltage <= 100vc	712	2 224	84 563	114 897
8539299000	Other filament lamps, excl ultra-violetor infra-red lamps	115 560	257 792	672 578	1 552 567
8539311000	Tubes for compact fluorescent lamps	13 736	50 899	65 886	284 722
8539319010	Tube lamps	27 899	94 008	162 867	565 170
8539319020	Compact fluorescent lamps	16 977	50 441	198 477	506 923
8539319090	Other fluorescent, hot cathode	1 214 060	3 023 729	8 081 334	21 656 855
8539320000	Mercury/sodium vapour lamps; metalhalide lamps	22 901	47 696	539 756	1 029 373
8539391000	Tubes for compact fluorescent lamps,cold cathode types	36 876	121 689	99 923	236 703
8539392000	Discharge lamps for decorative andpublicity purposes	2 019	3 936	4 872	7 789
8539393000	Other fluorescent cold cathode types	719	889	5 691	7 236
8539394000	Electric lamps for mtr vehicle/cycles	16 880	47 761	129 152	361 456
8539399000	Discharge lamps, other than uv lamps	44 037	87 983	362 631	687 521
8539410000	Arc lamps	45	74	3 904	15 032
8539490000	Ultra-violet/infra-red lamps	23 374	47 766	313 677	714 192
8539901000	Part of alumi end caps for fluorescentlamps alum. screw caps for ir	176 647	422 800	583 524	1 483 361
8539902000	Oth parts,for lamps of vehicles of allkinds	9 637	15 608	31 611	57 878
8539909000	Oth part of elect filament/dischargelamps including sealed beam l:	257 828	658 359	1 903 517	4 395 060
8540110000	Color cathode-ray television picturetube incl video monitor cathod	1 650 649	4 154 572	3 033 829	7 286 003
8540120000	B/w cathode-ray TV picture tubes,incl video monitor cathode-ray t	396	29 771	4 646	89 528
8540200000	Tv camera tubes; image converters andintensifiers; other photo-ca	24 032	64 124	332 968	927 925
8540401000	Data/graphic display tubes color foruse with articles of heading 85	0	15	0	3 166
8540409000	Data/graphic display tube color not foruse with articles of heading	0	68	0	2 940
8540500000	Data/graphic display tubes, black andwhite/other monochrome	1 640	4 770	22 742	81 858
8540600000	Other cathode-ray tubes	73	109	8 511	8 604
8540710000	Magnetrons of microwave tubes	47	55	16 473	16 634
8540790000	Travelling wave tube, carcinotrons exclgrid-controlled tubes of mic	205	257	7 987	10 156
8540810000	Receiver/amplifier valves and tubes	36	50	10 365	11 283
8540890000	Other valves and tubes	4 473	21 215	15 464	93 812
8540910000	Parts of cathode-ray tubes	87 411	209 553	1 158 117	4 090 728
8540991000	Parts of microwave tubes	6 724	6 724	19 320	19 320
8540999000	Other parts of thermionic, cold cathodeor photo cathode valves an	7 526	11 298	347 172	416 079
8541100000	Diodes, other than photosensitive/lightemitting diodes	115 973	286 641	11 214 117	24 068 453
8541210000	Transistor with a dissipation rateof < 1 w	12 779	22 464	1 205 903	2 327 312
8541290000	Transistor with a dissipation rateof >= 1 w	115 788	266 399	5 774 605	12 172 684
8541300000	Thyristors,diacs and triacs, other thanphotosesintive devices	7 366	12 865	1 407 343	2 733 992
8541401000	Light emitting diodes	26 554	64 211	2 070 808	3 796 851
8541402000	Photocells, including photodiodes/photo-transistors	13 546	33 984	382 182	1 203 928
8541409000	Oth photosensitive semiconductor device,including photovoltaic ce	60 661	125 742	6 485 462	14 746 659
8541500000	Other semiconductor devices	29 306	72 129	1 866 120	3 467 213
8541600000	Mounted piezo-electric crystals	62 130	121 258	1 285 407	3 296 458
8541900000	Parts of diodes,transistors & similarsemiconductor devices	15 175	31 713	5 172 496	9 155 744
8542310000	Processors,controller, converter, logiccircuit, amplifier, clock timin	171 244	379 447	20 281 804	44 469 977
8542320000	Memories of elect integrated circuits	33 025	80 220	3 875 575	8 435 290
8542330000	Amplifiers of elect integrated circuits	31 905	44 874	363 314	672 166
8542390000	Other electronic integrated circuits	398 395	892 901	93 217 150	196 935 811
8542900000	Parts of electronic integrated circuits	171 466	422 719	30 334 019	59 860 065
8543100000	Particle accelerators	5	99	341	803
8543200000	Signal generators	7 465	7 650	112 967	137 412
8543302000	Wet processing equip. for the applic.by immersion of chemical/ele	33	590	1 837	30 049
8543309000	Oth machines & app for electroplating,electrolysis/electrophoresis	194 632	251 705	4 476 895	5 507 739
8543701000	Electric fence energisers	10 562	10 596	47 270	50 494
8543702000	Remote control apparatus, other thanradio remote control appara	96 945	184 601	862 519	1 635 401
8543703000	Electrical machines with translationor dictionary functions	1 564	9 037	174 014	976 852
8543704000	Equip for the removal of dust particlesor elimination of electrostat	202	730	7 517	22 137
8543705000	Integrated receiver/decoder ird fordirect broadcast multimedia sy:	135 153	366 025	534 217	1 877 857
8543709010	Electrical mine detonators	78	383	19 694	58 959
8543709090	Other electrical detonators	210 887	401 638	2 646 044	6 264 460
8543901000	Parts of goods of subheading 8543.10/8543.20	136	299	32 923	38 364
8543902000	Parts of goods of subheading 8543.30.20	5 976	18 208	14 609	41 955
8543904000	Parts of goods of subheading 8543.70.40	1	1	234	234
8543905000	Parts of goods of subheading 8543.70.50	9 651	20 226	71 844	189 914
8543909000	Other parts of goods of heading 8543	107 629	309 519	965 425	2 537 381
8544110010	Winding wire of copper, laquered/enamelled	269 587	558 894	2 538 695	5 139 177
8544110020	Winding wire of copper, cover with papertextile material/PVC	148 454	288 643	2 195 463	4 583 313

**I.3. IMPOR MENURUT KOMODITI / IMPORT BY HS COMMODITY**  
**\*\*\* FEBRUARI / FEBRUARY 2011 \*\*\***

HS	Uraian Komoditi Commodity Description	Berat Bersih / Net Weight (Kg)		Nilai / Value C.I.F (US\$)	
		Bulan ini	Kumulatif	Bulan ini	Kumulatif
		Current Month	Cum.Jan. to date	Current Month	Cum.Jan. to date
8544110030	Winding wire of copper, laquer/enamelled& cover with paper, text	38 120	154 193	632 721	1 596 666
8544110040	Winding wire of copper, rect cross-sect.and without connectors	102 951	134 169	1 016 087	1 302 416
8544110090	Other winding wire of copper	575 135	1 111 383	5 617 017	13 410 162
8544191000	Winding wire not of copper, laquered/enamelled	379	611	22 103	29 498
8544192000	Winding wire not of copperof manganese resistance wire	2 914	19 899	10 435	132 004
8544199000	Other winding wire not of copper	215 462	696 994	2 406 574	6 654 636
8544201000	Insulated cables fitted with connectors,for a voltage <=66.000volts	176 413	431 283	2 045 185	5 156 475
8544202000	Insulated cable not fitted withconnector for a voltage <=66.000vol	569 017	1 234 687	3 146 306	6 592 462
8544203000	Insulated cables fitted with connectorsfor a voltage >66.000volts	43 245	68 016	307 001	531 299
8544204000	Insulated cables not fitted withconnectors for a voltage >66.000vo	901	26 211	41 844	89 944
8544301000	Wiring harnesses for motor vehicles	262 345	531 367	2 648 028	5 555 321
8544309000	Oth ignition wiring sets,oth wiring setfor used in vehicles, aircraft/:	273 072	929 230	3 242 490	9 296 018
8544421100	Telephone, telegraph, radio relay cables submarine, for communica	1	10	42	162
8544421900	Other fitted with connectors for telecom-munication, voltage <= 80	20 262	439 073	810 365	1 563 579
8544422000	Fitted with connectors for telecom-munication voltage > 80 v & <=	33 705	115 186	462 739	1 565 238
8544423000	Battery cables for voltage <= 1000 v	799	1 805	21 622	44 662
8544429000	Oth fitted with connector, for voltage<= 1000 volts	469 717	912 087	2 743 275	8 408 253
8544491100	Telephone,telegraph,radio relay cables submarine, not for communi	8 844	23 092	59 686	300 454
8544491900	Other fitted with connectors not for telmunication, voltage <= 80 v	75 669	238 218	570 960	1 648 367
8544492100	Shielded wire for mnfact.of auto-wiringharnesses, not for commur	583 133	1 098 046	6 675 582	12 751 676
8544492900	Oth fitted with connectors, <= 80 v,not for used for telecommunica	180 946	301 313	1 360 303	2 394 815
8544493100	Telephone,telegraph,radio relay cables submarine, for communic., >	155	801	5 147	24 893
8544493900	Oth fitted with connectors for telecommunication, voltage > 80 v a	140 059	400 144	707 528	2 555 366
8544494000	Other fitted with connectors, > 80 v & <= 1000 v of a kind not used i	242 829	536 728	2 083 528	4 560 835
8544601000	Other electric conductors, volt > 1 kvand <= 36 kv	173 888	398 614	1 789 163	4 435 179
8544602100	Plastic insulated elec.cable havingcross sec<=400mm for 36kv<volt	9 431	18 131	17 165	125 600
8544602900	Plastic insulated elec.cable havingcross sec>400mm for 36kv<volt<	823 343	873 891	2 707 428	3 114 473
8544603000	Other electric conductors, for a voltage> 66 kv	219	12 328	3 594	159 313
8544701000	Optical fibre cables teleph,telegraph,radio relay cables,submarine	4 142	546 527	95 495	5 681 555
8544709000	Other optical fibre cables	40 349	191 934	518 232	2 739 488
8545110000	Electroda of a kind used for furnaces	776 853	1 829 806	3 074 163	7 439 050
8545190000	Electroda of a kind used not for furnace	121 890	241 801	1 273 967	2 448 964
8545200000	Carbon brushes for electrical purpose	49 970	107 705	879 376	1 641 410
8545900010	Battery carbons	165 835	376 962	428 295	1 071 862
8545900090	Lamp carbon, oth articles of graphite/oth carbon, with/without me	4 728	30 527	37 673	248 687
8546100000	Electrical insulators of any material ofglass	298 974	333 830	599 422	689 436
8546200010	Ceramic bushing for tranformator	100 498	199 533	357 278	799 980
8546200090	Oth elect insulators of any material ofceramics	888 059	1 569 762	917 015	1 611 555
8546900000	Oth elect insulators not of glass andof ceramics	225 542	339 188	1 085 069	1 821 406
8547100000	Insulating fitting of ceramics	54 087	100 356	396 575	2 431 268
8547200000	Insulating fitting of plastics	115 191	397 673	2 513 672	6 463 535
8547901000	Elect conduit, joints therefor, of basemetal lined with insulating ma	14 115	62 843	162 384	427 425
8547909000	Oth insulating fittings for elect mach,appliances/equipment, being	161 377	475 505	1 636 126	3 705 743
8548109000	Other waste, scrap of primary cells,primary	30	33	2 735	3 057
8548901000	Image sensors contact type copmrisinga photo-conductive sensor c	11 737	25 110	606 211	1 546 878
8548902000	Printed circuit assemblies incl suchassemblies for external connect	38 118	93 582	2 997 852	7 566 917
8548909000	Other electrical parts of mach and app, nes	51 410	115 553	1 224 209	2 697 695
8601200000	Rail locomotives powered by electricaccumulators	786	933	1 280	7 219
8602100000	Diesel-electric locomotives	103 514	223 460	3 128 145	7 020 784
8602900000	Locomotive tenders	0	1 691	0	1 431
8603100000	Self-propelled railway, tramway coach,vantruck powered from ext.	630 440	630 440	1 253 380	1 253 380
8604000000	Railway/tramway maintenance/servicevehicles, whether/not self-j	1	18	240	437
8606990000	Railway/tramway goods vans&wagon notself prope open,removat	111	9 502	2 796	4 189
8607110000	Driving bogies and bissel-bogies	0	155	0	3 129
8607120000	Other bogies and bissel-bogies	108	14 772	121	121 125
8607190000	Oth, including parts axles & wheels	47 285	97 313	400 280	1 415 724
8607210000	Air brakes and parts thereof	3 436	6 836	49 855	67 662
8607290000	Brakes and parts thereof other than airbrakes	80 177	87 973	179 093	333 249
8607300000	Hooks & oth coupling devices, buffers,and parts thereof	5 334	7 127	353 241	367 221
8607910000	Other parts of locomotives	115	115	1 138	1 138
8607990000	Other part of trolling stone	29 258	54 184	1 157 865	2 093 400
8608002000	Electromechanic equip of railway/tramwaytrack fixtures,fitting, me	884	6 957	135 396	509 552
8608009000	Non-electromech equip of railway/tramwaytrack fixtures,fitting, m	1 516	2 948	23 159	90 744
8609001000	Containers of metal design & equip forcarriage by one/more mode	91 917	222 319	436 413	735 642
8609009000	Other containers design & equip forcarriage by one/more modes c	33 334	99 355	33 201	142 527
8701101100	Pedestrian controlled tractors, power<=22.5 kw for agricultural use	7 000	7 541	7 040	8 120
8701102100	Pedestrian controlled tractors, power> 22.5 kw for agricultural use	0	3 580	0	50 778
8701209000	Road tractors for semi-trailers, not ckd	494 234	1 402 122	3 168 945	9 576 086
8701301000	Track-laying tractors of a cylinder cap<= 1100 cc	12 817	12 817	50 580	50 580
8701302000	Track-laying tractors of a cylinder cap> 1100 cc	0	32 767	0	177 600

**I.3. IMPOR MENURUT KOMODITI / IMPORT BY HS COMMODITY**  
**\*\*\* FEBRUARI / FEBRUARY 2011 \*\*\***

H S	Uraian Komoditi Commodity Description	Berat Bersih / Net Weight (Kg)		Nilai / Value C.I.F (US\$)	
		Bulan ini Current Month	Kumulatif Cum.Jan. to date	Bulan ini Current Month	Kumulatif Cum.Jan. to date
8701901100	Agriculture tractors of a cylinder cap<= 1100 cc	19 251	119 895	188 494	833 321
8701901900	Agriculture tractors of a cylinder cap<= 1100 cc	314 063	857 374	2 125 254	5 364 401
8701909100	Other tractors of a cylinder capacity<= 1100 cc	0	5 805	0	7 739
8701909900	Other tractors of a cylinder capacity> 1100 cc	0	259 241	0	1 615 968
8702102100	Motor vehicles for the transport >=10 p,vehicle weight < 6 t, not ck	197 719	281 329	2 506 812	3 396 224
8703101000	Golf cars, including golf buggies	32 613	53 992	31 254	56 257
8703211000	Go-karts, cylinder capacity <= 1,000 ccinternal combust reciproc	0	2 673	0	6 860
8703212910	Sedan/station wagons, <=1,000 cc,not ckdinternal combust reciproc	0	990	0	12 147
8703212990	Other motor cars, <= 1,000 cc, not ckdinternal combust reciproc pist	415 950	604 531	2 940 988	4 400 822
8703213000	Other vehicles, <= 1,000 cc, ckdinternal combust reciproc piston eng	0	15 778	0	57 100
8703219000	Other vehicles, <= 1,000 cc, not ckdinternal combust reciproc piston	8 592	8 592	9 009	9 009
8703221190	Other motor cars, 1,000-1500 cc, ckdinternal combust reciproc pistc	445 168	791 926	2 326 150	3 931 968
8703221910	Sedan/station wagon,1,000-1500cc,not ckdinternal combust reciproc	1 986 591	2 846 465	20 619 129	29 849 566
8703221990	Oth motor cars, 1,000-1500 cc, not ckdinternal combust reciproc pis	3 741 554	6 223 927	37 517 508	59 602 702
8703234190	Other motor cars, 1500-1800 cc, ckdinternal combust reciproc pisto	13 792	27 264	154 330	307 663
8703234290	Other motor cars, 1800-2000 cc, ckdinternal combust reciproc pisto	119 787	154 025	817 090	1 052 009
8703234390	Other motor cars, 2000-2500 cc, ckdinternal combust reciproc pisto	92 466	364 803	766 815	2 552 618
8703235110	Sedan/station wagons, 1500-1800 cc, notinternal combust reciproc	441 142	549 200	5 421 073	7 052 954
8703235190	Other motor cars, 1500-1800 cc, not ckdinternal combust reciproc p	635 189	702 130	5 396 355	6 052 709
8703235210	Sedan/station wagons, 1800-2000 cc, notinternal combust reciproc	96 753	162 029	1 443 345	2 365 755
8703235291	Oth motor car,1800-2000 cc, (4x2) system,not ckd,int combust reci	8 793	18 306	92 778	223 226
8703235292	Oth motor car,1800-2000 cc, (4x4) system,not ckd,int combust reci	57 124	60 220	955 698	988 246
8703235310	Sedan/station wagon,2000-2500cc,not ckdinternal combust reciproc	846 148	1 235 506	13 219 077	19 118 846
8703235391	Oth motor car,2000-2500cc, (4x2) system,not ckd,int combust reci	1 264 744	1 789 437	17 818 131	24 641 291
8703235392	Oth motor car,2000-2500cc, (4x4) system,not ckd,int combust reci	4 506	11 573	38 190	120 540
8703235410	Sedan/station wagon,2500-3000cc,not ckdinternal combust reciproc	78 313	129 117	1 637 535	2 711 224
8703235491	Oth motor car,2500-3000cc, (4x2) system,not ckd,int combust reci	97 989	173 478	1 141 669	2 096 488
8703235492	Oth motor car,2500-3000cc, (4x4) system,not ckd,int combust reci	91 596	134 372	1 317 814	2 118 309
8703239420	Oth vehicle, 2500-3000 cc, (4x4) system,not ckd,int combust reciproc	0	5 660	0	64 258
8703245010	Sedan/station wagons, > 3000 cc,not ckdinternal combust reciproc p	94 776	175 336	3 236 882	6 301 475
8703245091	Oth motor cars, > 3000 cc, (4x2) system,not ckd,int combust reciproc	40 438	42 478	689 125	732 675
8703245092	Oth motor cars, > 3000 cc, (4x4) system,not ckd,int combust reciproc	335 321	436 454	5 719 664	7 269 370
8703249000	Other vehicle, > 3000 cc, not ckdinternal combust reciproc piston er	1 960	1 960	18 250	18 250
8703324990	Other motor cars, 2000-2500 cc, ckd,diesel	561 385	817 391	3 970 762	5 794 893
8703325100	Sedan/station wagon,1500-2000cc,not ckd,diesel	421 806	638 614	4 117 747	6 297 583
8703325900	Other motor cars, 1500-2000 cc, not ckd,diesel	4 278 785	4 914 572	48 157 968	55 313 973
8703329900	Other vehicles, 2000-2500 cc, not ckd,diesel	386 684	477 406	3 533 629	4 311 505
8703335100	Other motor cars, 2500-3000 cc, not ckd,diesel	12 535	21 733	148 786	327 980
8703335200	Other motor cars, > 3000 cc, not ckd,diesel	52 090	67 550	870 083	1 097 923
8703906000	Other vehicles, ckd	313	313	6 806	6 806
8704101100	Damper designed for off highway,<= 24 t,ckd	7	7	5	5
8704101200	Damper designed for off highway, <=24 tnot ckd	10 806	10 807	73 041	73 072
8704102100	Damper designed for off highway, >24 t,ckd	415 140	578 390	4 998 338	6 841 348
8704102200	Damper designed for off highway, > 24 tnot ckd	6 608 230	15 568 218	78 367 341	179 592 368
8704211900	Other vans, <= 5 t, ckd, diesel	145	2 558	1 445	34 755
8704212200	Refuse collection vehicles having a refusecompres device, <= 5 t, not	44 844	44 844	364 710	364 710
8704212900	Other vans, <= 5 t, not ckd, diesel	4 088 630	5 750 260	37 424 256	51 564 415
8704221900	Other vans, 5-6 t, ckd, diesel	287 850	863 550	3 921 750	11 765 250
8704222919	Other vans, 6-10 t, not ckd, diesel	8 950	27 024	144 432	180 432
8704223900	Other vans, 10-20 t, ckd, diesel	0	5 622	0	50 984
8704224900	Other vans, 10-20 t, not ckd, diesel	9 866	26 666	198 759	458 759
8704231100	Refrigerated vans, 20-24 t, ckd, diesel	0	202 620	0	217 801
8704232200	Refuse collection vhcls having a refusecompres device, 20-24 t, not	29 072	43 608	543 795	846 284
8704233900	Other vans, > 24 t, ckd, diesel	151 900	276 225	1 369 763	2 526 447
8704234100	Refrigerated vans, > 24 t, not ckd,diesel	20 062	30 654	33 383	50 472
8704234300	Tanker vehicles, > 24 t, not ckd, diesel	0	173 785	0	276 527
8704234900	Other vans, > 24 t, not ckd, diesel	1 779 260	3 703 395	7 884 817	16 964 328
8704312900	Other vans, <= 5 t, not ckd,internal combustion piston engine	735 680	911 700	5 009 492	6 192 537
8704328100	Refrigerated vans, > 24 t, not ckd,internal combustion piston engine	32 277	32 277	51 285	51 285
8704328900	Other vans, > 24 t, not ckd, internalcombustion piston engine	6 700	6 700	87 658	87 658
8704909000	Motor vehicles for the transport of good, not ckd	3 515	3 515	155 075	155 075
8705300000	Fire fighting vehicles	102 355	102 355	2 458 578	2 458 578
8705400000	Concrete-mixer lorries	325 532	1 025 565	540 054	2 937 979
8705905000	Street clean vhcl, incl cesspit emptiermobile clinic;spray lorries of a	0	884	0	10 138
8705909000	Other special purpose motor vehicles	134 312	359 456	451 590	974 810
8706001100	Chasis fitted with engines for agri.tractors of subhd 8701.10/8701.1	0	262 828	0	5 406 154
8706001900	Oth chasis fitted with engines for vhcls of heading 8701	4	2 892	849	8 989
8706002000	Chasis fitted with engines for vehicles of heading 8702	74 700	88 700	135 680	195 780
8706004000	Chasis fitted with engines for vehicles of heading 8704	0	113 866	0	2 324 164
8707100000	Bodies for the vehicles of heading 8703	345 093	575 997	1 732 361	2 858 219



**I.3. IMPOR MENURUT KOMODITI / IMPORT BY HS COMMODITY**  
**\*\*\* FEBRUARI / FEBRUARY 2011 \*\*\***

HS	Uraian Komoditi Commodity Description	Berat Bersih / Net Weight (Kg)		Nilai / Value C.I.F (US\$)	
		Bulan ini Current Month	Kumulatif Cum.Jan. to date	Bulan ini Current Month	Kumulatif Cum.Jan. to date
8707901000	Bodies for the vehicles of heading 8701	16	43	445	963
8707909000	Bodies for the vehicles of heading 8702,8704	38 600	99 965	636 300	1 060 424
8708101000	Bumper & parts for vehicles heading 8701	35 520	36 269	59 563	63 329
8708109000	Bumper & parts for vehicles heading 8702;8703;8704; 8705	98 709	219 436	1 118 273	2 187 962
8708211000	Safety seat belt for vehicles 8701	18	28	408	1 514
8708219000	Safety seat belt for vehicles 8702; 8703; 8704; 8705	103 700	205 145	1 006 432	1 766 809
8708291100	Component of door trim assembly for hd8701	2 493	3 273	25 907	51 467
8708291200	Component of door trim assembly for hd8703	92 602	180 513	1 289 110	2 460 042
8708291300	Component of door trim assembly for hd8705/subheading 8704.10	29 306	65 039	231 359	487 028
8708291900	Component of door trim assembly for hd8702 & 8704 (exclucing 8	104 320	170 974	709 016	1 408 141
8708292000	Parts of safety seat belts of heading8701-8705	126 242	228 280	944 273	1 731 998
8708299100	Oth part, access of bodies for agricul.tractors of subhead 8701.10/1	470	3 731	3 114	34 157
8708299200	Oth part, access of bodies for agricul.vehicles of heading 8701	1 100	1 171	6 806	9 497
8708299300	Oth part, access of bodies for agricul.of heading 8703	1 899 463	3 856 170	11 799 724	23 225 577
8708299900	Oth part, access of bodies for agricul.of heading 8702; 8704; 8705	325 889	754 599	3 731 648	8 639 725
8708301000	Brakes,servo-brakes; parts thereof forvehicles of heading 87.01	10 268	28 141	184 398	354 440
8708302000	Brakes,servo-brakes; parts thereof forvehicles of heading 87.03	327 796	696 908	4 598 509	9 198 798
8708309000	Brakes,servo-brakes; parts thereof forvehicles of heading 8702; 87	509 031	876 092	3 431 732	6 217 044
8708401100	Gear boxes, unassembled for vehicles of heading 87.03	409 723	895 397	8 560 244	18 649 247
8708401200	Gear boxes, unassembled for vehicles of subheading 8704.10/head	2 921	5 920	26 987	35 967
8708401900	Gear boxes, unassembled for vehicles of head 8701-8702 & 8704 (e	276 087	442 771	3 567 247	5 456 905
8708402100	Gear boxes, assembled for agri tractorsof subheading 8701.10/870	347	422	13 527	13 676
8708402200	Gear boxes, assembled for oth vehicle of heading 87.01	418	737	12 168	22 007
8708402300	Gear boxes, assembled for vehicle of hd87.03	303 028	550 093	5 712 611	9 430 235
8708402400	Gear boxes, assembled for vehicle of subheading 8704.10/heading	74 745	113 115	321 810	693 358
8708402900	Gear boxes, assembled for vehicles of heading 8702 & 8704 (exlcuc	30 177	36 190	453 264	585 052
8708409000	Parts of gear boxes	210 468	474 222	999 128	1 679 633
8708501100	Drive-axles with differential, unassablfor vehicles of heading 87.03	1 145 283	2 134 635	8 269 209	15 773 303
8708501200	Drive-axles with differential, unassablfor vhcl of subhead 8704.10/	1 843	2 581	38 183	52 844
8708501900	Drive-axles with differential, unassablfor vhcl hd 8701-8702&8704	78 694	152 241	372 302	731 807
8708502100	Drive-axles with differential, assabledfor agri tractor of subhd 8701	56	82	671	723
8708502200	Drive-axles with differential, assabledfor other vehicles of heading	23 387	42 454	521 402	931 273
8708502300	Drive-axles with differential, assabledfor vehicles of heading 87.03	747 708	1 475 403	5 640 891	11 083 472
8708502400	Drive-axles with differential, assabledfor vhcl of subhd 8704.10/hd	43 646	75 661	612 339	1 087 729
8708502900	Drive-axles with differential, assabledfor vhcl of hd 8702,8704 (exl	334 808	642 912	2 526 917	5 563 947
8708509000	Parts of drive-axles with differential,non-driving, axles	181 179	353 678	1 171 081	2 276 724
8708701100	Wheel centre discs and caps for agritractors of subheading 8701.10	2 454	2 904	24 335	33 501
8708701200	Wheel centre disc & cap for oth vehicleof heading 87.01	4 946	37 220	49 944	143 812
8708701300	Wheel centre disc & cap for oth vehicleof heading 87.03	296 493	582 328	1 577 556	2 971 459
8708701400	Wheel centre disc & cap for oth vehicleof subheading 8704.10/hea	184 904	289 002	178 451	353 324
8708701900	Wheel centre disc & cap for oth vehicleof heading 8702 & 8704 (ex	326 051	985 898	616 051	2 102 344
8708709100	Other road wheel for agri tractors of subheading 8701.10/8701.90	0	2 333	0	46 998
8708709200	Other road wheel for oth vehicles of hd87.01	0	52	0	27
8708709300	Other road wheel for vehicles of head87.03	101 113	224 811	711 306	1 323 229
8708709400	Other road wheel for vehicles of subhd8704.10/heading 87.05	2 563	21 124	44 061	198 415
8708709900	Other road wheel for vehicles of head8702 & 8704 (exlcuding 8704	332 319	629 715	724 194	1 340 597
8708801100	Suspension systems for agri tractors of subheading 8701.10/8701.9	993	1 926	27 965	47 868
8708801200	Suspension systems for oth vehicles of heading 87.01	1 638	2 490	41 736	60 537
8708801300	Suspension systems for vehicles of head87.03	131 193	203 412	548 089	927 584
8708801400	Suspension systems for vehicle of sebhd8704.10/heading 87.05	3 473	20 401	42 908	408 669
8708801900	Suspension systems for vehicle of sebhd8702 & 8704 (exlcuding 87	74 696	190 396	403 272	1 049 117
8708809000	Parts of suspension systems (incl shock-absorbers)	299 583	666 533	3 942 885	8 088 087
8708911100	Radiators systems for agri tractors of subheading 8701.10/8701.90	14	14	812	812
8708911200	Radiators for other vehicles of heading87.01	8 677	9 199	49 410	67 326
8708911300	Radiators for vehicles of heading 87.03	77 187	165 991	459 081	906 042
8708911400	Radiators for vehicles of subhd 8704.10or heading 87.05	8 060	10 943	161 575	208 022
8708911900	Radiators for vehicles of heading 87.02,8704 (exlcuding 8704.10)	94 259	178 850	901 182	1 778 040
8708919000	Parts of radiator	173 201	341 486	2 455 368	4 725 300
8708921000	Silencers (mufflers),exhaust pipe; partsfor vehicles of heading 87.0	595	2 601	3 469	56 676
8708922000	Silencers (mufflers),exhaust pipe; partsfor vehicles of heading 87.0	368 571	850 188	4 268 710	10 037 051
8708923000	Silencers (mufflers),exhaust pipe; partsfor vhcl of subhd 8704.10/h	3 299	9 341	61 953	209 869
8708929000	Silencers (mufflers),exhaust pipe; partsfor vhcl of hd 8702,8704 (e)	85 945	190 898	846 616	1 768 912
8708931000	Clutches and parts thereof for agritractors of subhd 8701.10/8701.	248	468	5 453	8 125
8708932000	Clutches, parts thereof for oth vehicleof heading 87.01	281	674	4 837	8 645
8708933000	Clutches, parts thereof for oth vehicleof heading 87.03	284 519	698 967	4 067 385	9 429 206
8708934000	Clutches, parts thereof for vehicles of subheading 8704.10/heading	9 829	13 971	193 594	297 419
8708939000	Clutches, parts thereof for vehicles of heading 8702 & 8704 (exlcud	177 597	360 207	1 036 747	1 988 100
8708941000	Steering wheels with airbag assemblies	9 541	15 201	91 247	142 983
8708949100	Oth steering wheels, columns,boxes foragri. tractors of subhd 8701	275	698	4 592	9 927
8708949200	Oth steering wheels, columns,boxes forother vehicles of heading 8	5 846	7 069	76 686	104 854

**I.3. IMPOR MENURUT KOMODITI / IMPORT BY HS COMMODITY**  
**\*\*\* FEBRUARI / FEBRUARY 2011 \*\*\***

H S	Uraian Komoditi Commodity Description	Berat Bersih / Net Weight (Kg)		Nilai / Value C.I.F (US\$)	
		Bulan ini	Kumulatif	Bulan ini	Kumulatif
		Current Month	Cum.Jan. to date	Current Month	Cum.Jan. to date
8708949300	Oth steering wheels, columns,boxes forvehicles of subheading 87.0	822 796	1 725 009	10 302 749	22 536 632
8708949900	Oth steering wheels, columns,boxes forfor vehicles of head 8702, &	117 825	232 959	1 696 187	3 322 880
8708951000	Safety airbags with inflater system	56 416	114 708	622 479	1 230 642
8708959000	Parts of safety airbags with inflaterssystem	16 983	34 508	606 059	1 233 849
8708991100	Unassembled fuel tank;engine bracket forvehicles of heading 87.0	37 224	66 305	229 529	446 732
8708991200	Unassembled fuel tank;engine bracket forvehicles of heading 87.0	200 719	394 984	1 854 369	3 648 965
8708991900	Unassembled fuel tank;engine bracket forvehicles of head 87.02; &	44 335	84 439	424 647	707 203
8708999100	Other parts and accesories for agritractors of subhd 8701.10/8701.	5 022	51 737	96 561	1 297 537
8708999200	Other parts,acces for other vehicles ofheading 87.01	16 447	21 791	587 550	768 904
8708999300	Other parts,acces for other vehicles ofheading 87.03	4 218 465	9 249 538	40 368 304	81 406 068
8708999900	Other parts,acces for other vehicles ofheading 87.02, 8704, 8705	3 531 318	6 906 532	26 755 876	52 007 288
8709110000	Electrical vehicles	86	863	181	3 707
8709190000	Non elect work truck,self-propelled,notfitted with lift/handl equip,	44 674	138 503	163 281	682 679
8709900000	Part of work trucks,self-propelled, notfitted with lift/handl equip, i	808	18 680	37 187	133 713
8710000000	Tanks, other armoured fighting vehicles,motorised, with weapons/	13 424	17 369	860 246	874 780
8711101100	Motorcycle,incl moped,scooters, recipoint combust piston engine	7 843	18 121	32 816	67 425
8711109100	Motorcycle,incl moped,scooters, recipoint combust piston engine	4 329	8 237	13 287	25 666
8711109900	Other motorcycles, recipro int pistonengine < 50 cc, not ckd	1 808	1 808	4 619	4 619
8711201010	Motocross motorcycles, with recipoint combust pist engine, 50-2&	11 814	11 814	32 250	32 250
8711201090	Motocross motorcycles, with recipro intcombust pist engine, 50-2&	11 518	11 518	293 666	293 666
8711202100	Motorcycles, scooters, with recipro intcombust piston engine, 50 -	18 034	18 034	160 816	160 816
8711202200	Motorcycles, scooters, with recipro intcombust piston engine, 125	5 319	5 319	9 941	9 941
8711202300	Motorcycles, scooters, with recipro intcombust piston engine, 150	21 362	42 724	134 400	268 800
8711203000	Other motorcycles, recipro int pistonengine, 50 -250 cc, ckd	3 168	6 833	1 041	2 215
8711204100	Motorcycles, scooters, with recipro intcombust piston engine, 50-1	22 105	54 522	384 465	942 290
8711204200	Motorcycles, scooters, with recipro intcombust piston engine, 125-	110 363	336 305	669 301	1 989 433
8711204300	Motorcycles, scooters, with recipro intcombust piston engine, 150-	272 760	376 148	1 685 061	2 372 528
8711204400	Motorcycles, scooters, with recipro intcombust piston engine, 200-	358 250	567 428	6 165 786	9 777 103
8711209000	Other motorcycles, recipro int pistonengine, 50 -250 cc, not ckd	490	7 858	1 313	87 617
8711401090	Motocross motorcycles, with recipro intcombust pist engine, 500-&	0	464	0	10 900
8711402000	Other motorcycles, recipro int pistonengine, 500 -800 cc, ckd	0	120	0	19 537
8711409000	Other motorcycles, recipro int pistonengine, 500 -800 cc, not ckd	1 251	2 115	46 423	141 048
8711502000	Other motorcycles, recipro int pistonengine, > 800 cc, ckd	3 253	4 663	42 656	64 042
8711509000	Other motorcycles, recipro int pistonengine, > 800 cc, not ckd	874	3 164	31 371	113 297
8711909000	Other motorcycles, not ckd	2 301	3 038	56 800	74 750
8712001000	Racing bicycles	547	15 126	4 261	243 136
8712002000	Bicycles designed to be ridden bychildren	884 383	2 408 442	819 917	2 048 649
8712003000	Other bicycles	1 163 215	2 228 389	1 504 473	2 461 302
8712009000	Other cycles	1 575 376	2 794 989	1 959 676	3 979 481
8713100000	Carriages for disabled persons, notmechanically propelled	12 423	31 585	39 196	118 003
8713900000	Carriages for disabled persons,mechanically propelled	50 371	113 901	122 826	287 678
8714110000	Saddles of motorcycles (incl. mopeds)	3 117	13 232	22 382	84 478
8714190010	Clutch assembly of motorcycles(incl. mopeds)	114 941	235 790	1 544 410	3 199 885
8714190020	Gear assembly of motorcycles(incl. mopeds)	172 335	348 985	672 605	1 243 962
8714190030	Spokes/nipples of motorcycles(incl. mopeds)	4 016 531	8 823 282	25 504 368	51 414 719
8714190040	Oth part & acces, for motorcycles ofsubheading, 8711.10, 8711.20/	416 635	776 459	317 782	462 435
8714190090	Oth part & acces, for motorcycles ofsubheading, 8711.30, 8711.40/	1 506 264	3 633 181	1 989 053	4 795 573
8714201900	Castors of a dia(incl. tyres) > 250 mmthat the wheel width > 30 mn	3 189	4 282	18 095	24 498
8714209000	Other parts of carriages for disabledpersons	2 063	9 304	4 124	22 437
8714911000	Frames & forks for bicycles of subhead8712.00.20	219 597	408 639	627 773	1 163 331
8714919000	Oth parts of forks	169 608	461 675	895 053	3 106 320
8714921000	Wheel rims and spokes for bicycles ofsubheading 8712.00.20	127 402	271 540	341 288	747 060
8714929000	Other wheel rims and spokes	167 355	266 755	452 179	1 112 358
8714931000	Hubs,(exlc coaster brake hub, hub brake,free/sprocket-wheel), bic	11 274	38 567	26 066	121 766
8714939000	Oth hub, (exlc coaster braking hub, hubbrake, free/sprocket-wheel	132 883	248 534	598 275	1 266 354
8714941000	Brakes,(incl coast brake hub,hub brake)for bicycles of subheading &	74 670	164 417	174 987	451 972
8714949000	Oth brakes, (incl coaster braking hubs,hub brakes)	271 032	494 939	894 082	2 089 329
8714951000	Saddles for bicycles of subhd 8712.00.20	31 174	74 055	39 608	84 423
8714959000	Other saddles	102 854	198 446	164 309	457 071
8714961000	Pedals and crank-gear,& parts thrf forbicycles of subheading 8712.	24 110	47 457	23 197	43 465
8714969000	Other pedals and crank-gear,& parts thrf	188 779	398 681	425 343	1 079 902
8714991000	Parts & accessories of bicycle of subhd8712.00.20	20 227	130 607	126 535	610 194
8714999000	Parts & accessories of vehicle of head87.11 to 87.13. (exlc. 8712.00	2 727 984	6 251 598	10 601 438	26 962 255
8715000000	Baby carriages, trailers, semi-trailers,oth vhcl, not mechanically prc	196 942	385 344	434 464	931 225
8716100000	Trailers & semi-trailers of the caravantype, for housing/camping	0	42	0	444
8716200000	Self-loading/self-unloading trailers &semi-trailers for agricultural p	0	2 349	0	15 591
8716310000	Tanker trailers,tanker semi-trailers forthe transport of goods	5 060	72 077	64 500	424 480
8716394000	Agricultural trailers and semi-trailers	0	126 009	0	703 920
8716399000	Other trailers and semi-trailers for thetransport of goods	0	95 715	0	185 989
8716400000	Other trailers and semi-trailers	156 000	246 005	295 500	1 197 174



**I.3. IMPOR MENURUT KOMODITI / IMPORT BY HS COMMODITY**  
**\*\*\* FEBRUARI / FEBRUARY 2011 \*\*\***

HS	Uraian Komoditi Commodity Description	Berat Bersih / Net Weight (Kg)		Nilai / Value C.I.F (US\$)	
		Bulan ini	Kumulatif	Bulan ini	Kumulatif
		Current Month	Cum.Jan. to date	Current Month	Cum.Jan. to date
9004100000	Sunglasses	38 831	95 756	551 293	851 106
9004901000	Corrective spectacles	32 980	78 530	281 052	622 585
9004902000	Corrective goggles	0	132	0	1 945
9004905000	Protective goggles	506	985	26 759	33 346
9004909000	Other spectacles & goggles	106 108	191 918	597 260	1 048 756
9005100000	Binoculars	368	10 499	1 314	1 869 510
9005809000	Monoculars & oth optical telescopes	9 542	21 681	351 131	409 720
9005901000	Parts&accessories (incl mountings) forastron.cal instr.ex.instrum.f	67	67	801	801
9005909000	Parts&accessories (include mountings)for oth optical telescopes	725	1 479	2 939	7 141
9006101000	Laser photo plotters	28	28	962	962
9006109000	Oth cameras of a kind used forpreparing printing plates/cylinders	4	19	1 594	31 194
9006300000	Cameras specially design for underwater use for aerial survey, mex	51	51	12 368	12 368
9006520090	Other cameras for roll film of a width> 35 mm	0	1 358	0	438 000
9006530090	Cameras of oth. a kind used for rec.doc on microfilm, microfiche	8	8	16	16
9006591000	Lasers photo plotters/imagesetterswith raster image processor	0	947	0	112 000
9006610000	Discharge lamp ("electronic") flashlight	600	2 682	1 960	11 444
9006690000	Oth photographic flashlight apparatus& flashbulbs	3 482	8 730	26 031	41 727
9006911000	Parts & accessories for laser photoplotters of subhd 9006.10.10	14	56	481	1 912
9006913000	Parts & accessories for cameras ofsubhead. 9006.40.00 to 9006.53	26 843	40 298	94 873	173 187
9006919000	Other parts & accessories for cameras	1 252	5 324	7 749	32 043
9006991000	Parts & accessories for photographicflash-light apparatus	10 604	11 840	408 052	435 555
9006999000	Parts & accessories not for photograpflash-light apparatus	1 234	7 855	125 387	374 632
9007190000	Other cinematographic cameras	7 013	9 293	36 369	80 741
9007209000	Oth projectors whether/not incorp.sound recording/reproducing a	566	2 240	1 980	33 193
9007910000	Parts and accessories for cameras	11 653	24 053	100 051	184 532
9007920000	Parts and accessories for projectors	5 025	11 114	724 063	1 297 735
9008300000	Other image projectors	67 688	129 565	280 508	524 786
9008409000	Other photographic enlargers andreducers (other than cinematogr	0	54	0	190
9008901000	Parts and accessories of the goods ofsubheading 9008.20.00	0	1 021	0	3 000
9008909000	Parts and accessories of other imageprojectors	43	695	411	3 411
9010100000	Apparatus and equipment forautomatically developing x-ray film	13 329	20 802	91 192	173 598
9010501000	App. for the projec./drawing of circ.patt.on sensit.substrates for m	3 566	3 624	74 905	75 475
9010509000	Oth app&equip for p.grap (includingcinematographic); negatoscop	46	158	8 581	13 469
9010600000	Projection screens of 300 inchesor more	75 046	167 786	221 202	496 923
9010901000	Parts&acc. for projection screens,/for articels of subheading 9010.	22	22	125	125
9010903000	Parts&acc.of app for the projection/drawing of circuit patt. of PCB/	0	2	0	130
9010909000	Parts & acc.of oth apparatus&equipfor photographics laboratories	73	9 166	2 582	73 829
9011100000	Stereoscopic microscopes	13 770	14 969	461 660	684 432
9011200000	Other microscopes, for photomicrograpcinephotomicrography/mic	13 586	27 895	59 330	532 865
9011800000	Other microscopes	20 938	28 313	1 391 539	1 483 470
9011900000	Parts and accessories of stereoscopicmicroscope	180	259	18 821	25 473
9012100000	Microscopes oth than optical microscopediffraction apparatus	6 842	7 658	39 170	293 411
9012900000	Parts and accessories for microscope	0	319	0	6 115
9013100000	Telescopic sights for fitting to armsperiscopes; telescopes design tr	2	2	589	589
9013200000	Lasers, other than laser diodes	192	195	5 478	14 240
9013801000	Optical error verifications&repairapp.for PCB/PWBs&PCAs	435	675	39 717	43 662
9013802000	Liquid crystal devices	6 041	9 954	653 053	975 618
9013809000	Other devices, appliances&instrumentsof other optical appliances	8 748	21 965	658 143	1 848 457
9013901000	Parts & accessories of goods ofsubheading 9013.20.00	190	219	30 618	30 978
9013909000	Parts&accessories of other goods ofsubheading 90.13	14 952	15 719	123 657	176 733
9014100000	Direction finding compasses	7 407	16 443	34 710	69 192
9014200000	Instrum.&appl.for aeronautical/spacenavigation (other than comp	85	119	32 848	149 715
9014801000	Navig'nal instrum.&appl.used on ships,work with an automatic dat	1 141	20 687	1 417	50 705
9014809000	Other navigationalinstruments&appliances	934	4 404	128 084	853 312
9014901000	Parts&acc.of ships navig'nal instrumwork with an automatic data p	270	637	6 149	12 334
9014909000	Parts&accessories of oth navigationalinstruments&appliances	116 022	116 063	536 407	543 283
9015101000	Rangefinders used in photography&cinematography	0	132	0	365
9015109000	Other rangefinders	6 632	11 759	156 500	220 113
9015200000	Theodolites and tachymeters(tacheometers)	13 924	20 223	85 316	107 116
9015300000	Levels [measuring higher of ground]	12 275	17 061	27 770	61 174
9015400000	Photogrammetrical surveyinginstruments & appliances	558	1 615	1 207	35 070
9015809000	Other instruments&appliancesfor surveying	54 710	146 663	3 053 505	5 950 331
9015900000	Parts&accessories of surveyinginstruments and appliances	301 663	376 274	9 988 716	13 979 795
9016001000	Balances of a sens'vity of 5cg/better,w/without their weights, elec	7 697	16 066	445 436	977 736
9016009000	Balances of a sens'vity of 5cg/better,w/without their weights,not e	29 517	45 849	226 018	292 438
9017101000	Plotters whether i/o units of hd 84.71or drawing/drafting of head	1 910	2 103	101 434	107 571
9017109000	Other drafting tables & machines,whether/not automatic	17 674	42 706	110 988	743 297
9017201000	Rulers	36 440	67 031	73 179	131 812
9017203000	App.for the project/drawing of circ.patt.on sens'zed subs's for mfc.	84	88	3 031	3 766
9017204000	Photo plotters for the manufacture ofPCB/PWBs	3	3	137	137

**I.3. IMPOR MENURUT KOMODITI / IMPORT BY HS COMMODITY**  
**\*\*\* FEBRUARI / FEBRUARY 2011 \*\*\***

H S	Uraian Komoditi Commodity Description	Berat Bersih / Net Weight (Kg)		Nilai / Value C.I.F (US\$)	
		Bulan ini	Kumulatif	Bulan ini	Kumulatif
		Current Month	Cum.Jan. to date	Current Month	Cum.Jan. to date
9017209000	Other drawing, marking-out/mathematical calculating instruments	68 958	122 508	106 507	253 008
9017300000	Micrometers, callipers and gauges	81 248	105 654	1 164 935	2 102 300
9017800000	Other instruments micrometerscallipers&gauges	192 676	418 859	417 787	1 627 147
9017902000	Parts&acc.of app.for the project/drwgof circ.patt.on sens.subs'tes	666	704	8 769	50 629
9017903000	Parts&acc.of photo plotters for themanufac. of PCB/PWBs	0	2	0	67
9017909000	Parts and accessories of otherinstruments	3 143	4 980	51 268	125 541
9018110000	Electro-cardiographs	54	612	14 389	69 827
9018120000	Ultrasonic scanning apparatus	5 252	8 011	848 444	1 213 478
9018130000	Magnetic resonance imagingapparatus	15 078	15 105	1 722 256	1 726 757
9018140000	Scintigraphic apparatus	4 095	5 237	233 250	503 429
9018190000	Other electro-diagnostic apparatus	42 488	61 288	1 431 226	2 937 787
9018200000	Ultra-violet/infra-red ray apparatus	4	12	211	406
9018311000	Disposable syringes	75 709	181 521	523 267	1 227 084
9018319000	Other syringes, with/without needles	10 939	55 954	544 745	1 105 469
9018320000	Tubular metal needles and needles for sutures	30 607	86 166	272 743	696 980
9018391000	Oth. catheters	17 886	64 880	335 934	699 104
9018392000	Oth.tubular metal needles and needlesfor sutures	1 318	4 189	31 226	85 721
9018399000	Other instruments and appliances,used in dental science	171 970	668 768	3 275 473	6 021 340
9018490000	Oth.dental drill eng.,whether/not comb.on a single bs with oth der	5 089	13 133	32 802	52 397
9018500000	Other ophthalmicinstruments&appliances	948	4 001	227 820	359 291
9018902000	Intravenous administration set (adult)	22 026	54 560	369 358	716 298
9018903000	Electronic instruments and appliances	11 556	24 898	167 583	487 371
9018909000	Other instruments&appliances inmedical	511 218	1 051 948	2 853 588	8 998 728
9019101000	Electr. mechano-therapy appl.massageapparatus	16 940	49 841	172 696	637 967
9019109000	Oth. electr. mechano-therapy appl.massage app.	71 865	121 971	498 664	729 461
9019200000	Ozone therapy,oxygen therapy, aerosoltherapy, artificial respiratic	10 024	57 946	223 733	844 035
9020000000	Oth breathing appl.&gas masks, excl.protec.masks having neith. m	16 493	44 816	701 295	1 270 953
9021100000	Orthopaedic/fracture appliances	7 197	15 078	51 285	97 781
9021210000	Artificial teeth	808	809	2 204	2 209
9021390000	Other artificial joints	9	9	11 328	11 328
9021400000	Hearing aids, excluding parts andaccessories	23	3 294	18 602	8 358 970
9021500000	Pacemakers for stimulating heartmuscles,excluding parts&access	6	786	17 861	22 042
9021900000	Oth appl.which are worn/carried/implanin the body,to comp'ate fr	7 199	19 678	30 737 053	38 075 020
9022120000	Computed tomography apparatus	8 935	15 770	903 559	1 463 759
9022130000	Oth. computed tomography apparatusfor dental use	609	977	26 821	51 296
9022140000	Oth. computed tomography apparatusfor medical, surgical/veterir	12 013	29 431	912 569	1 932 400
9022191000	X-ray app for the physical inspectionof solder joints on PCB/PWB a	77	2 586	66 050	251 380
9022199000	X-ray apparatus for other uses	1 073	12 671	75 671	595 741
9022210000	Alpha,beta/gamma radiations app for medic.surgical,dental/veterir	2 010	4 164	20 475	34 463
9022290000	Alpha, beta/gamma radiationsapparatus for other uses	396	1 325	211 500	347 678
9022300000	X-ray tubes for medical, surgical,/veterinary uses	118	118	14 748	14 748
9022901000	Parts&acc.of x-ray app f the physicalinspec.of solder joints on PCAs	1 177	1 748	306 861	464 663
9022909000	Parts & accessories for other x-ray,alpha,beta/gamma radiations a	3 134	11 038	52 668	213 791
9023000000	Instrum. app.&models,for demonstra'nalpurp.(exam. in education.	24 336	54 575	2 425 632	3 705 193
9024101000	Machines and appliances for testingmetals, electrically operated	8 970	16 479	286 535	407 645
9024109000	Machines and appliances for testingmetals, non-electrically operat	6 505	9 511	149 865	364 246
9024801000	Machines & appliances for testingother material, electrically opera	26 345	35 155	830 242	1 355 541
9024809000	Machines &appliances for testing othermaterial, non-electrically o	3 366	8 741	84 428	484 512
9024901000	Parts&acc. for elec. operated machinesand appliances for testing r	6 807	12 056	286 583	692 636
9024902000	Parts&acc.for non-elect'ly operatedmachines&appl. for testing ma	428	504	41 611	44 091
9025110000	Thermometers&pyrometers not combinedwith oth instruments, li	4 287	10 878	224 232	268 205
9025191000	Thermometers&pyrometers not combinedwith oth instruments, el	5 475	24 066	222 852	831 787
9025192000	Thermometers&pyrometers not combinedwith oth instruments, ni	750	1 144	15 185	36 898
9025801000	Temperature gauges for motor vehicles	1 539	2 605	18 878	47 828
9025802000	Oth. temperature gauges for motor vehic.electrical	5 910	41 343	183 522	561 710
9025803000	Oth. temperature gauges for motor vehic.non electrical	1 662	14 474	33 857	88 249
9025901000	Parts and accessories for electricallyoperated instruments	23 958	30 280	339 957	445 865
9025902000	Parts & accessories for non-electrically operated instruments	1 532	6 253	40 030	100 331
9026101000	Level gauges for motor vehicleselectrically operated	9 072	15 068	163 380	260 263
9026102000	Level gauges for motor vehicles notelectrically operated	7 729	15 340	101 192	187 865
9026103000	Oth measur/checking the flow/level ofliquids instrum.,elec.oprt	37 382	59 884	1 360 820	2 668 423
9026109000	Oth measur/checking the flow/level ofliquids instrum.,not elec.op	19 148	37 653	415 856	810 854
9026201000	Presure gauges for motor vehicles,electrically operated	15 397	31 608	416 848	836 524
9026202000	Pressure gauges for motor vehicles,not electrically operated	5 381	15 650	98 135	229 607
9026203000	Other measuring/checking pressureinstruments, electrically opera	27 487	67 012	819 706	2 006 965
9026204000	Other measuring/checking pressureinstruments, not electrically op	24 743	43 180	317 906	1 072 398
9026801000	Oth instruments/app. for measuring, electrically operated	46 803	297 694	1 592 831	3 426 151
9026802000	Oth instruments/app. for measuring,not electrically operated	23 328	49 046	439 598	863 475
9026901000	Parts&acc. for electrically operatedinstruments and apparatus	35 224	65 588	1 296 449	2 824 132
9026902000	Parts&acc.for nn-electrically operatedinstruments and apparatus	5 287	24 859	174 266	436 306



**I.3. IMPOR MENURUT KOMODITI / IMPORT BY HS COMMODITY**  
**\*\*\* FEBRUARI / FEBRUARY 2011 \*\*\***

HS	Uraian Komoditi Commodity Description	Berat Bersih / Net Weight (Kg)		Nilai / Value C.I.F (US\$)	
		Bulan ini Current Month	Kumulatif Cum.Jan. to date	Bulan ini Current Month	Kumulatif Cum.Jan. to date
9032202000	Manostats, not electrically operated	1 516	2 690	13 077	26 185
9032810000	Hydraulic/pneumatic regulating/ctrlinginstruments and apparatus	6 303	11 342	176 099	320 744
9032891000	Instru.&app.fitt.with anautomatic dataprocess.mach. for controll t	630	6 761	23 677	150 060
9032892000	Automatic instrum.&app.for controllingchem./electro-chem.soluti	464	761	30 304	38 096
9032893100	Automatic regulating voltage units(stabilizers)	246 442	491 324	1 028 520	1 444 598
9032893900	Oth automatic regulating/controllinginstrum.&app., electrically op	27 485	261 580	2 241 071	5 290 123
9032899000	Oth automatic regulating/controllinginstrum.&app.not electrically	161 860	321 052	4 571 782	7 959 726
9032901000	Parts and accessories of goods ofsubheading 9032.89.10	132	492	30 790	59 088
9032902000	Parts and accessories of goods ofsubheading 9032.89.20	21	35	5 135	6 449
9032903000	Parts and accessories of other goods,electrically operated	26 727	49 170	462 993	794 313
9032909000	Parts and accessories of other goods,not electrically operated	36 065	89 829	1 378 374	3 423 819
9033001000	Parts&acc. for machines,appl.,instrum.of chapter 90 for elect'ly op	96 791	122 377	803 374	1 453 013
9033002000	Parts&acc. for mach.appl.,instrum.ofchap. 90 for not electrically o	14 191	38 423	237 659	532 671
9101110000	Elec'ly wrist-watches,whether/not withastopwatch fac'ty,wi mech.	0	2 149	0	1 401
9101190000	Elec'ly wrist-watches,whether/not withastopwatch facility,with oth	1 270	22 318	18 023	98 377
9101290000	Oth wrist-watches,whether/not withastop-watch fac'ty,w non autc	0	4 508	0	7 895
9101910000	Other wrist-watches, electricallyoperated	1	1	113	113
9101990000	Other wrist-watches, not electricallyoperated	6 355	12 797	35 622	68 667
9102110000	Elec'ly wrist-watches oth head 91.01,wh'er/not w astop.w. fact,w/	4 183	8 485	253 681	528 082
9102120000	Elec'ly wrist-watches oth head 91.01,w/nw a s.watch fac'ty,w op-e	102	102	7 599	7 599
9102190000	Elec.ly wrist-watches othh91.0,whether/not w/astopwatch fact,w.	81 346	277 692	256 058	761 257
9102210000	Oth wrist-watches oth h91.01, whether/nt with a s.watch fac'ty,w/	0	16	0	3 308
9102290000	Oth wrist-watches oth h91.01, whether/nt w/a s.watch fac'ty,w/n.	27 396	106 198	303 113	844 956
9102911000	Stop-watches, electrically operated	1 616	8 005	100 137	169 614
9102919000	Other wrist-watches oth head 91.01,electrically operated	4 609	9 301	65 994	105 999
9102990000	Other wrist-watches oth head 91.02,electrically operated	85 420	142 876	149 054	303 650
9103100000	Clocks with watch movements, excludingclocks ofh91.04.,electrica	0	366	0	327
9103900000	Clocks with watch movements, excludingclocks ofh91.04.,not elec'	806	1 454	3 780	7 560
9104001000	Instrument panel clocks & clocks of asimilar type, for vehicles	4 460	8 575	378 839	783 252
9104009000	Instrument panel clocks & clocks of asimilar type, for spacecraft	0	15	0	283
9105110000	Alarm clocks, electrically operated	4 175	17 794	26 123	141 869
9105190000	Alarm clocks,not electrically operated	16 537	35 822	57 808	96 468
9105210000	Wall clocks, electrically operated	20 328	50 558	126 770	253 349
9105290000	Wall clocks, not electrically operated	13 777	35 276	14 537	78 313
9105910010	Marine and similar chronometers(oth. than clocks of heading 91.0	0	10	0	8 705
9105910090	Oth. Clocks, electrically operated	0	172	0	496
9105990090	Oth. Clocks, not electrically operated	2 796	3 213	13 990	16 563
9106100000	Time-registers; time-recorders	4 605	12 009	23 390	65 055
9106900000	Oth time record.&intervals of time appw/clock/watch move./with	22 762	55 479	212 854	451 484
9107000000	Time switches with clock/watchmovement/with synchronous mot	7 127	20 651	159 031	417 911
9108190000	Other watch movements, complete &assembled, electrically opera	1 833	1 833	8 302	8 302
9109110000	Clock movements of alarm clocks,compl.and assembled, electricall	0	2 701	0	8 252
9109190000	Clock movements of oth clocks, compl.&assembled, electrically op	3 586	6 224	12 150	38 180
9109900000	Clock movements, complete andassembled, not electrically operat	5 724	6 801	13 500	19 150
9110110000	Complete movements, unassem./partlyassem.(movement sets) of	4 704	6 995	10 861	39 034
9110900000	Oth. compl/incomplete movements,unassem.or assembled (move	2 867	4 198	16 470	21 232
9111800000	Other watch cases	4 834	8 144	13 283	22 360
9111900000	Parts of watch cases	19	33	507	861
9112200000	Clock cases and cases of a similartype for other goods of this chapt	1 236	10 219	5 914	34 990
9112900000	Part of clock cases&cases of a similartype for other goods of this cf	86	169	884	2 883
9113200000	Watchstraps,watch bands& bracelets,of base metal,wheth/not gol	574	2 372	7 248	28 208
9113900000	Other watchstraps, watch bands &watch bracelets	18 504	54 824	96 110	289 094
9114100000	Springs, including hair-springs ofclock/watch	7	7	97	97
9114200000	Jewels of clock/watch	183	183	7 045	7 045
9114300000	Dials of clock/watch	5 598	7 070	9 493	19 847
9114400000	Plates and bridges of clock/watch	0	270	0	749
9114900000	Other parts of clock/watch	34 513	80 733	140 749	314 740
9201100000	Upright pianos	9 403	272 769	16 721	280 473
9201200000	Grand pianos	2 186	4 832	7 915	12 525
9201900000	Oth pianos,including automatic pianos;harpsichords&oth keybrd st	49 130	75 779	144 936	192 609
9202100000	String musical instruments playedw/a bow	1 119	8 491	5 841	31 169
9202900000	Other string musical instrumentsplayed	23 614	50 587	151 657	329 331
9205100000	Brass-wind instruments	229	358	1 110	3 878
9205901000	Keyboard pipe organ; harmonium & similarkeyboard instrum with	0	29 767	0	87 758
9205909000	Oth. keyboard pipe organs, harmoniumswith free metal reeds	50 858	73 648	102 446	182 494
9206000000	Percussion musical instruments(foexp, drm,xylophones,cymbals,c	42 801	95 475	216 251	400 860
9207100000	Keyboard instruments, other thanaccordions	11 663	40 970	167 019	556 871
9207900000	Oth musical instruments,the sound isproduc/must be amplified,ele	21 772	35 627	143 484	231 922
9208100000	Musical boxes	8 249	19 418	41 481	82 328
9208901000	Decoy calls, call horns &other mouthblown sound signalling instrur	3 149	3 746	9 116	10 403

**I.3. IMPOR MENURUT KOMODITI / IMPORT BY HS COMMODITY**  
**\*\*\* FEBRUARI / FEBRUARY 2011 \*\*\***

HS	Uraian Komoditi Commodity Description	Berat Bersih / Net Weight (Kg)		Nilai / Value C.I.F (US\$)	
		Bulan ini	Kumulatif	Bulan ini	Kumulatif
		Current Month	Cum.Jan. to date	Current Month	Cum.Jan. to date
9208909000	Oth musical instruments not falling within any oth heading of this c	4 000	6 206	23 224	30 656
9209300000	Musical instrument strings	8 798	27 893	266 798	560 223
9209911000	Strung backs, keyboards and metal frames for upright pianos	181 858	390 946	1 248 652	2 657 493
9209919000	Other parts and accessories for pianos	481 644	845 418	4 058 164	7 953 342
9209920000	Parts & accessories for the musical instruments of heading 92.02	105 320	190 995	1 582 187	2 935 203
9209940000	Parts & accessories for the musical instruments of heading 92.07	139 482	279 469	2 010 452	4 290 837
9209990000	Parts & accessories for other musical instruments	83 939	145 140	4 093 993	6 256 977
9301110000	Artillery weapons (for example, guns, howitzers & mortars), self-pr	0	59	0	625
9301190000	Artillery weapons (for ex. guns, howitzer & mortars), not self-propell	97	84 197	170	20 963 767
9301200000	Rocket launchers; flame-throwers; grenadelaunchers; torpedo tub & sir	46	46	22 660	22 660
9301900000	Oth military weapons, o than revolvers, pistols & the arms of headir	20	20	3 708	3 708
9302000000	Revolvers and pistols, other than those of heading 93.03/93.04.	30	204	2 971	16 838
9303309000	Oth sporting/target-shooting rifles	66	146	4 301	8 384
9303900000	Oth firearms & sim. device which operate by the firing of an explosiv	9	30 686	392	148 562
9304001000	Air guns, not exceeding 7 kg	1	1	36	36
9304009000	Oth arms (for example, spring, air/gas guns & pistols), excl. those of h	210	210	4 489	4 489
9305219000	Shotgun barrels of other shotguns	13	13	837	837
9305999000	Parts and accessories of other arms	783	783	20 985	20 985
9306210000	Cartridges for shortgun and air gun	0	5 616	0	2 880
9306290000	Parts of cartridges, gun pellets	6	48 188	400	990 232
9306302000	Cartridges for riveting/similar tool or for captive-bolt humane kille	703	703	20 682	20 682
9306900000	Other cartridges, missiles and similar munitions of war & parts ther	2 168	4 240	4 662 541	5 065 525
9307000000	Swords, cutlasses, bayonets, lances & similar arms & parts thereof & sc	0	53	0	3 352
9401100000	Seats of a kind used for aircraft, convertible into beds	403	466	4 454	19 448
9401200000	Seats of a kind used for motor vehicles, convertible into beds	123 295	221 940	803 232	1 393 130
9401300000	Swivel seats with variable height adjustment	302 973	690 758	1 054 761	2 186 999
9401400000	Seats other than garden seats/camping	14 811	23 689	58 564	79 372
9401510090	Other seats of rattan	25	2 829	1 089	9 819
9401590000	Other seats of bamboo/rattan	0	263	0	2 755
9401610000	Upholstered	108 554	447 464	363 313	1 276 021
9401690000	Other upholstered	60 592	222 635	160 990	512 985
9401710000	Other seats, with metal frames, upholstered	267 956	756 845	882 022	2 440 598
9401790000	Other seats, with metal frames, not upholstered	267 721	828 872	648 973	1 793 804
9401801000	Baby walkers	15 966	29 357	38 599	92 029
9401809000	Other seats	144 290	359 232	401 010	920 049
9401901010	Parts of aircraft seats of plastics	0	1 560	0	75 930
9401901090	Oth parts of aircraft seats of plastics	388	669	2 767	8 419
9401902000	Parts of baby walkers	0	1 641	0	1 952
9401909100	Parts of seats of goods of subheading 9401.20.00/9401.30.00	495 037	907 271	4 209 808	7 600 808
9401909910	Oth. of goods of subheading of plastic 9401.20/9401.30	145 011	253 919	377 734	625 636
9401909990	Oth. of goods of subheading 9401.20/9401.30	496 885	1 113 371	2 401 941	5 056 313
9402101000	Dentists' chairs	24 756	45 619	258 574	432 674
9402103000	Barbers' and hairdressers' chairs and parts	14 909	41 637	43 840	132 818
9402109000	Other dentists, hairdressers & barbers chairs and part thereof	31 912	42 030	187 609	211 434
9402901000	Furntr. designed for medical, surgical/veterinary surg. purp. & parts t	9 035	44 961	149 519	582 330
9402909000	Oth. furntr. design for medical, surgical/veterinary surg. purp. & part:	61 630	132 107	915 263	2 000 971
9403100000	Mtl furniture of a kind used in office	78 412	393 274	248 767	822 060
9403200000	Other metal furniture	901 411	2 120 429	1 758 690	4 056 098
9403300000	Wooden furniture of a kind used in offices	275 049	1 012 799	351 081	1 139 036
9403400000	Wooden furniture of a kind used in the kitchen	41 376	156 153	84 988	258 504
9403500000	Wooden furniture of a kind used in the bedroom	477 231	1 937 412	769 182	3 090 649
9403600000	Other wooden furniture	622 348	2 208 341	891 812	2 762 295
9403700000	Furniture of plastics	48 266	129 353	124 603	374 588
9403810010	Bedroom, dining room/living room sets of rattan	24	24	628	628
9403810020	Bedroom, dining room/living room sets of other materials	112	16 472	461	17 427
9403810040	Fume cupboards for use in medical laboratories	925	1 153	24 931	26 350
9403810090	Other furniture of bamboo or rattan	5 324	24 229	4 103	35 800
9403890010	Bedroom, dining room/living room sets of other materials	65 571	241 366	99 742	294 195
9403890020	Oth furniture of a kind used in parks, garden/ vestibules	1 221	18 929	520	23 350
9403890030	Fume cupboards for use in medical lab. of cane, osier, bamboo/ simil	0	2 075	0	19 228
9403890090	Other furniture	138 643	280 555	2 200 686	2 470 172
9403900000	Parts of other furniture	311 870	611 247	826 520	1 534 369
9404100000	Mattress supports	21 754	36 215	46 482	76 809
9404210000	Mattresses of cell. rubber/plastics, whether/ not covered	26 661	70 269	76 072	185 408
9404291000	Mattress springs of other materials	7 861	48 796	21 626	186 085
9404299000	Other mattress of other materials	84 103	196 556	112 697	269 775
9404300000	Sleeping bags	587	627	3 892	4 018
9404901000	Quilts, bedspreads and mattress protectors	45 685	57 610	126 723	195 108
9404909000	Other articles of bedding and similar furnishing	38 937	87 080	222 795	470 927
9405102000	Surgical lamps of ceiling/ wall lighting fittings	33	33	536	536



**I.3. IMPOR MENURUT KOMODITI / IMPORT BY HS COMMODITY**  
**\*\*\* FEBRUARI / FEBRUARY 2011 \*\*\***

H S	Uraian Komoditi Commodity Description	Berat Bersih / Net Weight (Kg)		Nilai / Value C.I.F (US\$)	
		Bulan ini Current Month	Kumulatif Cum.Jan. to date	Bulan ini Current Month	Kumulatif Cum.Jan. to date
9405103000	Spotlights of ceiling/wall lighting fittings	216 213	447 722	845 502	1 817 414
9405109000	Oth chandeliers&oth elec ceiling/walllight.fittng,exc.of apublic spa	129 708	299 611	714 974	1 557 683
9405201000	Surgical lamps of electric table,desk,bedside/floor-standing lamps	189	2 057	4 041	118 943
9405209010	Elect. table of spotlights	27 258	82 568	44 357	189 450
9405209090	Oth. elect. table, desk	147 828	310 731	454 255	1 187 346
9405300000	Lighting sets of a kind used forchristmas trees	4 347	5 416	11 141	15 761
9405401000	Surgical lamps, incl. operat lights;pilot lamp assem for elec.-thermi	0	359	0	2 049
9405402000	Searchlights	411	938	9 013	17 627
9405404000	Oth. electr. lamps of spotlights	41 654	88 459	219 236	424 997
9405405000	Street lamps/lanterns	12 730	51 728	134 207	614 833
9405406000	Other exterior lighting, other thanstreet lamps/lanterns	7 855	71 396	60 833	560 997
9405407000	Non-flashing aerodrome beacons;lampsfor railwayloc.aircraft,ship	5 788	10 986	70 376	147 762
9405408000	Pilot lamp assemblies for electrodomestic appliances of heading 8'	1 939	7 380	9 762	48 286
9405409010	Fibreoptic operation headlights	135	306	18 393	19 332
9405409090	Oth electric lamps,including oth eleclamps&lighting fittings of wood	90 798	170 882	554 166	1 410 588
9405501100	Non elect. lamps&flighting fittings -of brass, for religius rites	454	539	1 764	2 571
9405501900	Oth. non elect. lamps&flighting fittings	25 523	34 237	33 830	45 143
9405504010	Hurricane lamps of base metal	66	66	2 836	2 836
9405504090	Other hurricane lamps	59 450	72 363	83 790	106 507
9405509011	Oil lamps of brass, used for relig.rites	0	408	0	591
9405509012	Oil lamps of other base metal,or of wood	4 350	4 350	22 680	22 680
9405509013	Oil lamps of plast, stone, ceramic,-glass	228	228	808	808
9405509090	Other miners lamps & quarrymenlamps	145	1 422	709	4 702
9405601000	Property protection warning signs,street name plates,road&traffic	7 418	16 200	64 115	129 180
9405609090	Other property protection warningsigns	15 112	47 703	152 454	332 499
9405912000	Parts of glass for spotlights	3 425	3 675	7 632	8 180
9405914000	Glass globes and chimneys for otherlamps	156	156	3 931	3 931
9405919000	Parts of glass of other lamps	16 440	21 167	65 157	85 817
9405922000	Parts of plastics for spotlights	35	35	832	832
9405929000	Parts of plastics for other lamps	136 796	455 213	334 699	1 247 709
9405991000	Lampshades of textile materials	26 314	36 049	48 324	82 679
9405999010	Frames for miners/quarrymenlamps	24	1 700	385	32 804
9405999090	Other, for the miners lamps, surgical	190 553	469 403	496 040	1 075 629
9406001000	Greenhouses fitted with mechanical/thermal equipment	4 987	5 442	12 022	16 277
9406009200	Other prefabricated buildings of wood	1 240	1 240	11 005	11 005
9406009400	Other prefabricated buildingsof iron/steel	405 102	1 086 620	1 767 127	3 235 316
9406009900	Other prefabricated buildings of othermaterials	297 898	733 140	904 633	1 852 833
9503001000	Tricycles, scooters, pedal cars andsimilar wheeled toys; dolls carria	245 600	382 737	486 621	841 122
9503002100	Dolls, whether/not dressed	78 332	119 895	233 045	373 159
9503002200	Garments and garments accessories;footwear and headgear	3 630	10 470	47 364	226 763
9503002900	Other garments and garm. accessories;footwear and headgear	24 984	49 870	253 788	913 668
9503003000	Electric trains, includ tracks, signalsand other accessories therefor	30 747	171 574	168 143	652 797
9503004100	Model aircraft assembly kits	1 054	1 654	12 804	18 303
9503004900	Other model aircraft assembly kits	129 331	307 601	833 857	1 715 624
9503005000	Other construction sets&constructionaltoys, of materials other tha	189	3 249	731	7 131
9503006000	Stuffed toys representing animals/non-human creatures, puzzles	51 961	70 429	269 354	439 470
9503007100	Toys of jigsaw/picture puzzles	21 173	26 545	40 063	49 082
9503007900	Other toys of jigsaw/picture puzzles	32 058	202 295	67 389	415 472
9503009100	Numerical, alphabetical/animalblock/cut-outs; word builder sets;	8 523	14 865	41 280	63 126
9503009200	Skipping ropes	353	1 253	765	7 062
9503009300	Marbles	1 054 093	1 328 209	221 613	296 197
9503009900	Other of goods of sub heading95.03.00.9	2 250 343	5 149 786	5 324 322	12 114 506
9504100000	Video games of a kind used with atelevision receiver	139 849	280 609	754 473	1 293 225
9504202000	Tables for billiards of all kinds	391	18 740	2 646	33 113
9504209000	Other articles and accessories forbilliards	4 317	8 735	11 526	21 086
9504300000	Oth games, operated by coins, banknotesbank cards, tokens/by otl	95 648	305 387	436 220	1 190 488
9504400000	Playing cards	172 603	474 263	149 505	420 796
9504901000	Bowling requisites of all kind	342	4 788	380	22 996
9504902000	Darts and parts and accesories of darts	1 631	8 703	3 578	12 553
9504903900	Other tables designed for use withcasino games	0	147	0	949
9504909100	Tables designed for games	0	904	0	2 400
9504909900	Other tables designed for games	5 193	27 466	24 943	151 512
9505100000	Articles for christmas festivities	1 733	2 054	4 633	4 983
9505900000	Festive,carnival/oth entertn.articlesincl conjuring tricks & novelty j	5 840	37 575	49 742	164 677
9506120000	Ski-fastenings (ski-bindings)	1	1	6	6
9506190000	Other snow-ski equipment	15 467	18 748	77 648	87 916
9506290000	Other water-skis, surf-boards,sailboards& oth water-sport equipm	12 111	23 260	40 617	80 821
9506310000	Clubs for golf, complete	3 455	7 580	15 114	28 525
9506320000	Balls for golf	2 537	9 366	6 677	26 948
9506390000	Other golf equipment	5 451	11 621	23 670	49 057

**I.3. IMPOR MENURUT KOMODITI / IMPORT BY HS COMMODITY**  
**\*\*\* FEBRUARI / FEBRUARY 2011 \*\*\***

HS	Uraian Komoditi Commodity Description	Berat Bersih / Net Weight (Kg)		Nilai / Value C.I.F (US\$)	
		Bulan ini	Kumulatif	Bulan ini	Kumulatif
		Current Month	Cum.Jan. to date	Current Month	Cum.Jan. to date
9506401000	Tables tennis	50 145	121 387	78 733	164 944
9506409000	Oth articles & equip for table-tennis	42 123	75 768	142 896	283 734
9506510000	Art. & equip. for lawn tennis racketswhether/not strung	4 655	9 201	45 837	254 079
9506590000	Oth. art.&equip. for lawn tennis rackets	37 496	69 779	147 803	317 441
9506610000	Lawn-tennis balls	117	4 670	506	13 729
9506620000	Inflatable balls	23 098	41 739	87 043	177 948
9506690000	Other balls, other than golf balls &table-tennis balls	6 099	9 181	21 953	26 314
9506700000	Ice skates and roller skates, incl.skating boots with skates attached	9 717	23 433	38 269	102 135
9506910000	Artic.&equip. for general physicsexercise, gymnastics/athletics	539 170	959 764	1 791 019	3 179 484
9506993000	Nets, cricket pads, shinguards andsimilar articles	8 512	10 036	74 805	94 050
9506995010	Shuttlecocks	8 320	15 013	68 202	87 527
9506995090	Other articles and equipment for sportbut badminton	14 885	49 942	58 574	170 920
9506999000	Oth articles&equipment for oth sports;swimming pools&padding	9 329	36 417	45 701	124 694
9507100000	Fishing rods	94 681	151 003	226 770	404 248
9507200000	Fish-hooks, whether/not snelled	32 021	81 092	101 196	242 455
9507300000	Fishing reels	57 709	96 049	235 255	341 559
9507900000	Other fishing rods, hooks,/reels	25 308	40 002	77 807	130 689
9508900000	Roundabouts,swings,shooting galleries&oth fairgrnd amus.; trave.	193 478	249 452	752 426	1 417 890
9601901000	Worked mother-of pearl/tortoise-shell & articles of the foregoing	0	141	0	77 533
9602001000	Gelatin capsules for pharmaceuticalproducts	8 561	8 968	180 137	199 381
9602002000	Cigar/cigarette cases, tobacco jars andhousehold ornamental artic	646	1 779	3 454	6 622
9602009000	Oth worked veget./minrl carving matrl&artic.ofthese matrls:ofwax,	1 049	4 204	10 456	60 310
9603101000	Brushes consisting of twigs/othersvegetable material bound togattl	89 117	200 555	164 023	378 742
9603102000	Brooms consisting of twigs/othersvegetable material bound togattl	38 043	124 082	52 530	194 579
9603210000	Tooth brushes, including dental-platebrushes	68 198	276 506	594 266	1 938 205
9603290000	Shaving brushes, hair brush, nail brush, eyelash o. toilet brush for us	29 312	69 605	123 617	293 568
9603300000	Artists' brushes, writing brush&similarbrushes for the applic.ofcosl	27 297	48 626	127 443	315 032
9603400000	Paint, d istemper, varnish/similarbrushes ; paint pads and rollers	502 865	805 297	770 248	1 186 210
9603500000	Other brushes constituting parts ofmachines, appliances/vehicles	78 660	134 470	248 890	547 048
9603901000	Prepared knots and tufts forbroom/brush making	3 552	9 021	25 190	28 577
9603902000	Hand-operated mechanical floorsweepers, not motorised	22 906	67 104	82 451	187 997
9603904000	Other brushes	215 491	454 250	339 445	681 521
9603909200	Parts for goods of subheading 9603.90.20	8 272	9 298	20 289	24 516
9603909900	Parts for goods of oth than subheading9603.90.10	163 691	346 965	584 503	1 146 229
9604001000	Hand sieves and hand riddles of metal	36	561	264	3 733
9604009000	Hand sieves and hand riddles of othermaterial	7 186	10 132	27 185	47 451
9605001000	Travel sets for personal toilet	0	3 059	0	312 293
9605009000	Travel sets for sewing/shoe/clothes cleaning	3 285	5 011	11 787	24 605
9606100000	Press-fasteners, snap-fasteners andpress-studs and parts therefor	29 182	95 740	504 476	1 500 482
9606210000	Buttons of plastics, not covered withtextile	118 036	308 502	1 958 807	4 932 374
9606220000	Buttons of base metal, not coveredwith textil	100 087	210 387	1 132 636	3 099 787
9606290000	Buttons of other material	78 190	227 572	659 178	1 844 059
9606300000	Button moulds&other parts of buttons;button blanks	10 811	29 989	121 131	296 409
9607110000	Slide fasteners fitted with chainscoops of base metal	71 753	134 361	1 036 650	1 910 321
9607190000	Other slide fasteners	227 425	510 700	2 572 667	5 457 447
9607200000	Parts of slide fasteners	397 679	1 023 665	1 943 887	4 396 902
9608101000	Ball point pens of plastics	58 586	103 850	172 918	315 286
9608109000	Oth. ball point pens of plastics	64 323	206 149	299 664	844 771
9608200000	Felt tipped & other porous-tipped pens& markers	75 831	191 126	220 626	623 808
9608310000	Indian ink drawing pens	0	1 107	0	3 297
9608391000	Fountain pens	80 935	99 263	121 487	160 495
9608399000	Oth. indian ink drawing pens	11 264	83 030	38 370	161 735
9608400000	Propelling/sliding pencils	15 794	31 270	50 920	117 259
9608500000	Sets of articles from two/more of theforegoing subheadings	104 691	171 913	413 712	724 002
9608601000	Refills for ball point pens of plasticscomprising the ball point&ink r	2 480	4 875	16 771	39 660
9608609000	Oth. refills for ball point pens of plstcomprising the ball point&ink r	10 343	34 095	201 856	471 614
9608919000	Pen nibs and nib points of othermaterial	10 947	24 381	430 021	1 163 141
9608991000	Duplicating stylos	0	2 269	0	1 135
9608999000	Penholders, pencil-holders&similarholder parts of the foregoing arti	45 799	105 118	616 900	1 267 198
9609101000	Black pencils	123 534	250 972	208 205	586 033
9609109000	Crayons & other pencils with leadsencased in a rigid sheath	51 570	169 925	55 923	239 347
9609200000	Pencil leads, black/colored	110 559	219 039	321 064	1 124 469
9609901000	Slate pencils for school slates	0	754	0	2 515
9609903000	Pencils & crayons other than those ofsubheading 9609.10.00	19 315	26 053	30 286	42 436
9609909000	Pastels, drawing charcoals, tailors'chalks	74 462	206 870	173 283	449 533
9610001000	School slates	13 348	35 746	31 104	69 599
9610009000	Oth slates&boards, with writing/drawingsurf'es, whethr/not framed	1 694	27 324	11 447	109 163
9611000000	Date, seal/numbering stamps &the like hands operate	40 203	68 717	117 996	267 179
9612101000	Ribbons of textile fabric	13 652	21 805	128 231	222 315
9612109000	Ribbons of other materials	68 784	162 773	792 822	1 552 538

**I.3. IMPOR MENURUT KOMODITI / IMPORT BY HS COMMODITY**  
**\*\*\* FEBRUARI / FEBRUARY 2011 \*\*\***

HS	Uraian Komoditi Commodity Description	Berat Bersih / Net Weight (Kg)		Nilai / Value C.I.F (US\$)	
		Bulan ini Current Month	Kumulatif Cum.Jan. to date	Bulan ini Current Month	Kumulatif Cum.Jan. to date
9612200000	Ink-pads	523	2 338	11 667	17 030
9613101000	Pocket lighters, gas fuelled,non-refillable of plastics	93 437	482 049	491 201	1 398 712
9613109000	Oth. pocket lighters, gas fuelled,non-refillable	4 598	364 564	10 218	371 205
9613201000	Pocket lighters, gas fuelled,refillable of plastics	66 501	80 355	92 316	98 939
9613209000	Oth. pocket lighters, gas fuelled,refillable	4 983	126 706	190 764	391 979
9613801000	Piezo-elect lighters for stoves&ranges	5 716	21 145	9 671	54 604
9613803000	Cigarette lighters/table lighters, oththan of plastics	22	12 739	853	6 008
9613809000	Other lighters	7 508	18 993	134 021	300 430
9613901000	Parts of refilled cartridge/other receptacles	12	285	137	4 649
9613909000	Other parts of lightersother than flints and wicks	38 455	118 412	368 798	1 142 602
9614009000	Oth smoking pipes, cigar.cigaetterholders and parts thereof	404	1 417	7 661	15 098
9615111000	Hair slides and the likeof hard rubbers/plastics	301 561	486 548	575 273	989 540
9615119000	Combs of hard rubbers/plastics	74 968	243 467	218 800	594 540
9615191000	Hair slides and the like of materialother than hard rubbers/plastics	17 178	40 834	52 736	165 881
9615199000	Combs of material other than hardrubbers/plastics	72 925	144 959	153 570	312 890
9615901100	Decorative hair pins of aluminium	53	312	325	2 962
9615901200	Decorative hair pins of iron/steel	121	1 044	1 100	15 340
9615901900	Oth. decorative hair pins	4 928	20 916	16 073	93 422
9615902000	Parts of decorative hair pins	1 435	2 201	3 228	4 513
9615909100	Parts decorative hair pins of aluminium	15 573	22 779	30 851	53 070
9615909900	Oth. parts of decorative hair pins	2 339	3 878	12 239	19 945
9616101000	Sprays of scent and similar toiletsprays	85 705	174 044	681 595	1 457 752
9616102000	Mounts and heads of the sprays	67 891	206 179	275 538	831 001
9616200000	Powder-puffs&pads for the applicationof cosmetics/toilet prepara	27 200	51 377	383 450	648 683
9617001000	Vacuum flasks and other vacuumvessels	159 070	283 990	363 439	705 340
9617002000	Parts of vacuum flasks & oth vacuumvessels other than glass inner	2	150	152	901
9618000000	Tailor' dummies & oth lay figrs;auto-&oth displ.used for shop wind	7 550	46 093	116 526	253 536
9701100000	Paintings, drawings and pastels	12 687	21 171	88 281	137 391
9701901000	Colleges & similar decorative plaquesof cut flower bud,foli/oth par	29	738	121	931
9701909000	Colleges & similar decorative plaquesother than of natural cork	9 639	11 516	36 781	60 082
9702000000	Original engravings, prints andlithographs	1	702	31	946
9703000000	Original sculptures and statuary, inany material	9 271	31 978	12 150	43 022
9706000000	Antiques of an age exceeding onehundred years	3 729	3 729	27 644	27 644
9801101000	Sedan of head 8703 with cylinder cap <1500 cc, incompletely knocl	7 034	58 849	57 240	352 509
9801102000	Oth vhcl of head 8703 with (4x2) systemincompletely knocked dow	3 050 784	6 536 829	36 711 366	74 710 264
9801201000	Vhcls of head 8704 with gross weight<=5 ton, incompletely knocke	693 451	1 265 080	9 652 118	17 528 160
9801202000	Vhcls of head 8704 with 5 ton < grossweight <= 24 ton, incmpltly ki	5 268 188	7 837 057	59 428 589	88 067 027
9801203000	Vhcls of head 8704 with gross weight>24 ton,incmpltly knocked do	2 283 437	4 223 907	26 545 903	49 355 439
9801301000	Vhcls of head 8702 with gross weight<=5 ton, incompletely knocke	58 808	124 825	162 230	321 304
9801302000	Vhcls of head 8702 with 5 tons < grosweight <= 24 ton, incmpltly ki	635 462	1 527 827	6 580 885	14 826 008
9801303000	Vhcls of head 8702 with gross weight> 24 tons, incompletely knock	19 917	360 180	170 370	1 657 338
9802100000	Rotary internal/spark-ignition combustcomprsn-ignition pist engin	272 726	660 711	4 209 293	8 643 849
9802200000	Gear boxes, of incomplete knocked downvehicles	99 729	158 918	2 224 606	3 573 081
9802300000	Drive-axles, of incomplete knocked downvehicles	546 605	1 044 600	2 456 902	4 617 111
<b>TOTAL IMPORT</b>		<b>9 446 513 223</b>	<b>19 188 597 845</b>	<b>11 749 862 451</b>	<b>24 308 556 710</b>

**I.4. IMPOR MENURUT NEGARA ASAL / IMPORT BY COUNTRY OF ORIGIN**  
**\*\*\* FEBRUARI / FEBRUARY 2011 \*\*\***

Country Code	Negara Asal Country of origin	Berat bersih / Net weight (Kg)		Nilai / Value C.I.F (US \$)	
		Bulan ini Current month	Kumulatif Cum. Jan. to date	Bulan ini Current month	Kumulatif Cum. Jan. to date
111	JP Japan	332 286 026	636 872 106	1 406 084 837	2 787 813 105
112	HK Hong Kong	19 133 702	47 601 153	130 093 233	318 689 273
113	KP Korea, Democratic People's Republic	89 102	221 003	299 255	650 267
114	KR Korea, Republic Of	474 490 025	1 056 246 722	720 052 587	1 555 540 926
115	TW Taiwan	167 683 723	301 130 523	253 801 055	549 529 690
116	CN China	712 394 805	1 551 835 439	1 529 301 107	3 357 523 081
117	MN Mongolia	0	4	0	3 342
118	MO Macau	12 258	60 193	131 840	538 744
120	PG Papua New Guinea	903 318	6 377 933	816 563	5 151 286
121	TH Thailand	600 933 287	1 090 961 284	839 128 794	1 541 772 379
122	SG Singapore	1 448 444 562	3 173 953 201	1 783 443 781	3 841 649 333
123	PH Philippines	26 606 823	48 883 503	65 730 071	112 897 494
124	MY Malaysia	398 081 762	1 236 221 555	406 336 959	1 168 920 018
125	MM Myanmar (form. Burma)	3 784 157	5 452 965	3 050 958	4 492 571
126	KH Cambodia	3 659	153 426	154 779	915 923
127	BN Brunei Darussalam	83 942 008	245 926 790	66 280 224	189 430 824
128	LA Lao People's Democratic Republic	1 152	36 791	21 313	150 092
129	NP Nepal	507	1 064	37 540	46 433
131	VN Viet Nam	222 249 414	465 578 453	158 275 874	343 595 245
133	IN India	426 343 522	692 339 837	354 880 398	628 191 147
134	PK Pakistan	7 482 325	16 218 617	11 150 621	26 434 954
135	BD Bangladesh	1 448 397	2 245 772	2 071 033	3 810 584
136	LK Sri Lanka	20 639 359	36 994 833	11 351 120	19 992 145
138	ID Indonesia	3 261 651	6 908 495	10 123 865	22 894 197
141	IQ Iraq	0	1	0	35
142	IR Iran (Islamic Republic Of)	73 554 507	239 851 704	60 475 262	215 719 060
143	SA Saudi Arabia	507 590 371	838 915 767	404 996 545	671 043 903
144	IL Israel	71 871	96 378	478 764	1 030 317
145	KW Kuwait	55 092 086	273 997 628	44 982 796	210 824 200
146	JO Jordan	103 077 308	144 029 657	31 165 981	38 493 725
148	LB Lebanon	30 052	43 114	44 830	90 413
151	YE Yemen	191 889	278 328	317 148	446 894
152	OM Oman	10 091 320	35 866 743	18 735 016	56 512 439
153	SY Syria Arab Republic	72 700	126 759	445 165	736 721
154	TR Turkey	49 936 561	237 064 669	28 532 590	148 351 542
155	AE United Arab Emirates	67 293 184	140 418 604	54 669 079	122 136 328
156	QA Qatar	51 798 925	63 196 598	46 851 288	63 270 889
157	BH Bahrain	4 569 599	9 488 536	5 920 482	12 082 251
158	CY Cyprus	780 920	1 288 793	401 913	557 128
159	OD Oth.west Asia	95	95	1 169	1 169
211	EG Egypt	153 908 537	281 446 561	18 667 930	35 074 555
213	MA Morocco	21 802 252	44 905 116	10 722 459	21 290 450
214	TN Tunisia	773 947	1 584 554	725 285	1 351 505
215	DZ Algeria	9 802	132 463 102	16 662	96 880 072
216	SD Sudan	1 100 634	82 727 344	463 808	58 749 882
219	NA Namibia	1 055 405	1 978 567	514 315	853 075
221	ET Ethiopia	372 857	1 892 320	530 545	1 617 275
222	TZ Tanzania, United Republic Of	22 924	393 447	44 373	814 772
223	MG Madagascar	448 286	1 350 555	653 407	2 305 727
225	KE Kenya	1 131 916	3 940 865	1 058 881	2 883 981
226	RE Reunion	67 328	67 329	39 236	39 349
227	MZ Mozambique	658 600	1 574 807	1 650 737	3 556 866
228	BW Botswana	4	9	126	225
230	TG Toqo	24	719 038	5 724	303 260
231	GH Ghana	680 931	1 511 913	1 160 438	1 503 574
232	LR Liberia	624 495	2 049 130	262 874	848 833
233	GN Guinea	1 180 529	1 488 932	488 608	624 045
234	AO Angola	520 460	708 836	150 905	271 523
235	CG Congo	0	207 840	0	134 829
236	CM Cameroon	75 205	849 008	65 484	1 858 638
237	NG Nigeria	79 055 859	206 394 702	63 152 869	154 489 798
238	SL Sierra Leone	2 692 540	3 595 569	1 191 519	1 589 056
239	GA Gabon	432 590	432 590	131 940	131 940
240	CI Cote D'ivoire	666 629	3 017 474	976 326	4 436 408
241	SN Senegal	2 072 713	3 581 029	993 631	1 656 109
242	MR Mauritania	1 714 080	1 715 365	713 886	729 580
243	ML Mali	203 187	237 113	819 228	907 656
244	BJ Benin	1 575 550	3 099 690	2 788 429	3 384 135
245	BF Burkina Faso	188 726	218 226	523 571	612 020
247	GM Gambia	567 555	877 056	241 332	368 744
248	VI U.s. Virgin Islands	760	772	91 473	92 122
249	SC Seychelles	0	43 200	0	170 640
251	UG Uganda	212 339	621 817	596 243	2 390 622
252	CF Central African Republic	24 184	24 184	75 177	75 177

**I.4. IMPOR MENURUT NEGARA ASAL / IMPORT BY COUNTRY OF ORIGIN**  
**\*\*\* FEBRUARI / FEBRUARY 2011 \*\*\***

Country Code	Negara Asal Country of origin	Berat bersih / Net weight (Kg)		Nilai / Value C.I.F (US \$)	
		Bulan ini Current month	Kumulatif Cum. Jan. to date	Bulan ini Current month	Kumulatif Cum. Jan. to date
253	NE Niger	1 697	1 697	2 950	2 950
254	TD Chad	34 185	34 185	60 857	60 857
255	DJ Djibouti	34 600	34 600	16 089	16 089
256	SH Saint Helena	12	175	102	2 048
257	ST Sao Tome And Principe	0	2	0	59
260	SZ Swaziland	145 764	150 477	771 077	844 261
261	ZA South Africa	73 111 873	137 372 274	70 419 646	138 409 453
262	ZW Zimbabwe	195 699	732 019	519 840	1 989 304
263	ZM Zambia	0	15 089	0	130 360
264	MW Malawi	22 300	141 014	43 262	265 131
265	KM Comoros	0	2	0	83
267	MU Mauritius	787 586	1 239 083	423 412	615 315
298	VG Virgin Islands (british)	40 033	81 481	396 082	746 341
311	AU Australia	671 657 570	1 280 611 101	399 976 553	740 034 552
312	NZ New Zealand	33 794 065	78 806 446	43 931 477	103 011 355
318	FM Micronesia, Federated States Of	0	293	0	844
319	GU Guam	0	301	0	1 126
321	NR Nauru	0	16	0	69
322	NC New Caledonia	7 636	9 854	39 389	79 030
325	VC Saint Vincent And The Grenadines	21 928	100 103	283 756	448 903
328	IO British Indian Ocean Territory	657	1 907	16 306	28 603
331	AS American Samoa	251 742	647 991	1 270 985	1 705 518
333	FJ Fiji	342 780	864 263	383 531	541 682
334	KI Kiribati	3	3	34	34
337	SB Solomon Islands	3 725 000	3 725 000	901 016	901 016
340	CX Christmas Islands	0	278	0	14 986
342	CC Cocos (keeling) Islands	12	126	1 040	1 749
343	TK Tokelau	86	86	1 030	1 030
391	TL East Timor	0	25	0	2 087
411	US United States	526 900 275	1 028 332 870	738 350 824	1 421 832 600
412	CA Canada	201 230 650	443 657 340	120 006 254	263 021 148
421	MX Mexico	4 939 945	7 240 738	21 727 280	46 438 728
422	GT Guatemala	1 839	50 423 663	7 868	35 562 576
423	HN Honduras	145 089	327 710	41 682	105 051
424	NI Nicaragua	2	402	96	2 406
425	PA Panama	68 735	101 681	375 933	762 733
426	CU Cuba	56	98	23 424	41 904
428	SR Suriname	124 940	124 940	73 542	73 542
431	CL Chile	14 927 000	22 673 525	17 802 484	24 786 225
432	VE Venezuela	48 974	53 773	153 671	187 344
433	AR Argentina	168 678 351	307 753 263	87 291 396	155 575 708
434	BR Brazil	452 236 515	680 799 868	169 013 710	333 582 725
435	CO Colombia	1 532 950	1 971 418	1 919 418	3 246 251
436	BO Bolivia	0	168 000	0	109 200
437	UY Uruquay	434 113	1 241 977	431 625	1 183 534
438	PY Paraguay	47 443	347 069	103 585	1 165 046
441	EC Ecuador	256	78 666	2 905	208 306
442	PE Peru	51 615 303	53 812 631	10 196 146	13 826 924
443	GY Guyana	18	18	13 979	13 979
444	TT Trinidad And Tobago	0	128 465	0	58 198
445	BS Bahamas	269 980	559 439	103 672	214 257
446	JM Jamaica	17 900	17 900	8 055	8 055
447	PR Puerto Rico	1 837 737	4 858 405	1 847 551	3 700 635
448	BZ Belize	24 001	24 047	10 082	11 578
449	DO Dominican Republic	1	1 023 961	786	433 098
450	SV El Salvador	6	573	54	1 501
451	CR Costa Rica	1 157	10 007	154 403	380 286
452	HT Haiti	20	25	2 271	4 378
453	BB Barbados	0	209 430	0	79 583
454	AG Antiqua And Barbuda	0	5 910	0	4 568
458	CV Cape Verde	0	11 825	0	4 793
460	DM Dominica	429	489	7 100	8 304
462	GF French Guiana	0	18 843	0	9 469
464	GL Greenland	19 432	38 807	93 187	191 854
466	MQ Martinique	0	229 670	0	59 714
467	AN Netherlands Antilles	10 514	690 315	58 508	4 112 912
468	NF Norfolk Islands	0	13 280	0	75 072
470	SM San Marino	370	375	4 737	5 478
472	GP Guadeloupe	2	3	592	597
511	GB United Kingdom	32 934 870	69 253 837	55 390 919	116 893 061
512	NL Netherlands	18 745 481	37 598 956	44 960 153	89 669 936
513	FR France	25 296 531	56 127 695	178 002 059	292 547 204
514	DE Germany	43 513 386	120 007 761	220 193 071	493 061 941
515	AT Austria	4 007 788	7 965 218	23 624 229	49 448 299

**I.4. IMPOR MENURUT NEGARA ASAL / IMPORT BY COUNTRY OF ORIGIN**  
**\*\*\* FEBRUARI / FEBRUARY 2011 \*\*\***

Country Code	Negara Asal Country of origin	Berat bersih / Net weight (Kg)		Nilai / Value C.I.F (US \$)	
		Bulan ini Current month	Kumulatif Cum. Jan. to date	Bulan ini Current month	Kumulatif Cum. Jan. to date
516	BE Belgium	18 982 380	45 973 478	39 742 570	75 545 935
517	CH Switzerland	7 150 221	11 228 291	38 197 204	83 459 888
518	LU Luxembourg	323 248	335 745	747 257	816 125
520	MC Monaco	678	1 328	12 007	24 772
521	DK Denmark	3 040 685	4 469 252	25 900 951	51 745 295
522	NO Norway	9 297 979	23 802 642	9 770 187	34 158 141
523	SE Sweden	13 229 744	27 936 195	52 212 059	123 668 458
524	FI Finland	3 749 090	10 425 281	18 898 954	46 215 450
525	IE Ireland	1 133 215	3 427 415	5 728 198	10 418 407
526	IT Italy	26 681 678	67 180 736	79 179 730	162 332 925
527	ES Spain	12 032 118	21 903 787	38 968 199	70 837 970
528	PT Portugal	879 430	2 566 601	1 399 525	2 941 168
529	IS Iceland	72 183	142 651	246 376	453 221
530	MS Montserrat	43	43	10 834	10 834
531	GR Greece	9 647 002	21 557 351	8 540 437	16 660 982
533	AD Andorra	1	1	30	30
534	LI Liechtenstein	11	11	49	49
540	CD Democratic Republic Of The Congo	61 498	177 453	143 251	408 787
542	HU Hungary	178 871	420 619	9 742 030	25 558 626
543	PL Poland	1 550 344	2 458 767	4 383 312	9 377 160
544	RO Romania	1 355 468	2 462 991	1 162 780	2 256 146
545	BG Bulgaria	4 842 071	8 080 573	1 739 381	4 333 059
548	AL Albania	50 207	50 290	101 996	107 162
549	AM Armenia	0	1	0	3
550	AZ Azerbaijan	637 682 834	637 682 834	498 446 464	498 446 464
551	BY Belarus	25 348 359	46 871 294	10 688 742	19 705 128
552	KZ Kazakhstan	196 578	345 542	482 085	843 275
553	KG Kyrgyzstan	29 047	76 586	27 591	134 667
554	MD Moldova, Republic Of	176	801	6 963	50 422
555	TJ Tajikistan	291 728	799 879	539 098	1 540 852
556	TM Turkmenistan	48 235	48 235	218 581	218 581
557	UA Ukraine	76 633 039	94 097 671	46 302 352	58 199 652
558	UZ Uzbekistan	42 000	65 000	102 900	173 132
559	LT Lithuania	1 401 023	2 644 205	1 253 602	1 755 499
560	LV Latvia	124 609	146 066	259 493	275 951
561	EE Estonia	202	1 053 573	8 736	806 339
562	GE Georgia	337 630	494 935	166 432	236 731
563	HR Croatia	85 782	160 525	352 496	527 201
564	BA Bosnia And Herzegovina	8 514	32 413	47 527	67 351
565	MT Malta	762	1 504	150 214	524 161
566	SK Slovakia	9 564	125 526	326 973	958 763
567	SI Slovenia	218 515	600 014	1 381 554	2 324 186
568	CZ Czech Republic	1 419 774	1 863 630	5 102 299	8 378 614
570	MK Rep. Of Macedonia	3	1 120	474	21 683
572	RU Russia Federation	106 381 617	351 807 117	75 561 617	225 545 419
<b>TOTAL IMPORT</b>		<b>9 446 513 223</b>	<b>19 188 597 845</b>	<b>11 749 862 451</b>	<b>24 308 556 710</b>

**I.5. IMPOR MENURUT PROPINSI DAN PELABUHAN BONGKAR**  
**IMPORT BY PROVINCE AND PORT OF IMPORTATION**  
**\*\*\* FEBRUARI / FEBRUARY 2011 \*\*\***

Kode	Pelabuhan Bongkar <i>Port of Importation</i>	Berat bersih / <i>Net weight (Kg)</i>		Nilai / <i>Value C.I.F (U.S \$)</i>	
		Bulan ini <i>Current month</i>	Kumulatif <i>Cum. Jan. to date</i>	Bulan ini <i>Current month</i>	Kumulatif <i>Cum. Jan. to date</i>
<b>ACEH</b>		<b>13 817 360</b>	<b>66 967 781</b>	<b>2 033 967</b>	<b>20 250 170</b>
104	IDLSW Lhok Seumawe	44 580	33 465 597	12 486	13 623 567
106	IDLAS Langsa, Sumatra	139 501	139 501	115 036	115 036
117	IDKRU Krueng R. Malahayati	1 001 279	7 751 279	1 285 943	4 556 318
118	IDKLS Kuala Langsa	0	398 404	0	717 127
119	IDLHK Lhok Nga	12 632 000	25 213 000	620 502	1 238 122
<b>SUMATERA UTARA</b>		<b>493 265 662</b>	<b>1 049 240 829</b>	<b>326 094 383</b>	<b>704 759 303</b>
143	IDTPR Tanjung Pura	13 600	13 600	17 000	17 000
144	IDBLW Belawan	455 909 557	957 630 558	304 659 298	658 715 267
145	IDTJB Tanjung Balai Asahan	4 135 535	10 168 927	3 070 843	5 805 943
165	IDPTE Pulau Tello	0	755	0	1 604
166	IDMES Medan / Polonia (u)	101 970	243 339	3 017 549	5 989 822
169	IDKPN Kotapinang, Baru	0	118 650	0	1 337 866
170	IDKTJ Kuala Tanjung	33 105 000	81 065 000	15 329 693	32 891 801
<b>SUMATERA BARAT</b>		<b>46 291 866</b>	<b>167 297 641</b>	<b>44 172 349</b>	<b>121 149 910</b>
191	IDTBY Padang/tl.bayur	46 291 866	167 297 639	44 172 349	121 142 761
192	IDPDG Padang / Tabing (u)	0	2	0	7 149
<b>RIAU</b>		<b>296 652 594</b>	<b>508 333 814</b>	<b>154 417 887</b>	<b>258 221 695</b>
225	IDDUM Dumai	230 090 610	340 383 081	98 568 659	152 986 102
228	IDBLS Bengkalis	437 500	437 500	200 488	200 488
230	IDSPA Selat Panjang	11 786	33 660	6 102	43 472
233	IDPEK Pekanbaru (rumbai)	1 937 682	4 353 474	3 148 546	7 054 396
261	IDPKU Simpang Tiga (u)	2 808	2 893	2 570 726	2 580 540
273	IDPAK Pekanbaru	3 481 534	7 055 797	2 787 615	6 063 920
277	IDBUN Buatn	30 001 344	57 865 517	21 839 744	34 025 806
278	IDPWG Perawang, Sumatra	30 689 330	98 201 892	25 296 007	55 266 971
<b>JAMBI</b>		<b>1 757 060</b>	<b>16 181 983</b>	<b>7 921 433</b>	<b>15 701 603</b>
291	IDKTK Kuala Tungkal	1 370 675	14 028 953	5 992 042	11 561 527
293	IDDJM Jambi	386 385	2 153 030	1 929 391	4 140 076
<b>SUMATERA SELATAN</b>		<b>43 592 776</b>	<b>66 900 537</b>	<b>64 529 029</b>	<b>77 672 517</b>
326	IDPLA Palembang - Plaju	1 352 800	1 352 800	681 811	681 811
334	IDPLM Sm.badaruddin (u)	416	1 251	3 348	53 940
340	IDMRI Musi River/boom Baru	42 239 560	65 546 486	63 843 870	76 936 766
<b>BENKULU</b>		<b>1 817 595</b>	<b>3 083 591</b>	<b>1 610 743</b>	<b>2 649 086</b>
361	IDBKU Bengkulu	1 817 595	3 083 591	1 610 743	2 649 086
<b>LAMPUNG</b>		<b>308 257 332</b>	<b>628 034 742</b>	<b>214 973 346</b>	<b>468 815 857</b>
364	IDKTA Kota Agung	132 092 166	267 589 877	110 004 403	238 109 142
395	IDPJG Panjang	176 165 166	360 444 865	104 968 943	230 706 715
<b>BANGKA BELITUNG</b>		<b>1 830 909</b>	<b>4 935 414</b>	<b>2 812 239</b>	<b>3 922 912</b>
323	IDPGX Pangkal Balam	1 830 909	4 935 414	2 812 239	3 922 912
<b>KEPULAUAN RIAU</b>		<b>341 982 441</b>	<b>647 051 176</b>	<b>696 110 193</b>	<b>1 511 348 700</b>
248	IDTBK Tg Balai Karimun	1 886 318	2 950 795	7 316 662	13 792 826
249	IDPSS Pulau Sambu	0	55 775 224	0	29 978 376
250	IDTAN Tanjung Uban	2 020 723	44 657 150	34 361 566	113 382 054
251	IDTPN Tanjung Pinang	349 344	657 053	859 087	1 139 657
252	IDTER Terempa	0	586 546	0	972 444
258	IDBTU Batu Ampar	142 533 895	285 157 660	340 427 563	715 622 508
260	IDDAS Singkep - Dabo	0	253 020	0	292 743
262	IDTNJ Kijang (u)	2 323	2 323	6 190	6 190
265	IDSKP Sekupang	31 588 394	65 401 952	216 412 111	467 761 010
267	IDKAB Kabil/panau	163 495 695	191 403 967	52 203 674	79 956 107
271	IDBTH Hang Nadim (u)	105 749	205 486	44 523 340	88 444 785
<b>DKI JAKARTA</b>		<b>2 462 903 986</b>	<b>5 311 171 913</b>	<b>5 936 628 774</b>	<b>12 372 998 103</b>
431	IDTPP Tanjung Priok	2 432 343 236	5 249 939 601	5 180 886 853	10 817 590 234
432	IDKLB Kalibaru	22 932 666	44 929 943	10 597 914	26 002 265
433	IDJKT Jakarta / Pasar Ikan	26 631	39 028	190 606	235 904
434	IDCGK Sukarno Hatta (u)	7 533 280	16 110 491	738 479 848	1 515 527 709
436	IDHLP Hlm. Perdana Kusuma	68 173	152 850	6 473 553	13 641 991
<b>JAWA BARAT</b>		<b>140 443 034</b>	<b>487 968 333</b>	<b>95 426 758</b>	<b>357 197 985</b>
463	IDCBN Cirebon/penggun	25 267 343	25 267 343	5 185 289	5 185 289
466	IDBDO Husein Sastranegara	2 116	6 339	7 782	23 593
467	IDBLG Balongan	115 173 339	462 685 180	90 203 062	351 924 442
468	IDBND Bandung(ptt/gd Bage)	236	9 471	30 625	64 661

**I.5. IMPOR MENURUT PROPINSI DAN PELABUHAN BONGKAR**  
**IMPORT BY PROVINCE AND PORT OF IMPORTATION**  
**\*\*\* FEBRUARI / FEBRUARY 2011 \*\*\***

Kode Pelabuhan Bongkar <i>Port of Importation</i>	Berat bersih / <i>Net weight (Kg)</i>		Nilai / <i>Value C.I.F (U S \$)</i>	
	Bulan ini <i>Current month</i>	Kumulatif <i>Cum. Jan. to date</i>	Bulan ini <i>Current month</i>	Kumulatif <i>Cum. Jan. to date</i>
<b>JAWA TENGAH</b>	<b>1 266 442 538</b>	<b>1 980 445 873</b>	<b>996 954 657</b>	<b>1 630 897 455</b>
494 IDTES Tanjung Emas	218 309 506	541 431 425	285 153 632	633 039 197
495 IDCXP Cilacap	1 044 310 778	1 431 562 586	710 419 467	993 678 492
496 IDSRG Achmad Yani (u)	4 723	18 394	86 521	280 214
497 IDSMR Semarang (ptt)	3 817 178	7 425 099	1 279 531	3 668 288
498 IDSOC Jebres/adi Sumarmo	353	8 369	15 506	231 264
<b>D I YOGYAKARTA</b>	<b>3 420</b>	<b>6 012</b>	<b>307 132</b>	<b>530 973</b>
531 IDJOG Adi Sucipto (u)	3 420	6 012	307 132	530 973
<b>JAWA TIMUR</b>	<b>1 653 859 620</b>	<b>3 595 343 511</b>	<b>1 316 049 836</b>	<b>2 902 650 648</b>
561 IDTUB Tuban	267 089 492	771 048 616	204 247 714	621 322 871
562 IDGRE Gresik	235 607 672	462 406 265	88 673 853	171 388 004
563 IDTPE Tanjung Perak	1 139 415 877	2 349 086 919	971 631 086	2 027 280 972
567 IDBJU Banyuwangi	10 930 832	10 930 832	23 297 041	23 297 041
587 IDSUB Surabaya /juanda (u)	541 995	1 317 046	27 080 052	57 406 136
588 IDSUR Surabaya (ptt)	273 631	553 712	803 562	1 639 096
591 IDMAD Madiun / Iswahyudi	121	121	316 528	316 528
<b>BANTEN</b>	<b>1 133 347 341</b>	<b>2 149 435 433</b>	<b>682 882 671</b>	<b>1 420 707 491</b>
461 IDMRK Merak	374 920 169	979 865 470	352 469 624	856 867 731
471 IDTLN Tanjung Leneng	3 588 177	5 598 032	10 417 320	13 758 984
473 IDC GD Cigading	754 838 995	1 163 971 931	319 995 727	550 080 776
<b>B A L I</b>	<b>119 729 771</b>	<b>209 000 324</b>	<b>108 889 427</b>	<b>193 528 310</b>
613 IDBOA Benoa/loloan	119 566 054	197 940 315	102 952 403	166 518 674
618 IDCBW Celukan Bawang	0	10 680 346	0	14 479 703
620 IDDPS Ngurah Rai (u)	163 717	379 663	5 937 024	12 529 933
<b>NUSA TENGGARA BARAT</b>	<b>8 288 798</b>	<b>20 387 453</b>	<b>30 600 630</b>	<b>61 063 838</b>
655 IDBMU Bima	3 508 798	11 757 453	29 701 990	58 273 073
660 IDLEM Lembar	0	3 850 000	0	1 892 125
663 IDBDS Badas Sumbawa	4 780 000	4 780 000	898 640	898 640
<b>NUSA TENGGARA TIMUR</b>	<b>23 900 974</b>	<b>23 900 974</b>	<b>12 286 400</b>	<b>12 286 400</b>
681 IDKOE Kupang / El-tari (u)	974	974	251 250	251 250
685 IDWGP Waingapu	23 900 000	23 900 000	12 035 150	12 035 150
<b>KALIMATAN BARAT</b>	<b>17 542 521</b>	<b>30 896 197</b>	<b>13 782 941</b>	<b>24 884 236</b>
714 IDPON Pontianak	9 672 643	18 543 679	7 137 510	14 171 130
721 IDKDW Kendawangan	7 028 953	10 310 433	6 563 956	9 665 982
722 IDPNK Supadio (u)	85	85	4 275	4 275
723 IDTKA Telok Air	0	1 201 160	0	965 649
724 IDSTT Sintete	209 280	209 280	11 095	11 095
726 IDENT Entikong	631 560	631 560	66 105	66 105
<b>KALIMANTAN TENGAH</b>	<b>2 871 672</b>	<b>3 050 846</b>	<b>1 157 533</b>	<b>3 691 047</b>
744 IDKUM Kumai	8 000	187 174	183 385	2 716 899
746 IDSMQ Sampit	2 863 668	2 863 668	973 848	973 848
750 IDPPS Pulang Pisau	4	4	300	300
<b>KALIMANTAN SELATAN</b>	<b>200 568 953</b>	<b>355 259 664</b>	<b>220 386 468</b>	<b>358 498 503</b>
771 IDBAN Banjarmasin	22 155 473	39 360 736	62 156 149	91 391 960
773 IDKTB Kotabaru	178 413 480	315 898 928	158 230 319	267 106 543
<b>KALIMANTAN TIMUR</b>	<b>683 803 346</b>	<b>1 446 640 634</b>	<b>606 344 223</b>	<b>1 226 507 524</b>
803 IDBPP Balikpapan	593 944 231	1 322 566 244	503 074 827	1 073 545 317
805 IDSRD Samarinda	29 966 818	38 481 020	23 062 730	30 385 246
809 IDNNX Nunukan	9 200 084	24 000 084	83 580	149 403
813 IDTSG Tanjung Sangata	50 418 344	61 075 605	64 027 164	90 244 345
814 IDBPN Sepinggian (u)	273 869	517 681	16 095 922	32 183 213
<b>SULAWESI UTARA</b>	<b>4 672 180</b>	<b>11 176 692</b>	<b>5 588 266</b>	<b>27 680 964</b>
835 IDBIT Bitung	4 672 180	11 176 692	5 588 266	27 680 964
<b>SULAWESI TENGAH</b>	<b>3 850 000</b>	<b>4 853 627</b>	<b>1 994 300</b>	<b>3 251 309</b>
867 IDPSJ Posso	0	1 003 627	0	1 257 009
877 IDPAT Pantoloan	3 850 000	3 850 000	1 994 300	1 994 300
<b>SULAWESI SELATAN</b>	<b>107 908 156</b>	<b>230 364 957</b>	<b>96 040 804</b>	<b>191 397 537</b>
892 IDPAP Pare-pare	4 045 028	8 065 035	2 699 196	5 142 893
893 IDUJU Ujungpandang	50 417 584	150 466 147	60 584 928	139 438 814
897 IDMLI Malili, Sulawesi	53 431 730	71 800 261	32 345 786	46 117 188



**I.5. IMPOR MENURUT PROPINSI DAN PELABUHAN BONGKAR**  
**IMPORT BY PROVINCE AND PORT OF IMPORTATION**  
**\*\*\* FEBRUARI / FEBRUARY 2011 \*\*\***

Kode	Pelabuhan Bongkar <i>Port of Importation</i>	Berat bersih / <i>Net weight (Kg)</i>		Nilai / <i>Value C.I.F (U S \$)</i>	
		Bulan ini <i>Current month</i>	Kumulatif <i>Cum. Jan. to date</i>	Bulan ini <i>Current month</i>	Kumulatif <i>Cum. Jan. to date</i>
904	IDUPG Hasanuddin (u)	0	41	0	2 332
907	IDSQR Soroako	13 814	33 473	410 894	696 310
	<b>SULAWESI TENGGARA</b>	<b>1 330 000</b>	<b>1 330 000</b>	<b>688 474</b>	<b>688 474</b>
922	IDKDR Kendari	1 330 000	1 330 000	688 474	688 474
	<b>GORONTALO</b>	<b>2 725 735</b>	<b>2 725 735</b>	<b>1 569 645</b>	<b>1 569 645</b>
841	IDGOR Gorontalo	2 725 735	2 725 735	1 569 645	1 569 645
	<b>MALUKU</b>	<b>27 284 110</b>	<b>60 235 924</b>	<b>23 101 957</b>	<b>51 147 544</b>
946	IDAMB Ambon	27 279 056	60 041 493	23 080 093	50 975 506
949	IDLUV Tual	5 054	194 431	21 864	172 038
	<b>MALUKU UTARA</b>	<b>3 544</b>	<b>16 930 229</b>	<b>9 653</b>	<b>30 088 831</b>
942	IDTTE Ternate	3 544	16 872 935	9 653	30 037 494
943	IDLAB Labuha Maluku	0	57 294	0	51 337
	<b>PAPUA BARAT</b>	<b>1 548 045</b>	<b>1 548 045</b>	<b>4 401 966</b>	<b>4 401 966</b>
971	IDSOR Sorong	1 548 045	1 548 045	4 401 966	4 401 966
	<b>PAPUA</b>	<b>34 219 884</b>	<b>87 897 961</b>	<b>80 094 367</b>	<b>248 396 174</b>
980	IDTIM Amamapare	34 219 884	80 294 566	80 094 367	242 789 605
983	IDDJJ Jayapura / Sentani	0	7 603 395	0	5 606 569
	<b>TOTAL IMPORT</b>	<b>9 446 513 223</b>	<b>19 188 597 845</b>	<b>11 749 862 451</b>	<b>24 308 556 710</b>

**I.6 IMPOR KOMODITI MENURUT NEGARA ASAL / IMPORT BY COUNTRY OF ORIGIN  
DAN LIMA GOLONGAN BARANG (SITC) UTAMA / AND FIVE MAJOR SITC COMMODITY GROUP  
\*\* FEBRUARI / FEBRUARY 2011 \*\***

Negara Asal/SITC/Uraian Golongan Barang <i>Country of Origin/SITC/group Description</i>	Berat Bersih / <i>Net Weight (Kg)</i>		Nilai CIF / <i>CFI Value (US\$)</i>	
	Bulan ini <i>Current month</i>	Kumulatif <i>Cum. Jan to date</i>	Bulan ini <i>Current month</i>	Kumulatif <i>Cum. Jan to date</i>
<b>JAPAN</b>				
782 Motor Vehicle For The Transportation Of Goods	12 762 226	24 449 215	137 625 143	253 675 792
723 Civil Engineering And Contractor Plants And Equipments/parts	12 438 672	24 555 493	83 012 256	176 232 657
673 Flat Rolled Products, Not Clad	89 392 836	170 153 901	78 978 816	148 665 669
784 Parts And Accessories Of The Motor Vehicles	5 298 177	9 756 584	72 469 757	135 727 678
713 Internal Combustion Piston Engines And Parts	4 172 514	7 779 150	67 012 150	125 217 170
LAINNYA	208 221 601	400 177 763	966 986 715	1 948 294 139
<b>SUB TOTAL</b>	<b>332 286 026</b>	<b>636 872 106</b>	<b>1 406 084 837</b>	<b>2 787 813 105</b>
<b>HONG KONG</b>				
764 Telecommunication Equipments And Parts	743 508	1 596 447	33 962 546	69 279 532
652 Cotton Fabrics, Woven	854 651	2 587 998	9 387 481	28 719 386
655 Knitted Or Crocheted Fabrics	777 473	2 407 833	8 863 412	25 566 628
776 Thermionic, Cold Cathode, And Photo Cathode Valves/tubes	243 962	534 270	11 392 795	23 448 853
772 Electrical Apparatus For Making And Breaking Electrical Circ	320 031	579 618	8 684 035	19 144 912
LAINNYA	16 194 077	39 894 987	57 802 964	152 529 962
<b>SUB TOTAL</b>	<b>19 133 702</b>	<b>47 601 153</b>	<b>130 093 233</b>	<b>318 689 273</b>
<b>KOREA, DEM. PEOPLE'S REP.</b>				
776 Thermionic, Cold Cathode, And Photo Cathode Valves/tubes	2 016	2 463	193 552	243 183
575 Other Plastics In Primary Forms	43 200	86 400	75 168	148 608
572 Polimers Of Styrene In Primary Forms	0	40 000	0	124 000
598 Miscellaneous Chemical Products	0	28 000	0	47 600
724 Textile/leather Machinery And Parts	0	46	0	21 381
LAINNYA	43 886	64 094	30 535	65 495
<b>SUB TOTAL</b>	<b>89 102</b>	<b>221 003</b>	<b>299 255</b>	<b>650 267</b>
<b>KOREA, REPUBLIC OF</b>				
334 Petroleum Products, Refined	259 013 774	626 987 545	212 267 356	483 310 526
764 Telecommunication Equipments And Parts	775 646	1 662 359	59 847 572	108 880 417
673 Flat Rolled Products, Not Clad	65 620 334	141 068 497	45 964 923	99 836 711
655 Knitted Or Crocheted Fabrics	3 388 766	7 566 666	35 956 159	77 448 593
232 Synthetic Rubber Latex, Synthetic/reclaimed Rubber	9 004 911	16 717 057	26 949 046	48 051 474
LAINNYA	136 686 594	262 244 598	339 067 531	738 013 205
<b>SUB TOTAL</b>	<b>474 490 025</b>	<b>1 056 246 722</b>	<b>720 052 587</b>	<b>1 555 540 926</b>
<b>TAIWAN</b>				
673 Flat Rolled Products, Not Clad	20 300 494	52 380 738	14 898 476	38 984 464
655 Knitted Or Crocheted Fabrics	1 327 997	2 715 361	11 838 696	24 622 355
653 Fabrics, Woven, Of Man-made Fibres	1 081 149	2 306 141	12 123 212	23 548 019
657 Special Yarns, textile Fabrics	1 826 000	3 541 289	10 711 986	21 141 386
776 Thermionic, Cold Cathode, And Photo Cathode Valves/tubes	37 991	204 394	10 097 086	21 059 823
LAINNYA	143 110 092	239 982 600	194 131 599	420 173 643
<b>SUB TOTAL</b>	<b>167 683 723</b>	<b>301 130 523</b>	<b>253 801 055</b>	<b>549 529 690</b>
<b>CHINA</b>				
764 Telecommunication Equipments And Parts	5 313 395	12 303 851	183 849 331	424 154 374
752 Automatic Data Processing Machines And Their Units	3 059 886	5 161 108	109 737 413	198 179 360
652 Cotton Fabrics, Woven	3 728 977	9 391 800	42 303 403	104 252 676
057 Fruit And Nut; Fresh Or Dried	37 029 899	102 005 546	31 927 986	88 670 787
778 Electrical Machinery And Apparatus	5 704 605	14 362 837	32 335 025	80 024 899
LAINNYA	657 558 043	1 408 610 297	1 129 147 949	2 462 240 985
<b>SUB TOTAL</b>	<b>712 394 805</b>	<b>1 551 835 439</b>	<b>1 529 301 107</b>	<b>3 357 523 081</b>
<b>MONGOLIA</b>				
776 Thermionic, Cold Cathode, And Photo Cathode Valves/tubes	0	3	0	2 751
695 Tools For Used In The Hand Or In Machines	0	1	0	591
LAINNYA	0	0	0	0
<b>SUB TOTAL</b>	<b>0</b>	<b>4</b>	<b>0</b>	<b>3 342</b>
<b>MACAU</b>				
651 Textile Yarns	12 164	59 928	117 879	517 294
844 Women's Coats/jackets, Knitted	31	53	5 743	9 364

**I.6 IMPOR KOMODITI MENURUT NEGARA ASAL / IMPORT BY COUNTRY OF ORIGIN  
DAN LIMA GOLONGAN BARANG (SITC) UTAMA / AND FIVE MAJOR SITC COMMODITY GROUP  
\*\* FEBRUARI / FEBRUARY 2011 \*\***

Negara Asal/SITC/Uraian Golongan Barang <i>Country of Origin/SITC/group Description</i>	Berat Bersih / <i>Net Weight (Kg)</i>		Nilai CIF / <i>CFI Value (US\$)</i>	
	Bulan ini <i>Current month</i>	Kumulatif <i>Cum. Jan to date</i>	Bulan ini <i>Current month</i>	Kumulatif <i>Cum. Jan to date</i>
842 Women's Coats/jacket, Not Knitted	27	27	5 232	5 232
841 Men's Coats/jackets, Not Knitted	0	113	0	2 991
772 Electrical Apparatus For Making And Breaking Electrical Circ	7	7	1 336	1 336
LAINNYA	29	65	1 650	2 527
<b>SUB TOTAL</b>	<b>12 258</b>	<b>60 193</b>	<b>131 840</b>	<b>538 744</b>
<b>PAPUA NEW GUINEA</b>				
282 Waste And Scrap Metal Of Iron/steel	693 754	5 645 910	279 816	2 087 307
072 Cocoa	75 000	495 000	226 665	1 549 259
792 Aircraft And Associated Equipments And Parts	0	1 174	0	997 880
292 Crude Vegetable Materials	1 690	1 690	219 000	219 000
223 Oil Seeds Use For Extraction Of Other Fixed Vegetable Oils	0	1 130	0	150 327
LAINNYA	132 874	233 029	91 082	147 513
<b>SUB TOTAL</b>	<b>903 318</b>	<b>6 377 933</b>	<b>816 563</b>	<b>5 151 286</b>
<b>THAILAND</b>				
781 Passengger Motor Cars	12 342 093	16 529 569	136 908 543	183 720 972
042 Rice	100 652 998	257 825 148	55 450 302	146 141 804
784 Parts And Accessories Of The Motor Vehicles	7 638 094	15 416 364	65 040 529	127 704 953
061 Sugar, Molasses, And Honey	71 465 900	135 833 886	53 714 400	103 127 769
713 Internal Combustion Piston Engines And Parts	2 623 179	5 165 000	38 726 247	74 500 964
LAINNYA	406 211 023	660 191 317	489 288 773	906 575 917
<b>SUB TOTAL</b>	<b>600 933 287</b>	<b>1 090 961 284</b>	<b>839 128 794</b>	<b>1 541 772 379</b>
<b>SINGAPORE</b>				
334 Petroleum Products, Refined	1 120 732 386	2 529 255 248	983 320 612	2 212 644 484
511 Hydrocarbon And Their Halogenated, Nitrated Derivatives	58 759 477	97 256 838	78 710 587	126 370 406
776 Thermionic, Cold Cathode, And Photo Cathode Valves/tubes	441 455	1 065 446	48 067 161	105 976 269
772 Electrical Apparatus For Making And Breaking Electrical Circ	1 142 759	2 461 530	43 207 069	95 612 762
793 Ships, Boats, And Floating Structures	14 503 873	32 167 859	60 018 435	78 596 413
LAINNYA	252 864 612	511 746 280	570 119 917	1 222 448 999
<b>SUB TOTAL</b>	<b>1 448 444 562</b>	<b>3 173 953 201</b>	<b>1 783 443 781</b>	<b>3 841 649 333</b>
<b>PHILIPPINES</b>				
776 Thermionic, Cold Cathode, And Photo Cathode Valves/tubes	20 491	53 781	6 644 633	14 646 722
764 Telecommunication Equipments And Parts	14 844	27 633	6 893 335	8 644 642
748 Transmission Shafts And Cranks	287 793	536 040	4 094 094	7 346 154
282 Waste And Scrap Metal Of Iron/steel	14 427 043	22 480 600	4 831 307	7 258 389
288 Non-ferrous Base Metal Waste And Scraps	873 271	973 534	5 526 567	6 075 737
LAINNYA	10 983 381	24 811 915	37 740 135	68 925 850
<b>SUB TOTAL</b>	<b>26 606 823</b>	<b>48 883 503</b>	<b>65 730 071</b>	<b>112 897 494</b>
<b>MALAYSIA</b>				
334 Petroleum Products, Refined	52 591 282	406 570 319	46 546 828	313 753 796
333 Petroleum Oil, Crude	0	132 720 180	0	91 117 260
512 Alcohols,phenols,phenol-alcohols And Their Halogenated	25 102 143	47 519 848	18 287 020	36 424 787
741 Heating And Cooling Equipments And Parts	832 297	3 004 778	8 820 141	32 699 018
776 Thermionic, Cold Cathode, And Photo Cathode Valves/tubes	972 669	2 355 902	14 621 990	31 235 752
LAINNYA	318 583 371	644 050 528	318 060 980	663 689 405
<b>SUB TOTAL</b>	<b>398 081 762</b>	<b>1 236 221 555</b>	<b>406 336 959</b>	<b>1 168 920 018</b>
<b>MYANMAR</b>				
054 Vegetables, Fresh, Chilled, Frozen Or Simply Preserved	2 698 200	4 008 240	2 401 187	3 499 347
035 Fish, Dried Salted Or In Brine; Smoked Fish	552 579	882 525	412 348	651 847
044 Maize, Unmilled	495 000	495 000	126 500	126 500
899 Other Miscellaneous Manufactured Articles	239	1 096	31 229	78 188
871 Optical Instrument And Apparatus	1 591	1 591	41 531	41 531
LAINNYA	36 548	64 513	38 163	95 158
<b>SUB TOTAL</b>	<b>3 784 157</b>	<b>5 452 965</b>	<b>3 050 958</b>	<b>4 492 571</b>
<b>CAMBODIA</b>				
231 Natural Rubber Latex;natural Rubber And Similar Natural Gums	0	118 080	0	492 394
845 Articles Of Apparel	2 289	5 365	108 623	201 301

**I.6 IMPOR KOMODITI MENURUT NEGARA ASAL / IMPORT BY COUNTRY OF ORIGIN  
DAN LIMA GOLONGAN BARANG (SITC) UTAMA / AND FIVE MAJOR SITC COMMODITY GROUP  
\*\* FEBRUARI / FEBRUARY 2011 \*\***

Negara Asal/SITC/Uraian Golongan Barang <i>Country of Origin/SITC/group Description</i>	Berat Bersih / <i>Net Weight (Kg)</i>		Nilai CIF / <i>CFI Value (US\$)</i>	
	Bulan ini <i>Current month</i>	Kumulatif <i>Cum. Jan to date</i>	Bulan ini <i>Current month</i>	Kumulatif <i>Cum. Jan to date</i>
893 Article Of Plastics	0	24 183	0	109 542
851 Footwears	344	2 297	17 314	59 070
843 Men's Coats/jackets, Knitted	641	964	22 592	26 023
LAINNYA	385	2 537	6 250	27 593
<b>SUB TOTAL</b>	<b>3 659</b>	<b>153 426</b>	<b>154 779</b>	<b>915 923</b>
<b>BRUNEI DARUSSALAM</b>				
333 Petroleum Oil, Crude	80 281 990	241 598 980	64 887 969	187 685 288
512 Alcohols,phenols,phenol-alcohols And Their Halogenated	2 978 060	2 978 060	1 091 757	1 091 757
282 Waste And Scrap Metal Of Iron/steel	681 940	1 345 630	293 234	555 392
679 Tubes, Pipes, Hollow Profile, Pipe Fitting Of Iron/steel	0	3 091	0	46 450
723 Civil Engineering And Contractor Plants And Equipments/parts	0	299	0	40 945
LAINNYA	18	730	7 264	10 992
<b>SUB TOTAL</b>	<b>83 942 008</b>	<b>245 926 790</b>	<b>66 280 224</b>	<b>189 430 824</b>
<b>LAO PEOPLE'S DEM. REP.</b>				
893 Article Of Plastics	0	33 540	0	121 195
655 Knitted Or Crocheted Fabrics	1 150	1 150	21 305	21 305
699 Manufactures Of Base Metals	0	2 099	0	7 584
845 Articles Of Apparel	2	2	8	8
LAINNYA	0	0	0	0
<b>SUB TOTAL</b>	<b>1 152</b>	<b>36 791</b>	<b>21 313</b>	<b>150 092</b>
<b>NEPAL</b>				
659 Floor Coverings	267	267	35 185	35 185
642 Paper And Paperboard Cut To Size/shape And Article Of Papers	240	796	2 355	11 243
851 Footwears	0	1	0	5
LAINNYA	0	0	0	0
<b>SUB TOTAL</b>	<b>507</b>	<b>1 064</b>	<b>37 540</b>	<b>46 433</b>
<b>VIET NAM</b>				
042 Rice	140 050 360	332 607 944	72 537 995	172 024 038
674 Flat Rolled Products, Clad Or Plated	9 836 098	18 586 037	10 311 975	19 502 453
673 Flat Rolled Products, Not Clad	10 278 892	22 280 651	7 835 904	16 851 779
764 Telecommunication Equipments And Parts	96 116	161 361	8 807 499	15 063 939
611 Leathers	209 164	517 531	3 135 843	7 324 850
LAINNYA	61 778 784	91 424 929	55 646 658	112 828 186
<b>SUB TOTAL</b>	<b>222 249 414</b>	<b>465 578 453</b>	<b>158 275 874</b>	<b>343 595 245</b>
<b>INDIA</b>				
511 Hydrocarbon And Their Halogenated, Nitrated Derivatives	32 691 117	46 629 230	48 058 115	66 412 072
334 Petroleum Products, Refined	70 812 379	72 031 525	62 363 640	64 023 906
764 Telecommunication Equipments And Parts	145 786	344 366	22 043 447	51 179 458
081 Feeding Stuff For Animals	60 813 353	104 045 766	24 057 700	41 638 660
044 Maize, Unmilled	91 465 030	123 613 828	25 345 147	34 077 174
LAINNYA	170 415 857	345 675 122	173 012 349	370 859 877
<b>SUB TOTAL</b>	<b>426 343 522</b>	<b>692 339 837</b>	<b>354 880 398</b>	<b>628 191 147</b>
<b>PAKISTAN</b>				
263 Cotton	730 152	1 971 612	2 488 184	6 567 759
057 Fruit And Nut; Fresh Or Dried	3 774 104	4 816 902	2 552 444	3 249 842
034 Fish, Fresh, Chilled Or Frozen	1 416 018	4 172 175	1 044 951	3 081 858
611 Leathers	61 619	91 034	1 648 390	2 792 366
652 Cotton Fabrics, Woven	128 487	299 413	997 587	2 595 457
LAINNYA	1 371 945	4 867 481	2 419 065	8 147 672
<b>SUB TOTAL</b>	<b>7 482 325</b>	<b>16 218 617</b>	<b>11 150 621</b>	<b>26 434 954</b>
<b>BANGLADESH</b>				
651 Textile Yarns	258 000	750 000	376 800	1 115 320
658 Made-up Articles, Wholly/chiefly Of Textile Materials	384 378	494 844	409 607	523 109
673 Flat Rolled Products, Not Clad	501 870	501 870	401 496	401 496
845 Articles Of Apparel	5 056	7 584	250 911	378 483
542 Medicaments, Including Veterinary Medicaments	503	2 706	137 221	272 465
LAINNYA	298 590	488 768	494 998	1 119 711
<b>SUB TOTAL</b>	<b>1 448 397</b>	<b>2 245 772</b>	<b>2 071 033</b>	<b>3 810 584</b>

**I.6 IMPOR KOMODITI MENURUT NEGARA ASAL / IMPORT BY COUNTRY OF ORIGIN  
DAN LIMA GOLONGAN BARANG (SITC) UTAMA / AND FIVE MAJOR SITC COMMODITY GROUP  
\*\* FEBRUARI / FEBRUARY 2011 \*\***

Negara Asal/SITC/Uraian Golongan Barang <i>Country of Origin/SITC/group Description</i>	Berat Bersih / <i>Net Weight (Kg)</i>		Nilai CIF / <i>CIF Value (US\$)</i>	
	Bulan ini <i>Current month</i>	Kumulatif <i>Cum. Jan to date</i>	Bulan ini <i>Current month</i>	Kumulatif <i>Cum. Jan to date</i>
<b>SRI LANKA</b>				
046 Meal And Flour Of Wheat And Flour Of Meslin	20 394 500	36 572 000	9 814 172	17 251 054
792 Aircraft And Associated Equipments And Parts	22 000	22 000	500 000	500 000
651 Textile Yarns	3	58 517	2	392 034
625 Rubber Tyre, tyre Cases, tyre Treads, inner Tubes, And Tyre Fla	76 070	92 837	253 752	273 772
845 Articles Of Apparel	3 058	5 840	123 839	243 106
LAINNYA	143 728	243 639	659 355	1 332 179
<b>SUB TOTAL</b>	<b>20 639 359</b>	<b>36 994 833</b>	<b>11 351 120</b>	<b>19 992 145</b>
<b>INDONESIA</b>				
851 Footwears	102 427	224 783	1 076 696	2 358 280
772 Electrical Apparatus For Making And Breaking Electrical Circ	22 739	45 728	885 424	1 924 130
752 Automatic Data Processing Machines And Their Units	5 103	37 670	529 299	1 814 385
675 Flat Rolled Products And Alloy Steels	976 774	1 783 452	842 785	1 539 890
764 Telecommunication Equipments And Parts	14 159	26 474	398 653	1 496 189
LAINNYA	2 140 449	4 790 388	6 391 008	13 761 323
<b>SUB TOTAL</b>	<b>3 261 651</b>	<b>6 908 495</b>	<b>10 123 865</b>	<b>22 894 197</b>
<b>IRAQ</b>				
776 Thermionic, Cold Cathode, And Photo Cathode Valves/tubes	0	1	0	35
LAINNYA	0	0	0	0
<b>SUB TOTAL</b>	<b>0</b>	<b>1</b>	<b>0</b>	<b>35</b>
<b>IRAN (ISLAMIC REPUBLIC OF)</b>				
342 Liquefied Propane And Butane	44 457 356	179 955 067	37 010 308	165 115 047
334 Petroleum Products, Refined	4 956 631	14 981 010	7 005 956	20 896 775
511 Hydrocarbon And Their Halogenated, Nitrated Derivatives	7 350 000	12 167 823	7 913 451	12 868 893
562 Fertilizers, Manufactured	11 120 402	14 024 402	6 768 363	8 510 850
598 Miscellaneous Chemical Products	0	2 009 855	0	3 341 664
LAINNYA	5 670 118	16 713 547	1 777 184	4 985 831
<b>SUB TOTAL</b>	<b>73 554 507</b>	<b>239 851 704</b>	<b>60 475 262</b>	<b>215 719 060</b>
<b>SAUDI ARABIA</b>				
333 Petroleum Oil, Crude	450 397 790	672 113 410	337 963 190	491 287 125
334 Petroleum Products, Refined	3 048 545	59 074 713	4 293 488	53 458 771
511 Hydrocarbon And Their Halogenated, Nitrated Derivatives	18 988 978	39 744 933	21 362 635	44 472 403
512 Alcohols, phenols, phenol-alcohols And Their Halogenated	18 070 566	27 492 403	19 770 546	30 558 892
575 Other Plastics In Primary Forms	8 096 498	16 088 160	12 065 197	23 482 000
LAINNYA	8 987 994	24 402 148	9 541 489	27 784 712
<b>SUB TOTAL</b>	<b>507 590 371</b>	<b>838 915 767</b>	<b>404 996 545</b>	<b>671 043 903</b>
<b>ISRAEL</b>				
751 Office Machines	0	5 947	0	227 014
533 Pigments, Paints, Varnishes, And Related Materials	7 370	12 161	127 840	226 770
523 Metallicsalts And Peroxysalts	42 000	42 000	121 800	121 800
776 Thermionic, Cold Cathode, And Photo Cathode Valves/tubes	98	463	10 458	101 913
582 Plates, Sheets, And Film Of Plastics	19 510	19 510	55 407	55 407
LAINNYA	2 893	16 297	163 259	297 413
<b>SUB TOTAL</b>	<b>71 871</b>	<b>96 378</b>	<b>478 764</b>	<b>1 030 317</b>
<b>KUWAIT</b>				
334 Petroleum Products, Refined	42 324 000	242 551 444	33 152 775	180 184 172
511 Hydrocarbon And Their Halogenated, Nitrated Derivatives	3 755 000	9 507 500	5 369 650	13 595 725
512 Alcohols, phenols, phenol-alcohols And Their Halogenated	1 484 910	7 159 910	1 811 590	8 348 365
571 Polymers Of Ethylene In Primary Forms	2 129 750	4 406 750	2 549 796	5 038 260
282 Waste And Scrap Metal Of Iron/steel	3 927 865	7 485 400	1 516 952	2 576 846
LAINNYA	1 470 561	2 886 624	582 033	1 080 832
<b>SUB TOTAL</b>	<b>55 092 086</b>	<b>273 997 628</b>	<b>44 982 796</b>	<b>210 824 200</b>
<b>JORDAN</b>				
562 Fertilizers, Manufactured	43 288 500	45 486 500	17 017 769	18 030 495
272 Fertilizers, Crude	40 150 000	78 290 000	5 460 400	10 647 440
522 Inorganic Chemical Elements, Oxides And Halogen Salts	19 451 953	19 556 953	8 428 142	8 520 122

**I.6 IMPOR KOMODITI MENURUT NEGARA ASAL / IMPORT BY COUNTRY OF ORIGIN  
DAN LIMA GOLONGAN BARANG (SITC) UTAMA / AND FIVE MAJOR SITC COMMODITY GROUP  
\*\* FEBRUARI / FEBRUARY 2011 \*\***

Negara Asal/SITC/Uraian Golongan Barang <i>Country of Origin/SITC/group Description</i>	Berat Bersih / <i>Net Weight (Kg)</i>		Nilai CIF / <i>CIF Value (US\$)</i>	
	Bulan ini <i>Current month</i>	Kumulatif <i>Cum. Jan to date</i>	Bulan ini <i>Current month</i>	Kumulatif <i>Cum. Jan to date</i>
685 Lead	69 950	441 575	150 393	938 284
288 Non-ferrous Base Metal Waste And Scraps	0	20 980	0	175 612
LAINNYA	116 905	233 649	109 277	181 772
<b>SUB TOTAL</b>	<b>103 077 308</b>	<b>144 029 657</b>	<b>31 165 981</b>	<b>38 493 725</b>
<b>LEBANON</b>				
892 Printed Matter	30 052	43 046	44 830	90 242
813 Lighting Fixtures And Fittings	0	8	0	161
653 Fabrics, Woven, Of Man-made Fibres	0	60	0	10
LAINNYA	0	0	0	0
<b>SUB TOTAL</b>	<b>30 052</b>	<b>43 114</b>	<b>44 830</b>	<b>90 413</b>
<b>YEMEN</b>				
685 Lead	97 094	97 094	177 565	177 565
034 Fish, Fresh, Chilled Or Frozen	80 700	158 700	56 490	111 090
611 Leathers	14 095	14 095	83 093	83 093
211 Hides And Skins, Raw	0	8 200	0	73 950
893 Article Of Plastics	0	106	0	530
LAINNYA	0	133	0	666
<b>SUB TOTAL</b>	<b>191 889</b>	<b>278 328</b>	<b>317 148</b>	<b>446 894</b>
<b>OMAN</b>				
511 Hydrocarbon And Their Halogenated, Nitrated Derivatives	5 250 000	26 295 283	7 511 228	34 428 860
684 Alumunium	4 404 455	8 888 478	10 858 026	21 624 747
575 Other Plastics In Primary Forms	99 000	99 000	154 440	154 440
034 Fish, Fresh, Chilled Or Frozen	135 000	189 000	97 200	136 080
282 Waste And Scrap Metal Of Iron/steel	202 080	202 080	90 532	90 532
LAINNYA	785	192 902	23 590	77 780
<b>SUB TOTAL</b>	<b>10 091 320</b>	<b>35 866 743</b>	<b>18 735 016</b>	<b>56 512 439</b>
<b>SYRIA ARAB REPUBLIC</b>				
611 Leathers	72 700	123 399	445 165	728 835
056 Vegetables, Roots And Tubers, Prepared Or Preserved Nes	0	2 508	0	4 537
842 Women's Coats/jacket, Not Knitted	0	45	0	1 890
098 Edible Products And Preparations	0	400	0	723
421 Fixed Vegetable Fats And Oils Soft,crude,refined Or Fraction	0	242	0	438
LAINNYA	0	165	0	298
<b>SUB TOTAL</b>	<b>72 700</b>	<b>126 759</b>	<b>445 165</b>	<b>736 721</b>
<b>TURKEY</b>				
333 Petroleum Oil, Crude	0	133 561 727	0	91 750 391
046 Meal And Flour Of Wheat And Flour Of Meslin	37 844 000	75 991 000	13 196 814	26 858 804
121 Tobacco, Unmanufactured And Refused	255 016	821 562	2 084 571	6 252 395
728 Other Machines And Equipment Specialized For Particular Indu	112 722	115 806	4 530 175	4 550 668
523 Metallicsalts And Peroxysalts	1 728 000	3 908 000	1 051 200	2 436 400
LAINNYA	9 996 823	22 666 574	7 669 830	16 502 884
<b>SUB TOTAL</b>	<b>49 936 561</b>	<b>237 064 669</b>	<b>28 532 590</b>	<b>148 351 542</b>
<b>UNITED ARAB EMIRATES</b>				
334 Petroleum Products, Refined	4 838 350	55 459 151	4 318 103	48 485 357
342 Liquefied Propane And Butane	43 004 000	43 004 000	35 823 382	35 823 382
684 Alumunium	973 580	3 800 048	2 419 841	9 528 480
282 Waste And Scrap Metal Of Iron/steel	12 092 406	16 381 586	5 351 209	7 087 104
061 Sugar, Molasses, And Honey	0	7 000 014	0	5 240 216
LAINNYA	6 384 848	14 773 805	6 756 544	15 971 789
<b>SUB TOTAL</b>	<b>67 293 184</b>	<b>140 418 604</b>	<b>54 669 079</b>	<b>122 136 328</b>
<b>QATAR</b>				
342 Liquefied Propane And Butane	44 630 810	44 630 810	37 170 713	37 170 713
511 Hydrocarbon And Their Halogenated, Nitrated Derivatives	4 687 678	9 412 233	5 089 216	10 184 916
598 Miscellaneous Chemical Products	0	4 806 994	0	8 009 224
684 Alumunium	1 317 576	2 150 804	3 433 108	5 564 800
571 Polymers Of Ethylene In Primary Forms	535 500	1 309 500	638 648	1 658 296
LAINNYA	627 361	886 257	519 603	682 940
<b>SUB TOTAL</b>	<b>51 798 925</b>	<b>63 196 598</b>	<b>46 851 288</b>	<b>63 270 889</b>

**I.6 IMPOR KOMODITI MENURUT NEGARA ASAL / IMPORT BY COUNTRY OF ORIGIN  
DAN LIMA GOLONGAN BARANG (SITC) UTAMA / AND FIVE MAJOR SITC COMMODITY GROUP  
\*\* FEBRUARI / FEBRUARY 2011 \*\***

Negara Asal/SITC/Uraian Golongan Barang <i>Country of Origin/SITC/group Description</i>	Berat Bersih / <i>Net Weight (Kg)</i>		Nilai CIF / <i>CIF Value (US\$)</i>	
	Bulan ini <i>Current month</i>	Kumulatif <i>Cum. Jan to date</i>	Bulan ini <i>Current month</i>	Kumulatif <i>Cum. Jan to date</i>
<b>BAHRAIN</b>				
684 Alumunium	1 993 201	4 267 877	4 839 323	10 101 838
282 Waste And Scrap Metal Of Iron/steel	2 576 398	5 013 383	1 081 159	1 892 506
661 Lime,cement And Fabricated Construction Materials	0	78 339	0	47 422
251 Pulp And Waste Paper	0	128 030	0	32 910
665 Glassware	0	33	0	4 849
LAINNYA	0	874	0	2 726
<b>SUB TOTAL</b>	<b>4 569 599</b>	<b>9 488 536</b>	<b>5 920 482</b>	<b>12 082 251</b>
<b>CYPRUS</b>				
251 Pulp And Waste Paper	573 660	997 460	139 399	227 814
522 Inorganic Chemical Elements, Oxides And Halogen Salts	123 260	123 260	192 868	192 868
287 Ores And Concentrates Of Basemetals	84 000	168 000	69 646	128 740
772 Electrical Apparatus For Making And Breaking Electrical Circ	0	71	0	7 697
845 Articles Of Apparel	0	2	0	9
LAINNYA	0	0	0	0
<b>SUB TOTAL</b>	<b>780 920</b>	<b>1 288 793</b>	<b>401 913</b>	<b>557 128</b>
<b>OTHER WEST ASIA</b>				
843 Men's Coats/jackets, Knitted	95	95	1 169	1 169
LAINNYA	0	0	0	0
<b>SUB TOTAL</b>	<b>95</b>	<b>95</b>	<b>1 169</b>	<b>1 169</b>
<b>EGYPT</b>				
562 Fertilizers, Manufactured	113 786 898	157 884 535	10 683 829	14 854 151
272 Fertilizers, Crude	37 850 000	118 653 000	4 682 196	14 794 668
057 Fruit And Nut; Fresh Or Dried	1 729 200	2 228 451	1 297 224	1 723 308
263 Cotton	92 833	181 329	438 796	848 308
325 Coke And Semi Coke Of Coal/lignite/peat	0	1 093 024	0	448 140
LAINNYA	449 606	1 406 222	1 565 885	2 405 980
<b>SUB TOTAL</b>	<b>153 908 537</b>	<b>281 446 561</b>	<b>18 667 930</b>	<b>35 074 555</b>
<b>MOROCCO</b>				
522 Inorganic Chemical Elements, Oxides And Halogen Salts	20 786 442	43 876 238	9 001 361	18 845 003
842 Women's Coats/jacket, Not Knitted	8 771	12 831	625 572	892 706
562 Fertilizers, Manufactured	999 500	999 500	636 682	636 682
841 Men's Coats/jackets, Not Knitted	2 312	4 646	152 620	298 399
845 Articles Of Apparel	2 112	3 618	148 540	238 292
LAINNYA	3 115	8 283	157 684	379 368
<b>SUB TOTAL</b>	<b>21 802 252</b>	<b>44 905 116</b>	<b>10 722 459</b>	<b>21 290 450</b>
<b>TUNISIA</b>				
523 Metallicsalts And Peroxysalts	742 000	1 484 000	428 624	851 439
772 Electrical Apparatus For Making And Breaking Electrical Circ	6 573	6 655	153 402	155 283
251 Pulp And Waste Paper	0	67 200	0	126 935
842 Women's Coats/jacket, Not Knitted	460	903	28 127	52 638
684 Alumunium	24 040	24 040	52 103	52 103
LAINNYA	874	1 756	63 029	113 107
<b>SUB TOTAL</b>	<b>773 947</b>	<b>1 584 554</b>	<b>725 285</b>	<b>1 351 505</b>
<b>ALGERIA</b>				
333 Petroleum Oil, Crude	0	132 453 300	0	96 863 410
057 Fruit And Nut; Fresh Or Dried	9 800	9 800	16 660	16 660
091 Margarine And Shortening	2	2	2	2
LAINNYA	0	0	0	0
<b>SUB TOTAL</b>	<b>9 802</b>	<b>132 463 102</b>	<b>16 662</b>	<b>96 880 072</b>
<b>SUDAN</b>				
333 Petroleum Oil, Crude	0	78 181 900	0	56 907 035
282 Waste And Scrap Metal Of Iron/steel	1 100 355	4 522 385	462 616	1 765 912
263 Cotton	0	22 225	0	72 698
273 Stone, Sand And Gravel	261	797	1 139	3 551
775 Household Type, Electrical/non-electrical Equipments	0	19	0	633
LAINNYA	18	18	53	53
<b>SUB TOTAL</b>	<b>1 100 634</b>	<b>82 727 344</b>	<b>463 808</b>	<b>58 749 882</b>

**I.6 IMPOR KOMODITI MENURUT NEGARA ASAL / IMPORT BY COUNTRY OF ORIGIN  
DAN LIMA GOLONGAN BARANG (SITC) UTAMA / AND FIVE MAJOR SITC COMMODITY GROUP  
\*\* FEBRUARI / FEBRUARY 2011 \*\***

Negara Asal/SITC/Uraian Golongan Barang <i>Country of Origin/SITC/group Description</i>	Berat Bersih / <i>Net Weight (Kg)</i>		Nilai CIF / <i>CIF Value (US\$)</i>	
	Bulan ini <i>Current month</i>	Kumulatif <i>Cum. Jan to date</i>	Bulan ini <i>Current month</i>	Kumulatif <i>Cum. Jan to date</i>
<b>NAMIBIA</b>				
282 Waste And Scrap Metal Of Iron/steel	1 006 355	1 929 517	389 630	728 390
686 Zinc	49 050	49 050	124 685	124 685
LAINNYA	0	0	0	0
SUB TOTAL	1 055 405	1 978 567	514 315	853 075
<b>ETHIOPIA</b>				
054 Vegetables, Fresh, Chilled, Frozen Or Simply Preserved	192 000	1 461 856	72 360	1 003 574
611 Leathers	9 857	9 904	353 785	355 601
222 Oil Seeds Use For Extraction Ofsoft Fixed Vegetable Oils	126 000	345 560	50 400	168 100
075 Spices	45 000	75 000	54 000	90 000
LAINNYA	0	0	0	0
SUB TOTAL	372 857	1 892 320	530 545	1 617 275
<b>TANZANIA, UNITED REP. OF</b>				
263 Cotton	22 924	382 446	44 373	743 270
075 Spices	0	11 000	0	71 500
844 Women's Coats/jackets, Knitted	0	1	0	2
LAINNYA	0	0	0	0
SUB TOTAL	22 924	393 447	44 373	814 772
<b>MADAGASCAR</b>				
551 Essential Oils, Perfumes, And Flavour Materials	20 050	90 050	454 412	1 772 646
282 Waste And Scrap Metal Of Iron/steel	427 897	1 259 870	180 292	496 107
841 Men's Coats/jackets, Not Knitted	294	590	16 439	34 710
842 Women's Coats/jacket, Not Knitted	45	45	2 264	2 264
LAINNYA	0	0	0	0
SUB TOTAL	448 286	1 350 555	653 407	2 305 727
<b>KENYA</b>				
074 Tea And Mate	212 411	446 147	621 044	1 298 138
523 Metallicsalts And Peroxysalts	643 500	2 600 768	176 715	794 800
054 Vegetables, Fresh, Chilled, Frozen Or Simply Preserved	276 000	750 000	261 108	457 795
292 Crude Vegetable Materials	0	100 275	0	160 440
611 Leathers	0	15 231	0	123 326
LAINNYA	5	28 444	14	49 482
SUB TOTAL	1 131 916	3 940 865	1 058 881	2 883 981
<b>REUNION</b>				
282 Waste And Scrap Metal Of Iron/steel	67 305	67 305	31 297	31 297
764 Telecommunication Equipments And Parts	22	22	7 835	7 835
784 Parts And Accessories Of The Motor Vehicles	0	1	0	113
749 Non-electric Parts And Accessories Of Machineries	1	1	104	104
LAINNYA	0	0	0	0
SUB TOTAL	67 328	67 329	39 236	39 349
<b>MOZAMBIQUE</b>				
263 Cotton	575 840	1 257 577	1 580 303	3 271 159
054 Vegetables, Fresh, Chilled, Frozen Or Simply Preserved	5 906	183 256	3 178	195 603
265 Vegetable Textile Fibres,raw Or Processed:waste Of These Fib	56 000	56 000	58 520	58 520
222 Oil Seeds Use For Extraction Ofsoft Fixed Vegetable Oils	20 854	77 974	8 736	31 584
LAINNYA	0	0	0	0
SUB TOTAL	658 600	1 574 807	1 650 737	3 556 866
<b>BOTSWANA</b>				
658 Made-up Articles, Wholly/chiefly Of Textile Materials	4	8	126	206
776 Thermionic, Cold Cathode, And Photo Cathode Valves/tubes	0	1	0	19
LAINNYA	0	0	0	0
SUB TOTAL	4	9	126	225



**I.6 IMPOR KOMODITI MENURUT NEGARA ASAL / IMPORT BY COUNTRY OF ORIGIN  
DAN LIMA GOLONGAN BARANG (SITC) UTAMA / AND FIVE MAJOR SITC COMMODITY GROUP  
\*\* FEBRUARI / FEBRUARY 2011 \*\***

Negara Asal/SITC/Uraian Golongan Barang <i>Country of Origin/SITC/group Description</i>	Berat Bersih / <i>Net Weight (Kg)</i>		Nilai CIF / <i>CIF Value (US\$)</i>	
	Bulan ini <i>Current month</i>	Kumulatif <i>Cum. Jan to date</i>	Bulan ini <i>Current month</i>	Kumulatif <i>Cum. Jan to date</i>
<b>TOGO</b>				
282 Waste And Scrap Metal Of Iron/steel	0	719 000	0	297 522
764 Telecommunication Equipments And Parts	24	24	5 724	5 724
899 Other Miscellaneous Manufactured Articles	0	14	0	14
LAINNYA	0	0	0	0
<b>SUB TOTAL</b>	<b>24</b>	<b>719 038</b>	<b>5 724</b>	<b>303 260</b>
<b>GHANA</b>				
072 Cocoa	300 000	300 000	1 005 621	1 005 621
282 Waste And Scrap Metal Of Iron/steel	380 930	1 201 430	154 815	487 118
248 Wood, simply Worked And Railway Sleeper Of Wood	0	10 478	0	10 447
273 Stone, Sand And Gravel	0	4	0	386
899 Other Miscellaneous Manufactured Articles	1	1	2	2
LAINNYA	0	0	0	0
<b>SUB TOTAL</b>	<b>680 931</b>	<b>1 511 913</b>	<b>1 160 438</b>	<b>1 503 574</b>
<b>LIBERIA</b>				
282 Waste And Scrap Metal Of Iron/steel	624 495	2 049 005	262 874	848 391
621 Materials Of Rubber	0	125	0	442
LAINNYA	0	0	0	0
<b>SUB TOTAL</b>	<b>624 495</b>	<b>2 049 130</b>	<b>262 874</b>	<b>848 833</b>
<b>GUINEA</b>				
282 Waste And Scrap Metal Of Iron/steel	1 161 000	1 450 500	466 734	584 885
248 Wood, simply Worked And Railway Sleeper Of Wood	19 529	38 432	21 874	39 160
LAINNYA	0	0	0	0
<b>SUB TOTAL</b>	<b>1 180 529</b>	<b>1 488 932</b>	<b>488 608</b>	<b>624 045</b>
<b>ANGOLA</b>				
282 Waste And Scrap Metal Of Iron/steel	520 460	708 115	150 905	202 267
223 Oil Seeds Use For Extraction Of Other Fixed Vegetable Oils	0	641	0	68 350
874 Measuring, Checking, Analysing, And Controlling Instrument A	0	80	0	906
LAINNYA	0	0	0	0
<b>SUB TOTAL</b>	<b>520 460</b>	<b>708 836</b>	<b>150 905</b>	<b>271 523</b>
<b>CONGO</b>				
282 Waste And Scrap Metal Of Iron/steel	0	167 840	0	70 829
292 Crude Vegetable Materials	0	40 000	0	64 000
LAINNYA	0	0	0	0
<b>SUB TOTAL</b>	<b>0</b>	<b>207 840</b>	<b>0</b>	<b>134 829</b>
<b>CAMEROON</b>				
072 Cocoa	0	451 982	0	1 400 014
523 Metallicsalts And Peroxysalts	0	253 400	0	241 102
685 Lead	0	48 820	0	109 845
248 Wood, simply Worked And Railway Sleeper Of Wood	30 309	49 456	32 370	48 379
247 Wood In The Rough Or Roughly Squared	43 903	43 903	32 118	32 118
LAINNYA	993	1 447	996	27 180
<b>SUB TOTAL</b>	<b>75 205</b>	<b>849 008</b>	<b>65 484</b>	<b>1 858 638</b>
<b>NIGERIA</b>				
333 Petroleum Oil, Crude	78 598 250	205 495 250	61 827 089	152 073 574
263 Cotton	253 506	409 872	892 810	1 312 125
685 Lead	204 100	436 000	432 710	894 846
611 Leathers	0	18 104	0	133 866
222 Oil Seeds Use For Extraction Of soft Fixed Vegetable Oils	0	35 078	0	39 638
LAINNYA	3	398	260	35 749
<b>SUB TOTAL</b>	<b>79 055 859</b>	<b>206 394 702</b>	<b>63 152 869</b>	<b>154 489 798</b>
<b>SIERRA LEONE</b>				
282 Waste And Scrap Metal Of Iron/steel	2 692 501	3 595 191	1 191 289	1 540 080
776 Thermionic, Cold Cathode, And Photo Cathode Valves/tubes	0	334	0	48 707

**I.6 IMPOR KOMODITI MENURUT NEGARA ASAL / IMPORT BY COUNTRY OF ORIGIN  
DAN LIMA GOLONGAN BARANG (SITC) UTAMA / AND FIVE MAJOR SITC COMMODITY GROUP  
\*\* FEBRUARI / FEBRUARY 2011 \*\***

Negara Asal/SITC/Uraian Golongan Barang <i>Country of Origin/SITC/group Description</i>	Berat Bersih / <i>Net Weight (Kg)</i>		Nilai CIF / <i>CFI Value (US\$)</i>	
	Bulan ini <i>Current month</i>	Kumulatif <i>Cum. Jan to date</i>	Bulan ini <i>Current month</i>	Kumulatif <i>Cum. Jan to date</i>
743 Pumps, Compressors, Fans, Blowers, Centrifuges, And Parts	25	30	194	233
629 Articles Of Rubbers	13	13	33	33
772 Electrical Apparatus For Making And Breaking Electrical Circ	1	1	3	3
LAINNYA	0	0	0	0
<b>SUB TOTAL</b>	<b>2 692 540</b>	<b>3 595 569</b>	<b>1 191 519</b>	<b>1 589 056</b>
<b>GABON</b>				
282 Waste And Scrap Metal Of Iron/steel	432 590	432 590	131 940	131 940
LAINNYA	0	0	0	0
<b>SUB TOTAL</b>	<b>432 590</b>	<b>432 590</b>	<b>131 940</b>	<b>131 940</b>
<b>COTE D'IVOIRE</b>				
072 Cocoa	250 250	1 161 100	801 971	3 665 119
282 Waste And Scrap Metal Of Iron/steel	392 650	1 808 385	143 367	715 559
248 Wood, simply Worked And Railway Sleeper Of Wood	23 729	47 909	30 988	53 583
772 Electrical Apparatus For Making And Breaking Electrical Circ	0	80	0	2 147
LAINNYA	0	0	0	0
<b>SUB TOTAL</b>	<b>666 629</b>	<b>3 017 474</b>	<b>976 326</b>	<b>4 436 408</b>
<b>SENEGAL</b>				
282 Waste And Scrap Metal Of Iron/steel	2 007 230	3 477 285	858 384	1 442 029
288 Non-ferrous Base Metal Waste And Scraps	65 370	89 370	112 213	152 809
737 Metalworking Machinery And Parts	0	14 261	0	38 237
752 Automatic Data Processing Machines And Their Units	112	112	23 028	23 028
746 Ball Or Roller Bearings	1	1	6	6
LAINNYA	0	0	0	0
<b>SUB TOTAL</b>	<b>2 072 713</b>	<b>3 581 029</b>	<b>993 631</b>	<b>1 656 109</b>
<b>MAURITANIA</b>				
282 Waste And Scrap Metal Of Iron/steel	1 714 080	1 714 080	713 886	713 886
735 Parts Of Machine Tools	0	1 253	0	14 344
776 Thermionic, Cold Cathode, And Photo Cathode Valves/tubes	0	32	0	1 350
LAINNYA	0	0	0	0
<b>SUB TOTAL</b>	<b>1 714 080</b>	<b>1 715 365</b>	<b>713 886</b>	<b>729 580</b>
<b>MALI</b>				
263 Cotton	203 065	236 925	805 819	880 467
764 Telecommunication Equipments And Parts	121	156	13 396	18 360
776 Thermionic, Cold Cathode, And Photo Cathode Valves/tubes	0	30	0	8 814
893 Article Of Plastics	1	1	13	13
899 Other Miscellaneous Manufactured Articles	0	1	0	2
LAINNYA	0	0	0	0
<b>SUB TOTAL</b>	<b>203 187</b>	<b>237 113</b>	<b>819 228</b>	<b>907 656</b>
<b>BENIN</b>				
263 Cotton	693 920	693 920	2 266 734	2 266 734
282 Waste And Scrap Metal Of Iron/steel	860 950	2 385 090	348 594	944 300
288 Non-ferrous Base Metal Waste And Scraps	20 680	20 680	173 101	173 101
LAINNYA	0	0	0	0
<b>SUB TOTAL</b>	<b>1 575 550</b>	<b>3 099 690</b>	<b>2 788 429</b>	<b>3 384 135</b>
<b>BURKINA FASO</b>				
263 Cotton	188 726	218 226	523 571	612 020
LAINNYA	0	0	0	0
<b>SUB TOTAL</b>	<b>188 726</b>	<b>218 226</b>	<b>523 571</b>	<b>612 020</b>
<b>GAMBIA</b>				
282 Waste And Scrap Metal Of Iron/steel	567 540	877 040	241 103	368 511
656 Tulle, lace, embroidery, ribbons, trimmings And Other Small Ware	10	11	156	160
841 Men's Coats/jackets, Not Knitted	2	2	33	33
652 Cotton Fabrics, Woven	1	1	20	20
651 Textile Yarns	1	1	10	10
LAINNYA	1	1	10	10
<b>SUB TOTAL</b>	<b>567 555</b>	<b>877 056</b>	<b>241 332</b>	<b>368 744</b>

**I.6 IMPOR KOMODITI MENURUT NEGARA ASAL / IMPORT BY COUNTRY OF ORIGIN  
DAN LIMA GOLONGAN BARANG (SITC) UTAMA / AND FIVE MAJOR SITC COMMODITY GROUP  
\*\* FEBRUARI / FEBRUARY 2011 \*\***

Negara Asal/SITC/Uraian Golongan Barang <i>Country of Origin/SITC/group Description</i>	Berat Bersih / <i>Net Weight (Kg)</i>		Nilai CIF / <i>CIF Value (US\$)</i>	
	Bulan ini <i>Current month</i>	Kumulatif <i>Cum. Jan to date</i>	Bulan ini <i>Current month</i>	Kumulatif <i>Cum. Jan to date</i>
<b>U.S. VIRGIN ISLANDS</b>				
771 Electric Power Machinery And Parts	760	760	91 473	91 473
642 Paper And Paperboard Cut To Size/shape And Article Of Papers	0	12	0	649
LAINNYA	0	0	0	0
SUB TOTAL	760	772	91 473	92 122
<b>SEYCHELLES</b>				
232 Synthetic Rubber Latex, Synthetic/reclaimed Rubber	0	43 200	0	170 640
LAINNYA	0	0	0	0
SUB TOTAL	0	43 200	0	170 640
<b>UGANDA</b>				
263 Cotton	212 339	604 800	596 243	2 078 146
689 Miscellaneous Non-ferrous Basemetals Employed In Metallurgy	0	5 000	0	184 650
611 Leathers	0	12 017	0	127 826
LAINNYA	0	0	0	0
SUB TOTAL	212 339	621 817	596 243	2 390 622
<b>CENTRAL AFRICAN REPUBLIC</b>				
263 Cotton	24 184	24 184	75 177	75 177
LAINNYA	0	0	0	0
SUB TOTAL	24 184	24 184	75 177	75 177
<b>NIGER</b>				
778 Electrical Machinery And Apparatus	1 487	1 487	2 553	2 553
533 Pigments, Paints, Varnishes, And Related Materials	124	124	230	230
699 Manufactures Of Base Metals	85	85	157	157
776 Thermionic, Cold Cathode, And Photo Cathode Valves/tubes	1	1	10	10
LAINNYA	0	0	0	0
SUB TOTAL	1 697	1 697	2 950	2 950
<b>CHAD</b>				
263 Cotton	34 185	34 185	60 857	60 857
LAINNYA	0	0	0	0
SUB TOTAL	34 185	34 185	60 857	60 857
<b>DJIBOUTI</b>				
282 Waste And Scrap Metal Of Iron/steel	34 600	34 600	16 089	16 089
LAINNYA	0	0	0	0
SUB TOTAL	34 600	34 600	16 089	16 089
<b>SAINT HELENA</b>				
679 Tubes, Pipes, Hollow Profile, Pipe Fitting Of Iron/steel	0	86	0	1 284
713 Internal Combustion Piston Engines And Parts	0	59	0	406
899 Other Miscellaneous Manufactured Articles	0	10	0	209
665 Glassware	12	12	102	102
695 Tools For Used In The Hand Or In Machines	0	6	0	42
LAINNYA	0	2	0	5
SUB TOTAL	12	175	102	2 048
<b>SAO TOME AND PRINCIPE</b>				
821 Furnitures And Parts	0	2	0	59
LAINNYA	0	0	0	0
SUB TOTAL	0	2	0	59
<b>SWAZILAND</b>				
516 Other Organic Chemicals	145 280	145 280	755 816	755 816
699 Manufactures Of Base Metals	1	1 357	12	31 492
776 Thermionic, Cold Cathode, And Photo Cathode Valves/tubes	15	131	1 011	13 150
682 Copper	0	303	0	11 091
772 Electrical Apparatus For Making And Breaking Electrical Circ	31	188	91	9 429
LAINNYA	437	3 218	14 147	23 283
SUB TOTAL	145 764	150 477	771 077	844 261

**I.6 IMPOR KOMODITI MENURUT NEGARA ASAL / IMPORT BY COUNTRY OF ORIGIN  
DAN LIMA GOLONGAN BARANG (SITC) UTAMA / AND FIVE MAJOR SITC COMMODITY GROUP  
\*\* FEBRUARI / FEBRUARY 2011 \*\***

Negara Asal/SITC/Uraian Golongan Barang <i>Country of Origin/SITC/group Description</i>	Berat Bersih / <i>Net Weight (Kg)</i>		Nilai CIF / <i>CFI Value (US\$)</i>	
	Bulan ini <i>Current month</i>	Kumulatif <i>Cum. Jan to date</i>	Bulan ini <i>Current month</i>	Kumulatif <i>Cum. Jan to date</i>
<b>SOUTH AFRICA</b>				
251 Pulp And Waste Paper	15 716 980	57 247 884	18 387 193	68 144 590
061 Sugar, Molasses, And Honey	27 000 000	31 480 500	18 377 010	22 262 979
282 Waste And Scrap Metal Of Iron/steel	22 644 508	35 817 708	9 219 664	14 366 939
684 Alumunium	2 447 365	3 246 731	5 956 584	7 930 078
874 Measuring, Checking, Analysing, And Controlling Instrument A LAINNYA	254 552 5 048 468	254 557 9 324 894	7 602 651 10 876 544	7 602 711 18 102 156
SUB TOTAL	73 111 873	137 372 274	70 419 646	138 409 453
<b>ZIMBABWE</b>				
263 Cotton	195 699	670 579	519 840	1 755 832
121 Tobacco, Unmanufactured And Refused LAINNYA	0 0	61 440 0	0 0	233 472 0
SUB TOTAL	195 699	732 019	519 840	1 989 304
<b>ZAMBIA</b>				
121 Tobacco, Unmanufactured And Refused LAINNYA	0 0	15 089 0	0 0	130 360 0
SUB TOTAL	0	15 089	0	130 360
<b>MALAWI</b>				
263 Cotton	0	114 027	0	181 374
074 Tea And Mate	22 300	22 300	43 262	43 262
121 Tobacco, Unmanufactured And Refused LAINNYA	0 0	4 687 0	0 0	40 495 0
SUB TOTAL	22 300	141 014	43 262	265 131
<b>COMOROS</b>				
232 Synthetic Rubber Latex, Synthetic/reclaimed Rubber LAINNYA	0 0	2 0	0 0	83 0
SUB TOTAL	0	2	0	83
<b>MAURITIUS</b>				
282 Waste And Scrap Metal Of Iron/steel	718 665	1 141 480	287 044	449 047
845 Articles Of Apparel	2 250	2 447	78 523	86 247
034 Fish, Fresh, Chilled Or Frozen	56 360	56 360	39 452	39 452
844 Women's Coats/jackets, Knitted	413	484	14 450	17 254
522 Inorganic Chemical Elements, Oxides And Halogen Salts LAINNYA	0 9 898	20 240 18 072	0 3 943	14 168 9 147
SUB TOTAL	787 586	1 239 083	423 412	615 315
<b>VIRGIN ISLANDS (BRITISH)</b>				
657 Special Yarns, textile Fabrics	40 033	73 261	396 082	669 897
851 Footwears	0	8 014	0	74 721
655 Knitted Or Crocheted Fabrics LAINNYA	0 0	206 0	0 0	1 723 0
SUB TOTAL	40 033	81 481	396 082	746 341
<b>AUSTRALIA</b>				
041 Wheat And Meslin, Unmilled	434 891 447	617 816 527	151 692 323	218 894 460
001 Live Animals Other Than Fish	16 924 168	23 439 208	41 162 917	57 349 783
684 Alumunium	12 000 126	18 225 322	30 782 426	47 159 267
061 Sugar, Molasses, And Honey	25 343 745	62 397 526	16 057 937	44 687 585
022 Milk,cream, And Milk Products Other Than Butter Or Cheese LAINNYA	5 707 067 176 791 017	10 628 908 548 103 610	17 834 735 142 446 215	33 396 327 338 547 130
SUB TOTAL	671 657 570	1 280 611 101	399 976 553	740 034 552
<b>NEW ZEALAND</b>				
022 Milk,cream, And Milk Products Other Than Butter Or Cheese	4 189 978	8 270 930	17 784 413	33 940 122
251 Pulp And Waste Paper	12 348 864	29 308 974	5 966 350	13 912 101
011 Meat Of Bovine Animals Fresh, Chilled Or Frozen	617 617	3 304 748	2 332 369	11 669 928

**I.6 IMPOR KOMODITI MENURUT NEGARA ASAL / IMPORT BY COUNTRY OF ORIGIN  
DAN LIMA GOLONGAN BARANG (SITC) UTAMA / AND FIVE MAJOR SITC COMMODITY GROUP  
\*\* FEBRUARI / FEBRUARY 2011 \*\***

Negara Asal/SITC/Uraian Golongan Barang <i>Country of Origin/SITC/group Description</i>	Berat Bersih / <i>Net Weight (Kg)</i>		Nilai CIF / <i>CIF Value (US\$)</i>	
	Bulan ini <i>Current month</i>	Kumulatif <i>Cum. Jan to date</i>	Bulan ini <i>Current month</i>	Kumulatif <i>Cum. Jan to date</i>
024 Cheese And Curds	691 181	1 641 870	3 036 460	7 069 976
023 Butter And Other Fats From Milk	481 639	1 081 920	2 582 979	5 764 233
LAINNYA	15 464 786	35 198 004	12 228 906	30 654 995
SUB TOTAL	33 794 065	78 806 446	43 931 477	103 011 355
MICRONESIA, FED. STATES OF				
292 Crude Vegetable Materials	0	293	0	844
LAINNYA	0	0	0	0
SUB TOTAL	0	293	0	844
GUAM				
899 Other Miscellaneous Manufactured Articles	0	292	0	1 115
655 Knitted Or Crocheted Fabrics	0	9	0	11
LAINNYA	0	0	0	0
SUB TOTAL	0	301	0	1 126
NAURU				
772 Electrical Apparatus For Making And Breaking Electrical Circ	0	16	0	69
LAINNYA	0	0	0	0
SUB TOTAL	0	16	0	69
NEW CALEDONIA				
684 Alumunium	7 400	7 400	31 979	31 979
728 Other Machines And Equipment Specialized For Particular Indu	236	364	7 410	19 238
874 Measuring, Checking, Analysing, And Controlling Instrument A	0	1 062	0	13 666
778 Electrical Machinery And Apparatus	0	630	0	8 141
699 Manufactures Of Base Metals	0	35	0	3 308
LAINNYA	0	363	0	2 698
SUB TOTAL	7 636	9 854	39 389	79 030
SAINT VINCENT AND THE GRENADINES				
752 Automatic Data Processing Machines And Their Units	8 000	8 000	171 194	171 194
679 Tubes, Pipes, Hollow Profile, Pipe Fitting Of Iron/steel	1 136	7 676	22 586	55 671
772 Electrical Apparatus For Making And Breaking Electrical Circ	647	14 496	12 033	30 923
716 Rotating Electric Plants And Parts	5 754	5 754	23 496	23 496
741 Heating And Cooling Equipments And Parts	2 300	5 415	15 664	23 238
LAINNYA	4 091	58 762	38 783	144 381
SUB TOTAL	21 928	100 103	283 756	448 903
BRITISH INDIAN OCEAN TERRITORY				
533 Pigments, Paints, Varnishes, And Related Materials	657	657	16 306	16 306
728 Other Machines And Equipment Specialized For Particular Indu	0	1 250	0	12 297
LAINNYA	0	0	0	0
SUB TOTAL	657	1 907	16 306	28 603
AMERICAN SAMOA				
744 Mechanical Handling Equipments And Parts	112 076	112 076	1 136 106	1 136 106
743 Pumps, Compressors, Fans, Blowers, Centrifuges, And Parts	138 103	293 536	82 862	175 763
592 Starches, Inulin, And Wheat Glutenal Buminoidal Substances; G	0	15 101	0	115 008
575 Other Plastics In Primary Forms	0	99 000	0	80 190
748 Transmission Shafts And Cranks	0	123 494	0	69 492
LAINNYA	1 563	4 784	52 017	128 959
SUB TOTAL	251 742	647 991	1 270 985	1 705 518
FIJI				
282 Waste And Scrap Metal Of Iron/steel	224 060	745 540	73 089	231 237
712 Steam Or Other Generating Boilers And Parts	1 150	1 150	106 976	106 976
081 Feeding Stuff For Animals	117 170	117 170	102 627	102 627
292 Crude Vegetable Materials	400	400	100 839	100 839
653 Fabrics, Woven, Of Man-made Fibres	0	1	0	1
LAINNYA	0	2	0	2
SUB TOTAL	342 780	864 263	383 531	541 682

**I.6 IMPOR KOMODITI MENURUT NEGARA ASAL / IMPORT BY COUNTRY OF ORIGIN  
DAN LIMA GOLONGAN BARANG (SITC) UTAMA / AND FIVE MAJOR SITC COMMODITY GROUP  
\*\* FEBRUARI / FEBRUARY 2011 \*\***

Negara Asal/SITC/Uraian Golongan Barang <i>Country of Origin/SITC/group Description</i>	Berat Bersih / <i>Net Weight (Kg)</i>		Nilai CIF / <i>CFI Value (US\$)</i>	
	Bulan ini <i>Current month</i>	Kumulatif <i>Cum. Jan to date</i>	Bulan ini <i>Current month</i>	Kumulatif <i>Cum. Jan to date</i>
<b>KIRIBATI</b>				
581 Tubes, Pipes, And Hoses Of Plastics	3	3	34	34
LAINNYA	0	0	0	0
SUB TOTAL	3	3	34	34
<b>SOLOMON ISLANDS</b>				
072 Cocoa	165 000	165 000	510 254	510 254
246 Wood In Chips Or Particles And Waste	3 560 000	3 560 000	390 762	390 762
LAINNYA	0	0	0	0
SUB TOTAL	3 725 000	3 725 000	901 016	901 016
<b>CHRISTMAS ISLANDS</b>				
772 Electrical Apparatus For Making And Breaking Electrical Circ	0	278	0	14 986
LAINNYA	0	0	0	0
SUB TOTAL	0	278	0	14 986
<b>COCOS (KEELING) ISLANDS</b>				
629 Articles Of Rubbers	9	9	770	770
699 Manufactures Of Base Metals	0	114	0	709
728 Other Machines And Equipment Specialized For Particular Indu	2	2	210	210
778 Electrical Machinery And Apparatus	1	1	60	60
LAINNYA	0	0	0	0
SUB TOTAL	12	126	1 040	1 749
<b>TOKELAU</b>				
653 Fabrics, Woven, Of Man-made Fibres	86	86	1 030	1 030
LAINNYA	0	0	0	0
SUB TOTAL	86	86	1 030	1 030
<b>EAST TIMOR</b>				
713 Internal Combustion Piston Engines And Parts	0	25	0	2 087
LAINNYA	0	0	0	0
SUB TOTAL	0	25	0	2 087
<b>UNITED STATES</b>				
222 Oil Seeds Use For Extraction Ofsoft Fixed Vegetable Oils	235 547 464	409 981 138	130 926 765	223 933 149
792 Aircraft And Associated Equipments And Parts	83 829	189 873	85 331 555	152 158 161
263 Cotton	25 416 625	46 330 829	73 670 780	127 146 623
723 Civil Engineering And Contractor Plants And Equipments/parts	2 272 704	3 912 597	32 977 995	67 836 358
081 Feeding Stuff For Animals	46 324 362	116 639 938	24 045 123	60 026 746
LAINNYA	217 255 291	451 278 495	391 398 606	790 731 563
SUB TOTAL	526 900 275	1 028 332 870	738 350 824	1 421 832 600
<b>CANADA</b>				
562 Fertilizers, Manufactured	80 774 000	203 837 000	34 732 820	82 960 710
041 Wheat And Meslin, Unmilled	78 683 683	150 341 538	33 754 962	65 556 603
251 Pulp And Waste Paper	33 659 704	63 053 581	25 069 087	48 446 129
792 Aircraft And Associated Equipments And Parts	19 851	90 826	8 604 161	26 132 745
723 Civil Engineering And Contractor Plants And Equipments/parts	56 281	213 851	1 838 246	4 297 357
LAINNYA	8 037 131	26 120 544	16 006 978	35 627 604
SUB TOTAL	201 230 650	443 657 340	120 006 254	263 021 148
<b>MEXICO</b>				
764 Telecommunication Equipments And Parts	11 766	46 055	5 203 105	18 833 875
752 Automatic Data Processing Machines And Their Units	110 603	118 441	1 939 960	4 490 734
679 Tubes, Pipes, Hollow Profile, Pipe Fitting Of Iron/steel	1 717 236	1 717 545	4 424 572	4 427 170
263 Cotton	1 399 053	1 500 988	3 503 998	3 672 767
759 Parts And Accessories For Machine Of Heading 751 Or 752	58 605	63 795	561 965	2 643 680
LAINNYA	1 642 682	3 793 914	6 093 680	12 370 502
SUB TOTAL	4 939 945	7 240 738	21 727 280	46 438 728

**I.6 IMPOR KOMODITI MENURUT NEGARA ASAL / IMPORT BY COUNTRY OF ORIGIN  
DAN LIMA GOLONGAN BARANG (SITC) UTAMA / AND FIVE MAJOR SITC COMMODITY GROUP  
\*\* FEBRUARI / FEBRUARY 2011 \*\***

Negara Asal/SITC/Uraian Golongan Barang <i>Country of Origin/SITC/group Description</i>	Berat Bersih / <i>Net Weight (Kg)</i>		Nilai CIF / <i>CIF Value (US\$)</i>	
	Bulan ini <i>Current month</i>	Kumulatif <i>Cum. Jan to date</i>	Bulan ini <i>Current month</i>	Kumulatif <i>Cum. Jan to date</i>
<b>GUATEMALA</b>				
061 Sugar, Molasses, And Honey	0	50 350 000	0	35 308 890
724 Textile/leather Machinery And Parts	0	45 079	0	155 984
651 Textile Yarns	0	18 299	0	60 033
657 Special Yarns, textile Fabrics	0	7 500	0	26 946
551 Essential Oils, Perfumes, And Flavour Materials	20	20	6 929	6 929
LAINNYA	1 819	2 765	939	3 794
<b>SUB TOTAL</b>	<b>1 839</b>	<b>50 423 663</b>	<b>7 868</b>	<b>35 562 576</b>
<b>HONDURAS</b>				
579 Waste And Scrap Of Plastics	145 065	326 718	39 959	91 017
773 Equipment For Distributing Electricity	0	968	0	12 311
845 Articles Of Apparel	19	19	1 526	1 526
874 Measuring, Checking, Analysing, And Controlling Instrument A	4	4	192	192
892 Printed Matter	1	1	5	5
LAINNYA	0	0	0	0
<b>SUB TOTAL</b>	<b>145 089</b>	<b>327 710</b>	<b>41 682</b>	<b>105 051</b>
<b>NICARAGUA</b>				
724 Textile/leather Machinery And Parts	0	400	0	2 310
843 Men's Coats/jackets, Knitted	2	2	96	96
LAINNYA	0	0	0	0
<b>SUB TOTAL</b>	<b>2</b>	<b>402</b>	<b>96</b>	<b>2 406</b>
<b>PANAMA</b>				
598 Miscellaneous Chemical Products	13 167	45 436	41 286	376 353
575 Other Plastics In Primary Forms	27 038	27 038	231 535	231 535
874 Measuring, Checking, Analysing, And Controlling Instrument A	237	390	29 286	41 559
723 Civil Engineering And Contractor Plants And Equipments/parts	279	280	20 263	20 618
629 Articles Of Rubbers	114	230	7 564	16 788
LAINNYA	27 900	28 307	45 999	75 880
<b>SUB TOTAL</b>	<b>68 735</b>	<b>101 681</b>	<b>375 933</b>	<b>762 733</b>
<b>CUBA</b>				
542 Medicaments, Including Veterinary Medicaments	56	98	23 424	41 904
LAINNYA	0	0	0	0
<b>SUB TOTAL</b>	<b>56</b>	<b>98</b>	<b>23 424</b>	<b>41 904</b>
<b>SURINAME</b>				
248 Wood, simply Worked And Railway Sleeper Of Wood	58 200	58 200	44 977	44 977
282 Waste And Scrap Metal Of Iron/steel	66 740	66 740	28 565	28 565
LAINNYA	0	0	0	0
<b>SUB TOTAL</b>	<b>124 940</b>	<b>124 940</b>	<b>73 542</b>	<b>73 542</b>
<b>CHILE</b>				
251 Pulp And Waste Paper	10 466 522	15 297 104	8 687 674	12 492 867
682 Copper	699 528	699 528	6 224 485	6 224 485
562 Fertilizers, Manufactured	1 300 000	2 288 000	923 000	1 653 600
411 Animal Oils And Fats	385 360	727 335	454 567	953 457
784 Parts And Accessories Of The Motor Vehicles	14 760	68 880	183 158	947 883
LAINNYA	2 060 830	3 592 678	1 329 600	2 513 933
<b>SUB TOTAL</b>	<b>14 927 000</b>	<b>22 673 525</b>	<b>17 802 484</b>	<b>24 786 225</b>
<b>VENEZUELA</b>				
685 Lead	48 219	48 219	102 701	102 701
541 Medicinal And Pharmaceutical Products	755	755	50 970	50 970
514 Nitrogen-function Compounds	0	4 050	0	18 630
747 Taps, Cocks, And Valves For Pipes	0	742	0	14 975
723 Civil Engineering And Contractor Plants And Equipments/parts	0	6	0	66
LAINNYA	0	1	0	2
<b>SUB TOTAL</b>	<b>48 974</b>	<b>53 773</b>	<b>153 671</b>	<b>187 344</b>

**I.6 IMPOR KOMODITI MENURUT NEGARA ASAL / IMPORT BY COUNTRY OF ORIGIN  
DAN LIMA GOLONGAN BARANG (SITC) UTAMA / AND FIVE MAJOR SITC COMMODITY GROUP  
\*\* FEBRUARI / FEBRUARY 2011 \*\***

Negara Asal/SITC/Uraian Golongan Barang <i>Country of Origin/SITC/group Description</i>	Berat Bersih / <i>Net Weight (Kg)</i>		Nilai CIF / <i>CIF Value (US\$)</i>	
	Bulan ini <i>Current month</i>	Kumulatif <i>Cum. Jan to date</i>	Bulan ini <i>Current month</i>	Kumulatif <i>Cum. Jan to date</i>
<b>ARGENTINA</b>				
081 Feeding Stuff For Animals	163 570 770	294 414 733	77 071 924	137 862 794
679 Tubes, Pipes, Hollow Profile, Pipe Fitting Of Iron/steel	3 335 591	4 739 221	5 432 448	7 551 274
263 Cotton	764 420	1 423 840	2 017 556	3 433 319
022 Milk,cream, And Milk Products Other Than Butter Or Cheese	275 000	650 000	704 724	1 634 982
512 Alcohols,phenols,phenol-alcohols And Their Halogenated LAINNYA	0 732 570	5 063 200 1 462 269	0 2 064 744	1 146 758 3 946 581
SUB TOTAL	168 678 351	307 753 263	87 291 396	155 575 708
<b>BRAZIL</b>				
061 Sugar, Molasses, And Honey	65 071 110	129 571 110	39 825 718	85 849 260
281 Iron Ore And Concentrates	308 567 234	308 567 234	65 826 688	65 826 688
044 Maize, Unmilled	50 299 983	169 015 613	15 240 895	49 963 456
263 Cotton	5 000 279	19 985 719	11 730 015	48 176 089
672 Ingots And Other Iron/steel In Primary Forms LAINNYA	15 818 833 7 479 076	18 265 916 35 394 276	9 489 315 26 901 079	10 935 541 72 831 691
SUB TOTAL	452 236 515	680 799 868	169 013 710	333 582 725
<b>COLOMBIA</b>				
522 Inorganic Chemical Elements, Oxides And Halogen Salts	481 000	832 000	512 131	877 137
591 Disinfectants, Insecticides, And Fungicides Put In Forms	124 798	124 798	691 737	691 737
542 Medicaments, Including Veterinary Medicaments	0	683	0	635 625
325 Coke And Semi Coke Of Coal/lignite/peat	764 624	764 624	306 859	306 859
513 Carboxylic Acids,and Their Anhydrides,halides,peroxides LAINNYA	40 000 122 528	102 800 146 513	68 000 340 691	202 120 532 773
SUB TOTAL	1 532 950	1 971 418	1 919 418	3 246 251
<b>BOLIVIA</b>				
522 Inorganic Chemical Elements, Oxides And Halogen Salts LAINNYA	0 0	168 000 0	0 0	109 200 0
SUB TOTAL	0	168 000	0	109 200
<b>URUGUAY</b>				
248 Wood, simply Worked And Railway Sleeper Of Wood	433 928	1 199 567	425 157	1 078 183
629 Articles Of Rubbers	0	2 967	0	33 435
597 Additive For Mineral Oils	0	9 607	0	25 665
247 Wood In The Rough Or Roughly Squared	0	22 596	0	20 937
554 Soap,cleansing And Polishing Preparations LAINNYA	0 185	7 055 185	0 6 468	18 846 6 468
SUB TOTAL	434 113	1 241 977	431 625	1 183 534
<b>PARAGUAY</b>				
263 Cotton	0	298 776	0	1 034 131
121 Tobacco, Unmanufactured And Refused	36 593	36 593	91 304	91 304
551 Essential Oils, Perfumes, And Flavour Materials	0	720	0	22 130
635 Wood Manufactures	10 850	10 850	12 281	12 281
098 Edible Products And Preparations LAINNYA	0 0	130 0	0 0	5 200 0
SUB TOTAL	47 443	347 069	103 585	1 165 046
<b>ECUADOR</b>				
411 Animal Oils And Fats	0	73 852	0	88 622
743 Pumps, Compressors, Fans, Blowers, Centrifuges, And Parts	40	3 131	947	65 018
121 Tobacco, Unmanufactured And Refused	0	1 391	0	28 522
747 Taps, Cocks, And Valves For Pipes	0	64	0	21 444
679 Tubes, Pipes, Hollow Profile, Pipe Fitting Of Iron/steel LAINNYA	0 216	12 216	0 1 958	2 742 1 958
SUB TOTAL	256	78 666	2 905	208 306
<b>PERU</b>				
562 Fertilizers, Manufactured	49 402 200	49 402 200	6 175 276	6 175 276
057 Fruit And Nut; Fresh Or Dried	1 262 101	1 982 480	2 567 369	4 045 489
081 Feeding Stuff For Animals	759 478	1 988 264	1 152 422	3 035 788



**I.6 IMPOR KOMODITI MENURUT NEGARA ASAL / IMPORT BY COUNTRY OF ORIGIN  
DAN LIMA GOLONGAN BARANG (SITC) UTAMA / AND FIVE MAJOR SITC COMMODITY GROUP  
\*\* FEBRUARI / FEBRUARY 2011 \*\***

Negara Asal/SITC/Uraian Golongan Barang <i>Country of Origin/SITC/group Description</i>	Berat Bersih / <i>Net Weight (Kg)</i>		Nilai CIF / <i>CIF Value (US\$)</i>	
	Bulan ini <i>Current month</i>	Kumulatif <i>Cum. Jan to date</i>	Bulan ini <i>Current month</i>	Kumulatif <i>Cum. Jan to date</i>
054 Vegetables, Fresh, Chilled, Frozen Or Simply Preserved	101 320	256 616	70 951	169 277
266 Synthetic Fibres Suitable For Spinning	51 264	51 264	149 977	149 977
LAINNYA	38 940	131 807	80 151	251 117
<b>SUB TOTAL</b>	<b>51 615 303</b>	<b>53 812 631</b>	<b>10 196 146</b>	<b>13 826 924</b>
<b>GUYANA</b>				
792 Aircraft And Associated Equipments And Parts	18	18	13 979	13 979
LAINNYA	0	0	0	0
<b>SUB TOTAL</b>	<b>18</b>	<b>18</b>	<b>13 979</b>	<b>13 979</b>
<b>TRINIDAD AND TOBAGO</b>				
251 Pulp And Waste Paper	0	127 685	0	31 666
899 Other Miscellaneous Manufactured Articles	0	780	0	26 532
LAINNYA	0	0	0	0
<b>SUB TOTAL</b>	<b>0</b>	<b>128 465</b>	<b>0</b>	<b>58 198</b>
<b>BAHAMAS</b>				
282 Waste And Scrap Metal Of Iron/steel	269 980	559 438	103 672	214 240
846 Clothing Accessories Of Textiles Fabrics	0	1	0	17
LAINNYA	0	0	0	0
<b>SUB TOTAL</b>	<b>269 980</b>	<b>559 439</b>	<b>103 672</b>	<b>214 257</b>
<b>JAMAICA</b>				
251 Pulp And Waste Paper	17 900	17 900	8 055	8 055
LAINNYA	0	0	0	0
<b>SUB TOTAL</b>	<b>17 900</b>	<b>17 900</b>	<b>8 055</b>	<b>8 055</b>
<b>PUERTO RICO</b>				
282 Waste And Scrap Metal Of Iron/steel	1 832 311	4 849 664	658 348	1 582 783
515 Organo-inorganic And Heterocyclic Compounds	2 421	2 443	474 637	929 637
776 Thermionic, Cold Cathode, And Photo Cathode Valves/tubes	1 483	3 599	247 297	566 634
542 Medicaments, Including Veterinary Medicaments	923	923	431 679	431 679
759 Parts And Accessories For Machine Of Heading 751 Or 752	1	493	1 569	103 888
LAINNYA	598	1 283	34 021	86 014
<b>SUB TOTAL</b>	<b>1 837 737</b>	<b>4 858 405</b>	<b>1 847 551</b>	<b>3 700 635</b>
<b>BELIZE</b>				
523 Metallicsalts And Peroxysalts	24 000	24 000	10 080	10 080
778 Electrical Machinery And Apparatus	0	46	0	1 496
598 Miscellaneous Chemical Products	1	1	2	2
LAINNYA	0	0	0	0
<b>SUB TOTAL</b>	<b>24 001</b>	<b>24 047</b>	<b>10 082</b>	<b>11 578</b>
<b>DOMINICAN REPUBLIC</b>				
282 Waste And Scrap Metal Of Iron/steel	0	1 023 860	0	425 227
774 Electrical Apparatus For Medical Purposes And Radiological A	0	100	0	7 085
764 Telecommunication Equipments And Parts	1	1	786	786
LAINNYA	0	0	0	0
<b>SUB TOTAL</b>	<b>1</b>	<b>1 023 961</b>	<b>786</b>	<b>433 098</b>
<b>EL SALVADOR</b>				
845 Articles Of Apparel	0	566	0	1 437
656 Tulle,lace,embroidery,ribbons,trimmings And Other Small Ware	6	7	54	64
LAINNYA	0	0	0	0
<b>SUB TOTAL</b>	<b>6</b>	<b>573</b>	<b>54</b>	<b>1 501</b>
<b>COSTA RICA</b>				
611 Leathers	0	7 708	0	139 464
759 Parts And Accessories For Machine Of Heading 751 Or 752	47	124	61 146	124 982
223 Oil Seeds Use For Extraction Of Other Fixed Vegetable Oils	337	337	77 385	77 385

**I.6 IMPOR KOMODITI MENURUT NEGARA ASAL / IMPORT BY COUNTRY OF ORIGIN  
DAN LIMA GOLONGAN BARANG (SITC) UTAMA / AND FIVE MAJOR SITC COMMODITY GROUP  
\*\* FEBRUARI / FEBRUARY 2011 \*\***

Negara Asal/SITC/Uraian Golongan Barang <i>Country of Origin/SITC/group Description</i>	Berat Bersih / <i>Net Weight (Kg)</i>		Nilai CIF / <i>CIF Value (US\$)</i>	
	Bulan ini <i>Current month</i>	Kumulatif <i>Cum. Jan to date</i>	Bulan ini <i>Current month</i>	Kumulatif <i>Cum. Jan to date</i>
776 Thermionic, Cold Cathode, And Photo Cathode Valves/tubes	61	123	3 765	11 671
764 Telecommunication Equipments And Parts	88	142	7 182	11 318
LAINNYA	624	1 573	4 925	15 466
<b>SUB TOTAL</b>	<b>1 157</b>	<b>10 007</b>	<b>154 403</b>	<b>380 286</b>
<b>HAITI</b>				
551 Essential Oils, Perfumes, And Flavour Materials	20	20	2 271	2 271
764 Telecommunication Equipments And Parts	0	5	0	2 107
LAINNYA	0	0	0	0
<b>SUB TOTAL</b>	<b>20</b>	<b>25</b>	<b>2 271</b>	<b>4 378</b>
<b>BARBADOS</b>				
282 Waste And Scrap Metal Of Iron/steel	0	209 430	0	79 583
LAINNYA	0	0	0	0
<b>SUB TOTAL</b>	<b>0</b>	<b>209 430</b>	<b>0</b>	<b>79 583</b>
<b>ANTIGUA AND BARBUDA</b>				
642 Paper And Paperboard Cut To Size/shape And Article Of Papers	0	5 910	0	4 568
LAINNYA	0	0	0	0
<b>SUB TOTAL</b>	<b>0</b>	<b>5 910</b>	<b>0</b>	<b>4 568</b>
<b>CAPE VERDE</b>				
894 Baby Carriages, Toys, Games, And Sporting Goods	0	11 825	0	4 793
LAINNYA	0	0	0	0
<b>SUB TOTAL</b>	<b>0</b>	<b>11 825</b>	<b>0</b>	<b>4 793</b>
<b>DOMINICA</b>				
551 Essential Oils, Perfumes, And Flavour Materials	427	427	6 660	6 660
874 Measuring, Checking, Analysing, And Controlling Instrument A	0	60	0	1 204
692 Metal Containers For Storage And Transportations	1	1	326	326
735 Parts Of Machine Tools	1	1	114	114
LAINNYA	0	0	0	0
<b>SUB TOTAL</b>	<b>429</b>	<b>489</b>	<b>7 100</b>	<b>8 304</b>
<b>FRENCH GUIANA</b>				
248 Wood, simply Worked And Railway Sleeper Of Wood	0	18 843	0	9 469
LAINNYA	0	0	0	0
<b>SUB TOTAL</b>	<b>0</b>	<b>18 843</b>	<b>0</b>	<b>9 469</b>
<b>GREENLAND</b>				
036 Crustaceans, Molluscs, And Aquatic Invertebrates	19 432	38 788	93 187	191 228
655 Knitted Or Crocheted Fabrics	0	17	0	594
845 Articles Of Apparel	0	1	0	16
892 Printed Matter	0	1	0	16
LAINNYA	0	0	0	0
<b>SUB TOTAL</b>	<b>19 432</b>	<b>38 807</b>	<b>93 187</b>	<b>191 854</b>
<b>MARTINIQUE</b>				
282 Waste And Scrap Metal Of Iron/steel	0	229 670	0	59 714
LAINNYA	0	0	0	0
<b>SUB TOTAL</b>	<b>0</b>	<b>229 670</b>	<b>0</b>	<b>59 714</b>
<b>NETHERLANDS ANTILLES</b>				
793 Ships, Boats, And Floating Structures	0	638 000	0	3 904 425
575 Other Plastics In Primary Forms	8 025	20 025	41 650	103 930
334 Petroleum Products, Refined	0	28 800	0	80 736
641 Papers And Paperboards	512	1 500	6 661	13 125
554 Soap, cleansing And Polishing Preparations	1 464	1 464	8 208	8 208
LAINNYA	513	526	1 989	2 488
<b>SUB TOTAL</b>	<b>10 514</b>	<b>690 315</b>	<b>58 508</b>	<b>4 112 912</b>

**I.6 IMPOR KOMODITI MENURUT NEGARA ASAL / IMPORT BY COUNTRY OF ORIGIN  
DAN LIMA GOLONGAN BARANG (SITC) UTAMA / AND FIVE MAJOR SITC COMMODITY GROUP  
\*\* FEBRUARI / FEBRUARY 2011 \*\***

Negara Asal/SITC/Uraian Golongan Barang <i>Country of Origin/SITC/group Description</i>	Berat Bersih / <i>Net Weight (Kg)</i>		Nilai CIF / <i>CFI Value (US\$)</i>	
	Bulan ini <i>Current month</i>	Kumulatif <i>Cum. Jan to date</i>	Bulan ini <i>Current month</i>	Kumulatif <i>Cum. Jan to date</i>
<b>NORFOLK ISLANDS</b>				
598 Miscellaneous Chemical Products	0	13 280	0	75 072
LAINNYA	0	0	0	0
SUB TOTAL	0	13 280	0	75 072
<b>SAN MARINO</b>				
772 Electrical Apparatus For Making And Breaking Electrical Circ	370	375	4 737	5 478
LAINNYA	0	0	0	0
SUB TOTAL	370	375	4 737	5 478
<b>GUADELOUPE</b>				
724 Textile/leather Machinery And Parts	2	2	592	592
699 Manufactures Of Base Metals	0	1	0	5
LAINNYA	0	0	0	0
SUB TOTAL	2	3	592	597
<b>UNITED KINGDOM</b>				
251 Pulp And Waste Paper	20 506 321	43 720 511	4 719 329	10 083 572
792 Aircraft And Associated Equipments And Parts	4 559	6 781	7 048 004	8 098 085
716 Rotating Electric Plants And Parts	106 322	456 321	1 193 026	5 671 184
282 Waste And Scrap Metal Of Iron/steel	5 566 400	9 234 880	2 429 768	3 896 990
591 Disinfectants, Insecticides, And Fungicides Put In Forms	111 842	170 384	2 953 493	3 809 373
LAINNYA	6 639 426	15 664 960	37 047 299	85 333 857
SUB TOTAL	32 934 870	69 253 837	55 390 919	116 893 061
<b>NETHERLANDS</b>				
782 Motor Vehicle For The Transportation Of Goods	687 264	1 264 756	6 218 350	11 460 750
022 Milk,cream, And Milk Products Other Than Butter Or Cheese	1 265 183	3 443 695	2 601 183	6 578 800
515 Organo-inorganic And Heterocyclic Compounds	1 061 828	1 621 532	3 132 048	4 680 674
792 Aircraft And Associated Equipments And Parts	15 693	17 250	3 325 642	4 088 493
098 Edible Products And Preparations	275 599	471 766	2 166 170	3 963 992
LAINNYA	15 439 914	30 779 957	27 516 760	58 897 227
SUB TOTAL	18 745 481	37 598 956	44 960 153	89 669 936
<b>FRANCE</b>				
792 Aircraft And Associated Equipments And Parts	139 640	161 752	92 918 099	116 993 821
723 Civil Engineering And Contractor Plants And Equipments/parts	1 227 785	1 435 295	14 324 840	17 245 799
679 Tubes, Pipes, Hollow Profile, Pipe Fitting Of Iron/steel	4 360 032	7 013 375	8 382 970	13 334 851
251 Pulp And Waste Paper	7 548 355	19 450 176	5 453 775	13 201 584
772 Electrical Apparatus For Making And Breaking Electrical Circ	101 067	326 164	2 944 492	8 274 922
LAINNYA	11 919 652	27 740 933	53 977 883	123 496 227
SUB TOTAL	25 296 531	56 127 695	178 002 059	292 547 204
<b>GERMANY, FED. REP. OF</b>				
728 Other Machines And Equipment Specialized For Particular Indu	2 578 047	3 503 469	44 357 106	82 855 483
716 Rotating Electric Plants And Parts	225 470	953 348	4 177 758	23 331 136
776 Thermionic, Cold Cathode, And Photo Cathode Valves/tubes	23 571	46 177	11 088 277	22 983 380
724 Textile/leather Machinery And Parts	784 277	1 181 284	11 370 450	19 049 601
745 Other Non-electical Machinery, Tools, And Mechanical Appar	134 006	328 562	5 167 083	18 780 141
LAINNYA	39 768 015	113 994 921	144 032 397	326 062 200
SUB TOTAL	43 513 386	120 007 761	220 193 071	493 061 941
<b>AUSTRIA</b>				
776 Thermionic, Cold Cathode, And Photo Cathode Valves/tubes	17 875	36 060	8 171 781	16 754 136
716 Rotating Electric Plants And Parts	109 426	174 431	3 732 296	6 249 712
641 Papers And Paperboards	2 555 222	4 337 167	3 107 813	5 858 238
728 Other Machines And Equipment Specialized For Particular Indu	18 443	151 123	366 330	4 191 839
772 Electrical Apparatus For Making And Breaking Electrical Circ	5 194	13 921	1 082 486	2 030 570
LAINNYA	1 301 628	3 252 516	7 163 523	14 363 804
SUB TOTAL	4 007 788	7 965 218	23 624 229	49 448 299

**I.6 IMPOR KOMODITI MENURUT NEGARA ASAL / IMPORT BY COUNTRY OF ORIGIN  
DAN LIMA GOLONGAN BARANG (SITC) UTAMA / AND FIVE MAJOR SITC COMMODITY GROUP  
\*\* FEBRUARI / FEBRUARY 2011 \*\***

Negara Asal/SITC/Uraian Golongan Barang <i>Country of Origin/SITC/group Description</i>	Berat Bersih / <i>Net Weight (Kg)</i>		Nilai CIF / <i>CIF Value (US\$)</i>	
	Bulan ini <i>Current month</i>	Kumulatif <i>Cum. Jan to date</i>	Bulan ini <i>Current month</i>	Kumulatif <i>Cum. Jan to date</i>
<b>BELGIUM</b>				
515 Organo-inorganic And Heterocyclic Compounds	1 590 252	3 361 163	6 451 095	12 598 528
723 Civil Engineering And Contractor Plants And Equipments/parts	476 529	478 608	4 822 809	4 858 668
251 Pulp And Waste Paper	5 265 240	18 404 510	1 210 128	4 212 068
728 Other Machines And Equipment Specialized For Particular Indu	74 660	130 285	2 273 122	3 739 064
575 Other Plastics In Primary Forms	426 476	1 083 713	1 475 061	3 302 713
LAINNYA	11 149 223	22 515 199	23 510 355	46 834 894
<b>SUB TOTAL</b>	<b>18 982 380</b>	<b>45 973 478</b>	<b>39 742 570</b>	<b>75 545 935</b>
<b>SWITZERLAND</b>				
724 Textile/leather Machinery And Parts	432 347	784 277	7 705 863	12 153 939
714 Engines And Motors, Non-electric And Parts	788	6 209	448 500	7 284 494
772 Electrical Apparatus For Making And Breaking Electrical Circ	21 455	34 269	4 652 423	7 162 828
741 Heating And Cooling Equipments And Parts	6 768	239 712	586 988	6 881 030
533 Pigments, Paints, Varnishes, And Related Materials	36 689	103 011	1 635 875	5 485 451
LAINNYA	6 652 174	10 060 813	23 167 555	44 492 146
<b>SUB TOTAL</b>	<b>7 150 221</b>	<b>11 228 291</b>	<b>38 197 204</b>	<b>83 459 888</b>
<b>LUXEMBOURG</b>				
728 Other Machines And Equipment Specialized For Particular Indu	1 669	1 669	314 729	314 729
672 Ingots And Other Iron/steel In Primary Forms	110 167	110 167	143 033	143 033
676 Iron/steel Bars, Rods, Angels, Shaped And Sections	41 764	50 930	112 287	125 730
677 Rail/railway And Tractor Construction Of Iron/steel Material	27 975	27 975	37 497	37 497
598 Miscellaneous Chemical Products	138 553	138 553	31 409	31 409
LAINNYA	3 120	6 451	108 302	163 727
<b>SUB TOTAL</b>	<b>323 248</b>	<b>335 745</b>	<b>747 257</b>	<b>816 125</b>
<b>MONACO</b>				
553 Perfumery, Cosmetics, And Toilet Preparations	252	510	7 655	15 864
541 Medicinal And Pharmaceutical Products	173	249	1 761	2 642
575 Other Plastics In Primary Forms	100	173	1 017	1 857
523 Metallicsalts And Peroxysalts	50	138	510	1 530
513 Carboxylic Acids, and Their Anhydrides, halides, peroxides	103	103	1 064	1 064
LAINNYA	0	155	0	1 815
<b>SUB TOTAL</b>	<b>678</b>	<b>1 328</b>	<b>12 007</b>	<b>24 772</b>
<b>DENMARK</b>				
728 Other Machines And Equipment Specialized For Particular Indu	1 084 561	1 389 468	14 899 035	29 071 675
727 Food Processing Machines And Parts	2 626	149 851	301 437	5 084 836
542 Medicaments, Including Veterinary Medicaments	4 127	8 449	1 815 810	3 557 540
741 Heating And Cooling Equipments And Parts	36 398	161 693	2 236 872	2 850 056
775 Household Type, Electrical/non-electrical Equipments	84 408	84 445	1 364 727	1 365 039
LAINNYA	1 828 565	2 675 346	5 283 070	9 816 149
<b>SUB TOTAL</b>	<b>3 040 685</b>	<b>4 469 252</b>	<b>25 900 951</b>	<b>51 745 295</b>
<b>NORWAY</b>				
562 Fertilizers, Manufactured	5 399 430	14 827 515	2 985 156	7 931 916
773 Equipment For Distributing Electricity	50	537 134	2 058	5 380 737
744 Mechanical Handling Equipments And Parts	9 270	138 647	154 995	3 540 828
621 Materials Of Rubber	55	986 004	2 193	3 381 762
251 Pulp And Waste Paper	2 485 840	4 681 219	1 127 809	2 483 569
LAINNYA	1 403 334	2 632 123	5 497 976	11 439 329
<b>SUB TOTAL</b>	<b>9 297 979</b>	<b>23 802 642</b>	<b>9 770 187</b>	<b>34 158 141</b>
<b>SWEDEN</b>				
764 Telecommunication Equipments And Parts	79 147	180 245	19 735 555	40 091 886
782 Motor Vehicle For The Transportation Of Goods	421 482	2 406 378	5 216 255	24 903 699
641 Papers And Paperboards	4 752 569	9 740 238	4 698 880	9 869 777
741 Heating And Cooling Equipments And Parts	41 873	111 676	759 995	5 095 722
251 Pulp And Waste Paper	1 958 639	6 539 116	1 228 598	4 106 149
LAINNYA	5 976 034	8 958 542	20 572 776	39 601 225
<b>SUB TOTAL</b>	<b>13 229 744</b>	<b>27 936 195</b>	<b>52 212 059</b>	<b>123 668 458</b>

**I.6 IMPOR KOMODITI MENURUT NEGARA ASAL / IMPORT BY COUNTRY OF ORIGIN  
DAN LIMA GOLONGAN BARANG (SITC) UTAMA / AND FIVE MAJOR SITC COMMODITY GROUP  
\*\* FEBRUARI / FEBRUARY 2011 \*\***

Negara Asal/SITC/Uraian Golongan Barang <i>Country of Origin/SITC/group Description</i>	Berat Bersih / <i>Net Weight (Kg)</i>		Nilai CIF / <i>CFI Value (US\$)</i>	
	Bulan ini <i>Current month</i>	Kumulatif <i>Cum. Jan to date</i>	Bulan ini <i>Current month</i>	Kumulatif <i>Cum. Jan to date</i>
<b>FINLAND</b>				
764 Telecommunication Equipments And Parts	32 863	68 720	7 622 884	17 024 708
641 Papers And Paperboards	1 915 242	4 427 369	2 178 934	4 985 231
716 Rotating Electric Plants And Parts	5 728	130 140	45 566	3 914 520
725 Papermill/pulpmill Machinery And Paper Cutting Machines	24 472	67 284	1 682 729	3 148 546
251 Pulp And Waste Paper	986 620	3 913 058	217 657	2 455 637
LAINNYA	784 165	1 818 710	7 151 184	14 686 808
<b>SUB TOTAL</b>	<b>3 749 090</b>	<b>10 425 281</b>	<b>18 898 954</b>	<b>46 215 450</b>
<b>IRELAND</b>				
542 Medicaments, Including Veterinary Medicaments	2 611	4 100	999 170	2 686 952
752 Automatic Data Processing Machines And Their Units	4 472	5 428	1 109 346	1 266 949
098 Edible Products And Preparations	6 716	28 122	226 996	946 904
551 Essential Oils, Perfumes, And Flavour Materials	99 760	99 785	768 842	769 671
251 Pulp And Waste Paper	883 800	2 902 250	194 652	734 818
LAINNYA	135 856	387 730	2 429 192	4 013 113
<b>SUB TOTAL</b>	<b>1 133 215</b>	<b>3 427 415</b>	<b>5 728 198</b>	<b>10 418 407</b>
<b>ITALY</b>				
745 Other Non-electical Machinery, Tools, And Mechanical Apparatus	102 496	212 549	13 198 220	18 005 312
679 Tubes, Pipes, Hollow Profile, Pipe Fitting Of Iron/steel	349 564	6 006 744	2 137 323	11 379 308
728 Other Machines And Equipment Specialized For Particular Indu	258 429	365 115	7 195 426	10 147 894
724 Textile/leather Machinery And Parts	154 332	475 270	3 111 236	9 753 288
251 Pulp And Waste Paper	18 663 996	41 653 802	4 360 649	9 630 776
LAINNYA	7 152 861	18 467 256	49 176 876	103 416 347
<b>SUB TOTAL</b>	<b>26 681 678</b>	<b>67 180 736</b>	<b>79 179 730</b>	<b>162 332 925</b>
<b>SPAIN</b>				
728 Other Machines And Equipment Specialized For Particular Indu	634 792	1 196 368	12 170 526	23 055 230
716 Rotating Electric Plants And Parts	35 763	149 250	840 502	3 725 360
251 Pulp And Waste Paper	6 689 303	11 261 193	2 394 283	3 708 133
533 Pigments, Paints, Varnishes, And Related Materials	972 229	1 703 099	1 595 686	2 878 295
741 Heating And Cooling Equipments And Parts	63 255	72 567	2 753 761	2 812 539
LAINNYA	3 636 776	7 521 310	19 213 441	34 658 413
<b>SUB TOTAL</b>	<b>12 032 118</b>	<b>21 903 787</b>	<b>38 968 199</b>	<b>70 837 970</b>
<b>PORTUGAL</b>				
845 Articles Of Apparel	5 655	11 820	386 730	742 879
251 Pulp And Waste Paper	488 660	1 477 890	115 812	350 260
844 Women's Coats/jackets, Knitted	1 524	3 487	115 836	229 910
273 Stone, Sand And Gravel	339 705	942 436	16 023	205 151
772 Electrical Apparatus For Making And Breaking Electrical Circ	1 152	7 074	50 693	171 559
LAINNYA	42 734	123 894	714 431	1 241 409
<b>SUB TOTAL</b>	<b>879 430</b>	<b>2 566 601</b>	<b>1 399 525</b>	<b>2 941 168</b>
<b>ICELAND</b>				
671 Pig Iron,spiegeleisen,sponge Iron, And Ferro-alloys	71 430	131 430	232 560	390 360
411 Animal Oils And Fats	658	11 108	5 217	51 781
845 Articles Of Apparel	70	70	6 093	6 093
784 Parts And Accessories Of The Motor Vehicles	0	12	0	2 070
844 Women's Coats/jackets, Knitted	15	15	1 314	1 314
LAINNYA	10	16	1 192	1 603
<b>SUB TOTAL</b>	<b>72 183</b>	<b>142 651</b>	<b>246 376</b>	<b>453 221</b>
<b>MONTSERRAT</b>				
743 Pumps, Compressors, Fans, Blowers, Centrifuges, And Parts	43	43	10 834	10 834
LAINNYA	0	0	0	0
<b>SUB TOTAL</b>	<b>43</b>	<b>43</b>	<b>10 834</b>	<b>10 834</b>
<b>GREECE</b>				
263 Cotton	1 965 657	3 908 227	5 102 533	9 865 549
251 Pulp And Waste Paper	7 111 677	16 321 452	1 644 932	3 729 722
121 Tobacco, Unmanufactured And Refused	177 904	177 904	1 375 704	1 375 704

**I.6 IMPOR KOMODITI MENURUT NEGARA ASAL / IMPORT BY COUNTRY OF ORIGIN  
DAN LIMA GOLONGAN BARANG (SITC) UTAMA / AND FIVE MAJOR SITC COMMODITY GROUP  
\*\* FEBRUARI / FEBRUARY 2011 \*\***

Negara Asal/SITC/Uraian Golongan Barang <i>Country of Origin/SITC/group Description</i>	Berat Bersih / <i>Net Weight (Kg)</i>		Nilai CIF / <i>CFI Value (US\$)</i>	
	Bulan ini <i>Current month</i>	Kumulatif <i>Cum. Jan to date</i>	Bulan ini <i>Current month</i>	Kumulatif <i>Cum. Jan to date</i>
724 Textile/leather Machinery And Parts	0	25 353	0	734 206
733 Machine Tool For Working Metals	5 988	14 284	111 051	245 053
LAINNYA	385 776	1 110 131	306 217	710 748
<b>SUB TOTAL</b>	<b>9 647 002</b>	<b>21 557 351</b>	<b>8 540 437</b>	<b>16 660 982</b>
<b>ANDORRA</b>				
621 Materials Of Rubber	1	1	30	30
LAINNYA	0	0	0	0
<b>SUB TOTAL</b>	<b>1</b>	<b>1</b>	<b>30</b>	<b>30</b>
<b>LIECHTENSTEIN</b>				
655 Knitted Or Crocheted Fabrics	11	11	49	49
LAINNYA	0	0	0	0
<b>SUB TOTAL</b>	<b>11</b>	<b>11</b>	<b>49</b>	<b>49</b>
<b>DEMOCRATIC REP. OF THE CONGO</b>				
292 Crude Vegetable Materials	61 451	177 406	143 181	408 717
899 Other Miscellaneous Manufactured Articles	47	47	70	70
LAINNYA	0	0	0	0
<b>SUB TOTAL</b>	<b>61 498</b>	<b>177 453</b>	<b>143 251</b>	<b>408 787</b>
<b>HUNGARY</b>				
764 Telecommunication Equipments And Parts	17 593	46 588	8 099 978	21 716 172
778 Electrical Machinery And Apparatus	17 388	47 625	275 941	932 001
541 Medicinal And Pharmaceutical Products	732	2 703	254 255	444 300
335 Residual Petroleum Products, And Related Materials	99 400	169 260	166 495	283 297
772 Electrical Apparatus For Making And Breaking Electrical Circ	2 521	7 430	85 500	216 517
LAINNYA	41 237	147 013	859 861	1 966 339
<b>SUB TOTAL</b>	<b>178 871</b>	<b>420 619</b>	<b>9 742 030</b>	<b>25 558 626</b>
<b>POLAND</b>				
515 Organo-inorganic And Heterocyclic Compounds	506 000	1 012 372	1 416 800	2 797 139
792 Aircraft And Associated Equipments And Parts	0	2 481	0	1 613 989
778 Electrical Machinery And Apparatus	8 988	32 212	478 782	954 929
232 Synthetic Rubber Latex, Synthetic/reclaimed Rubber	309 562	309 562	829 846	829 846
641 Papers And Paperboards	348 326	348 400	390 164	394 579
LAINNYA	377 468	753 740	1 267 720	2 786 678
<b>SUB TOTAL</b>	<b>1 550 344</b>	<b>2 458 767</b>	<b>4 383 312</b>	<b>9 377 160</b>
<b>ROMANIA</b>				
679 Tubes, Pipes, Hollow Profile, Pipe Fitting Of Iron/steel	496 575	637 816	319 645	547 015
523 Metallicsalts And Peroxysalts	527 500	1 347 500	162 500	408 500
746 Ball Or Roller Bearings	5 797	13 735	64 603	137 270
842 Women's Coats/jacket, Not Knitted	1 939	2 727	85 077	125 733
742 Pumps For Liquid And Parts	10 429	23 251	43 693	105 304
LAINNYA	313 228	437 962	487 262	932 324
<b>SUB TOTAL</b>	<b>1 355 468</b>	<b>2 462 991</b>	<b>1 162 780</b>	<b>2 256 146</b>
<b>BULGARIA</b>				
891 Arms And Ammunitions	0	48 182	0	989 832
523 Metallicsalts And Peroxysalts	3 501 860	5 004 880	679 361	960 869
075 Spices	1 177 576	2 799 576	389 498	900 462
776 Thermionic, Cold Cathode, And Photo Cathode Valves/tubes	36	55	217 233	408 719
682 Copper	0	34 063	0	237 361
LAINNYA	162 599	193 817	453 289	835 816
<b>SUB TOTAL</b>	<b>4 842 071</b>	<b>8 080 573</b>	<b>1 739 381</b>	<b>4 333 059</b>
<b>ALBANIA</b>				
671 Pig Iron,spiegeleisen,sponge Iron, And Ferro-alloys	50 000	50 000	95 228	95 228
851 Footwears	93	138	5 087	7 680
845 Articles Of Apparel	0	37	0	2 146

**I.6 IMPOR KOMODITI MENURUT NEGARA ASAL / IMPORT BY COUNTRY OF ORIGIN  
DAN LIMA GOLONGAN BARANG (SITC) UTAMA / AND FIVE MAJOR SITC COMMODITY GROUP  
\*\* FEBRUARI / FEBRUARY 2011 \*\***

Negara Asal/SITC/Uraian Golongan Barang <i>Country of Origin/SITC/group Description</i>	Berat Bersih / <i>Net Weight (Kg)</i>		Nilai CIF / <i>CIF Value (US\$)</i>	
	Bulan ini <i>Current month</i>	Kumulatif <i>Cum. Jan to date</i>	Bulan ini <i>Current month</i>	Kumulatif <i>Cum. Jan to date</i>
551 Essential Oils, Perfumes, And Flavour Materials	114	114	1 681	1 681
841 Men's Coats/jackets, Not Knitted	0	1	0	427
LAINNYA	0	0	0	0
<b>SUB TOTAL</b>	<b>50 207</b>	<b>50 290</b>	<b>101 996</b>	<b>107 162</b>
<b>ARMENIA</b>				
892 Printed Matter	0	1	0	3
LAINNYA	0	0	0	0
<b>SUB TOTAL</b>	<b>0</b>	<b>1</b>	<b>0</b>	<b>3</b>
<b>AZERBAIJAN</b>				
333 Petroleum Oil, Crude	637 682 834	637 682 834	498 446 464	498 446 464
LAINNYA	0	0	0	0
<b>SUB TOTAL</b>	<b>637 682 834</b>	<b>637 682 834</b>	<b>498 446 464</b>	<b>498 446 464</b>
<b>BELARUS</b>				
562 Fertilizers, Manufactured	25 273 659	46 672 990	10 410 444	19 077 173
625 Rubber Tyre, tyre Cases, tyre Treads, inner Tubes, And Tyre Fla	74 634	198 238	276 532	626 189
695 Tools For Used In The Hand Or In Machines	64	64	1 750	1 750
894 Baby Carriages, Toys, Games, And Sporting Goods	2	2	16	16
LAINNYA	0	0	0	0
<b>SUB TOTAL</b>	<b>25 348 359</b>	<b>46 871 294</b>	<b>10 688 742</b>	<b>19 705 128</b>
<b>KAZAKHSTAN</b>				
686 Zinc	196 578	345 409	482 085	834 372
723 Civil Engineering And Contractor Plants And Equipments/parts	0	133	0	8 903
LAINNYA	0	0	0	0
<b>SUB TOTAL</b>	<b>196 578</b>	<b>345 542</b>	<b>482 085</b>	<b>843 275</b>
<b>KYRGYZSTAN</b>				
575 Other Plastics In Primary Forms	0	22 783	0	63 871
232 Synthetic Rubber Latex, Synthetic/reclaimed Rubber	18 000	42 160	23 400	51 305
682 Copper	0	459	0	14 274
522 Inorganic Chemical Elements, Oxides And Halogen Salts	11 000	11 000	3 719	3 719
893 Article Of Plastics	1	137	1	1 007
LAINNYA	46	47	471	491
<b>SUB TOTAL</b>	<b>29 047</b>	<b>76 586</b>	<b>27 591</b>	<b>134 667</b>
<b>MOLDOVA, REPUBLIC OF</b>				
873 Meters And Counters	0	600	0	42 335
842 Women's Coats/jacket, Not Knitted	91	116	3 260	4 384
844 Women's Coats/jackets, Knitted	52	52	1 947	1 947
764 Telecommunication Equipments And Parts	22	22	918	918
775 Household Type, Electrical/non-electrical Equipments	10	10	604	604
LAINNYA	1	1	234	234
<b>SUB TOTAL</b>	<b>176</b>	<b>801</b>	<b>6 963</b>	<b>50 422</b>
<b>TAJKISTAN</b>				
684 Alumunium	255 818	763 969	505 522	1 507 276
522 Inorganic Chemical Elements, Oxides And Halogen Salts	35 910	35 910	33 576	33 576
LAINNYA	0	0	0	0
<b>SUB TOTAL</b>	<b>291 728</b>	<b>799 879</b>	<b>539 098</b>	<b>1 540 852</b>
<b>TURKMENISTAN</b>				
263 Cotton	48 224	48 224	217 946	217 946
842 Women's Coats/jacket, Not Knitted	11	11	635	635
LAINNYA	0	0	0	0
<b>SUB TOTAL</b>	<b>48 235</b>	<b>48 235</b>	<b>218 581</b>	<b>218 581</b>

**I.6 IMPOR KOMODITI MENURUT NEGARA ASAL / IMPORT BY COUNTRY OF ORIGIN  
DAN LIMA GOLONGAN BARANG (SITC) UTAMA / AND FIVE MAJOR SITC COMMODITY GROUP  
\*\* FEBRUARI / FEBRUARY 2011 \*\***

Negara Asal/SITC/Uraian Golongan Barang <i>Country of Origin/SITC/group Description</i>	Berat Bersih / <i>Net Weight (Kg)</i>		Nilai CIF / <i>CIF Value (US\$)</i>	
	Bulan ini <i>Current month</i>	Kumulatif <i>Cum. Jan to date</i>	Bulan ini <i>Current month</i>	Kumulatif <i>Cum. Jan to date</i>
<b>UKRAINE</b>				
672 Ingots And Other Iron/steel In Primary Forms	20 660 806	30 880 477	12 488 019	17 972 917
675 Flat Rolled Products And Alloy Steels	17 045 497	19 256 909	14 805 951	16 664 551
562 Fertilizers, Manufactured	32 999 792	32 999 792	13 727 913	13 727 913
673 Flat Rolled Products, Not Clad	3 521 304	5 742 551	3 018 436	4 817 257
737 Metalworking Machinery And Parts	141 078	141 078	1 152 933	1 152 933
LAINNYA	2 264 562	5 076 864	1 109 100	3 864 081
<b>SUB TOTAL</b>	<b>76 633 039</b>	<b>94 097 671</b>	<b>46 302 352</b>	<b>58 199 652</b>
<b>UZBEKISTAN</b>				
523 Metallicsalts And Peroxysalts	42 000	63 000	102 900	154 350
269 Old Clothing And Other Old Textile Articles; Rags	0	2 000	0	18 782
LAINNYA	0	0	0	0
<b>SUB TOTAL</b>	<b>42 000</b>	<b>65 000</b>	<b>102 900</b>	<b>173 132</b>
<b>LITHUANIA</b>				
282 Waste And Scrap Metal Of Iron/steel	799 510	1 837 210	334 493	759 950
625 Rubber Tyre, tyre Cases, tyre Treads, inner Tubes, And Tyre Fla	101 487	101 487	715 859	715 859
562 Fertilizers, Manufactured	500 000	500 000	202 500	202 500
041 Wheat And Meslin, Unmilled	0	205 470	0	76 024
773 Equipment For Distributing Electricity	15	17	630	702
LAINNYA	11	21	120	464
<b>SUB TOTAL</b>	<b>1 401 023</b>	<b>2 644 205</b>	<b>1 253 602</b>	<b>1 755 499</b>
<b>LATVIA</b>				
232 Synthetic Rubber Latex, Synthetic/reclaimed Rubber	43 200	43 200	207 360	207 360
282 Waste And Scrap Metal Of Iron/steel	80 990	80 990	40 495	40 495
658 Made-up Articles, Wholly/chiefly Of Textile Materials	191	428	4 557	9 557
821 Furnitures And Parts	166	287	4 205	6 807
579 Waste And Scrap Of Plastics	0	20 870	0	5 615
LAINNYA	62	291	2 876	6 117
<b>SUB TOTAL</b>	<b>124 609</b>	<b>146 066</b>	<b>259 493</b>	<b>275 951</b>
<b>ESTONIA</b>				
282 Waste And Scrap Metal Of Iron/steel	0	998 160	0	404 255
764 Telecommunication Equipments And Parts	29	39 882	2 491	360 580
513 Carboxylic Acids, and Their Anhydrides, halides, peroxides	0	15 000	0	19 350
773 Equipment For Distributing Electricity	76	152	2 653	4 908
735 Parts Of Machine Tools	0	7	0	4 335
LAINNYA	97	372	3 592	12 911
<b>SUB TOTAL</b>	<b>202</b>	<b>1 053 573</b>	<b>8 736</b>	<b>806 339</b>
<b>GEORGIA</b>				
282 Waste And Scrap Metal Of Iron/steel	337 370	494 550	138 666	199 966
629 Articles Of Rubbers	206	295	24 560	33 144
842 Women's Coats/jacket, Not Knitted	33	33	1 638	1 638
874 Measuring, Checking, Analysing, And Controlling Instrument A	17	40	811	1 056
764 Telecommunication Equipments And Parts	2	2	720	720
LAINNYA	2	15	37	207
<b>SUB TOTAL</b>	<b>337 630</b>	<b>494 935</b>	<b>166 432</b>	<b>236 731</b>
<b>CROATIA</b>				
737 Metalworking Machinery And Parts	16 381	26 057	239 280	360 009
232 Synthetic Rubber Latex, Synthetic/reclaimed Rubber	21 700	21 700	66 185	66 185
248 Wood, simply Worked And Railway Sleeper Of Wood	20 000	42 997	15 880	37 566
661 Lime, cement And Fabricated Construction Materials	21 000	63 000	9 660	31 920
663 Mineral Manufactures	6 000	6 000	10 406	10 406
LAINNYA	701	771	11 085	21 115
<b>SUB TOTAL</b>	<b>85 782</b>	<b>160 525</b>	<b>352 496</b>	<b>527 201</b>
<b>BOSNIA AND HERZEGOVINA</b>				
851 Footwears	8 497	8 497	46 657	46 657
248 Wood, simply Worked And Railway Sleeper Of Wood	0	23 800	0	17 344



**I.6 IMPOR KOMODITI MENURUT NEGARA ASAL / IMPORT BY COUNTRY OF ORIGIN  
DAN LIMA GOLONGAN BARANG (SITC) UTAMA / AND FIVE MAJOR SITC COMMODITY GROUP  
\*\* FEBRUARI / FEBRUARY 2011 \*\***

Negara Asal/SITC/Uraian Golongan Barang <i>Country of Origin/SITC/group Description</i>	Berat Bersih / <i>Net Weight (Kg)</i>		Nilai CIF / <i>CIF Value (US\$)</i>	
	Bulan ini <i>Current month</i>	Kumulatif <i>Cum. Jan to date</i>	Bulan ini <i>Current month</i>	Kumulatif <i>Cum. Jan to date</i>
775 Household Type, Electrical/non-electrical Equipments	0	99	0	2 480
743 Pumps, Compressors, Fans, Blowers, Centrifuges, And Parts	15	15	461	461
845 Articles Of Apparel	1	1	382	382
LAINNYA	1	1	27	27
<b>SUB TOTAL</b>	<b>8 514</b>	<b>32 413</b>	<b>47 527</b>	<b>67 351</b>
<b>MALTA</b>				
542 Medicaments, Including Veterinary Medicaments	696	1 364	147 016	519 755
776 Thermionic, Cold Cathode, And Photo Cathode Valves/tubes	27	27	2 746	2 746
629 Articles Of Rubbers	33	73	296	722
773 Equipment For Distributing Electricity	0	29	0	506
764 Telecommunication Equipments And Parts	0	4	0	221
LAINNYA	6	7	156	211
<b>SUB TOTAL</b>	<b>762</b>	<b>1 504</b>	<b>150 214</b>	<b>524 161</b>
<b>SLOVAKIA</b>				
776 Thermionic, Cold Cathode, And Photo Cathode Valves/tubes	1 683	2 494	155 368	338 112
778 Electrical Machinery And Apparatus	770	2 600	25 488	87 357
743 Pumps, Compressors, Fans, Blowers, Centrifuges, And Parts	0	13 603	0	80 056
742 Pumps For Liquid And Parts	3 904	7 462	39 435	76 134
772 Electrical Apparatus For Making And Breaking Electrical Circ	172	475	5 298	60 505
LAINNYA	3 035	98 892	101 384	316 599
<b>SUB TOTAL</b>	<b>9 564</b>	<b>125 526</b>	<b>326 973</b>	<b>958 763</b>
<b>SLOVENIA</b>				
641 Papers And Paperboards	66 233	73 601	449 009	550 100
778 Electrical Machinery And Apparatus	93 101	110 611	394 307	513 653
598 Miscellaneous Chemical Products	18 509	52 046	88 120	266 160
541 Medicinal And Pharmaceutical Products	1 800	1 800	193 500	193 500
542 Medicaments, Including Veterinary Medicaments	0	296	0	193 371
LAINNYA	38 872	361 660	256 618	607 402
<b>SUB TOTAL</b>	<b>218 515</b>	<b>600 014</b>	<b>1 381 554</b>	<b>2 324 186</b>
<b>CZECH REPUBLIC</b>				
764 Telecommunication Equipments And Parts	32 774	55 012	749 842	1 268 810
772 Electrical Apparatus For Making And Breaking Electrical Circ	12 656	34 360	510 852	1 154 861
778 Electrical Machinery And Apparatus	9 148	18 640	567 689	1 110 692
251 Pulp And Waste Paper	1 000 303	1 000 303	848 244	848 244
514 Nitrogen-function Compounds	172 000	332 000	327 880	632 080
LAINNYA	192 893	423 315	2 097 792	3 363 927
<b>SUB TOTAL</b>	<b>1 419 774</b>	<b>1 863 630</b>	<b>5 102 299</b>	<b>8 378 614</b>
<b>REP. OF MACEDONIA</b>				
679 Tubes, Pipes, Hollow Profile, Pipe Fitting Of Iron/steel	0	401	0	14 724
121 Tobacco, Unmanufactured And Refused	0	696	0	6 013
842 Women's Coats/jacket, Not Knitted	0	20	0	472
844 Women's Coats/jackets, Knitted	1	1	449	449
874 Measuring, Checking, Analysing, And Controlling Instrument A	2	2	25	25
LAINNYA	0	0	0	0
<b>SUB TOTAL</b>	<b>3</b>	<b>1 120</b>	<b>474</b>	<b>21 683</b>
<b>RUSSIA FEDERATION</b>				
672 Ingots And Other Iron/steel In Primary Forms	45 517 060	114 567 257	25 944 724	66 872 422
333 Petroleum Oil, Crude	0	78 598 250	0	59 775 150
562 Fertilizers, Manufactured	4 501 453	89 621 822	1 985 020	37 529 993
334 Petroleum Products, Refined	42 463 010	42 463 010	34 056 789	34 056 789
641 Papers And Paperboards	1 731 669	4 298 926	1 732 714	4 127 632
LAINNYA	12 168 425	22 257 852	11 842 370	23 183 433
<b>SUB TOTAL</b>	<b>106 381 617</b>	<b>351 807 117</b>	<b>75 561 617</b>	<b>225 545 419</b>

**I.7 IMPOR KOMODITI TERTENTU MENURUT NEGARA ASAL UTAMA**  
**CERTAIN COMMODITIES IMPORT BY MAIN COUNTRY OF ORIGIN**  
**\*\* FEBRUARI /FEBRUARY 2011 \*\***

Komoditi Commodity	Negara Asal Country of Origin	Berat Bersih / Net Weight (Kg)		Nilai CIF / CIF Value (US\$)	
		Bulan ini Current month	Kumulatif Cum. Jan to date	Bulan ini Current month	Kumulatif Cum. Jan to date
Beras					
	VIET NAM	140 050 360	332 607 944	72 537 995	172 024 038
	THAILAND	100 652 998	257 825 148	55 450 302	146 141 804
	INDIA	0	325 000	0	845 200
	PAKISTAN	0	1 463 350	0	608 426
	UNITED STATES	0	18 609	0	21 293
	OTHERS	3	3	56	56
	Sub Total	240 703 361	592 240 054	127 988 353	319 640 817
Jagung					
	BRAZIL	50 299 983	169 015 613	15 240 895	49 963 456
	INDIA	91 465 030	123 613 828	25 345 147	34 077 174
	UNITED STATES	42 378 949	49 977 086	13 965 276	16 497 059
	MYANMAR (FORM. BURMA)	495 000	495 000	126 500	126 500
	ARGENTINA	142 133	215 711	70 254	107 641
	OTHERS	347 011	354 942	125 464	146 035
	Sub Total	185 128 106	343 672 180	54 873 536	100 917 865
Kedelai					
	UNITED STATES	235 547 464	409 798 307	130 926 765	223 653 551
	MALAYSIA	5 718 542	10 918 106	5 636 054	10 505 895
	TAIWAN	1 379 183	1 379 183	871 892	871 892
	CANADA	445 321	1 414 759	246 005	741 873
	THAILAND	569 279	925 661	392 073	629 411
	OTHERS	433 171	1 004 530	236 014	538 763
	Sub Total	244 092 960	425 440 546	138 308 803	236 941 385
Biji Gandum dan Meslin					
	AUSTRALIA	434 891 447	617 816 527	151 692 323	218 894 460
	CANADA	78 683 683	150 341 538	33 754 962	65 556 603
	UNITED STATES	96 562	28 456 173	31 257	11 454 204
	UKRAINE	868 000	868 000	280 980	280 980
	LITHUANIA	0	205 470	0	76 024
	OTHERS	3	3	66	66
	Sub Total	514 539 695	797 687 711	185 759 588	296 262 337
Tepung terigu					
	TURKEY	37 844 000	75 991 000	13 196 814	26 858 804
	SRI LANKA	20 394 500	36 572 000	9 814 172	17 251 054
	BELGIUM	3 786 750	6 880 500	1 758 666	3 186 001
	UKRAINE	893 000	1 833 000	267 900	549 900
	AUSTRALIA	441 100	1 247 550	139 288	484 570
	OTHERS	1 097 754	1 577 779	425 130	603 900
	Sub Total	64 457 104	124 101 829	25 601 970	48 934 229
Gula Pasir					
	THAILAND	4 000 000	10 800 000	3 080 000	8 316 000
	UNITED ARAB EMIRATES	0	7 000 014	0	5 240 216
	SOUTH AFRICA	0	4 480 500	0	3 885 969
	MALAYSIA	300 000	3 675 000	271 800	3 222 578
	AUSTRALIA	200 021	1 961 302	185 529	1 814 843
	OTHERS	1 650 000	1 710 057	1 285 350	1 342 446
	Sub Total	6 150 021	29 626 873	4 822 679	23 822 052
Gula Tebu					
	THAILAND	65 700 000	122 316 000	49 422 184	92 934 767
	BRAZIL	65 071 110	129 571 110	39 825 718	85 849 260
	AUSTRALIA	25 000 000	60 228 000	15 495 000	42 307 567
	GUATEMALA	0	50 350 000	0	35 308 890
	INDIA	0	33 000 000	0	23 105 346
	OTHERS	27 000 000	27 000 000	18 377 010	18 377 010
	Sub Total	182 771 110	422 465 110	123 119 912	297 882 840

**I.7 IMPOR KOMODITI TERTENTU MENURUT NEGARA ASAL UTAMA**  
**CERTAIN COMMODITIES IMPORT BY MAIN COUNTRY OF ORIGIN**  
**\*\* FEBRUARI /FEBRUARY 2011 \*\***

Komoditi Commodity	Negara Asal Country of Origin	Berat Bersih / Net Weight (Kg)		Nilai CIF / CIF Value (US\$)	
		Bulan ini Current month	Kumulatif Cum. Jan to date	Bulan ini Current month	Kumulatif Cum. Jan to date
Daging Sejenis Lembu	AUSTRALIA	2 685 914	6 984 869	7 460 697	19 771 230
	NEW ZEALAND	965 640	4 769 831	3 041 907	15 146 461
	UNITED STATES	898 882	2 141 031	1 389 528	3 087 245
	CANADA	73 892	98 575	137 117	186 675
	OTHERS	0	0	0	0
	Sub Total	4 624 328	13 994 306	12 029 249	38 191 611
Daging Ayam	MALAYSIA	0	8 980	0	29 236
	OTHERS	0	0	0	0
	Sub Total	0	8 980	0	29 236
Garam	AUSTRALIA	57 325 000	295 350 000	2 633 631	15 797 316
	INDIA	73 278 123	134 569 571	3 799 093	7 034 347
	NEW ZEALAND	240 000	264 000	78 480	87 000
	GERMANY, FED. REP. OF	101	23 598	2 588	34 233
	THAILAND	24 000	24 000	3 648	3 648
	OTHERS	1	358	3	5 957
	Sub Total	130 867 225	430 231 527	6 517 443	22 962 501
Mentega	NEW ZEALAND	481 639	1 081 920	2 582 979	5 764 233
	AUSTRALIA	163 051	291 001	787 239	1 367 552
	BELGIUM	63 890	153 890	430 040	1 075 340
	NETHERLANDS	16 000	51 600	103 812	336 729
	FRANCE	23 747	50 174	141 585	318 725
	OTHERS	74 434	74 434	319 807	319 807
	Sub Total	822 761	1 703 019	4 365 462	9 182 386
Minyak Goreng	MALAYSIA	1 088 125	2 826 355	1 662 560	4 144 691
	THAILAND	0	120 010	0	175 215
	SINGAPORE	73 533	75 941	141 660	149 162
	TAIWAN	16 591	32 591	32 902	63 302
	CHINA	16 000	34 960	27 776	52 803
	OTHERS	24 108	44 641	54 881	96 648
	Sub Total	1 218 357	3 134 498	1 919 779	4 681 821
Susu	NEW ZEALAND	4 173 778	7 989 683	17 733 349	33 240 322
	AUSTRALIA	4 861 004	9 105 780	15 944 054	29 775 415
	UNITED STATES	2 799 525	7 571 723	7 762 984	20 835 843
	SINGAPORE	142 218	404 798	1 260 459	4 044 567
	PHILIPPINES	494 533	647 594	3 000 427	3 819 644
	OTHERS	1 568 583	2 957 944	4 346 463	8 640 842
	Sub Total	14 039 641	28 677 522	50 047 736	100 356 633
Bawang Merah	THAILAND	16 165 260	28 706 298	7 670 123	13 649 297
	VIET NAM	7 038 322	7 820 322	3 139 284	3 511 725
	PHILIPPINES	850 600	3 859 644	362 687	1 670 124
	MALAYSIA	687 183	1 306 009	494 483	952 556
	TAIWAN	361 000	527 000	159 956	233 420
	OTHERS	27 300	262 758	12 285	102 796
	Sub Total	25 129 665	42 482 031	11 838 818	20 119 918
Bawang putih	CHINA	19 525 642	42 860 861	14 744 247	31 836 812
	MALAYSIA	278 981	468 254	285 461	459 463
	THAILAND	21 858	21 858	12 072	12 072
	VIET NAM	28 000	28 000	10 341	10 341

**I.7 IMPOR KOMODITI TERTENTU MENURUT NEGARA ASAL UTAMA**  
**CERTAIN COMMODITIES IMPORT BY MAIN COUNTRY OF ORIGIN**  
**\*\* FEBRUARI /FEBRUARY 2011 \*\***

Komoditi Commodity	Negara Asal Country of Origin	Berat Bersih / Net Weight (Kg)		Nilai CIF / CIF Value (US\$)	
		Bulan ini Current month	Kumulatif Cum. Jan to date	Bulan ini Current month	Kumulatif Cum. Jan to date
	OTHERS	0	0	0	0
Kelapa	Sub Total	19 854 481	43 378 973	15 052 121	32 318 688
	VIET NAM	62 869	204 481	407 893	1 367 021
	THAILAND	53 849	111 826	46 710	96 095
	PHILIPPINES	0	10 206	0	21 950
	AUSTRALIA	77	120	579	1 032
	OTHERS	0	0	0	0
	Sub Total	116 795	326 633	455 182	1 486 098
Kelapa Sawit	PAPUA NEW GUINEA	0	1 130	0	150 327
	THAILAND	513	1 026	62 310	124 310
	UNITED KINGDOM	0	71	0	13 494
	INDIA	0	19 000	0	9 690
	OTHERS	0	0	0	0
	Sub Total	513	21 227	62 310	297 821
Lada	MALAYSIA	244 996	501 974	356 156	800 723
	VIET NAM	49 500	97 500	73 080	322 680
	JAPAN	183	183	66 575	66 575
	UNITED STATES	0	1 583	0	23 869
	CHINA	19 000	19 000	11 305	11 305
	OTHERS	226	395	1 920	2 913
	Sub Total	313 905	620 635	509 036	1 228 065
Teh	KENYA	212 411	446 147	621 044	1 298 138
	VIET NAM	237 086	918 080	282 498	938 741
	INDIA	26 500	94 751	43 725	262 377
	CHINA	34 101	86 342	118 490	213 983
	SRI LANKA	1 124	26 548	20 586	191 333
	OTHERS	164 584	538 443	366 458	773 806
	Sub Total	675 806	2 110 311	1 452 801	3 678 378
Kopi	VIET NAM	786 970	1 017 370	1 551 582	1 995 414
	BRAZIL	0	135 810	0	552 885
	INDONESIA	105 000	146 512	163 140	224 662
	UNITED STATES	9 004	15 946	64 149	107 244
	AUSTRALIA	1 440	2 940	17 421	41 984
	OTHERS	4 748	15 337	26 790	78 449
	Sub Total	907 162	1 333 915	1 823 082	3 000 638
Cengkeh	SINGAPORE	20 590	41 194	125 599	252 132
	TANZANIA, UNITED REPUBLIC OF	0	11 000	0	71 500
	OTHERS	0	0	0	0
	Sub Total	20 590	52 194	125 599	323 632
Kakao	COTE D'IVOIRE	250 250	1 161 100	801 971	3 665 119
	PAPUA NEW GUINEA	75 000	495 000	226 665	1 549 259
	CAMEROON	0	451 982	0	1 400 014
	GHANA	300 000	300 000	1 005 621	1 005 621
	MALAYSIA	150 505	150 505	545 171	545 171
	OTHERS	290 125	290 125	915 601	915 601
	Sub Total	1 065 880	2 848 712	3 495 029	9 080 785
Cabe (segar-dingin)	VIET NAM	930 269	1 208 487	879 414	1 130 849
	THAILAND	787 309	896 237	701 705	802 845
	INDIA	154 219	402 706	107 251	278 254
	CHINA	77 287	279 585	83 427	267 173

**I.7 IMPOR KOMODITI TERTENTU MENURUT NEGARA ASAL UTAMA**  
**CERTAIN COMMODITIES IMPORT BY MAIN COUNTRY OF ORIGIN**  
**\*\* FEBRUARI /FEBRUARY 2011 \*\***

Komoditi Commodity	Negara Asal Country of Origin	Berat Bersih / <i>Net Weight (Kg)</i>		Nilai CIF / <i>CIF Value (US\$)</i>	
		Bulan ini Current month	Kumulatif Cum. Jan to date	Bulan ini Current month	Kumulatif Cum. Jan to date
	MALAYSIA	7 200	7 200	9 720	9 720
	OTHERS	6 180	6 333	4 377	4 976
	Sub Total	1 962 464	2 800 548	1 785 894	2 493 817
Cabe (kering-tumbuk)					
	INDIA	1 447 016	3 030 550	1 050 028	2 184 204
	CHINA	706 071	1 172 617	824 000	1 382 297
	MALAYSIA	240 485	436 708	152 249	311 273
	THAILAND	54 796	234 486	36 803	161 605
	GERMANY, FED. REP. OF	1 478	1 478	9 238	9 238
	OTHERS	114	6 555	1 070	13 681
	Sub Total	2 449 960	4 882 394	2 073 388	4 062 298
Cabe (awet sementara)					
	VIET NAM	58 972	89 372	94 355	142 995
	INDIA	38 580	77 600	23 702	48 622
	OTHERS	0	0	0	0
	Sub Total	97 552	166 972	118 057	191 617
Tembakau					
	CHINA	3 189 404	7 428 542	15 481 125	36 452 472
	TURKEY	255 016	821 562	2 084 571	6 252 395
	BRAZIL	39 800	768 064	302 349	5 291 995
	THAILAND	840 429	840 429	3 678 584	3 678 584
	INDIA	610 830	610 836	2 714 600	2 714 606
	OTHERS	586 374	1 766 956	3 995 422	10 474 144
	Sub Total	5 521 853	12 236 389	28 256 651	64 864 196
Ubi Kayu					
	CHINA	490	2 027	169	858
	OTHERS	0	0	0	0
	Sub Total	490	2 027	169	858

**K1. IMPOR KAWASAN BERIKAT / BOUND ZONE IMPORT**  
**MENURUT GOLONGAN BARANG 2 DIJIT HS / BY COMMODITY 2 DIGITS HS**  
**\*\* FEBRUARI / FEBRUARY 2011 \*\***

HS Uraian Golongan Barang <i>Group Description</i>	Berat Bersih / <i>Net Weight (Kg)</i>		Nilai CIF / <i>CIF Value (US\$)</i>	
	Bulan ini <i>Current month</i>	Kumulatif <i>Cum. Jan to date</i>	Bulan ini <i>Current month</i>	Kumulatif <i>Cum. Jan to date</i>
02 Meat and edible meat offal	33	124	446	1 918
03 Fish and crustaceans	1 411 694	3 661 243	5 430 854	12 410 470
04 Dairy products, bird's eggs, natural honey	1 199 400	2 395 086	4 182 032	7 979 816
05 Products of animal origin	85 191	133 712	1 890 793	2 640 682
08 Edible fruits and nuts	1	10 207	2	21 952
09 Coffee, tea, mate, and spices	302 490	857 997	714 136	1 934 050
10 Cereals	96 565	7 938 578	31 323	2 637 159
11 Products of the milling industry	21 867 697	31 134 722	12 402 775	17 290 746
12 Oil seeds and oleaginous fruits	62 751	178 706	162 551	428 087
13 Lac	678	770	16 097	19 027
14 Vegetable plaiting materials	31	32	651	661
15 Animal or vegetable oils/fats and their cleavage products	496 794	8 521 048	897 697	3 103 588
16 Preparations of meat/fish/crustaceans/molluscs or other aquatic inverte	14 989	66 023	85 002	258 783
17 Sugar and sugar confectionery	59 971 249	267 415 285	48 460 300	201 175 251
18 Cocoa and cocoa preparations	1 474	1 546	27 797	28 471
19 Preparations of cereals, flour, starch or milk	68 989	92 830	130 243	170 512
20 Preparations of vegetables, fruits, nuts or other part of plants	9 983	15 977	14 445	22 792
21 Miscellaneous edible preparations	1 036	2 369	13 272	21 042
22 Beverages, spirit, and vinegar	68 145	85 661	859 906	933 908
23 Residues and waste from the food industries	557	10 806	3 867	47 484
24 Tobacco and manufactured tobacco substitutes	93 928	811 271	1 270 862	7 108 281
25 Salts	36 319 347	71 765 133	7 334 496	15 232 429
26 Ores, slag, and ash	410 516	951 143	243 618	643 388
27 Mineral fuels, mineral oils and products of their distillation	9 005 328	19 186 735	8 631 352	18 483 539
28 Inorganic chemicals	7 613 170	28 150 110	11 247 765	26 654 121
29 Organic chemicals	26 681 938	45 157 367	35 023 282	64 388 603
30 Pharmaceutical products	2 918	5 778	278 942	498 546
31 Fertilizers	764	5 761	77 658	92 797
32 Tanning or dyeing extracts	2 270 476	5 395 432	10 817 564	25 963 155
33 Essential oils and resinoids	19 918	49 947	339 332	627 491
34 Soap, organic surface-active agents, washing, and lubricating prepara	949 075	2 124 677	3 092 632	7 069 643
35 Albuminoidal substances	598 946	1 674 250	3 248 047	7 293 647
36 Explosives	397	406	1 022	1 447
37 Photographic and cinematographic goods	55 782	162 441	72 674	221 436
38 Miscellaneous chemical products	2 526 207	5 844 472	8 915 720	22 908 386
39 Plastics and articles thereof	44 362 010	87 324 262	101 219 868	204 190 906
40 Rubber and articles thereof	8 228 229	15 113 174	31 078 248	57 526 894
41 Raw hides, skins, and leather	1 778 946	4 073 243	18 863 826	41 414 223
42 Articles of leather	44 028	104 753	549 818	1 396 955
43 Furskins and artificial fur	6 844	22 192	67 178	200 055
44 Wood and articles of wood	6 700 016	12 497 613	4 511 583	8 998 144
45 Cork and articles of cork	11 290	15 583	48 450	90 404
46 Manufactured of straw or other plaiting materials	1	5	35	132
47 Pulp of wood or of other fibrous cellulosic material	22 783 737	62 489 490	23 453 826	68 724 322
48 Paper and paperboard	6 954 816	15 704 318	20 373 668	44 207 000
49 Printed books, newspapers, pictures, and other products of printing in	91 848	172 842	1 221 020	2 436 013
50 Silk	18 407	41 098	242 644	726 513
51 Wool, fine or coarse animal hair	405 041	768 080	7 219 332	14 331 312
52 Cotton	15 889 969	33 391 732	100 614 287	223 840 175
53 Other vegetable textile fibres	211 563	539 062	1 712 136	4 081 573
54 Man-made filaments	5 122 831	11 606 905	47 808 821	108 816 369
55 Man-made staple fibres	8 704 985	18 230 990	34 888 372	79 140 875
56 Wadding, felt, and non-wovens	954 449	2 476 715	6 440 478	16 480 970
57 Carpets and other textile floor coverings	34 764	127 667	321 627	1 334 692
58 Special woven fabrics	1 044 293	2 690 436	16 508 709	42 383 334
59 Impregnated, coated, covered or laminated textile fabrics	2 013 463	4 399 049	18 966 189	40 997 216
60 Knitted or crocheted fabrics	6 756 668	16 456 760	70 380 305	166 431 578
61 Articles of apparel and clothing accessories, knitted or crocheted	98 180	217 586	1 223 563	2 774 966
62 Articles of apparel and clothing accessories, not knitted or crocheted	175 660	447 679	4 587 785	10 495 447
63 Other made up textile articles	64 412	233 475	1 537 621	3 758 755
64 Footwear, gaiters and the like	507 985	1 091 648	7 426 987	14 515 930
65 Headgear and parts thereof	9 878	30 368	131 281	374 851
66 Umbrellas, walking sticks, seat-sticks, whips, riding crops and parts	0	249	0	929
67 Prepared feathers and articles	9 337	17 919	151 732	562 991
68 Articles of stone, plaster, cement, asbestos, mica or similar material	516 239	1 238 710	1 896 539	3 721 651
69 Ceramic products	243 862	643 858	864 972	1 691 110

**K1. IMPOR KAWASAN BERIKAT / BOUND ZONE IMPORT**  
**MENURUT GOLONGAN BARANG 2 DIJIT HS / BY COMMODITY 2 DIGITS HS**  
**\*\* FEBRUARI / FEBRUARY 2011 \*\***

HS Uraian Golongan Barang <i>Group Description</i>	Berat Bersih / <i>Net Weight (Kg)</i>		Nilai CIF / <i>CIF Value (US\$)</i>	
	Bulan ini <i>Current month</i>	Kumulatif <i>Cum. Jan to date</i>	Bulan ini <i>Current month</i>	Kumulatif <i>Cum. Jan to date</i>
70 Glass and glassware	5 576 463	13 512 884	5 740 131	14 402 378
71 Natural and cultured pearls, precious/semi precious stones, and precio	25 568	60 441	6 241 319	11 503 554
72 Iron and steel	33 810 887	66 648 940	32 105 055	65 506 287
73 Articles of iron and steel	11 706 802	23 281 874	35 270 944	69 917 770
74 Copper and articles thereof	6 349 902	12 265 492	58 332 584	108 269 872
75 Nickel and articles thereof	8 668	22 597	242 174	568 185
76 Aluminium and articles thereof	5 383 909	8 616 587	19 416 536	33 389 863
78 Lead and articles thereof	986 554	2 050 281	2 570 816	5 203 708
79 Zinc and articles thereof	427 124	998 930	960 230	2 361 137
80 Tin and articles thereof	748 083	1 279 268	1 880 662	3 740 322
81 Other base metal	46 706	70 138	763 847	1 453 588
82 Tools, implements, cutlery, spoon and forks, of base metal and parts t	243 219	349 628	8 128 336	14 184 396
83 Miscellaneous articles of base metal	790 169	2 181 549	8 161 287	17 616 583
84 Nuclear reactors, boilers, machinery and mechanical appliances	11 150 955	29 005 044	143 301 663	340 164 421
85 Electrical machinery and equipments	11 463 677	25 546 057	363 649 960	754 815 455
86 Railway and tramway locomotive, mechanical traffic, and all kinds	31 447	80 584	39 974	71 255
87 Vehicles other than railway/tramway, and parts and accessories thereof	5 281 435	12 445 370	41 753 277	89 637 685
88 Aircraft and its components	35 199	64 311	13 707 727	25 200 190
89 Ships, boat, and floating structures	863 000	10 404 951	5 976 573	11 944 702
90 Optical, photographic, cinematographic, measuring, checking, medical	394 808	698 699	12 781 713	24 235 106
91 Clocks and watches and parts thereof	5 339	11 221	100 214	206 227
92 Musical instruments	706 158	1 410 695	10 092 746	18 891 173
93 Arms and ammunition	98	98	206	206
94 Furnitures, bedding, mattress supports, cushions and stuffed furnishin	142 958	303 301	3 288 602	4 780 195
95 Toys, games and sports requisiters	70 351	164 418	442 780	1 376 759
96 Miscellaneous manufactured articles	621 799	1 510 514	8 442 745	20 058 789
97 Works of arts, collectors' piece and antiques	948	1 777	24 517	45 252
98 Vehicles in ckd and their components	2 422 086	5 057 762	33 908 353	64 947 792
<b>TOTAL IMPORT</b>	<b>405 246 520</b>	<b>1 014 018 517</b>	<b>1 507 555 026</b>	<b>3 318 452 443</b>

**K2. IMPOR KAWASAN BERIKAT / BOUND ZONE IMPORT**  
**MENURUT GOLONGAN BARANG SITC / BY SITC COMMODITY GROUP**  
**\*\* FEBRUARI / FEBRUARY 2011 \*\***

SITC Uraian Golongan Barang Group Description	Berat Bersih / Net Weight (Kg)		Nilai CIF / CIF Value (US\$)	
	Bulan ini Current month	Kumulatif Cum. Jan to date	Bulan ini Current month	Kumulatif Cum. Jan to date
<b>A. By Commodity 1 Dijit SITC</b>				
0 Food and Live Animals	63 084 266	282 485 678	59 106 080	226 747 109
1 Beverages and Tobacco	156 271	891 129	2 118 411	8 029 800
2 Crude Materials, Inedible	101 891 738	210 508 345	113 766 777	230 487 236
3 Mineral Fuels, Lubricants, etc.	9 005 327	19 186 734	8 631 346	18 483 533
4 Animal & Vegetable Oils/Fats	496 792	1 059 352	897 695	1 866 568
5 Chemicals	104 369 652	209 136 476	170 926 214	341 682 114
6 Manufactured Goods	88 999 286	195 631 994	470 377 516	1 040 460 124
7 Machinery and Transportation Equipments	31 161 053	82 627 264	600 028 181	1 284 125 894
8 Miscellaneous Manufactured Articles	6 081 992	12 491 260	78 584 473	161 317 526
9 Special Commodities and Transaction	143	285	3 118 333	5 252 539
<b>B. By Commodity 2 Dijit SITC</b>				
01 Meat and meat preparations	161	286	3 734	6 258
02 Dairy product and eggs	1 083 400	1 934 566	3 961 430	7 118 407
03 Fish, crustaceans, molluscs and their preparations	1 426 555	3 727 104	5 512 568	12 664 913
04 Cereals and cereal preparations	141 242	7 997 423	116 331	2 746 136
05 Fruits and vegetables	9 984	37 984	14 447	69 760
06 Sugar, sugar preparations, and honey	60 087 249	267 875 805	48 680 902	202 036 660
07 Coffee, tea, cocoa, and spices	303 964	859 547	741 933	1 963 524
08 Feeding stuff for animals	557	10 806	3 867	47 484
09 Miscellaneous food preparations	31 154	42 157	70 868	93 967
11 Beverages	62 343	79 858	847 549	921 519
12 Tobacco and tobacco manufactured	93 928	811 271	1 270 862	7 108 281
21 Hides, skins and furskins	702	1 102	15 222	30 132
23 Crude rubber	7 603 158	13 755 311	22 926 253	40 018 461
24 Wood, lumber, and cork	2 821 990	4 653 797	2 196 163	3 972 374
25 Pulp and waste paper	22 783 737	62 489 490	23 453 826	68 724 322
26 Textile fibres and their waste	16 771 019	31 914 625	49 520 446	88 952 454
27 Crude fertilizers and crude minerals	35 859 364	71 302 414	7 363 397	15 252 653
28 Metalliferous ores and metal scraps	15 903 122	26 078 392	6 221 459	10 448 474
29 Crude animals and vegetable materials, nes	148 646	313 214	2 070 011	3 088 366
32 Coal, coke, and briquettes	13 340	13 340	20 413	20 413
33 Petroleum and petroleum products	8 991 078	19 172 416	8 602 345	18 453 960
34 Gas; natural and manufactured	909	978	8 588	9 160
42 Fixed vegetable oils/fats	417 519	844 967	702 442	1 391 989
43 Animal vegetable oils/fats	79 273	214 385	195 253	474 579
51 Organic chemicals	26 759 185	52 812 048	33 885 846	63 569 203
52 Inorganic chemicals	7 448 427	27 877 235	11 156 079	26 467 409
53 Dyeing, tanning, and colouring materials	2 359 353	5 497 853	10 851 359	25 843 425
54 Medical and pharmaceutical products	8 152	44 063	1 912 951	3 804 553
55 Essential oils and perfumery materials	559 907	1 210 886	2 034 675	4 121 804
56 Manufactured fertilizers	674	5 671	4 576	19 715
57 Plastics in primary forms	39 817 322	77 511 666	69 286 724	134 535 601
58 Plastics in non-primary forms	2 240 449	5 193 665	16 661 047	34 131 999
59 Chemical materials and its products, nes	25 176 183	38 983 389	25 132 957	49 188 405
61 Leather, leather med, nes	1 786 544	4 088 114	18 942 284	41 654 866
62 Rubber manufactured, nes	600 632	1 295 568	7 989 978	17 075 840
63 Wood and cork manufactured	3 889 316	7 859 399	2 363 870	5 116 174
64 Paper, paperboard, and manufactured thereof	6 624 647	14 873 915	12 241 369	28 168 330
65 Textile yarns, fabrics, and their products	24 546 040	59 191 955	257 403 862	613 768 691
66 Non metallic minerals manufactured	6 741 368	15 974 407	8 310 574	19 783 837
67 Iron and steel	28 477 665	61 603 045	49 656 009	97 052 534
68 Non ferrous metals	12 498 360	22 780 612	80 549 416	147 162 580
69 Manufactured of metal, nes	3 834 714	7 964 979	32 920 154	70 677 272
71 Power generating machine and equipments	2 431 742	4 866 722	22 853 881	45 987 706
72 Machinery specialized for particular industry	3 491 187	9 320 341	53 819 316	133 109 446
73 Metalworking machinery	621 775	1 723 618	8 817 568	20 958 782
74 General industrial machinery and equipments	5 378 241	14 813 579	56 535 991	137 105 691
75 Office machinery and automatic data processing	202 916	436 381	12 512 804	27 944 038



**K2. IMPOR KAWASAN BERIKAT / BOUND ZONE IMPORT**  
**MENURUT GOLONGAN BARANG SITC / BY SITC COMMODITY GROUP**  
**\*\* FEBRUARI / FEBRUARY 2011 \*\***

SITC Uraian Golongan Barang Group Description	Berat Bersih / Net Weight (Kg)		Nilai CIF / CIF Value (US\$)	
	Bulan ini Current month	Kumulatif Cum. Jan to date	Bulan ini Current month	Kumulatif Cum. Jan to date
76 Telecommunication and reproducers apparatus	3 524 604	7 896 928	135 949 110	273 193 584
77 Electrical machinery and apparatus	7 046 262	15 899 115	217 518 400	461 272 278
78 Road vehicles	7 564 505	17 197 634	72 309 253	147 367 228
79 Other transportation equipments	899 821	10 472 946	19 711 858	37 187 141
81 Sanitary, plumbing, and fittings	370 349	517 780	2 546 822	3 157 425
82 Furniture	80 356	108 936	2 439 106	2 785 387
83 Traveling goods	11 083	21 971	97 036	196 154
84 Clothing	484 611	1 127 330	8 186 022	20 098 708
85 Footwear	507 985	1 091 648	7 426 987	14 515 930
87 Professional, scientific, and contractor instruments	349 273	653 280	9 882 297	17 396 273
88 Photographic apparatus, equipments and optics	132 664	286 820	3 593 953	8 700 016
89 Miscellaneous manufactured articles	4 145 671	8 683 495	44 412 250	94 467 633
96 Coin, not being legal tender	0	2	0	596
97 Gold; non monetary	143	283	3 118 333	5 251 943

**C. By Commodity 3 Digit SITC**

012 Other Meat, Other Edible Meat Offal, Fresh, Chilled Or Frozen	33	70	446	498
016 Meat And Edible Meat Offal, Salted, Dried, Edible Flour Of Meat	0	54	0	1 420
017 Meat And Edible Meat Offal, Prepared Or Preserved	128	162	3 288	4 340
022 Milk, Cream, And Milk Products Other Than Butter Or Cheese	1 083 400	1 929 406	3 961 430	7 083 293
024 Cheese And Curds	0	5 160	0	35 114
034 Fish, Fresh, Chilled Or Frozen	918 488	2 773 141	1 609 163	6 026 447
035 Fish, Dried Salted Or In Brine; Smoked Fish	0	2 949	0	2 075
036 Crustaceans, Molluscs, And Aquatic Invertebrates	493 206	885 153	3 821 691	6 381 948
037 Fish, Crustaceans, Molluscs, And Other Aquatic Invertebrates; Prepar	14 861	65 861	81 714	254 443
041 Wheat And Meslin, Unmilled	96 565	7 938 578	31 323	2 637 159
047 Other Cereal Meals And Flours	2	2	2	2
048 Cereal Preparations And Preparations Of Flours/Starchs Of Fruit	44 675	58 843	85 006	108 975
056 Vegetables, Roots And Tubers, Prepared Or Preserved Nes	15	12 351	5 675	31 835
057 Fruit And Nut; Fresh Or Dried	1	10 207	2	21 952
058 Fruits, Preserved And Preparations	0	978	0	1 094
059 Fruit And Vegetable Juices	9 968	14 448	8 770	14 879
061 Sugar, Molasses, And Honey	60 087 156	267 875 712	48 679 582	202 035 340
062 Sugar Confectionery	93	93	1 320	1 320
071 Coffee And Coffee Substitutes	3 065	49 193	8 234	77 376
073 Chocolate And Other Food Preparations Containing Cocoa	1 474	1 546	27 797	28 471
074 Tea And Mate	235 335	594 149	358 867	768 149
075 Spices	64 090	214 659	347 035	1 089 528
081 Feeding Stuff For Animals	557	10 806	3 867	47 484
091 Margarine And Shortening	2	2	2	2
098 Edible Products And Preparations	31 152	42 155	70 866	93 965
111 Non-Alcoholic Beverages, Nes	5 247	12 953	5 646	15 635
112 Alcoholic Beverages	57 096	66 905	841 903	905 884
121 Tobacco, Unmanufactured And Refused	76 308	754 990	929 219	6 359 897
122 Tobacco, Manufactured	17 620	56 281	341 643	748 384
211 Hides And Skins, Raw	702	968	15 222	25 931
212 Furskins, Raw	0	134	0	4 201
231 Natural Rubber Latex; Natural Rubber And Similar Natural Gums	386 400	695 557	1 889 256	3 244 591
232 Synthetic Rubber Latex, Synthetic/Reclaimed Rubber	7 216 758	13 059 754	21 036 997	36 773 870
244 Cork, Natural, Raw And Waste	6 475	8 109	9 368	21 540
245 Fuel Wood And Wood Charcoal	913 653	1 327 140	252 118	349 800
246 Wood In Chips Or Particles And Waste	12	12	82	82
247 Wood In The Rough Or Roughly Squared	60 311	225 897	54 574	187 107
248 Wood, Simply Worked And Railway Sleeper Of Wood	1 841 539	3 092 639	1 880 021	3 413 845
251 Pulp And Waste Paper	22 783 737	62 489 490	23 453 826	68 724 322
261 Silk	1 509	1 509	2 719	2 719
263 Cotton	9 703 529	17 938 877	30 871 867	52 761 928
264 Jute And Other Textile Bast Fibres	125 062	299 887	242 545	485 862
266 Synthetic Fibres Suitable For Spinning	5 402 364	11 115 473	12 456 426	25 424 007
267 Other Man-Made Fibres Suitable For Spinning And Waste	1 429 598	2 346 357	4 776 621	7 959 976
268 Wool And Other Animal Hair	107 021	208 734	1 154 372	2 293 425

**K2. IMPOR KAWASAN BERIKAT / BOUND ZONE IMPORT**  
**MENURUT GOLONGAN BARANG SITC / BY SITC COMMODITY GROUP**  
**\*\* FEBRUARI / FEBRUARY 2011 \*\***

SITC Uraian Golongan Barang Group Description	Berat Bersih / Net Weight (Kg)		Nilai CIF / CIF Value (US\$)	
	Bulan ini Current month	Kumulatif Cum. Jan to date	Bulan ini Current month	Kumulatif Cum. Jan to date
269 Old Clothing And Other Old Textile Articles; Rags	1 936	3 788	15 896	24 537
272 Fertilizers, Crude	90	90	73 082	73 082
273 Stone, Sand And Gravel	10 644 195	22 564 603	681 120	1 826 143
274 Sulphur And Unroasted Iron Pyrites	19 827 018	38 745 979	3 675 929	7 306 702
277 Natural Abrasives	425 232	758 645	124 914	246 566
278 Other Crude Minerals	4 962 829	9 233 097	2 808 352	5 800 160
281 Iron Ore And Concentrates	5 793	8 957	2 040	3 980
282 Waste And Scrap Metal Of Iron/Steel	15 246 520	24 710 708	5 834 711	9 529 037
285 Aluminium Ores And Concentrates	164 743	272 875	91 686	186 712
287 Ores And Concentrates Of Basemetals	404 402	939 581	235 369	548 985
288 Non-Ferrous Base Metal Waste And Scraps	81 664	146 199	57 653	136 899
289 Ores And Concentrates Of Precious Metals; Waste,Scraps	0	72	0	42 861
291 Crude Animal Materials	85 191	133 712	1 890 793	2 640 682
292 Crude Vegetable Materials	63 455	179 502	179 218	447 684
322 Briquettes, Lignite And Peat	102	102	1 859	1 859
325 Coke And Semi Coke Of Coal/Lignite/Peat	13 238	13 238	18 554	18 554
334 Petroleum Products, Refined	8 873 987	18 893 215	8 414 935	18 014 659
335 Residual Petroleum Products, And Related Materials	117 091	279 201	187 410	439 301
342 Liquefied Propane And Butane	92	161	1 840	2 412
343 Natural Gas, Liquefied Or Not	417	417	5 250	5 250
344 Petroleum Gases And Other Gas	400	400	1 498	1 498
421 Fixed Vegetable Fats And Oils Soft,Crude,Refined Or Fractioned	417 518	844 870	702 440	1 390 965
422 Fixed Vegetable Fats And Oils Solid,Crude,Refined Or Fractioned	1	97	2	1 024
431 Animal And Vegetable Oil; Fat Processed And Their Wax	79 273	214 385	195 253	474 579
511 Hydrocarbon And Their Halogenated, Nitrated Derivatives	265 907	484 556	601 087	1 074 351
512 Alcohols,Phenols,Phenol-Alcohols And Their Halogenated	18 969 607	39 910 456	17 781 485	35 429 372
513 Carboxylic Acids,And Their Anhydrides,Halides,Peroxides	4 772 507	6 913 234	7 826 395	11 789 459
514 Nitrogen-Function Compounds	2 071 053	3 929 879	5 077 162	9 807 571
515 Organo-Inorganic And Heterocyclic Compounds	166 938	662 583	653 729	1 953 683
516 Other Organic Chemicals	513 173	911 340	1 945 988	3 514 767
522 Inorganic Chemical Elements, Oxides And Halogen Salts	4 277 027	12 007 451	8 111 974	19 007 761
523 Metallicsalts And Peroxysalts	3 066 949	15 358 719	2 236 906	5 493 956
524 Other Inorganic Chemicals;Chemical Compound Of Precious Metals	104 238	507 852	806 263	1 835 756
525 Radioactive And Associated Materials	213	3 213	936	129 936
531 Synthetic Organic; Colouring Matter	667 731	1 497 417	3 480 285	8 721 628
532 Dyeing/Tanning Extracts And Synthetic Tanning Materials	5 597	40 297	25 952	96 360
533 Pigments, Paints, Varnishes, And Related Materials	1 686 025	3 960 139	7 345 122	17 025 437
541 Medicinal And Pharmaceutical Products	7 390	43 098	1 646 108	3 374 631
542 Medicaments, Including Veterinary Medicaments	762	965	266 843	429 922
551 Essential Oils, Perfumes, And Flavour Materials	17 665	36 965	216 537	361 104
553 Perfumery, Cosmetics, And Toilet Preparations	2 253	12 982	122 795	266 387
554 Soap,Cleansing And Polishing Preparations	539 989	1 160 939	1 695 343	3 494 313
562 Fertilizers, Manufactured	674	5 671	4 576	19 715
571 Polymers Of Ethylene In Primary Forms	9 181 826	18 062 427	14 446 216	28 807 228
572 Polimers Of Styrene In Primary Forms	6 458 996	13 328 994	16 310 261	30 031 826
573 Polimers Of Vinyl Chloride In Primary Forms	367 171	782 335	783 793	1 783 247
574 Poliacetals And Polycarbons In Primary Forms	3 326 691	7 051 406	10 415 755	20 731 268
575 Other Plastics In Primary Forms	14 626 058	25 846 845	23 018 776	44 308 817
579 Waste And Scrap Of Plastics	5 856 580	12 439 659	4 311 923	8 873 215
581 Tubes, Pipes, And Hoses Of Plastics	291 696	656 895	2 201 826	4 976 267
582 Plates, Sheets, And Film Of Plastics	1 929 702	4 494 836	13 718 784	27 356 245
583 Monofilament And Rod Of Plastics	19 051	41 934	740 437	1 799 487
591 Disinfectants, Insecticides, And Fungicides Put In Forms	738	802	10 426	11 936
592 Starches, Inulin, And Wheat Glutenal Buminoidal Substances; Glues	22 430 312	32 738 999	15 374 563	23 969 990
593 Explosive And Pyrotechnic Products	2	8	24	337
597 Additive For Mineral Oils	521 279	1 207 798	1 969 934	4 709 368
598 Miscellaneous Chemical Products	2 223 852	5 035 782	7 778 010	20 496 774
611 Leathers	1 778 244	4 072 275	18 848 604	41 388 292
612 Manufactures And Composition Leathers	8 300	15 839	93 680	266 574
621 Materials Of Rubber	174 041	361 033	2 334 879	4 611 806
625 Rubber Tyre,Tyre Cases,Tyre Treads,Inner Tubes, And Tyre Flaps	146 542	318 341	249 024	669 421
629 Articles Of Rubbers	280 049	616 194	5 406 075	11 794 613

**K2. IMPOR KAWASAN BERIKAT / BOUND ZONE IMPORT**  
**MENURUT GOLONGAN BARANG SITC / BY SITC COMMODITY GROUP**  
**\*\* FEBRUARI / FEBRUARY 2011 \*\***

SITC Uraian Golongan Barang Group Description	Berat Bersih / Net Weight (Kg)		Nilai CIF / CIF Value (US\$)	
	Bulan ini Current month	Kumulatif Cum. Jan to date	Bulan ini Current month	Kumulatif Cum. Jan to date
633 Cork Manufactures	4 815	7 474	39 082	68 864
634 Veneers,Plywood,Improved/Reconstituted Wood Worked	3 805 924	7 668 784	2 049 172	4 277 229
635 Wood Manufactures	78 577	183 141	275 616	770 081
641 Papers And Paperboards	4 285 969	9 244 095	6 471 843	14 792 773
642 Paper And Paperboard Cut To Size/Shape And Article Of Papers	2 338 678	5 629 820	5 769 526	13 375 557
651 Textile Yarns	1 856 043	3 903 748	11 874 285	27 448 937
652 Cotton Fabrics, Woven	5 920 382	14 863 317	67 682 755	166 805 698
653 Fabrics, Woven, Of Man-Made Fibres	5 507 011	13 247 127	55 999 563	132 263 374
654 Textile Fabrics, Woven, Other Than Of Cotton Or Man-Made Fibres	406 246	848 890	7 878 529	16 599 196
655 Knitted Or Crocheted Fabrics	6 756 668	16 456 760	70 380 305	166 431 578
656 Tulle,Lace,Embroidery,Ribbons,Trimmings And Other Small Wares	949 806	2 381 433	15 500 281	39 384 429
657 Special Yarns,Textile Fabrics	3 051 892	7 131 293	26 239 365	59 759 489
658 Made-Up Articles, Wholly/Chiefly Of Textile Materials	62 837	230 421	1 523 886	3 730 010
659 Floor Coverings	35 155	128 966	324 893	1 345 980
661 Lime,Cement And Fabricated Construction Materials	868 454	1 511 458	214 496	455 070
662 Clay And Refractory Construction Materials	78 681	438 396	61 142	257 327
663 Mineral Manufactures	285 902	616 033	2 513 033	4 803 360
664 Glass	5 453 093	13 320 021	5 089 801	13 192 024
665 Glassware	27 158	48 144	366 504	803 196
666 Pottery	12 699	24 745	29 235	52 015
667 Pearl, Precious And Semi Precious Stones	15 381	15 610	36 363	220 845
671 Pig Iron,Spiegeleisen,Sponge Iron, And Ferro-Alloys	349 550	778 839	765 983	1 699 651
672 Ingots And Other Iron/Steel In Primary Forms	544 065	1 023 724	816 386	1 623 110
673 Flat Rolled Products, Not Clad	3 819 296	11 291 043	3 674 369	10 360 434
674 Flat Rolled Products, Clad Or Plated	4 390 866	9 109 023	6 291 587	12 946 124
675 Flat Rolled Products And Alloy Steels	2 545 651	6 137 254	4 262 963	8 135 961
676 Iron/Steel Bars, Rods, Angels, Shaped And Sections	5 816 658	10 740 229	6 303 600	12 197 673
677 Rail/Railway And Tractor Construction Of Iron/Steel Materials	68 403	161 541	398 200	881 969
678 Wire Of Iron/Steel	1 121 132	2 884 032	4 205 885	9 082 882
679 Tubes, Pipes, Hollow Profile, Pipe Fitting Of Iron/Steel	9 822 044	19 477 360	22 937 036	40 124 730
681 Silver, Platinum, And Other Metal Of The Platinum Groups	4 155	7 406	2 490 104	4 230 779
682 Copper	6 213 915	11 982 916	57 299 799	105 973 496
683 Nickel	6 083	17 135	227 428	544 537
684 Alumunium	4 818 016	7 661 610	15 898 035	26 497 917
685 Lead	981 762	2 043 603	2 455 552	4 984 911
686 Zinc	426 095	976 041	958 900	2 232 914
687 Tin	26 721	60 124	974 886	2 100 088
689 Miscellaneous Non-Ferrous Basemetals Employed In Metallurgy	21 613	31 777	244 712	597 938
691 Structures And Parts Of Iron/Steel Or Aluminium	49 986	86 006	453 320	826 709
692 Metal Containers For Storage And Transportations	789 265	1 439 341	3 461 281	11 379 049
693 Wire Products And Fencing Grills	82 894	174 790	826 199	1 616 488
694 Nails, Screws, Nuts, Bolts, Rivets Of Iron/Steel Or Copper	704 360	1 533 404	6 260 779	13 030 861
695 Tools For Used In The Hand Or In Machines	239 602	326 632	7 987 473	13 942 354
696 Cutlery	3 591	22 967	139 813	240 986
697 Household Equipment Of Base Metals	29 028	61 538	44 002	130 242
699 Manufactures Of Base Metals	1 935 988	4 320 301	13 747 287	29 510 583
711 Steam And Other Vapour Generating Boilers And Parts	60 656	127 751	848 236	2 735 904
712 Steam Or Other Generating Boilers And Parts	1 786	2 470	267 620	322 916
713 Internal Combustion Piston Engines And Parts	1 677 971	3 516 738	11 958 128	23 612 776
714 Engines And Motors, Non-Electric And Parts	4 426	17 966	897 765	2 192 612
716 Rotating Electric Plants And Parts	660 137	1 133 637	7 969 170	14 780 785
718 Other Power Generating Machines And Parts	26 766	68 160	912 962	2 342 713
721 Agricultural Machinery And Parts	300	4 399	11 187	33 842
723 Civil Engineering And Contractor Plants And Equipments/Parts	449 496	1 093 963	1 492 602	3 732 049
724 Textile/Leather Machinery And Parts	1 534 503	3 916 737	16 853 484	40 194 467
725 Papermill/Pulpmill Machinery And Paper Cutting Machines	55 635	142 340	1 435 155	3 423 873
726 Printing/Book Binding Machinery And Parts	426 630	1 028 839	18 178 464	45 107 129
727 Food Processing Machines And Parts	10 315	88 860	391 072	1 510 208
728 Other Machines And Equipment Specialized For Particular Industry	1 014 308	3 045 203	15 457 352	39 107 878
731 Machine Tools By Removing Metal	152 846	525 627	2 130 448	5 821 484
733 Machine Tool For Working Metals	241 759	621 227	3 204 850	7 104 729
735 Parts Of Machine Tools	38 979	79 362	1 387 399	2 760 756

**K2. IMPOR KAWASAN BERIKAT / BOUND ZONE IMPORT**  
**MENURUT GOLONGAN BARANG SITC / BY SITC COMMODITY GROUP**  
**\*\* FEBRUARI / FEBRUARY 2011 \*\***

SITC Uraian Golongan Barang Group Description	Berat Bersih / Net Weight (Kg)		Nilai CIF / CIF Value (US\$)	
	Bulan ini Current month	Kumulatif Cum. Jan to date	Bulan ini Current month	Kumulatif Cum. Jan to date
737 Metalworking Machinery And Parts	188 191	497 402	2 094 871	5 271 813
741 Heating And Cooling Equipments And Parts	787 749	2 542 565	9 026 868	27 089 208
742 Pumps For Liquid And Parts	167 914	297 626	3 974 719	8 320 850
743 Pumps, Compressors, Fans, Blowers, Centrifuges, And Parts	1 501 709	3 392 210	8 615 924	18 296 752
744 Mechanical Handling Equipments And Parts	639 879	3 830 854	2 683 688	17 709 852
745 Other Non-Electical Machinery, Tools, And Mechanical Apparatus	186 504	527 289	2 805 851	6 061 286
746 Ball Or Roller Bearings	533 694	1 108 194	7 220 489	14 368 960
747 Taps, Cocks, And Valves For Pipes	125 864	348 008	2 907 374	6 640 597
748 Transmission Shafts And Cranks	1 032 834	1 969 801	11 867 437	22 922 917
749 Non-Electric Parts And Accessories Of Machineries	402 094	797 032	7 433 641	15 695 269
751 Office Machines	18 623	32 511	615 032	1 102 181
752 Automatic Data Processing Machines And Their Units	135 703	282 624	7 401 348	14 778 144
759 Parts And Accessories For Machine Of Heading 751 Or 752	48 590	121 246	4 496 424	12 063 713
761 Television Receivers	930 429	1 931 772	28 244 978	57 640 757
762 Radio Broadcast Receivers	54 403	85 367	217 063	366 988
763 Sound Recorders Or Reproducers	20 369	34 206	771 670	1 356 321
764 Telecommunication Equipments And Parts	2 519 403	5 845 583	106 715 399	213 829 518
771 Electric Power Machinery And Parts	387 538	965 334	8 428 183	19 422 489
772 Electrical Apparatus For Making And Breaking Electrical Circuits	2 269 906	4 510 494	55 301 356	117 294 158
773 Equipment For Distributing Electricity	1 367 464	3 234 875	17 805 488	39 936 934
774 Electrical Apparatus For Medical Purposes And Radiological Apparatu	579	977	221 994	250 703
775 Household Type, Electrical/Non-Electrical Equipments	177 020	538 106	952 495	2 151 237
776 Thermionic, Cold Cathode, And Photo Cathode Valves/Tubes	1 090 187	2 951 697	91 935 300	194 798 510
778 Electrical Machinery And Apparatus	1 753 568	3 697 632	42 873 584	87 418 247
781 Passengger Motor Cars	1 794 077	4 055 228	21 892 490	43 953 724
782 Motor Vehicle For The Transportation Of Goods	445 363	703 858	6 190 483	9 284 766
783 Road Motor Vehicles	180 014	709 799	1 675 949	5 886 397
784 Parts And Accessories Of The Motor Vehicles	3 133 945	7 537 038	39 382 844	81 637 422
785 Motorcycles, Scooters, And Other Cycles Motorized/Non Motorized	1 980 213	4 104 524	3 146 773	6 535 676
786 Trailers And Other Vehicles, Not Motorized	30 893	87 187	20 714	69 243
791 Railway Vehicles And Associated Equipments	1 622	3 684	27 558	42 249
792 Aircraft And Associated Equipments And Parts	35 199	64 311	13 707 727	25 200 190
793 Ships, Boats, And Floating Structures	863 000	10 404 951	5 976 573	11 944 702
811 Prefabricated Buildings	90	9 811	589	3 420
812 Sanitary, Plumbing, Heating, And Lighting Fixtures/Fittings	286 615	320 851	2 361 001	2 690 530
813 Lighting Fixtures And Fittings	83 644	187 118	185 232	463 475
821 Furnitures And Parts	80 356	108 936	2 439 106	2 785 387
831 Travel Goods	11 083	21 971	97 036	196 154
841 Men'S Coats/Jackets, Not Knitted	865	2 081	13 126	37 472
842 Women'S Coats/Jacket, Not Knitted	32 770	64 580	156 760	435 413
843 Men'S Coats/Jackets, Knitted	26 280	46 440	454 681	783 572
844 Women'S Coats/Jackets, Knitted	198	32 285	2 997	257 293
845 Articles Of Apparel	49 296	145 576	1 040 478	3 232 477
846 Clothing Accessories Of Textiles Fabrics	164 431	374 303	4 143 306	8 524 186
848 Articles Of Apparel And Clothing Accessories Of Other Than Textile Fa	210 771	462 065	2 374 674	6 828 295
851 Footwears	507 985	1 091 648	7 426 987	14 515 930
871 Optical Instrument And Apparatus	8 283	18 400	868 681	1 661 429
872 Medical Instruments And Appliances	29 986	74 509	1 175 089	2 222 457
873 Meters And Counters	140 782	265 767	1 640 509	2 883 361
874 Measuring, Checking, Analysing, And Controlling Instrument And App	170 222	294 604	6 198 018	10 629 026
881 Photographic Apparatus And Equipments	8 872	13 018	843 972	1 385 193
882 Photographic And Chinematographic Supplies	55 780	162 368	72 526	219 732
883 Cinematograph Film, Exposed And Developed	2	73	148	1 704
884 Optical Goods	62 671	100 140	2 577 093	6 887 160
885 Watches And Clocks	5 339	11 221	100 214	206 227
891 Arms And Ammunitions	98	98	206	206
892 Printed Matter	422 017	1 003 245	9 353 319	18 474 683
893 Article Of Plastics	2 159 098	4 338 329	13 614 644	30 629 880
894 Baby Carriages, Toys, Games, And Sporting Goods	70 535	164 603	445 157	1 379 138
895 Office And Stationery Supplies	176 029	340 802	1 420 703	2 581 399
896 Works Of Art, Collectors Pieces And Antiques	948	1 777	24 517	45 252
897 Jewellery, Goldsmith, Silversmith Wares, And Other Articles	5 889	37 140	596 519	1 799 391

**K2. IMPOR KAWASAN BERIKAT / BOUND ZONE IMPORT**  
**MENURUT GOLONGAN BARANG SITC / BY SITC COMMODITY GROUP**  
**\*\* FEBRUARI / FEBRUARY 2011 \*\***

SITC Uraian Golongan Barang <i>Group Description</i>	Berat Bersih / <i>Net Weight (Kg)</i>		Nilai CIF / <i>CIF Value (US\$)</i>	
	Bulan ini <i>Current month</i>	Kumulatif <i>Cum. Jan to date</i>	Bulan ini <i>Current month</i>	Kumulatif <i>Cum. Jan to date</i>
898 Musical Instrument And Parts/Accessories	725 664	1 442 655	10 684 847	19 898 405
899 Other Miscellaneous Manufactured Articles	585 393	1 354 846	8 272 338	19 659 279
961 Coin Not Being Legal Tender	0	2	0	596
971 Gold, Non-Monetary	143	283	3 118 333	5 251 943
<b>TOTAL IMPORT</b>	<b>405 246 520</b>	<b>1 014 018 517</b>	<b>1 507 555 026</b>	<b>3 318 452 443</b>

<http://www.bps.go.id>

**K3. IMPOR KAWASAN BERIKAT / BOUND ZONE IMPORT**  
**MENURUT NEGARA ASAL / BY COUNTRY OF ORIGIN**  
**\*\* FEBRUARI / FEBRUARY 2011 \*\***

Kode Code	Negara Asal Country of Origin	Berat Bersih / Net Weight (Kg)		Nilai CIF / CIF Value (US\$)	
		Bulan ini Current month	Kumulatif Cum. Jan to date	Bulan ini Current month	Kumulatif Cum. Jan to date
111	JP JAPAN	48 782 177	88 030 140	320 684 594	595 731 005
112	HK HONG KONG	5 867 061	20 531 554	92 579 368	229 299 508
113	KP KOREA, DEM. PEOPLE'S REP.	2	260	68	31 999
114	KR KOREA, REPUBLIC OF	31 221 812	70 380 547	223 169 081	469 624 492
115	TW TAIWAN	16 299 017	33 571 363	83 414 884	182 208 460
116	CN CHINA	38 383 652	94 371 716	235 393 412	563 589 817
117	MN MONGOLIA	0	4	0	3 342
118	MO MACAU	12 187	47 335	118 119	423 019
120	PG PAPUA NEW GUINEA	208 740	208 740	137 155	137 155
121	TH THAILAND	88 891 822	167 269 364	114 464 681	224 178 643
122	SG SINGAPORE	29 642 766	74 860 901	110 635 181	238 732 271
123	PH PHILIPPINES	8 347 441	10 837 970	16 346 042	24 802 730
124	MY MALAYSIA	25 618 353	51 100 934	48 666 903	119 126 377
125	MM MYANMAR	252	21 885	31 276	121 580
126	KH CAMBODIA	222	26 053	1 064	115 983
128	LA LAO PEOPLE'S DEM. REP.	1 150	1 150	21 305	21 305
129	NP NEPAL	0	1	0	5
131	VN VIET NAM	3 627 411	9 434 449	16 055 280	38 283 903
133	IN INDIA	9 205 035	52 159 012	18 532 744	62 642 897
134	PK PAKISTAN	434 333	1 144 775	2 663 648	6 949 406
135	BD BANGLADESH	277	79 252	21 590	169 861
136	LK SRI LANKA	49 241	55 055	193 643	332 500
138	ID INDONESIA	349 215	921 540	2 387 449	6 754 185
142	IR IRAN (ISLAMIC REPUBLIC OF)	77 661	7 210 293	142 181	1 580 661
143	SA SAUDI ARABIA	13 533 385	18 823 481	15 184 976	22 128 722
144	IL ISRAEL	42 003	42 040	121 969	122 574
145	KW KUWAIT	742 971	5 507 299	903 754	6 293 163
146	JO JORDAN	14 885	116 885	82 242	169 302
148	LB LEBANON	3	63	423	433
151	YE YEMEN	63 075	63 314	193 298	194 494
152	OM OMAN	99 000	99 000	154 440	154 440
154	TR TURKEY	303 129	1 394 545	721 359	1 915 647
155	AE UNITED ARAB EMIRATES	4 007 427	6 988 392	3 322 751	5 456 435
156	QA QATAR	1 449 371	2 046 599	2 972 955	3 755 729
157	BH BAHRAIN	0	46	0	7 050
158	CY CYPRUS	84 860	168 862	70 346	129 449
211	EG EGYPT	65 143	96 968	431 627	609 443
213	MA MOROCCO	10	2 692	696	41 863
215	DZ ALGERIA	2	2	2	2
216	SD SUDAN	18	22 243	53	72 751
221	ET ETHIOPIA	9 857	9 857	353 785	353 785
222	TZ TANZANIA, UNITED REP. OF	0	209 732	0	459 590
225	KE KENYA	5	444	14	13 642
227	MZ MOZAMBIQUE	224 949	466 009	807 942	1 563 917
230	TG TOGO	24	38	5 724	5 738
231	GH GHANA	1	1	2	2
232	LR LIBERIA	0	125	0	442
233	GN GUINEA	0	18 903	0	17 286
236	CM CAMEROON	10 728	10 728	15 386	15 386
237	NG NIGERIA	1	18 105	49	133 915
241	SN SENEGAL	1	1	6	6
242	MR MAURITANIA	0	1 253	0	14 344
243	ML MALI	203 066	203 097	805 832	814 648
247	GM GAMBIA	15	16	229	233

**K3. IMPOR KAWASAN BERIKAT / BOUND ZONE IMPORT**  
**MENURUT NEGARA ASAL / BY COUNTRY OF ORIGIN**  
**\*\* FEBRUARI / FEBRUARY 2011 \*\***

Kode Code	Negara Asal Country of Origin	Berat Bersih / Net Weight (Kg)		Nilai CIF / CIF Value (US\$)	
		Bulan ini Current month	Kumulatif Cum. Jan to date	Bulan ini Current month	Kumulatif Cum. Jan to date
248 VI	U.S. VIRGIN ISLANDS	760	772	91 473	92 122
249 SC	SEYCHELLES	0	43 200	0	170 640
251 UG	UGANDA	0	12 017	0	127 826
253 NE	NIGER	1 487	1 487	2 553	2 553
256 SH	SAINT HELENA	0	12	0	214
257 ST	SAO TOME AND PRINCIPE	0	2	0	59
260 SZ	SWAZILAND	145 280	145 287	755 816	755 854
261 ZA	SOUTH AFRICA	13 849 882	44 946 951	20 047 816	59 099 552
265 KM	COMOROS	0	2	0	83
298 VG	VIRGIN ISLANDS (BRITISH)	40 033	81 481	396 082	746 341
311 AU	AUSTRALIA	5 976 474	45 014 138	15 821 767	56 260 438
312 NZ	NEW ZEALAND	5 192 346	8 118 847	6 256 216	10 537 115
319 GU	GUAM	0	301	0	1 126
328 IO	BRITISH INDIAN OCEAN TERRITORY	0	1 250	0	12 297
331 AS	AMERICAN SAMOA	138 104	532 471	83 392	469 666
333 FJ	FIJI	1 150	1 153	106 976	106 979
334 KI	KIRIBATI	3	3	34	34
340 CX	CHRISTMAS ISLANDS	0	278	0	14 986
342 CC	COCOS (KEELING) ISLANDS	12	126	1 040	1 749
343 TK	TOKELAU	86	86	1 030	1 030
411 US	UNITED STATES	19 687 388	36 471 680	52 659 799	101 998 174
412 CA	CANADA	474 857	812 160	1 675 613	3 012 721
421 MX	MEXICO	2 924 108	3 751 150	6 649 311	7 568 514
422 GT	GUATEMALA	0	50 421 824	0	35 554 708
423 HN	HONDURAS	1	969	5	12 316
424 NI	NICARAGUA	0	400	0	2 310
425 PA	PANAMA	3	9	175	612
428 SR	SURINAME	58 200	58 200	44 977	44 977
431 CL	CHILE	8 398 420	10 145 279	10 916 622	12 299 667
432 VE	VENEZUELA	0	1	0	2
433 AR	ARGENTINA	3 398 302	10 002 838	5 950 123	9 719 903
434 BR	BRAZIL	8 593 914	56 101 212	16 289 832	67 228 156
435 CO	COLOMBIA	3 654	10 373	71 083	189 393
437 UY	URUGUAY	183	45 549	5 661	32 795
438 PY	PARAGUAY	36 593	36 593	91 304	91 304
441 EC	ECUADOR	0	1 391	0	28 522
442 PE	PERU	51 264	54 211	149 977	197 928
443 GY	GUYANA	18	18	13 979	13 979
445 BS	BAHAMAS	0	1	0	17
446 JM	JAMAICA	17 900	17 900	8 055	8 055
447 PR	PUERTO RICO	238	238	2 278	2 278
450 SV	EL SALVADOR	6	7	54	64
451 CR	COSTA RICA	0	7 708	0	139 464
452 HT	HAITI	0	5	0	2 107
464 GL	GREENLAND	19 432	38 807	93 187	191 854
467 AN	NETHERLANDS ANTILLES	0	10	0	50
472 GP	GUADELOUPE	2	2	592	592
511 GB	UNITED KINGDOM	724 796	1 730 550	5 878 123	14 166 806
512 NL	NETHERLANDS	574 093	1 439 349	4 780 711	9 466 337
513 FR	FRANCE	500 899	959 392	3 652 214	10 875 244
514 DE	GERMANY, FED. REP. OF	1 717 699	5 938 861	16 583 574	46 775 398
515 AT	AUSTRIA	110 231	193 837	639 933	1 105 634
516 BE	BELGIUM	500 943	1 540 937	4 807 618	7 850 776
517 CH	SWITZERLAND	79 761	112 809	1 836 192	3 265 489

**K3. IMPOR KAWASAN BERIKAT / BOUND ZONE IMPORT**  
**MENURUT NEGARA ASAL / BY COUNTRY OF ORIGIN**  
**\*\* FEBRUARI / FEBRUARY 2011 \*\***

Kode Code	Negara Asal Country of Origin	Berat Bersih / <i>Net Weight (Kg)</i>		Nilai CIF / <i>CIF Value (US\$)</i>	
		Bulan ini Current month	Kumulatif Cum. Jan to date	Bulan ini Current month	Kumulatif Cum. Jan to date
518 LU	LUXEMBOURG	741	1 849	5 047	13 154
521 DK	DENMARK	13 927	84 391	1 772 699	2 321 996
522 NO	NORWAY	148 618	336 124	288 098	790 006
523 SE	SWEDEN	106 379	1 505 079	802 880	2 850 600
524 FI	FINLAND	159 749	2 054 388	867 411	4 152 179
525 IE	IRELAND	12 581	61 893	41 227	124 253
526 IT	ITALY	828 046	6 974 245	7 527 894	22 043 132
527 ES	SPAIN	29 723	218 701	636 313	3 463 909
528 PT	PORTUGAL	1 504	6 005	76 401	236 659
531 GR	GREECE	491 652	1 270 173	1 122 868	3 208 145
534 LI	LIECHTENSTEIN	11	11	49	49
540 CD	DEMOCRATIC REP. OF THE CONGO	61 451	177 406	143 181	408 717
542 HU	HUNGARY	21 356	59 958	712 380	1 191 833
543 PL	POLAND	13 238	35 317	651 947	1 171 274
544 RO	ROMANIA	505 638	524 022	423 851	512 987
545 BG	BULGARIA	701	1 325	32 090	62 036
548 AL	ALBANIA	0	1	0	427
549 AM	ARMENIA	0	1	0	3
551 BY	BELARUS	2	2	16	16
553 KG	KYRGYZSTAN	15	611	206	15 506
555 TJ	TAJKISTAN	35 910	35 910	33 576	33 576
557 UA	UKRAINE	4 508	1 105 871	8 531	734 149
559 LT	LITHUANIA	1	1	3	3
560 LV	LATVIA	43 200	43 201	207 360	207 373
563 HR	CROATIA	0	6	0	158
565 MT	MALTA	0	33	0	727
566 SK	SLOVAKIA	115	12 127	19 988	126 016
567 SI	SLOVENIA	1 129	275 990	12 127	70 797
568 CZ	CZECH REPUBLIC	1 029 295	1 033 223	1 531 966	1 954 042
572 RU	RUSSIA FEDERATION	644 752	831 486	2 462 202	3 206 376
<b>TOTAL IMPORT</b>		<b>405 246 520</b>	<b>1 014 018 517</b>	<b>1 507 555 026</b>	<b>3 318 452 443</b>



**K4. IMPOR KAWASAN BERIKAT / BOUND ZONE IMPORT**  
**MENURUT PROPINSI DAN PELABUHAN IMPOR / BY PROVINCE AND PORT OF IMPORTATION**  
**\*\* FEBRUARI / FEBRUARY 2011 \*\***

Kode Code	Propinsi / Pelabuhan Impor Province / Port of Importation	Berat Bersih / Net Weight (Kg)		Nilai CIF / CIF Value (US\$)	
		Bulan ini Current month	Kumulatif Cum. Jan to date	Bulan ini Current month	Kumulatif Cum. Jan to date
	<b>SUMATERA UTARA</b>	<b>10 137 536</b>	<b>18 567 217</b>	<b>23 279 541</b>	<b>59 920 026</b>
144	IDBLW BELAWAN	10 132 807	18 561 229	23 077 258	59 619 656
166	IDMES MEDAN / POLONIA (U)	4 729	5 988	202 283	300 370
	<b>RIAU</b>	<b>35 436 401</b>	<b>70 477 481</b>	<b>20 549 667</b>	<b>33 315 132</b>
225	IDDUM DUMAI	7 545 869	15 049 677	2 833 124	4 105 301
277	IDBUN BUATAN	27 890 532	55 427 804	17 716 543	29 209 831
	<b>KEPULAUAN RIAU</b>	<b>3 819 247</b>	<b>18 414 098</b>	<b>41 590 809</b>	<b>98 963 947</b>
248	IDTBK TANJUNG BALAI KARIMUN	1 791 201	2 826 024	7 177 406	13 467 793
250	IDTAN TANJUNG UBAN	2 020 723	15 575 540	34 361 566	85 409 732
251	IDTPN TANJUNG PINANG	5 000	10 211	45 647	80 232
262	IDTNJ KIJANG (U)	2 323	2 323	6 190	6 190
	<b>LAMPUNG</b>	<b>544 719</b>	<b>33 944 240</b>	<b>889 244</b>	<b>28 723 417</b>
395	IDPJG PANJANG	544 719	33 944 240	889 244	28 723 417
	<b>DKI JAKARTA</b>	<b>236 422 153</b>	<b>516 295 178</b>	<b>1 220 919 278</b>	<b>2 611 542 524</b>
431	IDTPP TANJUNG PRIOK	214 377 078	477 488 499	949 346 057	2 058 518 464
432	IDKLB KALIBARU	19 027 666	32 167 066	5 028 669	8 861 799
433	IDJKT JAKARTA / PASAR IKAN	1 177	1 177	49 646	49 646
434	IDCGK SOEKARNO-HATTA (U)	3 003 971	6 614 862	265 782 742	542 753 789
436	IDHLP HALIM PERDANA KUSUMA (U)	12 261	23 574	712 164	1 358 826
	<b>BANTEN</b>	<b>68 142 928</b>	<b>237 255 668</b>	<b>63 750 883</b>	<b>192 734 562</b>
461	IDMRK MERAK	1 261 148	20 578 169	1 946 363	23 176 749
473	IDCGD CIGADING	66 881 780	216 677 499	61 804 520	169 557 813
	<b>JAWA BARAT</b>	<b>377 292</b>	<b>377 292</b>	<b>1 221 450</b>	<b>1 221 450</b>
463	IDCBN CIREBON/PENGGUNG (U)	377 056	377 056	1 190 825	1 190 825
468	IDBND GEDE BAGE-BANDUNG (PTT)	236	236	30 625	30 625
	<b>JAWA TENGAH</b>	<b>12 920 453</b>	<b>22 464 726</b>	<b>51 901 115</b>	<b>100 165 109</b>
494	IDTES TANJUNG EMAS	12 915 872	22 447 122	51 818 000	99 883 568
496	IDSRG ACHMAD YANI (U)	4 293	16 313	71 697	238 776
498	IDSOC JEBRES/ADI SUMARMO	288	1 291	11 418	42 765
	<b>DI YOGYAKARTA</b>	<b>0</b>	<b>70</b>	<b>0</b>	<b>1 999</b>
531	IDJOG ADI SUCIPTO (U)	0	70	0	1 999
	<b>JAWA TIMUR</b>	<b>37 393 849</b>	<b>96 136 234</b>	<b>81 469 853</b>	<b>187 471 573</b>
563	IDTPE TANJUNG PERAK	37 020 235	95 361 861	72 138 389	168 698 339
587	IDSUB JUANDA (U)-SURABAYA	112 927	246 883	8 562 072	17 276 080
588	IDSUR SURABAYA (PTT)	260 687	527 490	769 392	1 497 154
	<b>BALI</b>	<b>21 657</b>	<b>56 027</b>	<b>1 659 911</b>	<b>4 068 975</b>
613	IDBOA BENOA/LOLOAN	8 000	24 902	949	9 400
620	IDDPS NGURAH RAI (U)	13 657	31 125	1 658 962	4 059 575
	<b>KALIMANTAN TIMUR</b>	<b>0</b>	<b>1</b>	<b>0</b>	<b>454</b>
814	IDBPN SEPINGGAN (U)	0	1	0	454
	<b>SULAWESI SELATAN</b>	<b>30 285</b>	<b>30 285</b>	<b>323 275</b>	<b>323 275</b>
893	IDUJU UJUNG Pandang	30 285	30 285	323 275	323 275
	<b>TOTAL IMPORT</b>	<b>405 246 520</b>	<b>1 014 018 517</b>	<b>1 507 555 026</b>	<b>3 318 452 443</b>

# DATA

## MENCERDASKAN BANGSA



**BADAN PUSAT STATISTIK**

Jl. dr. Sutomo No. 6-8 Jakarta 10710  
Telp. : (021) 3841195, 3842508, 3810291-4, Fax. : (021) 3857046  
Homepage : <http://www.bps.go.id> E-mail : [bpsdq@bps.go.id](mailto:bpsdq@bps.go.id)

