



Katalog: 8202019

**BULETIN
STATISTIK PERDAGANGAN LUAR NEGERI**

EKSPOR

**MENURUT HARMONIZED SYSTEM
MEI 2019**



BADAN PUSAT STATISTIK

**BULETIN
STATISTIK PERDAGANGAN LUAR NEGERI**

EKSPOR

**MENURUT HARMONIZED SYSTEM
MEI 2019**



Buletin Statistik Perdagangan Luar Negeri Ekspor Menurut HS, Mei 2019

ISSN : 2252-8563

No. Publikasi: 06110.1926

Katalog: 8202019

Ukuran Buku: -

Jumlah Halaman: vi + 212 halaman

Naskah t.

Subdirektorat Statistik Ekspor

Penyunting:

Subdirektorat Statistik Ekspor

Desain Kover oleh:

Subdirektorat Publikasi dan Kompilasi Statistik

Penerbit:

© BPS RI

Pencetak:

PT Citra Mawana Patamaro

Sumber Ilustrasi: -

Dilarang mengumumkan, mendistribusikan, mengkomunikasikan, dan/atau menggandakan sebagian atau seluruh isi buku ini untuk tujuan komersial tanpa izin tertulis dari Badan Pusat Statistik

KATA PENGANTAR

Buletin Statistik Perdagangan Luar Negeri Ekspor yang diterbitkan secara bulanan memuat data ekspor menurut 21 kelompok penggolongan barang, HS (*Harmonized System*) 2 digit, HS 8 digit, Negara Tujuan Ekspor, Provinsi, dan Pelabuhan Muat yang dirinci menurut Berat Bersih dan Nilai FOB. Buletin terbitan kali ini menyajikan data bulan Mei 2019 serta kumulatif bulan Januari sampai Mei 2019.

Buletin ini juga menyajikan gambaran singkat tentang perbandingan, pertumbuhan, dan peranan data ekspor menurut rincian diatas, serta data pokok yang cukup dominan atau yang mengalami perubahan signifikan. Diharapkan data ekspor ini dapat digunakan sebagai dasar evaluasi dan kajian perkembangan ekspor Indonesia.

Kepada para pengguna data, saran dan kritik yang bersifat konstruktif demi penyempurnaan publikasi ini, sangat diharapkan. Kiranya usaha BPS untuk meningkatkan pelayanan dan pemasyarakatan statistik (khususnya data Statistik Ekspor) dapat dilaksanakan secara baik dan berkesinambungan.

Jakarta, Juli 2019

Kepala Badan Pusat Statistik



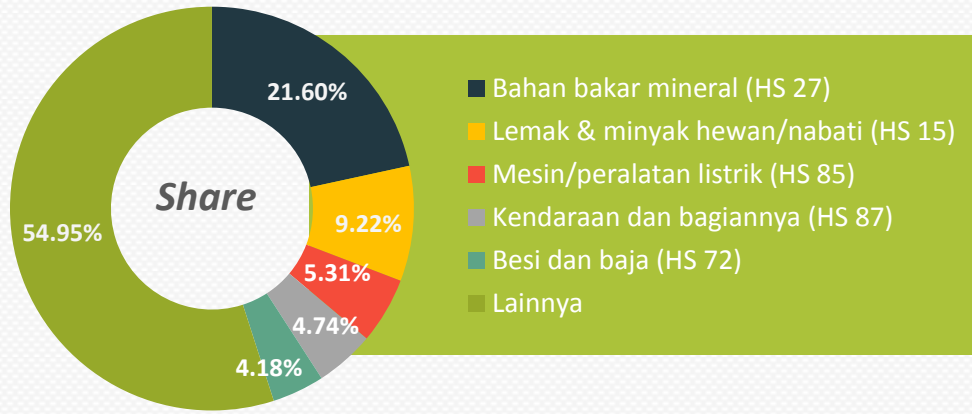
Dr. Suhariyanto

DAFTAR ISI

		Halaman / Page
Kata Pengantar		iii
Daftar Isi		iv
Penjelasan.....		1-3
Ringkasan		4-10
 Tabel-Tabel		
Tabel	1. Ekspor Indonesia Menurut 21 Golongan Barang.....	11
Tabel	2. Ekspor Indonesia Menurut Kode HS 2 digit	12-14
Tabel	3. Ekspor Indonesia Menurut Komoditi (Kode HS 8 digit)	15-203
Tabel	4. Ekspor Indonesia Menurut Negara Tujuan.....	204-207
Tabel	5. Ekspor Indonesia Menurut Provinsi dan Pelabuhan Muat..	208-212

EKSPOR INDONESIA MENURUT HARMONIZED SYSTEM

MEI 2019



EKSPOR KE BEBERAPA NEGARA UTAMA



EKSPOR DARI BEBERAPA PELABUHAN UTAMA

Total Ekspor Mei 2019 = US\$14,83 miliar



PENJELASAN

A. PENDAHULUAN

Penyajian buku publikasi Buletin Statistik Perdagangan Luar Negeri Ekspor menurut HS Mei 2019 terdiri dari :

- Bagian ulasan yang menjelaskan tentang ringkasan ekspor Indonesia dari sisi migas dan nonmigas, perkembangan nilai ekspor Indonesia (FOB), ekspor Indonesia menurut negara tujuan utama, ekspor golongan barang HS 2 digit utama, ekspor Indonesia menurut pelabuhan muat utama tiap provinsi.
- Bagian lampiran yang berisi Tabel 1. Ekspor Indonesia Menurut 21 Golongan Barang, Tabel 2. Ekspor Indonesia Menurut Kode HS 2 Digit, Tabel 3. Ekspor Indonesia Menurut Komoditi (Kode HS 8 Digit), Tabel 4. Ekspor Indonesia Menurut Negara Tujuan dan Tabel 5. Ekspor Indonesia Menurut Provinsi dan Pelabuhan Muat.

B. DAERAH PENCATATAN

Daerah pencatatan statistik dalam publikasi ini meliputi seluruh wilayah Republik Indonesia.

C. SUMBER DATA

Data Ekspor dikumpulkan berdasarkan dokumen ekspor atau Pemberitahuan Ekspor Barang (PEB) yang diisi oleh Eksportir dan telah diberikan ijin muat oleh Kantor Pelayanan Bea dan Cukai, selanjutnya dikirim ke Badan Pusat Statistik (BPS) dan Bank Indonesia (BI). Sejak tahun 2015, sumber data lainnya adalah catatan instansi lain, PT. POS Indonesia, dan survei ekspor perbatasan laut.

D. SISTEM PERDAGANGAN

Pencatatan Statistik Perdagangan Luar Negeri menggunakan sistem perdagangan umum (*General Trade*) dimana pencatatan dilakukan dari dokumen PEB dan non PEB yang dimuat dari pelabuhan di seluruh wilayah Indonesia termasuk kawasan berikat.

E. RUANG LINGKUP

Pencatatan Statistik Ekspor meliputi seluruh barang yang keluar dari wilayah Republik Indonesia, baik yang bersifat komersial maupun bukan komersial seperti bantuan barang kredit lunak, hadiah dan sebagainya.

- a. Ekspor kapal laut dan pesawat udara termasuk dalam statistik ekspor sedangkan ekspor bunker oil untuk kapal tidak tercatat dalam publikasi ini.
- b. Barang-barang yang diolah di luar negeri tetap dicatat sebagai ekspor, meskipun hasil olahan barang tersebut akan kembali masuk ke wilayah Indonesia.
- c. Barang-barang berikut ini tidak termasuk dalam statistik ekspor, yaitu : pakaian dan barang-barang perhiasan penumpang, barang-barang yang dikirim untuk perwakilan Indonesia di luar negeri, barang-barang untuk ekspedisi dan ekshibisi/pameran, pembungkus/peti kemas untuk diisi di luar negeri, uang dan surat-surat berharga, barang-barang contoh dan barang-barang yang dikirim ke luar negeri untuk diperbaiki.

F. SISTEM PENGOLAHAN

Data dalam publikasi ini mencakup dokumen-dokumen ekspor periode pencatatan Mei 2019 yang diterima Badan Pusat Statistik, yang terdiri dari dokumen kepabeanaan (PEB) dan dokumen dari sumber lainnya (non PEB).

G. KLASIFIKASI JENIS BARANG

Penggolongan barang di dalam publikasi periode Mei 2019 ini menggunakan Klasifikasi menurut Buku Tarif Kepabeanan Indonesia 2017 (BTKI-2017) yang didasarkan atas *Harmonized System* (HS) merupakan pembaruan dari BTKI tahun 2012. Versi yang terakhir ini mengalami perubahan yang relatif besar dibanding sistem pengkodean versi sebelumnya yaitu penggolongan barang dari 10 digit menjadi 8 digit serta perubahan pada penggolongan/pengelompokan barang maupun pendefinisianya.

H. PERIODE REFERENSI

Periode penentuan ekspor adalah tanggal diberikannya izin muat barang tersebut oleh pejabat Kantor Pelayanan Bea dan Cukai setelah diadakan pemeriksaan seperlunya.

I. NILAI BARANG

Nilai barang yang dicatat untuk Statistik Ekspor adalah nilai FOB (dolar AS).

J. SATUAN BARANG

Sejak tahun 1975 ekspor disajikan dalam berat bersih (kg).

K. NEGARA TUJUAN

Yang dimaksud dengan negara tujuan adalah negara tujuan akhir (*last known destination*) yang diketahui dimana barang tersebut akan dikonsumsi atau diperdagangkan.

L. PELABUHAN MUAT

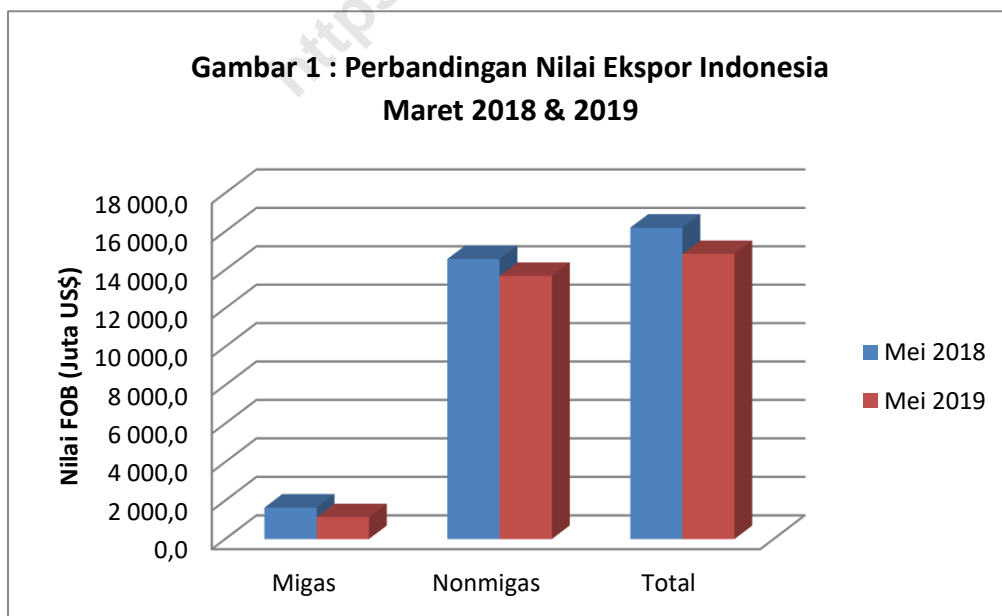
Yang dimaksud dengan pelabuhan muat ekspor adalah pelabuhan muat dimana surat izin muat ekspor tersebut dikeluarkan.

RINGKASAN

Ekspor Indonesia pada bulan Mei 2019 mencapai nilai US\$14.825,2 juta dengan volume 57.812,2 ribu ton, yang terdiri dari US\$1.136,8 juta hasil ekspor minyak dan gas (migas) dan US\$13.688,4 juta hasil ekspor komoditi nonmigas.

Dibandingkan periode yang sama tahun 2018, nilai ekspor turun US\$1.373,2 juta, karena adanya penurunan ekspor dari kelompok nonmigas sebesar US\$876,8 juta atau turun 6,02 persen dibanding nilai ekspor Mei 2018. Demikian pula ekspor migas mengalami penurunan sebesar US\$496,3 juta.

Dengan demikian, dapat dilihat bahwa penerimaan dari sektor migas kurang maksimal dan perlu ditingkatkan untuk mencapai kinerja yang optimal. Demikian pula halnya dengan ekspor nonmigas pada Mei 2019 yang mengalami penurunan kinerja cukup besar nilainya dibandingkan periode yang sama pada tahun 2018. Harga minyak mentah Indonesia pada bulan Mei 2019 sebesar US\$68,07 per barelnya, turun sebesar US\$4,36 per barel dibandingkan bulan Mei 2018.

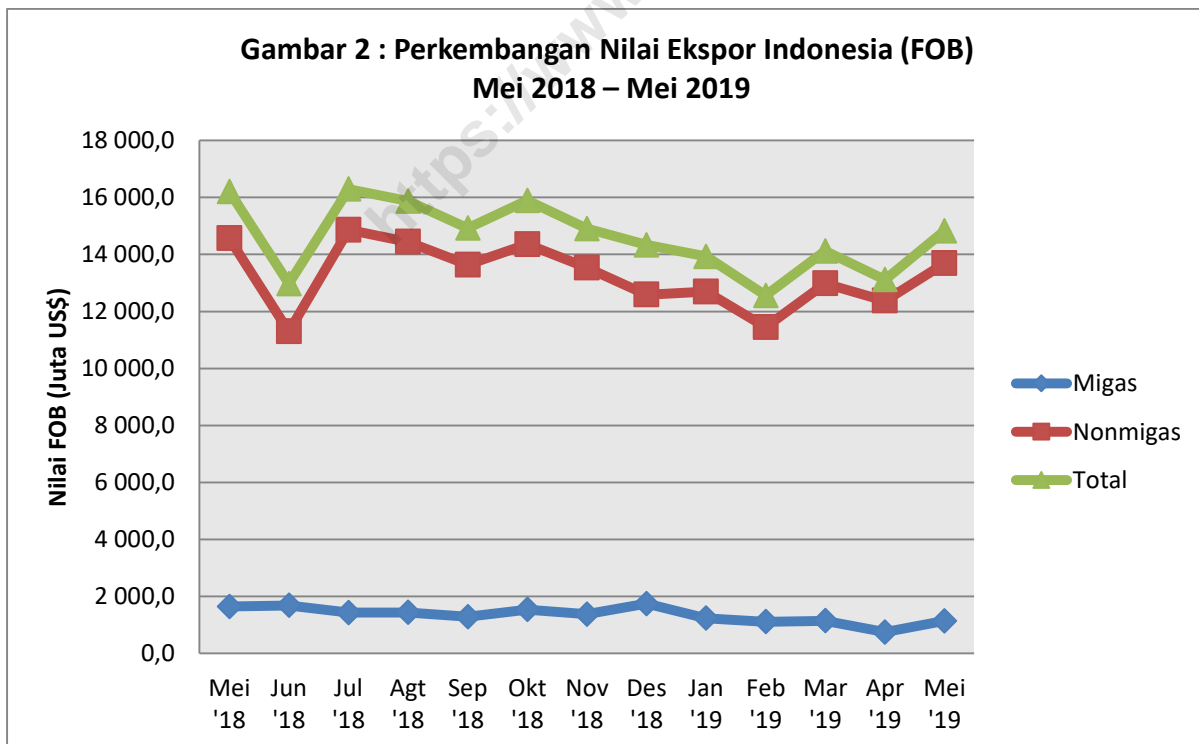


Sumber : dokumen PEB, non PEB, diolah

Pada Gambar 1 ditampilkan perbandingan nilai ekspor periode Mei 2018 dan 2019. Sedangkan trend perkembangannya dari bulan Mei 2018 sampai dengan Mei 2019 disajikan pada Gambar 2. Nilai ekspor kelompok migas pada Mei 2018 senilai US\$1.633,1 juta yang terdiri dari minyak mentah, hasil minyak dan gas masing-masing senilai US\$552,6 juta, US\$211,8 juta dan US\$868,7 juta. Sedangkan pada Mei 2019 untuk kelompok migas secara keseluruhan memberikan sumbangan nilai ekspor sebesar US\$1.136,8 juta atau mengalami penurunan sebesar

US\$496,3 juta dibandingkan dengan periode yang sama tahun 2018 dengan rincian minyak mentah US\$167,8 juta, hasil minyak US\$78,4 juta dan gas US\$890,6 juta.

Nilai ekspor untuk kelompok nonmigas yang terdiri dari hasil pertanian, hasil industri pengolahan serta hasil tambang dan lainnya pada bulan Mei 2018 masing-masing US\$308,0 juta, US\$11.749,3 juta, dan US\$ 2.508,0 juta. Sementara itu pada periode Mei 2019 masing-masing mencapai US\$316,3 juta, US\$11.221,3 juta, dan US\$2.150,8 juta.



Sumber : dokumen PEB, non PEB, diolah

Nilai ekspor Indonesia Mei 2019 mencapai US\$14,83 miliar atau naik sebesar 13,05 persen dibanding ekspor April 2019, dan turun sebesar 8,48 persen dibanding ekspor Mei 2018.

Ekspor nonmigas Mei 2019 mencapai US\$13,69 miliar atau naik sebesar 10,64 persen dibanding nilai ekspor nonmigas April 2019, dan turun 6,02 persen dibanding ekspor nonmigas Mei 2018.

Dipandang dari negara tujuan ekspor utama (Tabel A) ekspor ke Tiongkok Mei 2019 mencapai angka terbesar yaitu US\$2,43 miliar, disusul Amerika Serikat US\$1,64 miliar dan Jepang US\$1,33 miliar, dengan kontribusi ketiganya mencapai 36,43 persen. Untuk negara utama, peningkatan terbesar terjadi ke Singapura dengan peningkatan sebesar US\$205,1 juta, Tiongkok sebesar US\$121,5 juta peningkatannya, dan Inggris dengan peningkatan sebesar US\$15,4 juta. Untuk ekspor ke Uni Eropa (28 negara) sebesar US\$1,40 miliar, menunjukkan penurunan ekspor dibandingkan dengan nilai ekspor pada periode yang sama tahun 2018.

Dari Tabel A juga terlihat bahwa sebagian besar negara tujuan utama ekspor mengalami penurunan nilai. Penurunan terbesar terjadi pada negara Jepang dengan persentase penurunan 18,85 persen, negara Korea Selatan dengan persentase penurunan

31,67 persen dan negara Taiwan dengan persentase penurunan 25,49 persen.

Pada Tabel B ekspor golongan barang HS 2 digit utama terlihat bahwa sebagian nilai ekspor mengalami peningkatan. Peningkatan terbesar terjadi pada besi dan baja sebesar US\$89,1 juta yang merupakan komoditi terbesar ke-5 untuk ekspor Mei 2019 dan komoditi terbesar ke-8 untuk ekspor Mei 2018.

Sedangkan penurunan terbesar ekspor golongan barang HS 2 digit utama Mei 2019 terjadi pada bahan bakar mineral sebesar US\$379,0 juta yang merupakan komoditi ekspor terbesar ke-1 pada Mei 2019 dan 2018.

Menurut sektor, ekspor hasil industri pengolahan Mei 2019 turun sebesar 4,49 persen dibanding ekspor hasil industri pengolahan periode yang sama tahun 2018, ekspor hasil tambang & lainnya turun sebesar 16,61 persen, sedangkan ekspor hasil pertanian naik sebesar 2,71 persen.

Berdasarkan Tabel C total ekspor Indonesia menurut provinsi pelabuhan muat, ekspor Indonesia terbesar pada periode Mei 2019 berasal dari DKI Jakarta dengan nilai US\$4,85 miliar (32,72 persen), diikuti Jawa Timur sebesar US\$1,81 miliar (12,23 persen) dan Kalimantan Timur sebesar US\$1,41 miliar (9,49 persen).

**Tabel A. Total Ekspor Indonesia Menurut Negara Tujuan Utama
Mei 2018 dan Mei 2019**

Negara Tujuan	Nilai FOB (Juta US\$)				Perubahan Mei'19 thd Mei'18 (Juta US\$)
	Mei 2018	Mei 2019	Jan-Mei 2018	Jan-Mei 2019	
(1)	(2)	(3)	(4)	(5)	(6)
ASEAN	3 674,6	3 794,2	17 241,4	16 903,8	119,6
1 Singapura	1 071,0	1 276,0	5 482,0	5 271,3	205,1
2 Malaysia	795,2	774,6	3 775,6	3 461,2	-20,6
3 Thailand	676,7	597,4	2 962,9	2 783,7	-79,3
ASEAN Lainnya	1 131,8	1 146,2	5 020,9	5 387,6	14,4
UNI EROPA	1 742,8	1 396,9	7 428,5	6 279,4	-346,0
4 Germany, Fed. Rep. of	270,1	210,8	1 145,2	991,6	-59,3
5 France	96,4	94,0	441,0	344,4	-2,4
6 United Kingdom	127,0	142,4	615,9	584,9	15,4
Uni Eropa Lainnya	1 249,4	949,7	5 226,4	4 358,5	-299,7
NEGARA UTAMA LAINNYA	8 378,6	7 592,2	39 111,3	35 173,6	-786,3
7 China	2 309,2	2 430,7	11 137,6	10 346,5	121,5
8 Japan	1 644,4	1 334,4	8 276,1	6 721,8	-310,0
9 United States	1 690,7	1 635,8	7 796,2	7 293,9	-54,8
10 India	1 112,8	1 031,4	5 342,7	5 028,1	-81,4
11 Australia	283,2	214,4	1 186,6	882,7	-68,8
12 Korea, Republic Of	836,8	571,8	3 710,8	3 229,7	-265,0
13 Taiwan	501,5	373,6	1 661,3	1 670,9	-127,8
Total 13 Negara Tujuan Utama	11 414,8	10 687,5	53 534,0	48 610,7	-727,3
Lainnya	4 783,5	4 137,7	21 379,9	19 933,8	-645,8
Total Ekspor Indonesia	16 198,3	14 825,2	74 913,9	68 544,5	-1 373,2

Sumber : dokumen PEB, non PEB, diolah

Pada Tabel 1 disajikan ekspor menurut 21 golongan barang HS. Disini terlihat bahwa perolehan devisa terbesar pada bulan Mei 2019 dari kelompok golongan barang V (Produk mineral) dengan nilai US\$3.378,1 juta atau sekitar 22,79 persen dari total ekspor, kelompok golongan barang III (Lemak, Minyak, Malam Nabati/Hewani) dengan nilai US\$1.366,3 juta atau sekitar 9,22 persen, serta kelompok golongan barang XVI (Mesin dan perlengkapan listrik, serta aksesorisnya) senilai US\$1.301,5 juta atau sekitar 8,78 persen.

Dibandingkan periode yang sama tahun sebelumnya, produk mineral mengalami penurunan 19,30 persen; begitu pula dengan lemak, minyak, malam nabati/hewani mengalami penurunan sebesar 13,72 persen. Hal yang sama terjadi pada mesin dan perlengkapan listrik, serta aksesorisnya yang turun sebesar 2,33 persen.

Pada Tabel 2 disajikan ekspor menurut HS 2 digit. Nilai ekspor yang mengalami pertumbuhan positif terbesar untuk bulan Mei 2019 dibandingkan dengan nilai ekspor Mei 2018 antara lain HS 93 (*arms and ammunition, parts and accessories*) dengan tingkat pertumbuhan 39.956,53 persen dan nilai ekspor US\$0,1 juta. Kemudian HS 43 (*furskins and artificial fur, manufactures thereof*) dengan besar

tingkat pertumbuhan mencapai 2.555,59 persen dan memiliki nilai ekspor mencapai US\$0,1 juta, selanjutnya HS 37 (*photographic and cinematographic goods*) yang memiliki tingkat pertumbuhan 2.178,39 persen dengan nilai ekspor US\$34.494. Untuk HS 31 (*fertilizers*) dengan tingkat pertumbuhannya sebesar 164,99 persen dan nilai ekspor mencapai US\$61,7 juta, serta HS 51 (*wool, fine or coarse animal hair, horse hair yarn, woven fabrics*) dengan tingkat pertumbuhan mencapai 143,01 persen dengan nilai ekspor mencapai US\$0,2 juta.

Adapun jenis barang yang mengalami penurunan antara lain HS 10 (*cereals*) dengan penurunan ekspor 98,76 persen dengan nilai ekspor US\$0,2 juta, kemudian HS 26 (*ores, slag and ash*) yang mengalami penurunan mencapai 76,18 persen dengan total nilai ekspor mencapai US\$136,1 juta. Selanjutnya HS 88 (*aircraft and its component*) dengan penurunan ekspor 76,15 persen dengan nilai ekspor US\$5,7 juta, diikuti HS 50 (*silk*) yang mengalami penurunan ekspor 75,11 persen dengan nilai ekspor sebesar US\$25.259, dan HS 89 (*ships, boat and floating structures*) yang mengalami penurunan ekspor 68,90 persen dengan nilai ekspor sebesar US\$3,1 juta.

**Tabel B. Total Ekspor Golongan Barang HS2 Digit Utama
Mei 2018 dan Mei 2019**

Golongan Barang (HS)	Nilai FOB (Juta US\$)				Perubahan Apr'19 thd Apr'18 (Juta US\$)
	Mei 2018	Mei 2019	Jan-Apr 2018	Jan-Apr 2019	
(1)	(2)	(3)	(4)	(5)	(6)
1 Bahan bakar mineral (27)	3 580,9	3 201,9	16 886,5	15 013,7	-379,0
2 Lemak & minyak hewan/nabati (15)	1 583,5	1 366,3	8 373,2	6 877,1	-217,2
3 Mesin/peralatan listrik (85)	791,3	787,7	3 565,3	3 290,3	-3,6
4 Kendaraan dan Bagianya (87)	663,3	703,0	3 020,2	3 167,2	39,7
5 Besi dan Baja (72)	530,3	619,4	2 148,6	2 813,9	89,1
6 Karet dan Barang dari karet (40)	584,1	563,6	2 837,6	2 520,5	-20,5
7 Perhiasan/permata (71)	434,9	415,3	2 712,9	2 411,8	-19,6
8 Mesin-mesin/Pesawat Mekanik (84)	541,2	513,8	2 464,2	2 194,1	-27,4
9 Alas kaki (64)	476,6	407,8	2 201,7	1 932,0	-68,8
10 Pakaian jadi bukan rajutan (62)	381,0	419,1	1 876,1	1 908,0	38,1
Total 10 Golongan Barang	9 567,2	8 998,0	46 086,2	42 128,5	-569,2
Lainnya	6 631,1	5 827,2	28 827,7	26 415,9	-803,9
Total Ekspor Indonesia	16 198,3	14 825,2	74 913,9	68 544,5	-1 373,2

Sumber : dokumen PEB, non PEB, diolah

**Tabel C. Total Ekspor Indonesia Menurut Pelabuhan Muat Utama Tiap Provinsi
Bulan Mei 2019 (Juta US\$)**

Provinsi	Nilai Fob (Juta US\$)	Pelabuhan Muat	Nilai Fob (Juta US\$)
(1)	(2)	(3)	(4)
ACEH	15,8	MEULABOH	15,2
SUMATERA UTARA	677,7	BELAWAN	584,3
SUMATERA BARAT	100,4	PADANG/TL.BAYUR	100,4
RIAU	1 030,4	DUMAI	738,8
JAMBI	93,0	JAMBI	58,9
SUMATERA SELATAN	333,8	MUSI RIVER/BOOM BARU	314,3
BENGKULU	11,8	PULAU BAAI	11,8
LAMPUNG	235,8	PANJANG	127,8
KEPULAUAN BANGKA BELITUNG	154,0	PANGKAL BALAM	3,0
KEPULAUAN RIAU	1 303,2	BATU AMPAR	380,1
DKI JAKARTA	4 850,8	TANJUNG PRIOK	4 306,2
JAWA BARAT	16,3	BALONGAN	15,1
JAWA TENGAH	618,1	TANJUNG EMAS	613,4
DI YOGYAKARTA	1,5	ADI SUCIPTO (U)	1,5
JAWA TIMUR	1 813,6	TANJUNG PERAK	1 421,6
BANTEN	228,4	TANJUNG LENENG	63,1
BALI	31,0	NGURAH RAI (U)	30,9
NUSA TENGGARA BARAT	0,2	BENETE	0,0
NUSA TENGGARA TIMUR	1,2	ATAPUPU	1,2
KALIMANTAN BARAT	93,5	KENDAWANGAN	39,4
KALIMANTAN TENGAH	47,6	KUMAI	32,5
KALIMANTAN SELATAN	690,6	BANJARMASIN	408,6
KALIMANTAN TIMUR	1 407,3	SAMARINDA	404,6
KALIMANTAN UTARA	96,2	LINGKAS TARAKAN	76,2
SULAWESI UTARA	43,4	BITUNG	31,9
SULAWESI TENGAH	461,0	KOLONEDALE	345,5
SULAWESI SELATAN	103,9	BALANTANG/MALILI	0,0
SULAWESI TENGGARA	95,7	KENDARI	82,4
GORONTALO	0,0	GORONTALO	0,0
SULAWESI BARAT	0,0	MAMUJU	0,0
MALUKU	0,3	BULA	-
MALUKU UTARA	76,3	OBISLAND	66,8
PAPUA BARAT	183,9	BINTUNI, IRIAN JAYA	183,9
PAPUA	8,6	AMAMAPARE	0,0
Total Ekspor Indonesia	14 825,2	Total Pelabuhan Utama	10 275,4

Sumber : dokumen PEB, non PEB, diolah

Tabel 1. Ekspor Indonesia menurut 21 Golongan Barang

Mei 2019

Golongan	Uraian golongan barang	Berat bersih (Kg)		Nilai F.O.B. (U S \$)	
		Bulan ini	Kumulatif	Bulan ini	Kumulatif
(1)	(2)	(3)	(4)	(5)	(6)
I	Binatang Hidup; Produk Hewani	74 229 819	330 790 891	349 318 301	1 494 754 715
II	Produk Nabati	411 008 644	1 947 910 596	279 310 874	1 256 045 054
III	Lemak, Minyak, Malam Nabati/hewani	2 590 717 243	12 883 287 955	1 366 343 749	6 877 078 719
IV	Olahan Makanan, minuman, Minuman Keras, Tembakau	759 479 114	3 494 571 395	675 324 307	2 884 665 830
V	Produk Mineral	49 318 335 361	232 375 223 004	3 378 117 649	16 333 906 582
VI	Produk Industri Kimia atau Produk Industri Terkait	1 549 630 866	6 645 591 484	1 102 869 811	4 910 207 478
VII	Plastik, Karet, dan Barang-barang Daripadanya	462 985 024	2 120 358 474	795 449 976	3 575 145 164
VIII	Kulit, Kulit Samak dan Barang Daripadanya	3 946 651	17 773 510	80 824 981	361 065 642
IX	Kayu dan Barang dari Kayu, Barang Anyaman, dll	454 999 174	2 135 308 953	363 280 374	1 676 528 744
X	Pulp, Kertas dan Barang Daripadanya	910 615 038	4 182 072 722	640 026 296	2 971 158 749
XI	Tekstil dan Barang Tekstil	225 574 703	1 027 120 407	1 225 086 356	5 601 480 432
XII	Alas Kaki, Payung, Bunga Tiruan, dll	22 186 333	106 723 010	450 850 773	2 128 441 379
XIII	Barang dari Batu, Semen, Mika, Keramik, Kaca, dll	124 238 542	578 347 443	68 543 204	312 237 973
XIV	Mutiara, Batu Mulia/Semi Mulia, Logam Mulia/Semi Mulia, dll	282 359	1 197 036	415 270 187	2 411 788 448
XV	Logam Tidak Mulia dan Barang Daripadanya	644 455 405	2 851 209 635	1 211 770 479	5 247 606 464
XVI	Mesin dan Perlengkapan Elektris, serta Aksesoris dari Barang Tersebut	101 726 363	458 491 026	1 301 541 085	5 484 448 389
XVII	Kendaraan, Pesawat Terbang, Kapal dll	84 314 075	408 716 609	714 523 210	3 274 940 066
XVIII	Alat Optis, Fotografi, Musik, Jam dll	7 454 765	33 564 067	113 851 198	500 410 712
XIX	Senjata dan Amunisi; Bagian dan Aksesorisnya	2 516	2 804	123 138	281 133
XX	Bermacam-macam Barang Hasil Pabrik	65 792 611	280 161 218	285 932 592	1 212 152 960
XXI	Karya Seni, Barang Kolektor dan Barang Antik	272 949	1 502 324	6 820 255	30 146 662
	Total Ekspor	57 812 247 555	271 879 924 558	14 825 178 796	68 544 491 297

Sumber : dokumen PEB dan non PEB, diolah

Tabel 2. Ekspor Indonesia menurut kode HS 2 digit

Mei 2019

H S	Uraian golongan barang	Berat bersih (Kg)		Nilai F.O.B. (U S \$)	
		Bulan ini	Kumulatif	Bulan ini	Kumulatif
(1)	(2)	(3)	(4)	(5)	(6)
01	Live animals	2 829 999	12 796 481	5 867 807	27 018 419
02	Meat and edible meat offal	391 809	1 404 409	2 260 609	6 392 014
03	Fish and crustaceans, Molluscs and other aquatic invertebrates	65 419 376	293 634 448	292 021 002	1 299 067 682
04	Dairy products, bird's eggs; natural honey, edible products of animal	3 188 708	13 166 758	46 954 180	151 953 984
05	Products of animal origin, not elsewhere specified or included	2 399 927	9 788 794	2 214 704	10 322 616
06	Live trees and other plants; bulbs, roots and the like; cut flowers and ornamental foliage	789 411	3 692 198	1 243 637	7 274 841
07	Edible vegetables and certain roots and tubers	11 078 485	37 143 172	8 605 828	33 516 575
08	Edible fruits and nuts; peel of citrus fruit or melons	105 906 091	437 079 347	63 567 693	319 673 869
09	Coffee, tea, mate, and spices	40 806 000	194 390 206	144 867 247	618 033 017
10	Cereals	194 999	738 551	178 087	586 532
11	Products of the milling industry; malt, starches; inulin;wheat gluten	9 339 007	41 485 852	4 881 031	20 596 410
12	Oil seeds and oleaginous fruits; grains,seed, and fruits; industrial or medical plants; straw and fodder	22 259 881	119 094 093	28 065 035	121 691 748
13	Lac; gums; resins and other vegetable saps and extracts	5 750 043	27 589 638	12 718 320	62 428 321
14	Vegetable plaiting materials; vegetable products	214 884 727	1 086 697 539	15 183 997	72 243 741
15	Animal or vegetable oils/fats and their cleavage products; prepared edible fats; animal or vegetables waxes	2 590 717 243	12 883 287 955	1 366 343 749	6 877 078 719
16	Preparations of meat/fish/crustaceans/molluscs or other aquatic	17 526 205	75 458 658	119 115 258	511 227 615
17	Sugar and sugar confectionery	29 104 679	190 995 799	21 201 934	101 379 771
18	Cocoa and cocoa preparations	32 227 440	121 301 088	112 328 511	422 560 047
19	Preparations of cereals, flour, starch or milk; pastrycooks' products	43 602 339	180 940 180	91 174 966	375 137 148
20	Preparations of vegetables, fruits, nuts or other part of plants	24 965 569	104 040 989	23 697 321	100 690 392
21	Miscellaneous edible preparations	41 907 708	191 833 380	107 197 248	489 362 814
22	Beverages, spirit, and vinegar	22 772 525	119 487 588	14 191 860	63 680 523
23	Residues and waste from the food industries	533 753 845	2 451 333 286	69 115 963	308 169 328
24	Tobacco and manufactured tobacco substitutes	13 618 803	59 180 427	117 301 248	512 458 192
25	Salts; sulphur; earths and stone; plastering materials, lime and	1 568 702 825	6 889 136 104	40 043 661	161 859 456
26	Ores, slag, and ash	3 844 312 458	17 996 605 402	136 137 562	1 158 355 679
27	Mineral fuels, mineral oils and products of their distillation; bituminous substances; mineral waxes	43 905 320 078	207 489 481 498	3 201 936 427	15 013 691 446
28	Inorganic chemicals	303 304 391	1 353 178 977	93 092 350	451 141 789
29	Organic chemicals	302 386 313	1 454 675 043	263 721 318	1 306 794 161
30	Pharmaceutical products	2 255 146	9 645 836	55 203 898	210 896 486
31	Fertilizers	230 116 991	689 761 272	61 731 065	189 690 645
32	Tanning or dyeing extracts,tannins and their derivatives;dyes, pigments and other colouring matter; paints and varnishes; putty and other mastics; ink	12 658 575	53 496 207	58 608 162	206 436 005
33	Essential oils and resinoids; perfumery, cosmetic or toilet preparation	8 621 676	39 997 312	68 790 237	320 898 449
34	Soap, organic surfasce-active agents, washing, and lubricating	91 214 155	433 930 784	83 896 251	400 235 167
35	Albuminoidal substances; modified starches; glues; enzymes	1 927 493	8 999 927	4 790 887	23 869 371
36	Explosives; pyrotechnic products; matches; pyrophonic alloys; certain combustible preparations	673 644	3 036 556	907 111	4 272 405
37	Photographic and cinematographic goods	29 367	50 804	34 494	388 015
38	Miscellaneous chemical products	596 443 115	2 598 818 764	412 094 040	1 795 584 985
39	Plastics and articles thereof	159 684 131	721 904 357	231 897 844	1 054 681 511
40	Rubber and articles thereof	303 300 893	1 398 454 117	563 552 132	2 520 463 653
41	Raw hides, skins(other than furskins), and leather	391 478	1 652 403	8 153 334	37 599 754
42	Articles of leather; saddlery and harness; travel goods, handbags and similar containers	3 544 962	16 099 513	72 552 588	323 233 367
43	Furskins and artificial fur; manufactures thereof	10 211	21 595	119 059	232 521
44	Wood and articles of wood; wood charcoal	453 046 933	2 126 013 749	354 099 487	1 634 128 928
45	Cork and articles of cork	2 539	38 707	26 947	88 359
46	Manufactured of straw or other plaiting materials; basketware and	1 949 702	9 256 497	9 153 941	42 311 457

Tabel 2. Ekspor Indonesia menurut kode HS 2 digit

Mei 2019

H S	Uraian golongan barang	Berat bersih (Kg)		Nilai F.O.B. (U S \$)	
		Bulan ini	Kumulatif	Bulan ini	Kumulatif
(1)	(2)	(3)	(4)	(5)	(6)
47	Pulp of wood or of other fibrous cellulosic material; recovered (waste and scrap) paper or paperboard	441 243 459	1 965 094 282	251 803 422	1 134 554 169
48	Paper and paperboard; articles of paper pulp or of paper/paperboard	468 936 303	2 214 052 634	385 914 043	1 824 557 546
49	Printed books, newspapers, pictures, and other products of the printing industry	435 276	2 925 806	2 308 831	12 047 034
50	Silk	3 562	40 282	25 259	303 763
51	Wool, fine or coarse animal hair; horse hair yarn, woven fabrics	22 691	42 899	171 582	369 434
52	Cotton	28 404 921	138 418 455	74 695 287	366 712 779
53	Other vegetable textile fibres; paper yarns and woven fabrics of	3 162 195	16 354 543	1 213 044	7 272 159
54	Man-made filaments	30 390 131	118 753 879	89 051 237	378 183 009
55	Man-made staple fibres	110 093 911	510 371 334	216 060 360	1 017 296 837
56	Wadding, felt, and non-wovens; special yarn; twine, cordage, ropes and cables and articles thereof	4 000 538	17 233 945	14 612 428	67 865 403
57	Carpets and other textile floor coverings	1 522 575	7 827 953	4 768 873	24 620 769
58	Special woven fabrics; tufted textile fabrics; lace; tapestries;	467 104	1 973 149	5 296 516	20 805 384
59	Impregnated, coated, covered or laminated textile fabrics	3 056 927	15 601 700	13 646 198	69 409 848
60	Knitted or crocheted fabrics	1 499 421	7 762 299	9 140 702	46 859 729
61	Articles of apparel and clothing accessories, knitted or crocheted	22 174 594	94 571 544	362 428 746	1 618 595 506
62	Articles of apparel and clothing accessories, not knitted or crocheted	17 395 724	81 671 142	419 064 281	1 907 999 234
63	Other made up textile articles; sets; worn clothing and worn textile articles; rags	3 380 411	16 497 283	14 911 843	75 186 578
64	Footwear, gaiters and the like; parts of such articles	20 765 058	100 045 515	407 782 316	1 932 019 271
65	Headgear and parts thereof	462 467	2 124 303	4 897 288	27 058 163
66	Umbrellas, walking sticks, seat-sticks, whips, riding-crops and parts	49 235	242 377	195 548	1 091 813
67	Prepared feathers and articles; artificial flowers; articles of human	909 573	4 310 816	37 975 620	168 272 132
68	Articles of stone, plaster, cement, asbestos, mica or similar material	46 124 321	250 909 512	16 006 941	67 101 177
69	Ceramic products	30 892 076	130 348 363	25 162 733	132 740 847
70	Glass and glassware	47 222 145	197 089 567	27 373 530	112 395 949
71	Natural and cultured pearls, precious/semi precious stones, and precious metal, and articles thereof, imitation jewellery; coin	282 359	1 197 036	415 270 187	2 411 788 448
72	Iron and steel	503 909 443	2 303 738 870	619 423 425	2 813 892 657
73	Articles of iron and steel	69 955 395	248 115 368	117 837 197	505 868 907
74	Copper and articles thereof	32 145 203	123 103 193	198 397 861	755 619 009
75	Nickel and articles thereof	8 102 412	29 905 846	65 846 271	231 281 149
76	Aluminium and articles thereof	17 266 364	93 734 155	47 693 422	257 367 126
78	Lead and articles thereof	1 770 083	4 116 091	3 756 127	10 015 626
79	Zinc and articles thereof	1 075 064	4 805 133	1 831 784	7 856 431
80	Tin and articles thereof	7 225 120	28 284 074	139 718 381	577 072 720
81	Other base metal; cermets; and articles thereof	230 019	1 178 861	962 070	6 272 149
82	Tools, implements, cutlery, spoon and forks, of base metal and parts	558 629	2 924 054	7 079 416	39 475 072
83	Miscellaneous articles of base metal	2 217 674	11 303 989	9 224 524	42 885 618
84	Nuclear reactors, boilers, machinery and mechanical appliances;	60 479 805	272 856 697	513 815 729	2 194 139 169
85	Electrical machinery and equipments; sound recorders/reproducers	41 246 558	185 634 329	787 725 356	3 290 309 220
86	Railway and tramway locomotive, mechanical traffic, and all kinds	1 119 525	7 433 489	2 632 722	35 603 055
87	Vehicles other than railway/tramway, and parts and accessories	80 163 084	368 089 178	703 035 578	3 167 167 626
88	Aircraft and its components	35 821	256 039	5 720 950	31 536 038
89	Ships, boat, and floating structures	2 995 645	32 937 903	3 133 961	40 633 347
90	Optical, photographic, cinematographic, measuring, checking,	2 298 065	9 831 438	59 294 834	246 416 046
91	Clocks and watches and parts thereof	20 197	100 178	1 645 198	8 372 780
92	Musical instruments; parts and accessories of such articles	5 136 503	23 632 451	52 911 166	245 621 887
93	Arms and ammunition; parts and accessories thereof	2 516	2 804	123 138	281 133
94	Furniture, bedding, mattress supports, cushions and stuffed	49 104 128	209 955 236	190 717 768	841 360 286

Tabel 2. Ekspor Indonesia menurut kode HS 2 digit

Mei 2019

HS	Uraian golongan barang	Berat bersih (Kg)		Nilai F.O.B. (U S \$)	
		Bulan ini	Kumulatif	Bulan ini	Kumulatif
(1)	(2)	(3)	(4)	(5)	(6)
95	Toys, games and sports requisiters; parts and accessories thereof	4 674 462	16 430 231	51 526 108	184 371 624
96	Miscellaneous manufactured articles	12 014 020	53 775 752	43 688 717	186 421 050
97	Works of arts, collectors' piece and antiques	113 276	715 994	413 891	2 196 731
99	Postal packages, parcels, and returned goods	159 673	786 330	6 406 364	27 949 931
	Total Ekspor	57 812 247 555	271 879 924 558	14 825 178 796	68 544 491 297

Sumber : dokumen PEB dan non PEB, diolah

<https://www.bps.go.id>

Tabel 3 : Ekspor Indonesia menurut Komoditi (Kode HS 8 digit)

Mei 2019

Kode H S	Uraian golongan barang	Berat bersih (Kg)		Nilai F.O.B. (U S \$)	
		Bulan ini	Kumulatif	Bulan ini	Kumulatif
(1)	(2)	(3)	(4)	(5)	(6)
01039200	Live swine, other than breeding animals, weighing 50 kg or more	2 787 525	12 590 623	5 491 058	24 978 232
01041090	Live sheep, other than pure-bred breeding animals	6 000	6 000	23 981	23 981
01042090	Live goats, other than pure-bred breeding animals	2 500	9 370	6 900	116 641
01051110	Live breeding fowls of the species Gallus domesticus, weighing not more than 185g	215	2 770	2 500	47 429
01051190	Live fowls spec Gallus domesticus, weight not more than 185g, other than breeding	-	32	-	1 600
01061400	Live rabbits and hares	247	302	7 419	7 901
01061900	Mammals other than primates, marine mammals, camels, rabbit and hares	261	2 244	4 882	49 234
01062000	Live reptiles (including snakes and turtles)	32 779	183 819	296 773	1 669 107
01063200	Live psittaciformes (including parrots, parakeets, macaws and cockatoos)	180	444	26 180	97 096
01063900	Live birds, other than birds of prey, Psittaciformes, ostriches and emus (Dromaius novaehollandiae)	113	256	1 354	2 023
01064900	Live insects, other than bees	8	85	2 100	10 495
01069000	Live animals, other than mammals, reptiles, birds, and insects	172	537	4 660	14 679
02064900	Edible offal of swine, (other than livers), frozen	8 000	8 000	2 760	2 760
02068000	Edible offal of sheep, goats, horses, asses, mules or hinnies, fresh or chilled	-	232	-	1 153
02071200	Meat and edible offal of fowls of the species Gallus domesticus, not cut in pieces, frozen	41 642	41 642	96 710	96 710
02071420	Meat and edible offal of fowls of the species Gallus domesticus, cuts and offal, Thighs frozen	25 095	25 095	85 825	85 825
02085000	Meat and edible meat offal of reptiles (incl snakes and turtles), fresh, chilled or frozen	-	47 452	-	42 642
02089010	Frogs' legs fresh, chilled or frozen	269 166	774 908	1 885 826	5 140 049
02089090	Meat & edible meat offal of animals other than rabbits/hares, primates, marine mammals, reptiles, & camels, fresh, chilled/frozen	18 602	44 027	141 120	365 475
02101990	Meat of swine, salted, in brine, dried or smoked other than hams, shoulders bone in, bellies, bacon or boneless hams	-	2 509	-	17 616
02109300	Meat & edible offal, incl edible flours, of reptiles (including snakes and turtles)	29 303	452 770	48 368	605 054
02109990	Meat & edible meat offal, salted, in brine, dried/smoked; edible flours & meals of meat/meat offal, n.e.c in heading 0210	-	7 775	-	34 730
03011111	Botia (Chromobotia macracanthus), fry	131	1 058	4 695	36 863
03011119	Live freshwater ornamental fish, fry, other than Botia	9 749	23 171	47 093	472 228
03011191	Koi carp (Cyprinus carpio)	300	920	1 470	7 258
03011192	Goldfish (Carassius auratus)	350	556	2 023	5 250
03011193	Siamese fighting fish (Beta splendens)	262	2 204	3 379	27 847
03011194	Oscars (Astonotus ocellatus)	95	517	1 144	5 259
03011195	Arowanas (Scleropages formosus)	6 373	25 210	750 086	2 924 987
03011196	Arowanas Jardini (Scleropages jardini)	340	1 322	55 143	118 609
03011199	Live ornamental freshwater fish other than koi carp, goldfish, Beta splendens, oscars, and arowanas	79 336	381 052	1 528 975	7 390 782
03011910	Live marine ornamental fish, fry	2 604	19 237	41 894	380 277
03011991	Banggai cardinal fish (Pterapogon kauderni), live	105	1 325	4 854	33 385
03011992	Napoleon wrasse (Cheilinus undulatus), live	15	3 845	250	158 000
03011999	Live marine ornamental fish, other than fry	43 995	228 287	602 950	2 902 214
03019200	Live eels (Anguilla spp)	385 905	2 116 631	555 377	3 520 541
03019310	Live carp (family of Cyprinidae), breeding other than fry	224	871	448	1 892
03019390	Live carp (family of Cyprinidae), other than breeding	-	317	-	634
03019911	Live fry fish, Milkfish and Grouper, breeding	57 463	309 694	908 410	4 974 624
03019919	Live fry fish, Milkfish and Grouper, other than breeding	19 607	95 615	148 526	554 475
03019921	Live fry fish, other than Milkfish and Grouper, breeding	-	40	-	4 310
03019929	Live fry fish, other than Milkfish and Grouper, other than breeding	212	341	1 000	5 732
03019949	Live freshwater fish, other than ornamental, other tilapias and carp	16 125	62 853	95 298	407 001
03019952	Live Grouper	250 257	1 219 516	2 181 001	10 298 040
03019959	Live marine fish other than milkfish (breeding), grouper, trout, eels, carp, bluefins tunas	67 816	156 312	381 896	837 730
03019990	Live fish, nec in heading 0301	686	686	23 615	23 615

Tabel 3 : Ekspor Indonesia menurut Komoditi (Kode HS 8 digit)

Mei 2019

Kode H S	Uraian golongan barang	Berat bersih (Kg)		Nilai F.O.B. (U S \$)	
		Bulan ini	Kumulatif	Bulan ini	Kumulatif
(1)	(2)	(3)	(4)	(5)	(6)
03021100	Trout (Salmo trutta,Oncorhynchus (mykiss, clarki,aguabonita,gilae,apache,chrysogaster), fresh/chilled, excl fish fillets	320	320	1 120	1 120
03021900	Fresh/chilled salmonidae o.t trout, pacific/atlantic/danube salmon, excl edible fish offal of subheadings 030291-030299	990	239 853	1 980	429 637
03022100	Halibut (Reinhardtius hipp,Hippoglossus hipp, Hipp stenolepis) fresh or chilled, excl fish fillets	1 730	2 730	5 190	9 240
03022400	Turbots (Psetta maxima) fresh or chilled, excl fish fillets	-	5	-	66
03022900	Fresh or chilled flat fish other than halibut, plaice, sole, and tubots, excl edible fish offal of subhead 030291-030299	8 395	34 698	17 740	70 305
03023200	Yellowfin tunas (Thunnus albacares), fresh or chilled, excl fish fillets	163 285	838 269	754 272	4 019 791
03023300	Skipjack or stripe-bellied bonito, fresh or chilled, excl fish fillets	3 000	3 000	2 484	2 484
03023400	Bigeye tunas (Thunnus obesus) fresh or chilled, excl fish fillets	30 216	207 818	230 056	1 570 834
03023600	Southern bluefin tunas (Thunnus maccoyii), fresh or chilled, excl fish fillets	102	8 625	770	65 174
03023900	Fresh/chilled Tunas excl 030291-030299, o.t albacore,longfined/yellowfin/bigeye/atlantic&pacific&southern bluefin tunas	795	8 960	2 425	36 990
03024200	Anchovies (Engraulis spp), fresh/chilled, excl fillets, edible fish offal of subhead 0302.91-99	14 415	56 856	50 946	147 293
03024300	Sardines, sardinella, brisling/sprats, fresh/chilled, excl fillets, edible fish offal of subhead 0302.91-99	-	9	-	90
03024600	Cobia (Rachycentron canadum), fresh/chilled, excl fillets, edible fish offal of subhead 0302.91-99	-	250	-	750
03024700	Swordfish (Xiphias gladius), fresh/chilled, excl fillets, edible fish offal of subhead 0302.91-99	1 282	10 858	15 324	132 607
03024900	Indian mckrl,seerfish,jack,crevalle,silv pomfret,P.sauri,scad,capelin,Kawa2,bonito,marlin,sailfish,spearfish,fresh/chill	454 683	1 696 671	1 139 079	4 379 137
03027100	Tilapias (Oreochromis spp), fresh/chilled, excl fish fillets	400	4 029	552	4 277
03027290	Catfish (Silurus spp., Clarias spp., Ictalurus spp.), fresh/chilled,excl subhead 030291-030299, o.t yellowtail catfish	273	273	2 881	2 881
03027300	Carp (as specified by the WCO), fresh/chilled, excl fish fillets	55	3 105	165	17 207
03027400	Eels (Anguilla spp), fresh or chilled, excl fish fillets	300	1 719	836	5 009
03028100	Dogfish and other sharks, excl edible fish offal of subheadings 0302.91 to 0302.99	502	502	843	843
03028200	Rays and skates (Rajidae), excl edible fish offal of subheadings 0302.91 to 0302.99	83 848	442 318	214 705	884 422
03028400	Seabass (Dicentrarchus spp), excl edible fish offal of subheadings 0302.91 to 0302.99	-	226	-	2 117
03028911	Grouper, fresh or chilled, excluding edible fish offal	344 119	1 728 465	1 181 025	6 610 935
03028914	Fresh or chilled, excl edible fish offal of Savalai hairtails, Belanger's croakers, Reeve's croakers,bigeye croakersetc	35 498	256 627	95 337	621 069
03028917	Black pomfrets (Parastromatus niger), fresh or chilled, excluding edible fish offal	193 769	780 252	497 082	2 065 139
03028918	Mangrove red snappers (Lutjanus argentimaculatus), fresh or chilled, excluding edible fish offal	159 005	622 354	374 985	1 638 186
03028919	Marine fish, nec in heading 0302, fresh/chilled, exclude fillets, fish meat of 0304&edible fish offal of 030291-030299	3 163 882	14 298 740	5 406 444	24 946 407
03028929	Freshwater fish nec in head 0302,fresh/chilled,excl fish fillets&meat heading 03.04&edible offal subhead 0302.91-0302.99	196 243	1 429 361	509 549	4 133 504
03029900	Heads, tails, maws, fresh or chilled, and other edible fish offal, fresh or chilled	460	7 721	460	13 721
03031900	Salmonidae other than sockeye/other pacific/atlantic salmon, danube salmon&trout, frozen, excl subhead 0303.91-0303.99	-	26 792	-	40 187
03032300	Tilapias (Oreochromis spp), frozen, excl fillets	19 760	226 917	48 368	429 822
03032400	Catfish (Pangasius spp, Silurus spp, Clarias spp, Ictalurus spp) frozen, excl fillets	269 508	1 600 891	439 989	2 665 288

Tabel 3 : Ekspor Indonesia menurut Komoditi (Kode HS 8 digit)

Mei 2019

Kode H S	Uraian golongan barang	Berat bersih (Kg)		Nilai F.O.B. (U S \$)	
		Bulan ini	Kumulatif	Bulan ini	Kumulatif
(1)	(2)	(3)	(4)	(5)	(6)
03032500	Carp frozen, excl fillets, fish meat of 0304, and edible fish offal of subheadings 030391 to 030399	691	808	1 822	2 056
03032600	Eels (<i>Anguilla</i> spp), frozen, excl fillets	655 399	2 615 298	931 987	4 064 442
03032900	Nile perch,snakeheads (<i>Channa</i> spp) frozen, excl fillets, fish meat of 0304, & edible fish offal of 030391 to 030399	-	29 054	-	43 355
03033100	Halibut (<i>Reinhardtius hippoglossoides</i> , <i>Hippoglossus hippoglossus</i> , <i>Hippoglossus stenolepis</i>) frozen, excl fillets	99 890	125 260	104 133	168 478
03033300	Sole (<i>Solea</i> spp), frozen, excluding fish fillets	-	2 000	-	3 200
03034100	Albacore or longfinned tunas (<i>Thunnus alalunga</i>), frozen, excluding fish fillets	-	366 940	-	1 120 188
03034200	Yellowfin tunas (<i>Thunnus albacares</i>), frozen, excluding fish fillets	539 361	3 604 781	2 313 290	13 006 510
03034300	Skipjack or stripe-bellied bonito, frozen, excluding fish fillets	2 880 276	15 736 131	3 813 244	22 669 838
03034400	Bigeye tunas (<i>Thunnus obesus</i>), frozen, excluding fish fillets	-	317 790	-	1 272 860
03034600	Southern bluefin tunas (<i>Thunnus maccoyii</i>), frozen, excluding fish fillets	210	210	1 417	1 417
03034900	Tunas (genus <i>Thunnus</i>),o,t albacore/longfinned/yellowfin/bigeye/atlantic&pacific bluefin/southern bluefin tunas, frozen	243 618	1 454 510	312 552	2 265 220
03035100	Herrings (<i>Clupea harengus</i> , <i>Clupea pallasii</i>), frozen, excluding fish fillets	1 672	1 672	1 969	1 969
03035300	Sardines, sardinella (<i>Sardinella</i> spp), brisling or sprats,frozen,excl fillets, edible fish offal of subhead 0303.91-99	-	82 863	-	73 120
03035410	Mackerel (<i>Scomber scombrus</i> , <i>Scomber australasicus</i>),frozen, excl fillets, edible fish offal of subhead 0303.91-99	108 726	349 535	239 517	673 372
03035420	Pacific mackerel (<i>Scomber japonicus</i>), frozen, excl fillets, edible fish offal of subheadings 0303.91 to 0303.99	-	3 540	-	4 048
03035600	Cobia (<i>Rachycentron canadum</i>), frozen, excl fillets, edible fish offal of subheadings 0303.91 to 0303.99	6 656	119 484	11 465	192 916
03035700	Swordfish (<i>Xiphias gladius</i>), frozen, excl fillets, edible fish offal of subheadings 0303.91 to 0303.99	-	561 527	-	3 262 183
03035910	Indian mackerels, Island mackerels, frozen, excl fillets, edible fish offal of subheadings 0303.91 to 0303.99	56 679	88 479	175 839	258 139
03035920	Silver pomfrets (<i>Pampus</i> spp), frozen, excl fillets, edible fish offal of subheadings 0303.91 to 0303.99	48 427	380 646	158 823	1 095 372
03035990	Seerfish, anchovies, crevalle, Pacific saury, scad, capelin, Kawakawa, bonito, marlin, sailfish, spearfish, frozen	1 292 065	4 730 352	3 095 900	12 913 744
03038100	Dogfish & other sharks, frozen, excl. edible fish offal of subheadings 0303.91-99	1 080 883	2 748 177	1 454 201	3 678 183
03038200	Rays and skates (<i>Rajidae</i>), frozen, excl. edible fish offal of subheadings 0303.91-99	65 112	205 404	196 412	521 135
03038400	Seabass (<i>Dicentrarchus</i> spp), frozen, excl. edible fish offal of subheadings 0303.91-99	-	20 698	-	36 588
03038911	Grouper, frozen, excl. edible fish offal of subheadings 0303.91-99	115 013	508 473	333 540	1 710 763
03038913	Bluntnose lizardfish, frozen, excl. edible fish offal of subheadings 0303.91-99	282 860	700 437	274 946	691 969
03038914	Savalai hairtails,belanger's,reeve's&bigeye, frozen, excl. edible fish offal of subheadings 0303.91-99	1 155 178	4 382 705	1 954 046	7 401 024
03038916	Torpedo scads, spotted sicklefish, frozen, excl. edible fish offal of subheadings 0303.91-99	20 000	23 269	21 832	55 766
03038917	Black pomfrets, frozen, excl. edible fish offal of subheadings 0303.91-99	338 428	1 958 384	794 906	4 066 655
03038918	Mangrove red snappers (<i>Lutjanus</i>), frozen, excl. edible fish offal of subheadings 0303.91-99	556 560	1 167 011	1 122 902	3 277 884
03038919	Marine fish nec in heading 0303, excluding fish fillets and other fish meat of heading 03.04, frozen	8 754 930	34 739 422	13 152 701	52 725 251
03038926	Indian threadfins & silver grunts, frozen, excl. edible fish offal of subheadings 0303.91-99	1 426	52 492	1 799	57 023
03038929	Freshwater fish, nec in heading 0303, frozen, excluding fish fillets and other fish meat of heading 03.04.	1 740 842	5 262 806	2 262 778	7 139 701
03039100	Livers, roes and milt of fish, frozen	12 663	563 625	29 440	3 386 614
03039200	Shark fins, frozen	3 519	21 724	44 620	221 054
03039900	Heads, tails, maws of fish and other edible fish offal	8 913	141 726	12 464	195 348

Tabel 3 : Ekspor Indonesia menurut Komoditi (Kode HS 8 digit)

Mei 2019

Kode H S	Uraian golongan barang	Berat bersih (Kg)		Nilai F.O.B. (U S \$)	
		Bulan ini	Kumulatif	Bulan ini	Kumulatif
(1)	(2)	(3)	(4)	(5)	(6)
03043100	Fresh or chilled fillets of tilapias (<i>Oreochromis</i> spp.)	3 251	14 306	25 061	109 307
03043200	Fresh or chilled fillets of Catfish	-	140	-	196
03044300	Fresh/chilled fillets of Flat fish(<i>Pleuronectidae</i> , <i>Bothidae</i> , <i>Cynoglossidae</i> , <i>Soleidae</i> , etc)	-	2 385	-	4 770
03044500	Fresh or chilled fillets of swordfish (<i>Xiphias gladius</i>)	61 356	92 914	353 652	539 541
03044800	Fresh or chilled fillets of rays and skates (<i>Rajidae</i>)	-	21	-	6
03044900	Fresh or chilled fillets of oth fish subheading 030441 - 030449	223 086	1 288 825	2 428 372	11 830 360
03045100	Fish meat,whether/not minced, other than fillets; fresh/chilled, tilapias, catfish,carp, eels,Nile perch& snakeheads	70	70	194	194
03045900	Fish meat, whether/not minced, other than fillets; fresh or chilled, other than HS 0304.51.00-0304.57.00	20 000	20 700	70 978	71 665
03046100	Frozen fillets of Tilapias (<i>Oreochromis</i> spp)	820 627	4 458 264	4 661 957	25 299 220
03046200	Frozen fillets of Catfish (<i>Pangasius</i> spp, <i>Silurus</i> spp, <i>Clarias</i> spp, <i>Ictalurus</i> spp)	64 500	94 300	120 393	182 787
03046900	Frozen fillets of carp, eels & snakeheads	36 000	142 449	580 922	1 367 836
03047500	Frozen fillets of Alaska Pollack (<i>Theragra chalcogramma</i>)	-	16 017	-	80 837
03048100	Frozen fillet of Pacific salmon (<i>Oncorhynchus</i> sp) Atlantic salmon (<i>Salmo salar</i>) and Danube salmon (<i>Hucho hucho</i>)	60 982	123 097	166 887	538 814
03048200	Frozen fillet of Trout (<i>Salmo trutta</i> , <i>O mykiss</i> , <i>O clarki</i> , <i>O aguabonita</i> , <i>O gilae</i> , <i>O apache</i> and <i>Oncorhynchus chrysogaster</i>)	48 990	141 686	582 365	1 614 089
03048400	Frozen fillet of Swordfish (<i>Xiphias gladius</i>)	137 365	559 466	998 468	4 206 169
03048700	Frozen fillet of Tunas (of the genus <i>Thunnus</i>), skipjack or stripe-bellied bonito (<i>Euthynnus</i> (<i>Katsuwonus</i>) <i>pelamis</i>)	2 565 768	10 442 684	23 602 978	93 904 128
03048800	Frozen fillet of Dogfish, other sharks, rays and skates (<i>Rajidae</i>)	14 708	21 533	26 320	44 964
03048900	Frozen fillet of fish other than HS 0304.61.00-0304.89.00	1 848 327	8 089 223	11 820 982	51 395 187
03049300	Tilapias, Catfish, Carp, Eels, Nile perch & snakeheads meat (whether or not minced), other than fillets, frozen	3 840	95 298	24 188	195 307
03049600	Dogfish and other sharks meat (whether or not minced), other than fillets, frozen	-	25 932	-	23 132
03049900	Fish Meat(won minced),o.t swordfish,Toothfish,Tilapia,Catfish,Carp,Eel,Nile perch&snakehead,Gadiforme,shark&Rajidae,froz	2 344 170	13 241 833	5 402 275	30 900 477
03051000	Flours, meals and pellets of fish	-	1 360	-	11 317
03052090	Livers, roes and milt of water marine fish, dried, smoked, salted or in brine	428 402	1 491 031	414 714	5 809 124
03053100	Fillets of tilapia,catfish,carp, eels, nile perch & snakehead,dried,salted,or in brine but not smoked	-	4 095	-	112
03053991	Fillets of freshwater fish, dried, salted,or in brine, but not smoked, other than HS 0305.31.00-0305.39.20	-	19 958	-	33 737
03053992	Fillets of oth marine fish, dried, salted,or in brine, but not smoked	36 556	124 619	35 323	248 509
03053999	Fillets of fish other than freshwater or marine fish, dried, salted, or in brine, but not smoked	8 000	28 000	30 400	117 690
03054900	Smoked fish other then Tilapia,Catfish,Carp,Eel,Nile perch&snakehead,Trout,Herring,Salmon Pacific/Atlantic/Danube	307 924	1 060 791	1 786 610	6 699 354
03055400	Dried fish of Herrings, anchovies, sardines, brisling, mackerel, etc ot edible fish offal, won salted but not smoked	8 295	8 295	34 674	34 674
03055921	Dried fish of Anchovies, other than edible fish offal, whether or not salted but not smoked	117 814	510 485	1 065 395	4 837 146
03055929	Dried of marine fish, other than edible fish offal, whether or not salted but not smoked, other than anchovies	97 929	370 706	140 036	803 440
03055990	Dried of freshwater fish, other than edible fish offal, whether or not salted but not smoked	299 721	638 348	615 665	1 392 254
03056300	Anchovies (<i>Engraulis</i> spp) salted but not dried/smoked & fish in brine, ot edible fish offal	20 744	171 898	245 363	1 989 898
03056910	Marine fish, salted but not dried/smoked & fish in brine, ot edible fish offal, other than herring, cods, anchovies	-	31 078	-	14 811
03056990	Freshwater fish, salted but not dried/smoked & fish in brine,other than Tilapias,catfish,Carp,eels,Nile perch,snakeheads	-	31 990	-	42 959
03057100	Shark fins, salted but not dried or smoked and fish in brine	26 505	105 501	981 793	3 335 991

Tabel 3 : Ekspor Indonesia menurut Komoditi (Kode HS 8 digit)

Mei 2019

Kode H S	Uraian golongan barang	Berat bersih (Kg)		Nilai F.O.B. (U S \$)	
		Bulan ini	Kumulatif	Bulan ini	Kumulatif
(1)	(2)	(3)	(4)	(5)	(6)
03057211	Fish maws of cod, salted but not dried or smoked and fish in brine	7 652	35 606	36 606	395 316
03057219	Fish maws of other than cods, salted but not dried or smoked and fish in brine	14 465	70 034	96 995	625 932
03057299	Fish heads and tails of fish other than cods, salted but not dried/smoked & fish in brine	-	878	-	9 355
03057990	Edible fish offal of other than Cod, salted or in brine, smoked whether/not cooked before or during the smoking process	8 664	123 978	371 429	1 175 252
03061110	Rock lobster & oth sea crawfish (Palinurus spp, Panulirus spp, Jasus spp), smoked, frozen,	-	6 872	-	130 120
03061190	Rock lobster & oth sea crawfish (Palinurus spp, Panulirus spp, Jasus spp), not smoked, frozen	14 281	83 006	110 878	753 205
03061210	Lobsters (Homarus spp), frozen and smoked	4 188	7 268	48 987	87 495
03061290	Lobsters (Homarus spp), frozen, not smoked	8 418	35 714	88 604	411 970
03061410	Soft shell crabs, frozen	10 778	50 901	78 922	338 553
03061490	Frozen crabs, other than softshell crabs	119 572	616 133	2 162 866	9 579 876
03061600	Cold-water shrimps and prawns (Pandalus spp, Crangon crangon), frozen	19 543	189 317	152 168	2 012 635
03061711	Giant tiger prawns (Penaeus monodon) headless, frozen	1 788 659	4 547 422	17 193 627	48 745 993
03061719	Giant tiger prawns (Penaeus monodon) with head, frozen	923 277	3 691 160	10 506 852	41 613 664
03061721	Whiteleg shrimps (Litopenaeus vannamei), headless, with tail frozen	1 281 519	7 443 962	10 188 204	58 697 863
03061722	Whiteleg shrimps (Litopenaeus vannamei), headless, without tail frozen	1 747 669	7 440 763	12 198 678	52 851 404
03061729	Whiteleg shrimps (Litopenaeus vannamei), with head and tail, frozen	7 348 035	28 950 841	56 380 082	225 704 546
03061790	Frozen shrimps and prawns, other than Giant tiger prawns, Whiteleg shrimp, Giant river prawns	1 798 517	8 286 165	15 124 347	72 210 244
03061900	Frozen crustaceans, other than subheading 0306.11-0306.17, including flours, meals & pellets, fit for human consumption	68 318	279 974	733 487	2 720 574
03063110	Rock lobster and other sea crawfish (Palinurus spp, Panulirus spp, Jasus spp) breeding	-	272	-	1 904
03063120	Rock lobster and other sea crawfish (Palinurus spp, Panulirus spp, Jasus spp) other than breeding, live	86 064	423 805	2 175 053	9 997 494
03063130	Rock lobster and other sea crawfish (Palinurus spp, Panulirus spp, Jasus spp) other than breeding, fresh or chilled	2 494	6 993	19 075	43 732
03063220	Lobsters (Homarus spp), other than breeding, live	3 027	9 930	47 758	106 568
03063230	Lobsters (Homarus spp), other than breeding, fresh or chilled	-	44	-	1 100
03063300	Crabs, live, fresh or chilled	910 603	4 101 193	5 363 645	24 945 251
03063530	Cold-water shrimps and prawns (Pandalus spp, Crangon crangon), other than breeding, fresh or chilled	155 846	620 565	249 635	1 200 322
03063611	Giant tiger prawns (Penaeus monodon), breeding	-	53 015	-	106 670
03063612	Whiteleg shrimps (Litopenaeus vannamei), breeding	-	4 314	-	10 693
03063619	Shrimps and prawns, breeding, other than giant tiger prawns, whiteleg shrimps, giant river prawns	6 584	29 078	239 697	638 116
03063622	Whiteleg shrimps (Litopenaeus vannamei), live	-	112	-	140 285
03063623	Giant river prawns (Macrobrachium rosenbergii), live	3	3	72	72
03063629	Shrimps and prawns, live, other than breeding, other than giant tiger prawns, whiteleg shrimps, giant river prawns	117 821	528 360	944 906	4 231 541
03063631	Giant tiger prawns (Penaeus monodon), fresh or chilled	22 347	79 103	66 732	607 205
03063632	Whiteleg shrimps (Litopenaeus vannamei), fresh or chilled	71 841	229 319	320 534	1 297 662
03063639	Shrimps and prawns, fresh or chilled, other than giant tiger prawns, whiteleg shrimps, giant river prawns	195 545	914 588	285 123	1 391 517
03063910	Crustaceans, live, other than subheading 0306.31-0306.36	-	7 057	-	11 557
03063920	Crustaceans, fresh or chilled, other than subheading 0306.31-0306.36	13 554	27 938	21 755	45 130
03069329	Crabs other than smoked, in airtight containers for retail sale	129 470	297 354	2 746 027	6 362 570
03069330	Crabs not in airtight containers for retail sale	15 800	197 947	17 915	1 695 796
03069529	Shrimps and prawns (other than in shell, cooked by steaming/boiling in water), in airtight containers for retail sale	18 200	198 123	27 195	969 547
03069530	Shrimps and prawns, not in airtight containers for retail sale	500	1 100	1 919	4 107
03071930	Oysters, smoked	-	0	-	40
03072110	Scallops, including queen scallops, of the genera Pecten, Chlamys or Placopecten, live	-	1 377	-	3 090

Tabel 3 : Ekspor Indonesia menurut Komoditi (Kode HS 8 digit)

Mei 2019

Kode H S	Uraian golongan barang	Berat bersih (Kg)		Nilai F.O.B. (U S \$)	
		Bulan ini	Kumulatif	Bulan ini	Kumulatif
(1)	(2)	(3)	(4)	(5)	(6)
03072120	Scallops, including queen scallops, of the genera Pecten, Chlamys or Placopecten, fresh or chilled	51 158	165 314	35 164	112 937
03072200	Scallops, including queen scallops, of the genera Pecten, Chlamys or Placopecten, frozen	42 953	272 016	61 556	421 411
03073200	Mussels (Mytilus spp, Perna spp), frozen	2 640	7 620	2 659	6 643
03074211	Cuttle fish (Sepia officinalis, Rossia macrosoma, Sepiola spp) and squid (Ommastrephes spp, Loligo spp, etc), live	-	4 000	-	1
03074221	Cuttle fish (Sepia officinalis, Rossia macrosoma, Sepiola spp), squid (Ommastrephes spp, Loligo spp,etc), fresh/chilled	3 187	24 219	5 486	39 039
03074310	Cuttle fish (Sepia officinalis, Rossia macrosoma, Sepiola spp), squid (Ommastrephes spp, Loligo spp,etc), frozen	7 810 150	41 737 558	26 981 736	142 247 143
03074390	Cuttle fish&squid o.t Sepia officinalis,Rossia macrosoma,Sepiola,Ommastrephes,Loligo,Nototodarus,Sepioteuthis, frozen	929 847	4 369 206	3 579 488	16 260 732
03074921	Cuttle fish (Sepia officinalis, Rossia macrosoma, Sepiola spp), squid (Ommastrephes spp, etc), dried, salted/in brine	31 672	1 033 822	160 561	4 638 069
03074929	Cuttle fish and squid other than HS 0307.49.21, dried, salted or in brine	-	17 065	-	32 590
03075200	Octopus (Octopus spp), Frozen	2 088 125	10 239 891	11 726 110	58 045 377
03076010	Snails, other than sea snails, live	8 551	114 330	17 425	560 607
03076020	Snails, other than sea snails, fresh, chilled or frozen	151 220	394 773	478 638	818 019
03077110	Clams, cockles & ark shells, live	528 217	1 890 183	461 194	2 219 340
03077120	Clams, cockles & ark shells, fresh/chilled	63 174	193 198	50 977	203 939
03077200	Clams, cockles & ark shells, frozen	155 948	1 498 058	179 588	1 886 154
03077930	Clams, cockles & ark shells, dried, salted or in brine	-	27 000	-	21 600
03078210	Stromboid conchs (Strombus spp), live	43 414	134 174	145 887	447 101
03078300	Frozen abalone (Haliotis spp)	26 486	261 302	26 406	141 814
03078400	Frozen stromboid conchs (Strombus spp)	17 117	61 922	27 725	103 912
03078710	Abalone (haliotis spp), dried, salted or in brine	1 055	4 160	3 937	13 212
03079110	Molluscs, other than 0307.11 - 0307.88, live	56 146	287 544	73 990	533 363
03079120	Molluscs, other than 0307.11 - 0307.88, fresh/chilled	12 160	20 800	11 665	20 845
03079200	Molluscs, other than 0307.11 - 0307.88, frozen	21 886	324 589	37 396	550 888
03081110	Sea cucumbers (stichopus japonicus, holothuroidea), live	23	25	179	191
03081120	Sea cucumbers (stichopus japonicus, holothuroidea), fresh or chilled	125	3 810	625	29 288
03081200	Sea cucumbers (stichopus japonicus, holothuroidea), frozen	7 970	7 970	19 925	19 925
03081920	Sea cucumbers (stichopus japonicus, holothuroidea), dried, salted or in brine	173 680	599 518	1 763 379	5 716 016
03082110	Sea urchins (strongylocentrotus spp,paracentrotus lividus,loxechinus albus,echinus esculentus),live	13	588	85	5 493
03082920	Sea urchins (strongylocentrotus spp,paracentrotus lividus,loxechinus albus,echinus esculentus),dried,salted/in brine	-	0	-	180
03083010	Jellyfish (rhophilema spp), live	-	26	-	296
03083040	Jellyfish (rhophilema spp), dried, salted or in brine	506 105	4 575 475	725 208	5 724 070
03089010	Aquatic invertebrates, other than crustaceans&molluscs, other than sea cucumbers, sea urchins, jellyfish, live	6 111	31 137	62 735	304 607
03089030	Aquatic invertebrates, other than crustaceans&molluscs, other than sea cucumbers, sea urchins, jellyfish, frozen	2 115	3 692	6 230	14 253
03089040	Aquatic invertebrates,o.t crustaceans&molluscs,other than sea cucumbers,sea urchins,jellyfish, dried, salted or in brine	292	6 212	2 120	30 839
03089090	Flours, meals and pellets of aquatic invertebrates oth than crustaceans and molluscs, fit for human consumption	874	4 343	4 514	46 346
04011010	Milk&cream,not concentrated nor containing added sugar/oth sweetening matter,fat content,weight<=1%, In liquid form	63 867	315 920	43 289	228 782
04011090	Milk&cream,not concentrated nor containing added sugar/oth sweetening matter,fat content,weight<=1%, not in liquid form	2 935	7 724	3 692	9 444
04012010	Milk&cream,not concentrated nor containing added sugar/oth sweetening matter,fat content, 1%<weight<=6%,in liquid form	502 698	2 112 098	400 734	1 704 217
04012090	Milk&cream,not concentrated nor containing added sugar/oth sweeten matter,fat content,1%<weight<=6%,not in liquid form	418	6 415	497	6 630
04014010	Milk&cream,not concentrated nor containing added sugar/oth sweetener,fat content,6%<weight<=10%,milk in liquid form	4 909	271 584	8 773	283 533

Tabel 3 : Ekspor Indonesia menurut Komoditi (Kode HS 8 digit)

Mei 2019

Kode H S	Uraian golongan barang	Berat bersih (Kg)		Nilai F.O.B. (U S \$)	
		Bulan ini	Kumulatif	Bulan ini	Kumulatif
(1)	(2)	(3)	(4)	(5)	(6)
04014020	Milk&cream,not concentrated nor containing added sugar/oth sweetener,fat content,6%<weight<=10%,milk in frozen form	-	10	-	10
04014090	Milk&cream,not concentrated nor contain added sugar/oth sweetener,fat content,6<weight<=10%,not in liquid/frozen form	33 753	187 061	202 864	953 706
04015010	Milk&cream,not concentrated nor containing added sugar/oth sweetening matter,fat content,weight>10%, In liquid form	364	5 938	806	13 794
04015090	Milk&cream,not concentrated nor containing added sugar/oth sweetening matter,fat content,weight>10%,not in liquid form	888	5 861	948	3 880
04021041	Milk/cream,in powder, granules/oth solid forms, fat <=1.5 %, not cont added sugar,oth sweetening,in containers,w >=20 kg	-	500	-	1 240
04021042	Milk/cream,in powder, granules/oth solid forms, fat <=1.5 %, not cont added sugar,oth sweetening,in containers,w<=2kg	-	69	-	154
04021049	Milk/cream,in powder, granules/oth solid forms, fat <=1.5 %, not cont added sugar,oth sweetening,in containers,2<w<20kg	148 913	471 616	521 126	1 881 785
04021092	Milk & cream, In powder, granules/oth solid forms, fat <=1.5%, cont added sugar/oth sweetening, In containers, w=<2 kg	-	46 938	-	175 467
04021099	Milk & cream, In powder, granules/oth solid forms, fat <=1.5%, cont added sugar/oth sweetening, In containers, 2<w<20kg	5 872	16 338	33 556	89 666
04022190	Milk/cream,in powder, granules/oth solid forms, fat >1.5 %, not cont added sugar/oth sweetening,in containers,2<w<20kg	52 818	125 443	292 477	668 169
04022930	Milk & cream, In powder, granules/oth solid forms, fat >1.5%, cont added sugar/oth sweetening, In containers, w=<2 kg	-	103	-	281
04022990	Milk & cream, In powder, granules/oth solid forms, fat >1.5%, cont added sugar/oth sweetening, In containers, 2<w<20kg	60 832	324 414	290 618	1 882 496
04029100	Milk and cream, not in solid forms, not containing added sugar or other sweetening matter	-	500	-	2 125
04029900	Milk and cream, not in solid forms, containing added sugar or other sweetening matter	485 494	2 131 952	498 837	4 152 073
04031021	Yogurt, In liquid form, whether or not condensed, flavoured or cont added fruits (incl pulp and jams), nuts or cocoa	9 696	170 772	11 363	222 232
04031029	Yogurt, In liquid form, whether or not condensed, not flavoured or not cont added fruits (incl pulp & jams), nuts/cocoa	247 870	1 080 539	279 950	1 320 966
04031091	Yogurt, not in liquid form, flavoured or cont added fruits (incl pulp n jams), nuts or cocoa	-	96 185	-	135 196
04031099	Yogurt, not in liquid form, not flavoured or not cont added fruits (incl pulp & jams), nuts/cocoa	29 814	90 430	59 094	176 556
04039010	Buttermilk	-	14 368	-	79 194
04039090	Curdled Milk&cream,kephir&oth fermented/acidified milk&cream, won concentrated/cont add sugar/oth,flav/fruit/nuts/cocoa	1 269 734	4 403 508	1 240 085	4 654 083
04041010	Whey & modified whey, whether or not concentrated or containing added sugar or oth sweetening matter, In powder form	1 313	4 324	2 234	7 688
04049000	Products consist of natural milk constituent,whether/not cont added sugar/oth sweetening,not elsewhere specified/include	150	2 540	734	2 959
04051000	Butter	2 472	15 699	15 556	95 624
04059010	Anhydrous butterfat	240	420	780	1 315
04059020	Butteroil	-	400	-	1 928
04059090	Fats and oils derived from milk, other than Butter, Dairy spreads, Anhydrous butterfat, Butteroil, Ghee	-	8 550	-	67 783
04061010	Fresh (unripened or uncured) cheese, including whey cheese	1 057	7 477	5 483	31 062
04062010	Grated or powdered cheese,of all kinds, In packages of a gross weight exceeding 20 kg	1 406	5 488	4 992	19 451
04062090	Grated or powdered cheese,of all kinds, In packages of a gross weight not exceeding 20 kg	2 387	5 406	7 399	17 434
04063000	Processed cheese, not grated or powdered	59 948	223 577	181 611	631 865

Tabel 3 : Ekspor Indonesia menurut Komoditi (Kode HS 8 digit)

Mei 2019

Kode H S	Uraian golongan barang	Berat bersih (Kg)		Nilai F.O.B. (U S \$)	
		Bulan ini	Kumulatif	Bulan ini	Kumulatif
(1)	(2)	(3)	(4)	(5)	(6)
04069000	Cheese other than fresh cheese, whey cheese, grated/powder cheese, processed cheese, blue-veined cheese	55 584	337 865	178 272	1 108 448
04071190	Fertilised birds eggs for incubation,of fowls of the species gallus domesticus,not for breeding	7 874	47 244	122 692	746 094
04071919	Fertilised birds eggs for incubation,of ducks,not for breeding	228	466	260	523
04079020	Birds' eggs, in shell, preserved or cooked, of ducks	-	2 700	-	4 864
04090000	Natural honey	19 933	77 048	76 805	270 278
04100010	Birds nests, edible	115 243	540 257	42 468 654	130 179 000
04100090	Edible products of animal origin, not elsewhere specified or included, other than birds nests	-	1 012	-	121 990
05010000	Human hair, unworked, whether or not washed or scoured, waste of human hair	25 321	58 506	134 204	414 212
05051010	Duck feathers of a kind used for stuffing; down	145 520	672 991	546 919	2 391 849
05059010	Duck feathers not for stuffing	39 533	701 043	106 606	1 247 720
05059090	Skin&oth part of bird,o.t duck feather,cleaned,disinfect/treat for preservation;powder&waste of feather/part of feather	125	28 004	9 534	27 762
05061000	Ossein and bones treated with acid	110	430	28	4 585
05069000	Bones&horn-cores, unworked,defatted, simply prepared,degelatinised,powder&waste of these product, other than ossein	126 000	252 000	61 022	122 444
05071000	Ivory, ivory powder and waste, unworked or simply prepared but not cut to shape	192	585	33 155	64 535
05079090	Whalebone&whalebone hair,horns,antlers, hooves,nails,claws&beaks,unworked,powder&waste of these products	-	786	-	12 576
05080020	Shells of molluscs, crustaceans/echinoderms, unworked or simply prepared but not cut to shape, powder and waste thereof	1 715 222	6 774 383	674 130	3 148 406
05080090	Coral&similar materials, cuttle-bone, unworked but not othwise worked, powder and waste thereof	56 580	146 356	40 250	147 258
05100000	Ambergris,castoreum, civet&musk, cantharides, bile, won dried, glands & oth animal prod used in pharmaceutical product	-	2 444	-	14 995
05111000	Bovine semen	-	105	-	6
05119110	Roes and milt of fish or crustaceans, molluscs or oth aquatic invertebrates	24 192	48 384	2 903	5 806
05119120	Artemia egg (brine shrimp egg)	-	219	-	17 160
05119130	Fish Skin	127 431	618 603	180 964	752 790
05119190	Dead animals of chapter 1 or 3, unfit for human consumption.	139 250	477 901	423 594	1 724 569
05119990	Animal products not elsewhere specified or included, other than 0511.10.00 - 0511.99.30	450	6 054	1 395	225 942
06011000	Bulbs, tubers, tuberous roots, corms, crowns and rhizomes, dormant	-	1 120	-	448
06021090	Unrooted cuttings and slips, other than orchids and rubber trees	7 163	31 076	194 396	971 431
06022000	Trees, shrubs and bushes, grafted or not, of kinds which bear edible fruit or nuts	78	78	6 235	6 235
06024000	Roses, grafted or not	-	147	-	1 936
06029010	Rooted orchid cuttings and slips	1 984	12 527	14 902	91 512
06029020	Orchid seedlings	-	9	-	864
06029090	Mushroom spawn and other live plants, nec in heading 0602	350 280	1 756 515	519 159	2 266 793
06031100	Roses, cut or bud, suitable for bouquets or for ornamental purposes, fresh	10	270	200	2 323
06031300	Orchids, cut or bud, suitable for bouquets or for ornamental purposes, fresh	2 005	7 655	6 100	20 450
06031400	Chrysanthemums, cut or bud, suitable for bouquets or for ornamental purposes, fresh	1 848	11 706	28 273	183 099
06031500	Lilies (Lilium spp.), cut or bud, suitable for bouquets or for ornamental purposes, fresh	-	6 203	-	853 348
06031900	Flowers, cut/bud, other than rose, carnation, orchid, chrysanthemum, lilies, suitable for bouquets/ornamental purposes, fresh	38 847	629 755	118 648	1 451 333
06039000	Cut/buds flower of a kind suitable for bouquets/ornamental purposes, dried, dyed, bleached, impregnated/otherwise prepared	15	15	450	452

Tabel 3 : Ekspor Indonesia menurut Komoditi (Kode HS 8 digit)

Mei 2019

Kode H S	Uraian golongan barang	Berat bersih (Kg)		Nilai F.O.B. (U S \$)	
		Bulan ini	Kumulatif	Bulan ini	Kumulatif
(1)	(2)	(3)	(4)	(5)	(6)
06042090	Foliage,branches&oth parts of plants,without flower/buds,grasses, suitable for bouquets/for ornamental purposes, fresh	376 874	1 087 927	296 742	1 155 974
06049010	Mosses and lichens, suitable for bouquets/for ornamental purposes, dried, dyed, bleached, impregnated/otherwise prepared	10 308	40 623	58 532	205 027
06049090	Foliage,branch&oth part of plant,w/o flower/bud,grass,for bouquet/ornament purpose,dry,dye,bleach,impregnate/oth prepare	-	106 572	-	63 615
07011000	Potatoes seed	54	54	2 321	2 321
07019010	Chipping potatoes, fresh or chilled	86 248	311 932	79 462	365 295
07019090	Potatoes, fresh or chilled, other than seed and chipping potatoes	264 038	1 042 104	189 076	743 727
07020000	Tomatoes, fresh or chilled	13 017	59 552	26 931	123 834
07031021	Shallots, bulbs for propagation, fresh or chilled	-	20	-	67
07031029	Shallots, other than for propagation, fresh or chilled	288	4 872	128	1 186
07032090	Garlic, other than for propagation, fresh or chilled	-	6 181	-	2 030
07039090	Leeks and oth alliaceous vegetables, other than for propagation, fresh or chilled	24	81	151	517
07041010	Cauliflowers, fresh or chilled	1 406	2 261	176	1 359
07041020	Headed broccoli, fresh or chilled	72	246	427	518
07042000	Brussels sprouts, fresh or chilled	39 100	142 460	36 753	126 859
07049010	Round (drumhead) cabbages, fresh or chilled	5 979 059	11 935 407	1 296 779	2 510 553
07049020	Chinese mustard, fresh or chilled	-	3 548	-	4 854
07049090	Edible brassicas,other than cauliflower,headed broccoli,brussels sprouts,round cabbage,chinese mustard,fresh/chilled	157 587	2 436 872	37 719	503 656
07051100	Cabbage lettuce (head lettuce), fresh or chilled	56	5 091	343	18 023
07051900	Lettuce (lactuca sativa), other than cabbage lettuce (head lettuce), fresh or chilled	108 300	553 717	113 886	599 307
07052100	Witloof chicory (cichorium intybus var foliosum), fresh or chilled	-	1 290	-	5 712
07061010	Carrots, fresh or chilled	181	2 314	899	5 035
07061020	Turnips, fresh or chilled	2 200	20 840	317	7 431
07069000	Salad beetroot, salsify, celeriac, radishes and similar edible roots, fresh or chilled	6 551	123 698	5 846	53 951
07070000	Cucumbers and gherkins, fresh or chilled	3 230	10 658	3 876	18 453
07082010	French beans, shelled or unshelled, fresh or chilled	112 964	565 042	136 411	700 942
07082020	Long beans, shelled or unshelled, fresh or chilled	2 508	17 889	2 183	20 376
07082090	Beans (vigna spp, phaseolus spp), other than french and long beans, shelled or unshelled, fresh or chilled	19 495	89 027	47 863	220 963
07089000	Leguminous vegetables, shelled/unshelled,oth thn peas (Pisum sativum)&beans (Vigna spp., Phaseolus spp.) fresh/chilled	36 299	412 902	79 640	794 018
07092000	Asparagus, fresh or chilled	-	107	-	1 126
07093000	Aubergines (egg-plants), fresh or chilled	4 106	48 012	1 470	30 031
07094000	Celery oth than celeriac, fresh or chilled	4	18	50	257
07095100	Mushrooms of the genus agaricus, fresh or chilled	8 363	47 470	34 679	197 985
07095910	Truffles, fresh or chilled	-	1 590	-	1 380
07095990	Mushrooms, other than genus agaricus, fresh or chilled	371	2 033	58	2 581
07096010	Chillies (fruits of genus capsicum), fresh or chilled	21 501	100 178	39 166	183 264
07096090	Fruits of the genus Pimenta, fresh or chilled	500	500	60	60
07097000	Spinach, new zealand spinach and arache spinach (garden spinach), fresh or chilled	184	645	668	2 351
07099300	Pumpkins, squash and gourds (cucurbita spp), fresh or chilled	116 956	577 425	21 391	118 171
07099910	Sweet corn, fresh or chilled	20 800	98 516	349 325	1 026 885
07099920	Lady's finger (okra), fresh or chilled	-	36	-	231
07099990	Vegetables, edible, other than 0701.10.00 - 0709.99.20, fresh or chilled	59 149	279 489	61 611	219 712
07101000	Potatoes (uncooked or cooked by steaming or boiling in water), frozen	131 755	527 973	151 071	642 242
07102100	Peas (pisum sativum), shelled or unshelled, (uncooked or cooked by steaming or boiling in water), frozen	1 000	3 500	2 927	8 787
07102200	Beans (vigna spp, phaseolus spp), shelled or unshelled, (uncooked or cooked by steaming or boiling in water), frozen	23 000	99 120	42 715	185 286

Tabel 3 : Ekspor Indonesia menurut Komoditi (Kode HS 8 digit)

Mei 2019

Kode H S	Uraian golongan barang	Berat bersih (Kg)		Nilai F.O.B. (U S \$)	
		Bulan ini	Kumulatif	Bulan ini	Kumulatif
(1)	(2)	(3)	(4)	(5)	(6)
07102900	Leguminous veg, other than peas & beans, shelled/unshelled, (uncooked or cooked by steaming or boiling in water), frozen	522 332	2 356 435	1 037 386	4 857 231
07103000	Spinach, new zealand spinach&orache spinach (garden spinach), (uncooked/cooked by steaming or boiling), frozen	-	5	-	26
07104000	Sweet corn, (uncooked or cooked by steaming or boiling in water), frozen	96 738	319 524	111 479	312 084
07108000	Vegetables, uncooked or cooked by steaming or boiling in water, other than potato,leguminous,spinach,sweet corn, frozen	637 007	2 596 815	1 176 849	4 471 987
07109000	Mixtures of vegetables, (uncooked or cooked by steaming or boiling in water), frozen	50	5 843	378	14 234
07114090	Cucumbers&gherkins, preserved in brine/sulphur water/oth preservative solutions, unsuitable for immediate consumption	127	437	564	1 821
07115190	Mushrooms (agaricus) preserved in brine/sulphur water/oth preservative solutions, unsuitable for immediate consumption	721	8 061	249	9 440
07119020	Chillies (fruits of genus capsicum) provisionally preserved, but unsuitable in that state for immediate consumption	179	3 159	677	7 741
07119090	Vegetables, mix of vegetables oth than onions, caper, chillies, sweet corn, preserved other than by sulphur dioxide gas	42 955	102 735	61 336	128 895
07122000	Onions, dried, whole, cut, sliced, broken or in powder, but not further prepared	-	4 133	-	10 659
07123100	Mushrooms of the genus Agaricus, dried, whole, cut, sliced, broken or in powder, but not further prepared	12 756	35 437	29 367	117 829
07123200	Wood ears (Auricularia spp), dried, whole, cut, sliced, broken or in powder, but not further prepared	-	86	-	321
07123300	Jelly fungi (Tremella spp), dried, whole, cut, sliced, broken or in powder, but not further prepared	-	295	-	9 845
07123910	Truffles, dried, whole, cut, sliced, broken or in powder, but not further prepared	-	1 240	-	22 414
07123990	Mushroom o.t Agaricus,Wood ears,Jelly fungi,truffle,shitake,dried,whole,cut,sliced,broken/in powder,not further prepared	12 009	38 401	67 621	145 491
07129010	Garlic, dried, whole, cut, sliced, broken or in powder, but not further prepared	425	16 322	5 575	28 453
07129090	Vegetable,mix of vegetable, o.t garlic,mushroom,onion,dried,whole,cut,sliced,broken/in powder,but not further prepared	132 083	528 140	219 558	980 785
07131090	Peas (Pisum sativum), dried, shelled, whether or not skinned or split , not suitable for sowing	-	8 709	-	5 835
07132090	Chickpeas (garbanzos), dried, shelled, whether or not skinned or split, not suitable for sowing	-	300	-	2 109
07133110	Beans of sp Vigna mungo, Hepper/Vigna radiata, Wilczek, dried, shelled, w.o.n skinned/split, suitable for sowing	-	1	-	1
07133190	Beans of sp Vigna mungo, Hepper/Vigna radiata, Wilczek, dried, shelled, w.o.n skinned or split, not suitable for sowing	104 820	3 378 434	60 610	3 023 748
07133290	Small red (Adzuki) beans (Phaseolus or Vigna angularis), dried, shelled, w.o.n skinned or split, not suitable for sowing	-	24 781	-	21 161
07133310	Kidney beans, incl white pea beans (Phaseolus vulgaris), dried, shelled, w.o.n skinned or split, suitable for sowing	-	1 440	-	1 043
07133390	Kidney beans, incl white pea beans (Phaseolus vulgaris), dried, shelled, w.o.n skinned or split, not suitable for sowing	5 851	26 651	12 321	54 259
07139090	Dried leguminous veg,o.t peas,chickpeas,beans,lentils,broad&horse(bean),pigeon peas,shelled,w.o.n skin/split,not sowing	2 000	11 500	4 000	36 883
07141011	Manioc (cassava), sliced or in the form of pellets, dried chips	227 638	465 814	382 392	1 157 311
07141019	Manioc (cassava), sliced or in the form of pellets, other than dried chips	14 500	19 352	1 739	6 766
07141091	Manioc (cassava), other than sliced or in the form of pellets, frozen	110 036	323 346	87 056	246 749
07141099	Manioc (cassava), other than sliced or in the form of pellets, fresh, chilled, or dried	9 745	26 783	5 178	15 550

Tabel 3 : Ekspor Indonesia menurut Komoditi (Kode HS 8 digit)

Mei 2019

Kode H S	Uraian golongan barang	Berat bersih (Kg)		Nilai F.O.B. (U S \$)	
		Bulan ini	Kumulatif	Bulan ini	Kumulatif
(1)	(2)	(3)	(4)	(5)	(6)
07142010	Sweet potatoes whether or not sliced or in the form of pellets, frozen	512 630	1 483 534	665 782	2 045 079
07142090	Sweet potatoes whether or not sliced or in the form of pellets, fresh, chilled, or dried	480 430	2 691 886	189 758	1 219 038
07143010	Yams (Dioscorea spp) whether or not sliced or in the form of pellets, frozen	-	1 440	-	2 077
07143090	Yams (Dioscorea spp) whether or not sliced or in the form of pellets, fresh, chilled, or dried	-	1 440	-	2 108
07144010	Taro (Colocasia spp) whether or not sliced or in the form of pellets, frozen	-	7 860	-	10 009
07144090	Taro (Colocasia spp) whether or not sliced or in the form of pellets, fresh, chilled, or dried	772 090	1 724 545	1 091 676	1 610 325
07149091	Arrowroot,salep,Jerusalem artichokes,similar roots&tubers w/ high starch/inulin content,w.o.n sliced/in pellets,frozen	-	15 260	-	35 308
07149099	Arrowroot,salep,Jerusalem artichokes,similar root&tubers w/ high starch/inulin,w.o.n sliced/in pellets,other than frozen	161 000	1 378 362	627 900	3 450 623
08011100	Coconuts, desiccated, dried	8 101 102	41 734 472	8 742 938	44 999 808
08011200	Coconuts In the inner shell (endocarp)	16 645 898	48 434 847	2 512 997	7 224 321
08011910	Young coconut	474 135	2 373 993	579 099	2 441 865
08011990	Coconuts, other than desiccated, in the inner shell (endocarp), young coconut, fresh or dried	44 783 319	160 052 585	8 881 555	30 666 613
08012200	Brazil nuts shelled	17	17	600	600
08013100	Cashew nuts In shell	592 975	11 676 116	616 119	17 166 203
08013200	Cashew nuts shelled	588 124	3 507 330	4 451 975	27 696 012
08021100	Almonds In shell	27 397	27 607	203 669	204 299
08021200	Almonds shelled	2 268	31 979	15 903	231 443
08022200	Hazelnuts or filberts (Corylus spp) shelled	-	350	-	2 169
08024100	Chestnuts (Castanea spp) In shell	-	2	-	1
08026100	Macadamia nuts In shell	-	80	-	589
08026200	Macadamia nuts Shelled	-	55	-	1 337
08028000	Areca nuts	29 405 912	114 314 286	33 342 299	134 990 350
08029000	Nuts, other than 0801.11 - 0802.80, fresh or dried, whether or not shelled or peeled	175 620	673 855	287 319	1 296 243
08031000	Plantains, fresh or dried	176 068	2 260 815	55 645	711 614
08039010	Lady's finger banana, fresh or dried	-	86 000	-	17 373
08039090	Bananas other than lady's finger banana, fresh or dried	1 895 900	12 558 783	976 725	7 253 048
08041000	Dates, fresh or dried	105	8 778	261	9 129
08043000	Pineapples, fresh or dried	1 126 272	9 782 215	672 444	5 835 318
08044000	Avocados, fresh or dried	31 047	124 063	14 480	56 033
08045010	Guavas, fresh or dried	7 342	13 675	10 555	22 975
08045020	Mangoes, fresh or dried	10 382	24 813	10 367	21 902
08045030	Mangosteens, fresh or dried	805 334	22 646 230	951 549	32 195 758
08051010	Fresh oranges	306	5 266	310	2 068
08055010	Lemons (Citrus limon, Citrus limonum), fresh or dried	540	117 991	3 363	43 786
08055020	Limes (Citrus aurantifolia, Citrus latifolia), fresh or dried	272 008	1 422 379	98 580	633 536
08059000	Citrus fruit other than oranges,mandarins,clementines,wilkinings,grapefruit,pomelos,lemons,limes, fresh or dried.	4 925	18 238	37 887	119 361
08062000	Grapes, dried	1 340	2 332	1 202	2 245
08071100	Watermelons, fresh	10 269	42 290	24 131	32 995
08071900	Melons, other than watermelons, fresh	679	13 847	1 762	19 398
08072000	Papaws (papayas), fresh	323	34 997	569	5 885
08083000	Pears, fresh	-	100	-	100
08092900	Cherries other than sour cherries (Prunus cerasus), fresh	-	100	-	189
08094010	Plums, fresh	-	18 056	-	12 658
08101000	Strawberries, fresh	-	360	-	4 766
08104000	Cranberries, bilberries and oth fruits of the genus Vaccinium, fresh	-	5 400	-	44 229
08105000	Kiwifruit, fresh	-	302	-	426
08106000	Durians, fresh	7 073	8 245	16 976	27 188
08109010	Longans, mata kucing, fresh	5	135	2	725
08109020	Lychees, fresh	-	1 894	-	8 604
08109030	Rambutan, fresh	-	210 367	-	207 552
08109040	Langsat (Lanzones), fresh	1	46 509	4	13 058
08109050	Jackfruit (including Cempedak and Nangka), fresh	3 864	18 763	2 624	17 610
08109060	Tamarinds, fresh	91 618	192 200	77 166	184 320
08109070	Starfruit, fresh	45	159	64	196

Tabel 3 : Ekspor Indonesia menurut Komoditi (Kode HS 8 digit)

Mei 2019

Kode H S	Uraian golongan barang	Berat bersih (Kg)		Nilai F.O.B. (U S \$)	
		Bulan ini	Kumulatif	Bulan ini	Kumulatif
(1)	(2)	(3)	(4)	(5)	(6)
08109091	Salacca (snake fruit), fresh	88 380	635 536	87 763	664 051
08109092	Dragon fruit, fresh	3 908	26 264	11 002	66 946
08109093	Sapodilla (ciku fruit), fresh	-	2 582	-	634
08109094	Pomegranate, sourp/sweetsops, bell fruit, marian plum, passion fruit, cottonfruit, jujube and tampoi or rambai	5 584	23 043	8 149	45 384
08109099	Fruit other than 0803.10.00 - 0810.90.94, fresh	9 954	77 594	3 781	54 422
08111000	Strawberries, uncooked/cooked by steaming/boiling, frozen, w.o.n containing added sugar or oth sweetening matter	-	160	-	468
08112000	Raspberr,y,blackberry,mulberry,loganberry,currants,gooseberry ,uncook/cook by steam/boil,frozen,w.o.n added sweet matter	2 152	13 829	31 374	197 939
08119000	Fruit & nuts other than 0811.10 - 0811.20, uncooked or cooked by steaming/boiling, frozen, w.o.n cont added sugar or oth	364 122	2 257 791	519 056	2 625 017
08129010	Strawberries, provisionally preserved (eg by sulphur dioxide gas, etc), but unsuitable for immediate consumption	54	162	707	2 137
08129090	Fruit&nuts o.t cherry&strawberry,provisionally preserved(eg by sulphur dioxide gas,etc.),not for immediate consumption	9 680	54 680	3 912	21 890
08134010	Longans, dried	-	17 806	-	13 185
08134020	Tamarinds, dried	45 155	927 271	114 115	785 187
08134090	Fruit, other than heading 0801-0806, apricots, prunes, apples, longans, tamarinds, dried	134 840	544 894	196 636	769 896
08135010	Mixtures of which cashew nuts or Brazil nuts predominate by weight	-	4	-	100
08135030	Mixtures of which dried dates predominate by weight	51	59	57	127
08135040	Mix of which dried avocados or dried oranges/mandarins (including tangerines and satumas) predominate by weight	-	4 800	-	588
09011110	Coffee, Arabica WIB or Robusta OIB, not roasted, not decaffeinated	22 793 377	115 433 988	74 828 722	329 262 708
09011190	Coffee other than Arabica WIB or Robusta OIB, not roasted, not decaffeinated	94	822 744	4 933	1 473 152
09011210	Coffee, Arabica WIB or Robusta OIB, not roasted, decaffeinated	150	19 657	1 740	158 799
09012110	Coffee, roasted, not decaffeinated, unground	41 179	181 689	147 762	704 523
09012120	Coffee, roasted, not decaffeinated, ground	193 122	908 208	541 814	2 813 345
09012210	Coffee, roasted, decaffeinated, unground	-	62	-	3 541
09012220	Coffee, roasted, decaffeinated, ground	13 352	13 352	25 174	25 174
09019010	Coffee husks and skins	-	2 782	-	13 834
09019020	Coffee substitutes containing coffee	115	207 178	66 120	708 892
09021010	Leaves green tea (not fermented), in immediate packings of not exceeding 3 kg, whether or not flavoured	7 860	74 981	3 914	120 782
09021090	Green tea (not fermented) other than leaves, in immediate packings of not exceeding 3 kg, whether or not flavoured	42 305	504 788	243 325	2 281 507
09022010	Leaves green tea (not fermented), in immediate packings of exceeding 3 kg, whether or not flavoured	478 706	1 642 668	941 810	3 619 032
09022090	Green tea (not fermented) other than leaves, in immediate packings of exceeding 3 kg, whether or not flavoured	216 028	562 568	592 851	1 445 133
09023010	Leaves black tea(fermented) &partly fermented tea, in immediate packings of not exceeding 3 kg, whether or not flavoured	57 379	69 894	89 673	133 295
09023090	Black tea(fermented)&partly fermented tea other than leaves, in immediate packings of <=3 kg, whether or not flavoured	317 297	1 479 634	1 690 155	7 756 659
09024010	Leaves black tea(fermented) &other partly fermented tea in immediate packings of exceeding 3 kg,whether or not flavoured	420 527	1 121 464	701 176	2 315 061
09024090	Black tea (fermented)&oth partly fermented tea other than leaves,in immediate packings of >3 kg,whether or not flavoured	3 116 426	13 221 808	5 101 138	21 969 257
09030000	MatØ	-	1 304	-	2 943
09041110	White pepper, neither crushed nor ground	2 251 027	12 818 433	7 240 629	35 468 680
09041120	Black pepper, neither crushed nor ground	811 753	4 374 752	2 264 344	12 524 771
09041190	Pepper of the genus Piper other than white and black pepper, neither crushed nor ground	544 357	1 540 705	1 641 922	4 169 446
09041210	White pepper, crushed or ground	44 739	206 375	206 822	845 900
09041220	Black Pepper, crushed or ground	64 805	301 397	245 391	1 177 988

Tabel 3 : Ekspor Indonesia menurut Komoditi (Kode HS 8 digit)

Mei 2019

Kode H S	Uraian golongan barang	Berat bersih (Kg)		Nilai F.O.B. (U S \$)	
		Bulan ini	Kumulatif	Bulan ini	Kumulatif
(1)	(2)	(3)	(4)	(5)	(6)
09041290	Pepper of the genus Piper other than white and black pepper, crushed or ground	29 388	75 115	42 275	117 719
09042110	Chillies (fruits of the genus Capsicum), dried, neither crushed nor ground	100 384	128 930	283 091	348 897
09042190	Fruits of the genus Capsicum or of the genus Pimenta, other than Chillies, dried, neither crushed nor ground	13 610	22 048	14 878	22 237
09042210	Chillies (Fruits of the genus Capsicum), crushed or ground	6 921	374 229	30 132	1 827 166
09042290	Fruits of the genus Capsicum or of the genus Pimenta, other than Chillies, crushed or ground	1 300	1 576	3 160	4 414
09051000	Vanila, neither crushed nor ground	28 784	94 193	7 076 861	26 910 664
09052000	Vanila, crushed or ground	5 528	6 265	1 572 409	1 607 620
09061100	Cinnamon (Cinnamomum zeylanicum Blume), neither crushed nor ground	670 276	3 498 671	2 451 797	14 295 469
09061900	Cinnamon other than Cinnamomum zeylanicum Blume and cinnamon-tree flowers, neither crushed nor ground	636 897	2 321 308	2 249 483	7 842 294
09062000	Cinnamon and Cinnamon-tree flowers, crushed or ground	2 035 871	9 466 618	7 234 783	32 545 474
09071000	Cloves (whole fruit, cloves and stems), neither crushed nor ground	2 327 636	8 588 237	10 479 036	37 606 598
09072000	Cloves (whole fruit, cloves and stems), crushed or ground	93 743	496 229	276 838	2 135 647
09081100	Nutmeg, neither crushed nor ground	1 129 969	4 926 931	6 487 694	23 905 748
09081200	Nutmeg, crushed or ground	293 181	1 379 058	2 059 173	8 704 206
09082100	Mace, neither crushed nor ground	297 418	1 147 876	4 465 114	15 488 444
09082200	Mace Crushed or ground	58 606	339 299	875 296	4 390 134
09083100	Cardamoms, neither crushed nor ground	682 439	2 424 233	1 390 540	6 176 873
09083200	Cardamoms, crushed or ground	5	1 550	58	11 727
09092100	Seeds of coriander, neither crushed nor ground	931	19 346	2 470	30 008
09092200	Seeds of coriander, crushed or ground	1 086	5 695	2 623	15 898
09093100	Seeds of cumin, neither crushed nor ground	-	3	-	4
09093200	Seeds of cumin, crushed or ground	81	1 289	34	5 850
09096110	Seeds of anise, neither crushed nor ground	3 640	6 693	19 670	35 728
09096130	Seeds of caraway, neither crushed nor ground	-	5	-	7
09096190	Seeds of fennel, juniper berries, neither crushed nor ground	-	63	-	756
09096210	Seeds of anise, crushed or ground	1	106	2	7 133
09096230	Seeds of caraway, crushed or ground	-	158	-	99
09096290	Seeds of fennel, juniper berries, crushed or ground	-	25	-	28
09101100	Ginger, neither crushed nor ground	432 914	1 528 850	322 058	1 326 313
09101200	Ginger, crushed or ground	5 497	14 166	24 583	65 407
09102000	Saffron	52 000	52 000	20 343	20 343
09103000	Turmeric (curcuma)	298 661	812 733	392 464	1 175 981
09109110	Curry	1 623	4 056	7 080	17 975
09109190	Mixtures of spices in heading 0904 - 0910, other than curry	31 764	177 856	43 067	292 898
09109910	Thyme, bay leaves	8 562	46 460	36 050	99 299
09109990	Spices, not mixtures, other than HS 0904.11.10 - 0910.99.10	142 687	917 908	424 772	2 003 536
10019912	Wheat grain without husk fit for human consumption	-	96	-	96
10039000	Barley, other than seed	-	500	-	178
10051000	Maize (corn) seed	21	62	46	120
10059010	Popcorn	5 393	13 440	4 354	17 282
10059090	Maize (corn), other than seed & popcorn	128 220	600 663	62 620	313 868
10061010	Rice in the husk (paddy or rough), suitable for sowing	300	3 300	300	32 550
10062090	Husked (brown) rice, other than Hom Mali rice	25	2 252	44	9 662
10063030	Glutinous rice, semimilled or wholly milled glutinous rice, whether or not polished or glazed	20 000	44 000	29 391	67 551
10063040	Hom Mali rice, semimilled or wholly milled glutinous rice, whether or not polished or glazed	25	25	15	15
10063091	Parboiled rice	14	14	125	125
10063099	Semi-milled/ wholly milled rice, whether or not polished or glazed, oth than glutinous rice, Hom Mali rice, parboiled rice	41 000	73 176	81 190	144 150
10064010	Broken rice, of a kind used for animal feed	-	2	-	3
10089000	Cereals, o.t wheat&meslin,rye,barley,oats,maize,rice,grain sorghum,buckwheat,millet,canary seeds,fonio,quinoa,triticale	-	1 020	-	932
11010011	Wheat flour, fortified	2 093 727	8 517 948	894 950	3 637 139
11010019	Wheat flour, other than fortified	1 717 961	5 035 315	769 865	2 240 105
11022000	Maize (corn) flour	76 130	238 283	40 774	145 547
11029010	Rice flour	26 245	117 728	22 106	105 059
11029090	Cereal flours other than wheat,meslin,maize(corn),rice,rye flour	52 123	390 806	28 822	188 553

Tabel 3 : Ekspor Indonesia menurut Komoditi (Kode HS 8 digit)

Mei 2019

Kode H S	Uraian golongan barang	Berat bersih (Kg)		Nilai F.O.B. (U S \$)	
		Bulan ini	Kumulatif	Bulan ini	Kumulatif
(1)	(2)	(3)	(4)	(5)	(6)
11031100	Groats and meal of wheat	40	325	40	255
11031300	Groats and meal of maize (corn)	-	10 406	-	9 388
11031920	Groats and meal of rice	5 500	9 700	3 547	10 722
11031990	Groats and meal of cereals, other than wheat,maize(corn),meslin and rice	-	834	-	1 127
11041200	Rolled or flaked grains of oats	-	1 390	-	8 112
11041910	Rolled or flaked grains of maize (corn)	1 440	1 440	3 000	3 000
11041990	Rolled or flaked grains of cereals other than oats and maize(corn)	-	19 000	-	13 680
11042990	Worked cereal grains (for example, hulled, pearled, sliced or kibbled), other than oats, maize (corn) and barley	-	3 091	-	25 741
11043000	Germ of cereals, whole, rolled, flaked or ground	165 000	825 000	61 035	305 175
11051000	Flour, meal and powder of potatoes	4 515	46 419	3 100	25 484
11052000	Flakes, granules and pellets of potatoes	-	11	-	23
11061000	Flour, meal and powder of the dried leguminous vegetables	20	1 825	281	10 185
11062010	Flour, meal and powder of manioc (cassava)	142 983	424 828	46 592	142 510
11062020	Flour, meal and powder of sago	6 109	14 317	3 038	9 157
11062030	Flour, meal and powder of sweet potato (Ipomoea Batatas)	78 000	208 050	23 964	63 706
11062090	Flour,meal & powder of oth sago/of roots/ tubers of 0714,oth than manioc/cassava,sago,sweet potato/Ipomoea batatas	34 775	512 079	13 842	125 137
11063000	Flour, meal and powder of the products of edible fruit and nuts	389 051	1 415 505	1 298 760	4 836 143
11081100	Wheat starch	4 810	10 337	6 016	14 315
11081200	Maize (corn) starch	2 518 010	14 822 019	890 134	5 205 151
11081400	Manioc (cassava) starch	815 650	3 274 200	522 901	2 070 016
11081910	Sago starch	1 187 802	5 480 428	239 201	1 353 681
11081990	Starches other than wheat, maize(corn), potato, manioc(cassava), sago	19 115	104 569	9 062	47 299
12019000	Soya beans, other than seed, whether or not broken	367 511	2 621 377	187 948	893 267
12023000	Ground-nuts, seeds, not roasted or otherwise cooked, whether or not shelled or broken	-	820	-	3 239
12024100	Ground-nuts, other than seed, not roasted or otherwise cooked, in shell	83 139	463 926	154 584	744 583
12024200	Ground-nuts, other than seed, not roasted or otherwise cooked, shelled, whether or not broken	7 396	16 967	1 558	5 728
12030000	Copra	2 797 337	20 905 145	2 167 731	13 161 559
12051000	Low erucic acid rape or colza seeds, whether or not broken	19 300	43 980	29 500	113 412
12060000	Sunflower seeds, whether or not broken	-	5 040	-	28 000
12071010	Palm nuts suitable for sowing/planting, whether or not broken	156	876	27 727	134 998
12071030	Kernels, whether or not broken	618 420	10 635 090	92 763	2 683 233
12072900	Cotton seeds, other than seed	294 901	1 055 899	62 766	293 621
12073000	Castor oil seeds	7	13	1 513	2 937
12074090	Sesamum seeds, other than edible	5 300	32 765	15 172	96 774
12075000	Mustard seeds	-	3	-	4
12077000	Melon seeds	-	11	-	2 322
12079950	Fresh fruit bunch of oil palm	85 200	1 672 532	5 026	42 324
12081000	Flours and meals of soya beans	14 900	104 498	1 490	52 686
12089000	Flours and meals of oil seeds or oleaginous fruits, other than those of mustard and soya beans	290	368	734	1 032
12092990	Seeds of forage plants other than lucerne, clover, fescue, kentucky blue grass, rye grass, timothy grass,beet,for sowing	-	60 272	-	273 199
12093000	Seeds of herbaceous plants cultivated principally for their flowers	166	677	367 140	1 361 482
12099190	Vegetable seeds, other than onion seeds, for sowing	4 318	413 107	224 750	2 102 122
12099990	Seeds,fruit and spores,o.t seeds of(sugar beet,forage plants,herbaceous plants,onion,rubber tree,kenaf), for sowing	32 000	66 986	95 300	151 344
12112000	Ginseng roots, fresh, chilled, frozen or dried, whether or not cut, crushed or powdered	-	602	-	10 220
12119015	Liquorice roots used primarily in pharmacy, fresh, chilled, frozen or dried, whether or not cut, crushed or powdered	-	96	-	259
12119019	Plant&its part,used primarily in pharmacy,o.t HS 1211.90.11-1211.90.16,fresh,chill,frozen/dried,not in cut,crush/powder	1 500	1 500	9 893	9 893

Tabel 3 : Ekspor Indonesia menurut Komoditi (Kode HS 8 digit)

Mei 2019

Kode H S	Uraian golongan barang	Berat bersih (Kg)		Nilai F.O.B. (U S \$)	
		Bulan ini	Kumulatif	Bulan ini	Kumulatif
(1)	(2)	(3)	(4)	(5)	(6)
12119091	Pyrethrum used primarily in not pharmacy, in cut, crushed or powdered form, fresh, chilled, frozen/ dried	61 257	380 273	41 505	756 361
12119092	Pyrethrum used primarily in not pharmacy, not in cut, crushed or powdered form, fresh, chilled, frozen/ dried,	-	230	-	2 875
12119094	Sandalwood chips used primarily in not pharmacy, fresh, chilled, frozen/ dried, whether/ not cut, crushed/ powdered	5 980	32 421	52 880	223 688
12119095	Agarwood (Gaharu) chips used primarily in not pharmacy, fresh, chilled, frozen/ dried, whether/ not cut, crushed/ powdered	73 300	393 586	1 341 828	5 299 722
12119098	Plant&its part, used primarily not in pharmacy, o.t HS 1211.90.91-1211.90.97 in cut/crush/powder, fresh, chill, frozen/dried	271 121	1 905 603	487 461	3 889 410
12119099	Plant&its part, primarily not in pharmacy, o.t HS 1211.90.91-1211.90.97, not in cut/crush/powder, fresh, chill, frozen/dried	651 308	2 525 043	1 142 606	3 902 888
12122111	Eucheuma spinosum fit for human consumption, dried but not ground	1 330 600	8 314 767	813 492	5 529 561
12122112	Eucheuma cottonii fit for human consumption, dried but not ground	8 267 348	32 663 272	13 697 094	53 207 752
12122113	Gracilaria spp fit for human consumption, dried but not ground	4 444 642	21 841 873	2 212 965	11 398 688
12122114	Gelidium spp fit for human consumption, dried but not ground	-	22 000	-	66 000
12122115	Sargassum spp fit for human consumption, dried but not ground	26 500	576 420	3 975	106 892
12122119	Seaweeds&other algae for human consumption, dried but not ground, o.t E. spinosum, E. cottonii, Gracilaria, Gelidium, Sargassum	-	161 000	-	325 323
12122190	Seaweeds and other algae fit for human consumption, other than dried and not ground	1 201 400	5 318 921	1 882 730	7 593 384
12122919	Seaweeds and other algae, fresh, chilled or dried, not fit for human consumption, other than used in pharmacy	670 258	3 540 564	220 864	1 129 657
12122920	Seaweeds&other algae, fresh, chilled/dried, not human consumptn, oth than in dyeing, tanning, perfumery, pharmacy, insect, fungi	40 002	676 226	78 090	797 935
12129100	Sugar beet, fresh, chilled, frozen or dried, of a kind used primarily for human consumption	-	4 920	-	3 444
12129200	Locust beans (carob) fresh, chilled, frozen or dried, of a kind used primarily for human consumption	-	125	-	220
12129390	Sugar cane other than suitable for planting	4 400	158 800	857	34 539
12129990	Vegetable products of a kind used primarily for human consumption other than HS 1212.21.11 - 1212.99.10	872 800	2 388 048	2 639 941	5 228 482
12130000	Cereal straw and husks, unprepared, whether or not chopped, ground, pressed or in the form of pellets	-	40 000	-	5 212
12149000	Swedes, mangolds, fodder roots, hay, clover, sainfoin, forage kale, lupines, vetches&other forage, or in the form of pellets	7 126	47 452	3 153	21 479
13012000	Gum Arabic	-	31 450	-	16 865
13019040	Lac	14 400	81 985	19 176	228 170
13019090	Natural gums, resins, gum-resins and oleoresins, other than gum arabic, cannabis resins, lac	4 422 463	20 541 212	4 447 449	20 659 821
13021200	Vegetable saps and extracts of liquorice	-	81	-	1 396
13021400	Vegetable saps and extracts of ephedra	-	600	-	25 808
13021940	Vegetable saps and extracts of pyrethrum or of the roots of plants containing rotenone	15 000	30 000	20 100	40 174
13021990	Vegetable saps and extracts, other than of opium, liquorice, hops, ephedra, cannabis, pyrethrum, japan/chinese lacquer	161 990	1 024 220	44 555	372 826
13022000	Pectic substances, pectinates and pectates	37 884	99 098	47 515	143 554
13023100	Agar-agar	77 297	246 702	1 186 005	3 574 671
13023200	Mucilages and thickeners, whether or not modified, derived from locust beans, locust bean seeds or guar seeds	-	10 443	-	66 269
13023911	Carrageenan powder, Semirefined	652 530	2 556 461	5 032 099	18 819 399
13023912	Carrageenan powder, Refined	-	12 975	-	305 963
13023913	Carrageenan, alkali treated carrageenan chips (ATCC)	169 800	552 710	1 211 324	3 708 559
13023919	Carrageenan, other than powder (refined and semirefined), alkali treated carrageenan chips (ATCC)	59 136	1 948 745	393 504	13 093 339
13023990	Mucilages and thickeners, whether or not modified, other than agar-agar, locust bean, carrageenan	139 543	452 957	316 593	1 371 507
14011000	Bamboos, of a kind used primarily for plaiting	194 387	794 474	125 618	507 603

Tabel 3 : Ekspor Indonesia menurut Komoditi (Kode HS 8 digit)

Mei 2019

Kode H S	Uraian golongan barang	Berat bersih (Kg)		Nilai F.O.B. (U S \$)	
		Bulan ini	Kumulatif	Bulan ini	Kumulatif
(1)	(2)	(3)	(4)	(5)	(6)
14019000	Vegetable materials of a kind used primarily for plaiting other than bamboo and rattans	57 214	327 785	127 391	616 815
14042000	Cotton linters	208	1 727	822	14 048
14049020	Vegetable products nec or included of a kind used primarily in tanning or dyeing, other than cotton linters	205 056	1 655 650	74 527	530 832
14049030	Kapok	882 369	2 908 555	687 850	2 600 744
14049091	Palm kernel shells	210 766 620	1 068 889 034	13 499 146	65 341 969
14049099	Vegetable products nec or included oth used primarily in tanning/ dyeing,oth than HS 1404.20.00 - 1404.90.92	2 778 873	12 120 315	668 643	2 631 730
15019000	Poultry fat, other than that of heading 0209 or 1503	5 370	15 291	24 099	69 035
15041090	Fish-liver oils and their fractions other than solid fraction	-	7 200	-	68 850
15042090	Fats and oils and their fractions, of fish, other than liver oils, other than solid fractions	-	62 400	-	75 601
15050010	Lanolin	-	456	-	1 728
15060000	Animal fats&oils&their fractions,o.t heading 1501-1504,whether/not refined,not chemically modified, n.e.c. in chapter 15	-	2 920	-	13 192
15071000	Crude soya-bean oil, whether or not degummed, not chemically modified	-	42	-	1 915
15079010	Fractions of unrefined soyabean oil, not chemically modified	-	3 900	-	4 680
15079090	Soya-bean oil and its fractions, refined, but not chemically modified, other than crude-oil	23 760	38 267	2 520	20 378
15081000	Crude ground-nut oil, whether or not refined, but not chemically modified	-	0	-	1
15089000	Ground-nut oil and its fractions, whether or not refined, but not chemically modified, other than crude oil	30	32	6	7
15091090	Virgin olive oil, not chemically modified, not solvent extraction, in packings of a net weight exceeding 30 kg	-	250	-	1 150
15099099	Fractions of refined olive oil, not chemically modified, not solvent extraction, in packings of a net weight > 30 kg	-	644	-	9 999
15100010	Crude oil, obtained solely from olives, solvent extraction, but not chemically modified	-	7	-	53
15100090	Fractions of refined oil,obtained solely from olives,not chemically modified,blend with oils/fraction of heading 1509	35	162	19	82
15111000	Crude palm oil, not chemically modified	531 398 751	2 718 781 563	254 711 376	1 293 256 601
15119020	Refined palm oil, not chemically modified	391 938 878	1 824 893 551	205 267 725	956 551 848
15119031	Solid fractions of refined palm oil, not chemically modified, with iodine value 30 or more, but less than 40	165 197 013	868 997 006	79 717 395	426 218 866
15119032	Solid fractions of refined palm oil, not chemically modified, with iodine value 40 or more	77 994 638	385 044 924	37 743 718	190 235 865
15119036	Liquid fractions of refined palm oil, not chemically modified, in packing of a net weight not exceeding 25 kg	89 225 289	705 587 319	58 400 819	440 542 855
15119037	Liquid fractions of refined palm oil, not chemically modified, in packing of a net weight>25kg, with 55<=iodine value<60	763 982 857	4 033 452 128	395 004 307	2 097 014 474
15119039	Liquid fractions of refined palm oil,not chemically modified,packing net weight>25kg,iodine value<55 or iodine value>=60	42 928 137	164 341 673	24 214 513	92 267 375
15119041	Solid fractions of unrefined palm oil, not chemically modified	8 999 939	36 998 709	4 194 972	18 547 549
15119042	Solid fractions of unrefined palm oil, not chemically modified, with packing of a net weight not exceeding 25 kg	10 000	38 100	1 250	5 415
15119049	Solid fractions of unrefined palm oil, not chemically modified, with packing of a net weight exceeding 25 kg	93 610 604	305 769 643	50 081 598	164 959 689
15121100	Crude oil of sunflowerseed or safflower oil, not chemically modified	-	2 700 000	-	1 012 500
15121990	Sunflower-seed or safflower oil and fractions other than crude oil, unrefined, refined, not chemically modified	80	1 355	1 036	9 079
15122100	Crude oil of cottonseed oil and its fractions whether or not gossypol has been removed, not chemically modified	-	15 200	-	27 897
15131100	Crude oil of coconut (copra) oil, not chemically modified	26 291 968	131 999 444	17 784 056	93 565 096
15131910	Fractions of unrefined coconut oil, not chemically modified	7 040	35 048	16 772	53 058
15131990	Coconut (copra) oil and its fractions other than crude oil and fraction of unrefined oil, not chemically modified	35 254 754	137 419 208	25 846 489	109 092 170
15132110	Crude oil of palm kernel, not chemically modified	62 434 251	162 053 142	36 497 525	105 798 639
15132190	Crude oil of babassu, not chemically modified	80	2 330	164	4 568
15132913	Unsolid fractions of unrefined palm kernel oil (palm kernel oil), not chemically modified	-	3 020 971	-	2 012 496

Tabel 3 : Ekspor Indonesia menurut Komoditi (Kode HS 8 digit)

Mei 2019

Kode H S	Uraian golongan barang	Berat bersih (Kg)		Nilai F.O.B. (U S \$)	
		Bulan ini	Kumulatif	Bulan ini	Kumulatif
(1)	(2)	(3)	(4)	(5)	(6)
15132991	Solid fractions of refined palm kernel oil, not chemically modified	16 030 915	57 971 626	13 660 023	55 293 257
15132994	Palm kernel olein, refined, bleached and deodorized (RBD), not chemically modified	5 579 977	36 661 788	2 862 481	23 819 820
15132995	Palm kernel oil, RBD, not chemically modified	104 252 373	444 342 537	67 253 411	310 401 767
15151100	Crude oil of linseed oil, not chemically modified	1	1	14	14
15152919	Fractions of unrefined maize (corn) oil, other than solid, but not chemically modified	-	137	-	137
15153010	Crude oil of castor oil, not chemically modified	-	380	-	490
15153090	Castor oil and its fractions, other than crude oil, but not chemically modified	-	1 096	-	19 273
15155010	Crude oil of sesame oil, not chemically modified	420	420	6 300	6 300
15155090	Fractions of refined sesame oil, but not chemically modified	-	266	-	56
15159011	Crude oil of Illipe nut oil, but not chemically modified	14 400	29 800	31 086	72 616
15159012	Fractions of unrefined Illipe nut oil, but not chemically modified	-	37 000	-	8 140
15159019	Fractions of refined Illipe nut oil, but not chemically modified	-	147 227	-	550 215
15159021	Crude oil of Tung oil, but not chemically modified	-	150	-	3 450
15159039	Fractions of refined Jojoba oil, but not chemically modified	-	38	-	561
15159099	Fractions of refined oil of other fixed vegetable fats&oils, o.t HS 1515.11.00-1515.90.39, but not chemically modified	140 577	722 417	518 567	2 635 164
15161090	Animal fats and oils and their fractions, not re-esterified, but not further prepared	-	3 002	-	8 265
15162014	Vegetable fats and oils and their fractions of coconuts, reesterified, but not further prepared	173 241	1 075 550	658 301	4 379 321
15162015	Vegetable fats and oils and their fractions of palm kernels, crude, reesterified, but not further prepared	1 277 452	6 511 926	4 312 122	23 693 752
15162016	Vegetable fats & oils and their fractions of palm kernels, refined, bleached and deodorized (RBD), reesterified	-	226 600	-	176 754
15162017	Vegetable fats and oils and their fractions of groundnuts, reesterified, but not further prepared	1 238	1 718	486	695
15162019	Vegetable fats and oils and their fractions, reesterified, but not further prepared, other than HS 1516.20.11-1516.20.18	487 111	3 212 989	396 598	2 608 433
15162031	Vegetable fats&oils & their fractions of groundnuts, coconuts, soya beans, hydrogenated, in flakes, not further prepared	137 750	709 435	129 196	706 812
15162034	Vegetable fats & oils & their fractions of palm oil, hydrogenated, in flakes, not further prepared	571 500	2 453 500	323 712	1 538 899
15162035	Vegetable fats & oils & their fractions of palm kernels, hydrogenated, in flakes, not further prepared	811 190	4 910 170	710 410	4 670 416
15162039	Vegetable fats and oils and their fractions, hydrogenated, but not further prepared, other than HS 1516.20.31-1516.20.35	-	70	-	268
15162042	Vegetable fats & oils & their fractions of coconuts, hydrogenated, in oth forms, not further prepared	155 315	392 645	153 379	395 678
15162043	Vegetable fats & oils & their fractions of groundnuts, hydrogenated, in oth forms, not further prepared	1 154	1 494	575	749
15162045	Vegetable fats & oils & their fractions of olives, hydrogenated, in oth forms, not further prepared	1 550	3 995	1 203	2 789
15162046	Vegetable fats & oils & their fractions of palm oil fruit, hydrogenated, in oth forms, not further prepared	938 490	3 462 800	652 113	2 407 313
15162047	Vegetable fats & oils & their fractions of palm oil kernels, hydrogenated, in oth forms, not further prepared	4 256 102	25 993 080	4 131 845	25 158 675
15162049	Vegetable fats&oils&their fractions, hydrogenated, in oth forms, not further prepared, oth than HS 1516.20.41-1516.20.48	90 640	382 520	98 276	448 221
15162052	Vegetable fats & oils & their fractions of olives, interesterified, not further prepared	3 282 500	17 439 975	1 889 276	10 341 689
15162054	Vegetable fats & oils & their fractions of groundnuts, palm oil & coconuts, interesterified, not further prepared	399 000	902 350	226 170	575 613
15162059	Vegetable fats&oils & their fractions, inter-esterified, not further prepared, other than HS 1516.20.51-1516.20.54	21 870	262 610	12 991	190 176
15162062	Refined bleached&deodorised (RBD) palm stearin, elaidinised, with an iodine value not exceeding 48,not further prepared	345 840	4 610 475	212 355	3 120 789
15162091	Palm stearin, elaidinised, with an iodine value exceeding 48, not further prepared	14 400	14 400	50 883	50 883

Tabel 3 : Ekspor Indonesia menurut Komoditi (Kode HS 8 digit)

Mei 2019

Kode H S	Uraian golongan barang	Berat bersih (Kg)		Nilai F.O.B. (U S \$)	
		Bulan ini	Kumulatif	Bulan ini	Kumulatif
(1)	(2)	(3)	(4)	(5)	(6)
15162094	Fats & oils and their fractions of soya beans, elaidinised, not further prepared	-	1 100	-	734
15162096	Refined, bleached and deodorised (RBD) palm kernel stearin, elaidinised, not further prepared	1 974 085	9 007 494	2 062 683	9 815 100
15162098	Fats & oils and their fractions of ground-nuts, of oil palm or of coconuts, elaidinised, not further prepared	799 510	4 187 095	1 265 593	4 296 773
15162099	Vegetables fats & oils and their fractions, elaidinised, not further prepared, other than HS 1516.20.91-1516.20.98	677 653	5 298 419	465 742	4 312 590
15171010	Margarine, excluding liquid margarine, in airtight container for retail sale	3 998 274	21 431 304	2 658 927	14 382 287
15171090	Margarine, excluding liquid margarine, other than in airtight container for retail sale	4 340 563	17 840 738	2 661 905	10 892 674
15179010	Imitation ghee	246 808	789 750	176 498	558 467
15179020	Liquid margarine	-	65 400	-	40 090
15179030	Edible mixtures or preparations of animal or vegetable fats or oils, of a kind used as mould release preparations	-	9 000	-	8 685
15179043	Shortening	56 460 881	303 484 377	34 740 411	187 147 003
15179061	Liquid mixtures/preparations of vegetable fats or oils or of their fractions in which ground nut oil predominates	-	500	-	11 000
15179064	Liquid mixtures/preparations of vegetable fats/oils/of their fractions, oth palm oil predominates, packings >25 kg	201 600	403 200	301 131	598 955
15179068	Liquid mixtures/preparations of vegetable fats/oils or of their fractions in which illipe nut oil predominates	347 503	2 036 452	1 030 346	6 027 588
15179090	Edible mix/preparations of animal/vegetable fats/oils/fractions of different fats/oils nec in 1517.90, o.t heading 15.16	16 255 531	101 508 707	12 490 235	83 699 089
15180014	Groundnut/soyabean/palm/coconut oil, boiled/oxidised/dehydrated/sulphurised/blown/ polymerised /chemically modified	300	122 689	3 000	78 308
15180019	Veg fats&oil&its fractions, boiled/oxidise/dehydrate/sulphurise/blown/polymerised/chemically modified o.t 1518.00.14-16	75 782	1 244 880	17 859	647 937
15180031	Inedible mixtures or preparations of the palm oil fruits or of palm oil kernels	6 100 000	13 299 790	3 566 830	7 355 271
15180035	Inedible mixtures or preparations of groundnuts	-	5	-	155
15180039	Inedible mixtures/preparations of vegetable fats/oils/of fracti.ons of different fats/oils o.t 1518.00.31-1518.00.37	1 770 638	20 063 110	1 127 712	10 821 003
15180060	Inedible mixtures/preparations of animal fats/oils or of fractions thereof and vegetable fats/oils/fractions thereof	6 085 080	27 600 940	3 072 472	13 792 665
15200010	Crude glycerol	57 314 110	249 099 232	10 218 080	52 749 741
15200090	Glycerol, glycerol waters and glycerol lyes, oth than crude glycerol	-	356 296	-	115 273
15211000	Vegetable waxes, whether or not refined or coloured	-	556 525	-	384 395
15219010	Beeswax and oth insect waxes, whether or not refined or coloured	1 742	3 988	31 922	81 663
15220010	Degras	180 000	180 000	66 600	66 600
15220090	Residues resulting from the treatment of fatty substances or animal or vegetable waxes	5 598 701	10 927 891	2 583 671	4 464 511
16010010	Sausages & similar products of meat/meat offal/blood, food preparation base on it, in airtight container for retail sale	999	4 931	2 654	12 684
16010090	Sausages&similar products of meat/meat offal/blood, food preparation based on, not in airtight container for retail sale	2 886	17 341	23 446	137 387
16021010	Homogenised prep of oth prepared/preserved meat, meat offal/blood contain pork, in airtight container for retail sale	1	1	80	80
16021090	Homogenised prep of oth prepared/preserved meat, meat offal/blood not contain pork,in airtight container for retail sale	11	11	220	220
16023110	Prepared or preserved meat, meat offal or blood of turkeys, in airtight containers for retail sale	-	837	-	3 150
16023191	Meat, meat offal or blood, mechanically deboned or separated meat of turkey, not in airtight container for retail sale	-	5 362	-	17 988
16023199	Prepared/preserved meat, meat offal/blood of turkeys, not in airtight containers for retail sale, oth than 1602.31.91	-	116	-	8
16023210	Prepared or preserved of chicken curry, in airtight containers for retail sale	-	16	-	52

Tabel 3 : Ekspor Indonesia menurut Komoditi (Kode HS 8 digit)

Mei 2019

Kode H S	Uraian golongan barang	Berat bersih (Kg)		Nilai F.O.B. (U S \$)	
		Bulan ini	Kumulatif	Bulan ini	Kumulatif
(1)	(2)	(3)	(4)	(5)	(6)
16023290	Prepared/preserved of meat,meat offal/blood fowls of species Gallus domesticus, o.t chicken curry in airtight container	6 000	19 819	17 869	67 923
16023900	Prepared or preserved meat, meat offal or blood of poultry in heading 0105, other than turkeys&species Gallus domesticus	42	42	72	72
16025000	Prepared or preserved meat, meat offal or blood of bovine animals	1 529	9 142	1 344	21 349
16029010	Mutton curry, in airtight containers for retail sale	-	905	-	5 068
16029090	Prepared or preserved meat, meat offal, including blood of animals, other than 1602.10.10-1602.90.10	14 530	35 733	31 881	67 957
16030000	Extracts and juices of meat, fish or crustaceans, molluscs or oth aquatic invertebrates	38 040	210 080	84 847	658 421
16041110	Salmon whole or in pieces, but not minced, in airtight containers for retail sale	-	20	-	20
16041311	Sardines, whole or in pieces, but not minced, in airtight containers for retail sale	825 888	3 657 603	1 861 777	8 536 770
16041319	Sardines, whole or in pieces, but not minced, not in airtight containers for retail sale	385 350	1 269 280	924 137	3 008 609
16041411	Tunas, whole or in pieces, but not minced, in airtight containers for retail sale	6 256 316	25 455 313	27 861 847	114 847 273
16041419	Skipjack and bonito (Sarda spp) whole or in pieces, but not minced, in airtight containers	412 252	2 160 948	1 377 773	6 867 455
16041490	Tunas, skipjack and bonito (Sarda spp), whole or in pieces, but not minced, not in airtight containers for retail sale	1 990 245	10 774 940	9 970 816	53 047 187
16041510	Mackerel, whole or in pieces, but not minced, in airtight containers for retail sale	32 625	32 625	102 024	102 024
16041590	Mackerel, whole or in pieces, but not minced, not in airtight containers for retail sale	28 914	304 099	29 790	461 605
16041610	Anchovies, whole or in pieces, but not minced, in airtight containers for retail sale	20 001	34 039	84 403	143 601
16041710	Eels, whole or in pieces, but not minced, in airtight containers for retail sale	-	2 830	-	60 136
16041790	Eels, whole or in pieces, but not minced, not in airtight containers for retail sale	3 910	41 146	108 642	1 128 673
16041891	Shark fins, whole/in pieces, not minced, not ready for immediate consumption, in airtight containers for retail sale	2 420	11 175	44 875	183 922
16041930	Fish, whole or in pieces, but not minced, in airtight containers for retail sale, other than HS 1604.11.10-1604.19.20	21 504	135 645	211 816	513 075
16041990	Fish, whole or in pieces, but not minced, not in airtight containers for retail sale, oth than HS 1604.11.10-1604.19.20	43 039	129 947	448 757	1 440 534
16042030	Fish ball	19 053	133 347	47 187	481 790
16042040	Fish paste	173 000	1 265 673	507 610	3 776 993
16042091	Prepared or preserved fish, in airtight containers for retail sale, other than fish sausage, fish ball, fish paste	145 768	389 615	344 770	1 180 924
16042099	Prepared or preserved fish, not in airtight containers for retail sale, other than fish sausage, fish ball, fish paste	165 901	1 175 556	541 389	3 992 473
16043200	Caviar substitutes	22 000	38 526	222 200	593 462
16051010	Crab, prepared or preserved, in airtight containers for retail sale	874 359	3 864 574	17 545 302	83 466 614
16051090	Crab, prepared or preserved, not in airtight containers for retail sale	707 937	2 401 160	13 579 433	48 562 981
16052100	Shrimps and prawns, prepared or preserved, not in airtight container	3 748 298	13 543 862	32 993 853	121 150 929
16052920	Shrimp ball, in airtight container	164 971	587 818	827 625	3 295 215
16052930	Breaded shrimp, in airtight container	632 870	2 592 425	5 463 399	21 459 663
16052990	Prepared or preserved shrimps and prawns, in airtight container, other than shrimp ball & breaded shrimp	159 171	2 864 649	891 104	20 077 526
16053000	Lobster, prepared or preserved	2 272	8 820	4 544	17 506
16054000	Crustacean, other than crab, shrimps, prawns, and lobsters, prepared or preserved	-	17 046	-	141 310
16055100	Oysters, prepared or preserved	-	1	-	34
16055200	Scallops, including queen scallops, prepared or preserved	-	3 975	-	9 511
16055490	Cuttle fish and squid, prepared or preserved, not in airtight containers for retail sale	81 836	250 280	570 148	2 020 448

Tabel 3 : Ekspor Indonesia menurut Komoditi (Kode HS 8 digit)

Mei 2019

Kode H S	Uraian golongan barang	Berat bersih (Kg)		Nilai F.O.B. (U S \$)	
		Bulan ini	Kumulatif	Bulan ini	Kumulatif
(1)	(2)	(3)	(4)	(5)	(6)
16055500	Octopus, prepared or preserved	75 433	372 066	741 528	3 088 296
16055600	Clams, cockles and arkshells, prepared or preserved	233 051	879 859	640 648	2 624 160
16055790	Abalone, prepared or preserved, not in airtight containers for retail sale	327	1 164	2 256	8 417
16055800	Snails, oth than sea snails prepared and preserved	175 146	537 196	790 460	2 490 125
16055900	Mollusc, o.t oysters,scallops,mussels,cuttle fish,squid,octopus,clams,cockles,arkshell,abalone,snail, prepared/preserved	56 900	160 404	92 055	480 349
16056100	Sea cucumbers, prepared or preserved	1 410	49 416	120 677	942 701
16056900	Aquatic invertebrates, prepared or preserved, other than crustaceans, molluscs, sea cucumbers, sea urchins, jellyfish	-	7 281	-	32 947
17011200	Raw sugar of beet sugar in solid form, not containing added flavouring or colouring matter	1 070	30 039	1 691	46 113
17011300	Raw sugar of cane sugar specified in subheading note 2, in solid form, not cont added flavouring/colouring matter	-	1 628	-	3 274
17011400	Raw sugar of cane sugar,in solid form, not contain added flavouring/colouring matter, o.t specified in Subheading Note 2	4 518	38 963	9 053	48 914
17019100	Cane or beet sugars, chemically pure sucrose, in solid form, containing added flavouring or colouring matter	4 901	11 375	2 430	8 811
17019910	Refined sugar	30 284	1 288 853	61 566	890 668
17019990	Cane/beet sugars, chemically pure sucrose,in solid form,o.t raw sugar, contain flavouring/colouring matter,refined sugar	51 586	198 592	74 603	239 145
17021100	Lactose and lactose syrup, contain by 99 % or more lactose, expressed as anhydrous lactose, calculated on the dry matter	-	400	-	412
17021900	Lactose and lactose syrup, contain less than 99 % lactose, expressed as anhydrous lactose, calculated on the dry matter	22 176	153 698	19 123	121 098
17022000	Maple sugar and maple syrup	665	2 149	1 157	1 617
17023010	Glucose, not containing fructose or containing in the dry state less than 20 % by weight of fructose	50	99 850	98	76 513
17023020	Glucose syrup, not containing fructose or containing in the dry state less than 20 % by weight of fructose	457 015	2 202 307	329 594	1 549 627
17026020	Fructose syrup containing in the dry state more than 50 % by weight of fructose, excluding invert sugar	1 160 300	2 602 000	413 655	996 332
17029011	Chemically pure maltose,in dry state with fructose 50%	17 000	169 500	8 384	81 957
17029019	Maltose syrup,in dry state with fructose 50%	226 122	739 766	283 408	923 450
17029020	Artificial honey,whether/not mixed with natural honey,in dry with fructose 50%	3 332	47 323	8 022	95 996
17029030	Flavoured/coloured sugars (excl maltose), in dry with fructose 50%	4 000	28 655	1 751	26 974
17029040	Caramel, in dry with fructose 50%	-	100	-	190
17029091	Syrup of sugar, in dry state with fructose 50%	95 492	223 244	154 549	378 222
17029099	Sugar, including invert sugar and sugar syrup blends, in dry with fructose 50% other than 1702.90.11-1702.90.91	3 311 261	16 194 800	4 710 043	20 643 230
17031010	Cane molasses, containing added flavouring/colouring matter	-	27 509	-	11 815
17031090	Cane molasses, not containing added flavouring/colouring matter	19 279 520	145 927 872	2 635 738	16 296 271
17039010	Molasses, resulting from the extraction or refining of sugar, contain add flavour/colour matter,other than cane molasses	1 200	3 859	1 680	9 982
17039090	Molasses, resulting from the extraction or refining of sugar, not contain add flavour/colour matter, oth cane molasses	61 585	255 357	274 029	977 485
17041000	Chewing gum, whether or not sugar-coated	64 142	603 352	341 029	2 012 622
17049010	Medicated pastilles & drops, not containing cocoa	20 463	79 811	148 201	540 629
17049020	White chocolate, not containing cocoa	126 356	489 333	327 896	1 352 763
17049091	Sugar confectionery,not contain cocoa,soft,contain gelatin,o.t chewing gum, medicated pastilles&drops, white chocolate	630 352	3 413 817	2 236 469	12 779 102
17049099	Sugar confectionery,not contain cocoa,o.t soft&contain gelatin,o.t chewing gum, medical pastilles&drops, white chocolate	3 531 289	16 161 650	9 157 765	41 266 559
18010000	Cocoa beans, whole or broken, raw or roasted	1 722 934	6 318 840	4 414 167	15 943 613
18020000	Cocoa shells, husks, skins and oth cocoa waste	232 503	2 005 804	37 041	595 784
18031000	Cocoa paste, defatted	1 836 799	9 019 525	7 830 889	37 157 254
18032000	Cocoa paste, wholly or partly defatted	4 546 935	15 751 640	5 237 448	18 934 749

Tabel 3 : Ekspor Indonesia menurut Komoditi (Kode HS 8 digit)

Mei 2019

Kode H S	Uraian golongan barang	Berat bersih (Kg)		Nilai F.O.B. (U S \$)	
		Bulan ini	Kumulatif	Bulan ini	Kumulatif
(1)	(2)	(3)	(4)	(5)	(6)
18040000	Cocoa butter, fat and oil	14 784 900	53 411 521	79 261 690	285 380 508
18050000	Cocoa powder, not containing added sugar or other sweetening matter	7 678 635	28 343 516	11 567 121	45 031 505
18061000	Cocoa powder, containing added sugar or other sweetening matter	107 279	179 325	85 498	198 263
18062010	Chocolate confectionery blocks, slabs or bars weighing more than 2 kg	606 727	3 003 265	1 370 205	6 863 704
18062090	Chocolate, liquid,paste,granular or other bulk form in containers or immediate packings, of a content exceeding 2 kg	56 074	453 780	201 070	1 549 481
18063100	Chocolate and other food preparations containing cocoa, filled, in blocks, slabs, bars, weight <= 2kg	35 559	187 858	202 689	1 235 157
18063200	Chocolate and other food preparations containing cocoa, not filled, in blocks, slabs, bars, weight <= 2kg	355 003	1 382 482	1 095 232	4 425 862
18069010	Chocolate confectionery in tablets or pastilles	56 466	352 480	299 286	2 009 858
18069030	Food preparations of flour, meal, starch/malt extract, contain >=40 % but < 50 % by weight of cocoa	12	1 843	133	8 188
18069040	Food preparation of head 04.01-04.04, contain >=5% but <10% by weight of cocoa,for infant/young children,not retail sale	654	1 405	10 008	189 061
18069090	Chocolate and food preparation contain cocoa other than 1806.10.00-1806.90.40	206 961	887 806	716 034	3 037 060
19011010	Preparations suitable for infants or young children of malt extract, not contain or contain < 40% cocoa, for retail sale	55 212	96 564	261 861	455 258
19011020	Preparations suitable for infants or young children of HS 04.01-04.04, not contain or contain <5% cocoa,for retail sale	519 467	1 240 896	1 678 312	4 010 317
19011030	Preparations suitable for infants or young children of soya-bean powder, not contain/contain <40% cocoa,for retail sale	260	25 437	148	84 129
19011099	Food preparations of flour,groats,meal,starch for infant or >3 years old,for retail sale, o.t HS 1901.10.10-1901.10.91	177 629	581 562	593 297	1 746 419
19012010	Mixes&doughs for preparation of bakers' wares of head 19.05,of flour, groats, meal,starch/malt extract,not contain cocoa	143 357	640 192	225 219	895 162
19012020	Mixes&doughs for preparation of bakers' wares of head 19.05,of flour, groats, meal,starch/malt extract, containing cocoa	1 727	8 097	12 581	23 781
19012030	Mixes&doughs for preparation of bakers' wares of HS 1905, not contain cocoa,oth of flour,groats,meal,starch/malt extract	147 177	481 163	332 979	949 241
19012040	Mixes&doughs for preparation of bakers' wares of HS 1905, contain cocoa, oth of flour,groats,meal,starch/malt extract	7 937	15 165	9 633	26 290
19019019	Food preparations suitable for infants/young children, not put up for retail sale, other than medical foods	18 930	167 573	37 184	372 867
19019020	Malt extract	-	71 354	-	633 507
19019032	Food preparation of goods of HS 04.01-04.04, containing cocoa powder, other than filled milk	1 082	13 354	16	45 985
19019039	Food preparation of goods of HS 04.01-04.04, not containing cocoa powder, other than filled milk	86 650	347 424	149 372	850 422
19019049	Soya based preparation, other than in powder form	-	91 496	-	249 810
19019091	Medical foods, other than preparations suitable for infants or young childrens	26 040	54 840	31 205	55 904
19019099	Food preparations suitable not for infants/young children, other than 1901.10.10-1901.90.91	1 647 868	6 794 944	3 865 394	15 928 945
19021100	Uncooked pasta, not stuffed/othwise prepared, containing eggs	1 605	72 687	2 203	105 400
19021920	Rice vermicelli (including bee hoon), uncooked, not stuffed/othwise prepared, not containing eggs	14 676	90 277	5 133	54 312
19021931	Transparent vermicelli of corn, uncooked, not stuffed/otherwise prepared, not containing eggs	4 200	15 244	3 438	14 099
19021939	Transparent vermicelli, uncooked, not stuffed/otherwise prepared, not containing eggs, other than of corn	-	617	-	1 092
19021940	Noodles, uncooked, not stuffed/otherwise prepared, not containing eggs, oth than rice vermicelli& transparent vermicelli	244 223	806 653	529 425	1 499 677
19021990	Uncooked pasta, not stuffed/otherwise prepared, not containing eggs, other than rice vermicelli& transparent vermicelli	972 030	3 859 272	1 307 921	4 187 168

Tabel 3 : Ekspor Indonesia menurut Komoditi (Kode HS 8 digit)

Mei 2019

Kode H S	Uraian golongan barang	Berat bersih (Kg)		Nilai F.O.B. (U S \$)	
		Bulan ini	Kumulatif	Bulan ini	Kumulatif
(1)	(2)	(3)	(4)	(5)	(6)
19022090	Stuffed pasta whether or not cooked/otherwise prepared,other than stuffed with meat/meat offal,fish,crustaceans/molluscs	1 672	10 777	7 222	55 346
19023020	Rice vermicelli (including bee hoon), cooked or otherwise prepared, other than stuffed	32 741	108 040	58 217	174 066
19023030	Transparent vermicelli, cooked or otherwise prepared, other than stuffed	13 932	105 389	44 747	162 668
19023040	Instant noodles, whether or not cooked or otherwise prepared, other than stuffed	11 389 201	53 512 615	18 920 538	88 264 113
19023090	Cooked pasta, not stuffed, other than rice vermicelli, transparent vermicelli, instant noodles	1 843 032	5 007 231	3 481 091	10 278 287
19030000	Tapioca & substitutes therefor prepared from starch, in the form of flakes, grains, pearls, siftings or in similar forms	162 160	913 547	440 808	1 898 377
19041010	Prepared food obtained by the swelling/roasting of cereals/cereal products, containing cocoa	18 491	34 700	66 792	123 289
19041090	Prepared food obtained by the swelling/roasting of cereals/cereal products, not containing cocoa	138 794	794 439	445 262	2 497 972
19042010	Prepared foods obtained from unroasted cereal flakes	9 003	88 804	17 304	139 321
19042090	Prepared foods obtained from mixtures of unroasted cereal flakes and roasted cereal flakes or swelled cereals	27 999	93 931	35 808	221 328
19043000	Bulgur wheat	-	1 603	-	11 941
19049010	Rice preparations, including pre-cooked rice	1 484	15 529	4 027	54 215
19049090	Cereals (oth maize (corn)), in grain form/other worked grains (except flour, groats&meal), pre?cooked/otherwise prepared	337 608	1 312 641	1 701 306	7 630 480
19051000	Crispbread, whether or not containing cocoa	65 043	333 566	138 705	727 686
19052000	Gingerbread and the like, whether or not containing cocoa	8 937	30 588	2 654	9 570
19053110	Sweet biscuits, not containing cocoa	4 766 427	20 782 907	13 110 664	57 463 226
19053120	Sweet biscuits, containing cocoa	4 929 550	20 762 090	8 864 929	37 577 895
19053210	Waffles	939 540	3 836 651	2 772 258	10 893 338
19053220	Wafers	12 531 485	47 102 194	27 188 352	103 633 332
19054090	Rusk, toasted bread & similar toasted product, containing added sugar, honey, eggs, fats, cheese or fruit	39 774	280 722	41 661	707 016
19059010	Unsweetened teething biscuits	880 622	4 477 906	1 604 629	8 743 359
19059020	Unsweetened biscuits, other than teething biscuits	74 425	541 272	118 346	744 653
19059030	Cakes	45 352	316 150	150 807	1 040 923
19059040	Pastries	29 155	111 066	87 935	293 359
19059050	Flourless bakers' wares	700	3 030	217	2 407
19059070	Communion wafers, sealing wafers, rice paper and similar products	319	573	1 190	2 976
19059080	Crisp savoury food products, nec in heading 1905, whether or not containing cocoa	229 312	1 072 947	441 267	1 714 856
19059090	Bread,pastry,cake,biscuit&oth bakers' wares,won contain cocoa,sealing wafer,rice paper&sim, o.t HS 1905.10.00-1905.90.80	1 015 508	3 814 459	2 382 910	7 881 363
20011000	Cucumbers and gherkins, prepared or preserved by vinegar or acetic acid	4	4	2	2
20019090	Vegetables,fruit,nuts&other edible parts of plants, prepared/preserved by vinegar/acetic acid,o.t cucumber,gherkin,onion	-	90 858	-	117 306
20029010	Tomato paste, prepared or preserved otherwise than by vinegar or acetic acid	894	894	1 067	1 067
20029090	Tomatoes not whole or in pieces, prepared/preserved otherwise than by vinegar or acetic acid, other than paste&powder	1	131	1	1 297
20031000	Mushrooms of the genus Agaricus, prepared or preserved othwise than by vinegar or acetic acid	123 018	807 566	242 537	1 422 089
20039090	Mushrooms, prepared or preserved othwise than by vinegar or acetic acid, other than mushrooms of the genus Agaricus	5 614	7 041	11 848	23 983
20041000	Potatoes, prepared or preserved otherwise than by vinegar or acetic acid, frozen, other than products of heading 20.06	3 095	5 027	4 011	6 432
20049010	Vegetable&mix,preserved o.t by vinegar/acetic acid,frozen,o.t 20.06,o.t tomato,mushroom,potato, for infant/young child	573	19 953	1 844	7 336
20049090	Vegetable&mix,preserved o.t by vinegar/acetic acid,frozen,o.t 20.06,o.t tomato,mushroom,potato,not for infant/youngchild	194 209	775 562	400 959	1 551 536

Tabel 3 : Ekspor Indonesia menurut Komoditi (Kode HS 8 digit)

Mei 2019

Kode H S	Uraian golongan barang	Berat bersih (Kg)		Nilai F.O.B. (U S \$)	
		Bulan ini	Kumulatif	Bulan ini	Kumulatif
(1)	(2)	(3)	(4)	(5)	(6)
20052011	Potatoes chips&sticks in airtight container, retail sale, not frozen,not prepared/preserved by vinegar/acetic acid	8 752	30 934	42 501	147 539
20052019	Potato chips&sticks not in airtight container, not retail sale,not frozen,not prepared/preserved by vinegar/acetic acid	11 125	145 983	46 224	759 522
20052099	Potato not in airtight container,not retail sale,not frozen,not prepared/preserved by vinegar/acetic acid,o.t chip&stick	1 413	7 253	16 922	86 888
20054000	Peas, prepared or preserved otherwise than by vinegar or acetic acid, not frozen, other than products of heading 20.06	1 788	2 334	5 091	5 104
20055100	Beans,shelled, prepared/preserved otherwise than by vinegar/acetic acid, not frozen,other than products of heading 20.06	1 657	8 716	8 318	44 155
20055910	Beans in airtight container,retail sale, prepared/preserved otherwise than by vinegar/acetic acid,not frozen,o.t shelled	-	60	-	169
20055990	Beans o.t in airtight container for retail sale, prepared/preserved oth by vinegar/acetic acid,not frozen,o.t shelled	-	1 015	-	2 297
20058000	Sweet corn, prepared/preserved otherwise than by vinegar/acetic acid, not frozen, other than products of heading 20.06	20	81	10	18
20059100	Bamboo shoots,prepared/preserved otherwise than by vinegar/acetic acid, not frozen, other than products of heading 20.06	-	120	-	40
20059910	Vegetbl&mix of vege in airtight container,retail sale,prepare/preserve o.t vinegar/acetic acid, o.t HS 2005.10-2005.91	-	4	-	3
20059990	Vegetbl&mix of vege not in airtight container,not retail,prepare/preserve oth vinegar/acetic acid,o.t HS 2005.10-2005.91	194 775	905 769	215 483	959 230
20060000	Vegetables, fruit, nuts, fruit-peel and other parts of plants, preserved by sugar (drained, glace or crystallised)	9 093	23 948	15 792	43 606
20071000	Jams,fruit jellies, marmalades,fruit/nut, homogenised preparations, obtained by cooking, won cont added sugar/oth sweet	55 114	172 951	90 424	288 723
20079100	Jams, jellies,marmalades,of citrus fruit,not homogenised preparations,obtained by cooking,won cont added sugar/oth sweet	1 218	1 331	2 758	2 872
20079910	Fruit pastes oth of mangoes, pineapples or strawberries,not homogenised preparations,won cont added sugar/oth sweet	8 352	139 956	48 756	450 698
20079920	Jams and fruit jellies oth of citrus fruit,not homogenised preparations,won cont added sugar/oth sweet	616	6 330	2 580	23 015
20079990	Fruit pastes of mangoes, pineapples or strawberries,not homogenised preparations,won cont added sugar/oth sweet	81 426	562 608	280 666	1 716 549
20081110	Roasted ground nuts, otherwise prepared/preserved won contain sugar/sweetening matter	104 311	574 257	290 744	1 622 373
20081120	Peanut butter, otherwise prepared/preserved won contain sugar/sweetening matter	34 652	144 867	83 980	298 830
20081190	Ground nuts, otherwise prepared/preserved won contain sugar/sweetening matter, other than roasted&peanut butter	44 967	380 911	147 744	1 201 198
20081910	Cashew nut including mixture, otherwise prepared/preserved won contain sugar/sweetening matter	7 626	50 656	104 332	486 723
20081991	Nut including mixture,roasted,otherwise prepared/preserved won contain sugar/sweetening matter,o.t gorund nut,cashew nut	51 184	243 400	133 730	598 861
20081999	Nut including mixture,not roasted,otherwise prepared/preserved won contain sugar/sweetening matter,other than cashew nut	115 091	375 557	194 829	2 017 846
20082090	Pineapple not in airtight container for retail sale, otherwise prepared/preserved won contain sugar/sweetening matter	18 731 030	78 122 689	14 900 534	61 822 601
20083090	Citrus fruits, otherwise prepared/preserved, not containing added sugar or other sweetening matter or spirit	1 275	1 275	2 820	2 820
20089710	Mix of stems,roots&other edible parts of plants,not incl fruits/nuts won contain added sugar/other sweetener or spirit	-	200	-	1 917

Tabel 3 : Ekspor Indonesia menurut Komoditi (Kode HS 8 digit)

Mei 2019

Kode H S	Uraian golongan barang	Berat bersih (Kg)		Nilai F.O.B. (U S \$)	
		Bulan ini	Kumulatif	Bulan ini	Kumulatif
(1)	(2)	(3)	(4)	(5)	(6)
20089720	Mix of stems,roots&other edible parts of plants, including fruits/nuts, contain added sugar/other sweetener or spirit	925 507	3 428 994	892 756	3 229 474
20089910	Lychees, otherwise prepared/preserved whether or not contain sugar/sweetening matter	-	25	-	325
20089920	Longans, otherwise prepared/preserved whether or not contain sugar/sweetening matter	-	1 531	-	2 378
20089930	Stems,roots&other edible part of plant,not incl fruit/nut,othwise prepared/preserved won contain sugar/sweetening matter	27 326	85 998	41 443	75 342
20089940	Stems,roots&other edible part of plant,including fruit/nut,othwise prepared/preserved, contain sugar/sweetening matter	17 112	34 987	18 300	32 240
20089990	Stems,roots&other edible part of plant,includ fruit/nut,othwise prepared/preserved, not contain sugar/sweetening matter	1 333 061	5 326 895	2 304 015	9 296 996
20091100	Orange juice, frozen	-	1 450	-	315
20091200	Orange juice, not frozen, of a brix value not exceeding 20	-	1 680	-	2 220
20091900	Orange juice, not frozen, of a Brix value exceeding 20	33 151	108 325	58 223	130 013
20092900	Grapefruit (including pomelo) juice, of a brix value exceeding 20	-	1 519	-	6 393
20093900	Juice of any other single citrus fruit, of a brix value exceeding 20	682	1 102	3 194	3 398
20094100	Pineapple juice, of a brix value not exceeding 20	84 000	252 000	31 127	91 599
20094900	Pineapple juice, of a brix value exceeding 20	2 487 788	10 146 731	2 508 193	10 334 460
20096900	Grape juice (including grape must), of a brix value exceeding 20	7	23	5	21
20097900	Apple juice, of a brix value exceeding 20	9 824	26 245	3 917	22 133
20098910	Blackcurrant juice	7 116	8 216	10 989	13 189
20098999	Juice, other than HS 2009.11.00-2009.89.10, not suitable for infants or young children	122 767	472 919	214 396	760 357
20099091	Mixtures of juices, not suitable for infants or young children, ready for immediate consumption	92 560	345 295	94 540	384 131
20099099	Mixtures of juices, not suitable for infants or young children, not ready for immediate consumption	31 776	186 811	219 716	590 764
21011110	Instant coffee	7 976 411	25 086 888	24 504 767	80 278 838
21011190	Extracts, essences and concentrates of coffee, other than instant coffee	266 093	712 926	1 218 779	3 180 492
21011291	Coffee preparation with a basis of extracts, essences or concentrate containing added sugar, won containing creamer	9 523 381	52 717 962	28 791 126	154 076 491
21011292	Coffee preparation with a basis of ground roasted coffee containing added sugar, whether or not containing creamer	173	5 414	296	26 751
21011299	Mixtures not in paste form with a basis of ground roasted coffee, containing vegetable fats	51 082	1 436 424	130 338	3 770 718
21012020	Tea extracts for the manufacture of tea preparations, in powder form	32 672	854 474	79 159	974 031
21012030	Preparations of tea consisting of a mixture of tea, milk powder and sugar	9 625	149 539	39 672	341 469
21012090	Extracts, essences&concentrates, of tea or matO, not in powder form, not consisting of mixture of tea,milk powder&sugar	13 967	86 665	31 945	585 452
21013000	Roasted chicory and oth roasted coffee substitutes, and extracts, essences and concentrates thereof	35 136	70 626	17 375	36 186
21021000	Active yeasts	2 640	7 297	6 674	13 465
21022010	Inactive yeasts, of a kind used in animal feeding	120 000	120 000	69 000	69 000
21022090	Inactive yeasts, of a kind not used in animal feeding	3	3 172	21	19 283
21023000	Prepared baking powders	7 325	35 507	34 194	105 801
21031000	Soya sauce	1 438 397	6 157 467	2 052 239	8 795 160
21032000	Tomato ketchup and oth tomato sauces	76 335	336 914	81 024	345 623
21033000	Mustard flour and meal and prepared mustard	11 067	22 343	25 552	68 949
21039011	Chilli sauce	356 915	2 298 345	632 157	4 045 582
21039012	Fish sauce	-	1 110	-	8 040
21039013	Sauces other than Chilli sauce or Fish sauce	179 117	345 705	577 395	1 196 276
21039019	Preparations of sauces	3 248 860	13 497 232	11 833 207	55 281 319
21039021	Shrimp paste including belachan (blachan)	243 972	501 339	187 817	531 371
21039029	Mixed condiments and mixed seasonings other than shrimp paste	127 675	1 120 627	401 408	3 310 515

Tabel 3 : Ekspor Indonesia menurut Komoditi (Kode HS 8 digit)

Mei 2019

Kode H S	Uraian golongan barang	Berat bersih (Kg)		Nilai F.O.B. (U S \$)	
		Bulan ini	Kumulatif	Bulan ini	Kumulatif
(1)	(2)	(3)	(4)	(5)	(6)
21041019	Soups and broths & preparation therefor containing meat, not suitable for infants or young children	323	791	867	1 111
21041099	Soups and broths & preparation therefor, not containing meat, not suitable for infants or young children	15 048	38 824	8 827	109 548
21042019	Homogenised composite food preparation, containing meat, not suitable for infants or young children	120 696	620 636	637 998	3 263 081
21042091	Homogenised composite food preparation, not containing meat, suitable for infants or young children	-	50	-	5
21042099	Homogenised composite food preparation, not containing meat, not suitable for infants or young children	-	110	-	14
21050000	Ice cream and other edible ice, whether or not containing cocoa	1 284 081	6 295 113	2 623 779	14 206 550
21061000	Protein concentrates and textured protein substances	3 751	35 306	26 586	178 083
21069011	Dried bean curd and dried bean curd stick	24 050	71 417	58 220	175 352
21069012	Fresh soybean curd (tofu)	7 320	30 434	26 065	103 378
21069019	Beancurd, other than dried bean curd,dried bean curd stick,fresh soybean curd (tofu)	26 287	175 369	147 791	1 023 770
21069020	Powdered alcohol	-	47 715	-	58 331
21069030	Non-dairy creamer	1 418 804	8 113 286	2 250 669	13 015 755
21069041	Autolysed yeast extracts in powder form	404	8 918	1 707	59 128
21069049	Autolysed yeast extracts not in powder form	48 475	523 707	135 962	855 785
21069053	Ginseng based products	3 550	40 109	10 927	88 089
21069054	Non-alcoholic preparations used as raw material for the manufacture of composite concentrates, other than ginseng	2 903	56 595	17 195	344 477
21069055	Non-alcoholic, composite concentrates for simple dilution with water to make beverages, other than ginseng	2 725 097	11 399 089	6 400 108	28 584 294
21069059	Non-alcoholic preparations of a kind used for the making/for the manufacture of beverages oth than HS 21069053-21069055	483 502	1 332 646	1 293 984	3 209 208
21069064	Composite concentrate for simple dilution water to make beverage kind used for making alcoholic beverage, in liquid form	-	130 000	-	95 375
21069067	Alcoholic preparations, of a kind used for the manufacture of alcoholic beverages, not in liquid form	-	1 479	-	1 023
21069072	Food supplements based on other than ginseng	555 319	2 608 415	4 699 571	23 179 616
21069081	Food preparations for lactase deficient infants or young children	3 917	48 883	19 789	250 621
21069089	Food preparations not for lactase deficient infants or young children	18 384	157 470	74 582	604 626
21069091	Food preparation,mix of chemicals with foodstuffs/oth substances with nutritive value,of a kind used for food processing	85 113	433 319	291 397	1 410 486
21069092	Flavoured or coloured syrups	49 284	394 097	79 233	515 474
21069096	Medical foods n.e.c. in heading no. 2106	15 873	71 387	196 063	810 914
21069097	Tempeh	28 125	176 908	60 561	411 200
21069098	Flavouring preparations, nec in heading 21.06	95 465	510 680	345 349	2 105 967
21069099	Food preparations not elsewhere specified or included, nec in heading 21.06	11 171 091	52 942 652	17 075 875	77 640 739
22011010	Mineral waters	8 814 616	49 421 952	1 481 975	7 962 559
22011020	Aerated waters	9 014	48 082	1 950	15 004
22019090	Water, not containing added sugar/sweetening matter nor flavoured, other than mineral water & aerated water	676 722	2 060 539	300 464	888 295
22021010	Sparkling mineral waters or aerated waters, flavoured	1 067 574	5 911 207	697 587	3 834 522
22021090	Waters, containing added sugar or other sweetening matter or flavoured, other than sparkling mineral/aerated waters	3 264 097	21 474 168	2 715 961	16 770 654
22029100	Non-alcoholic beer	5 986	33 769	9 948	68 776
22029910	Flavoured UHT milk drinks	286 728	830 676	310 023	973 186
22029920	Soya milk drinks	414	1 339	83	625
22029940	Coffee based drinks or coffee flavoured drinks	22 711	309 454	13 174	252 107
22029950	Non-aerated beverages ready for immediate consumption without dilution, other than HS 2202.91.00-2202.99.40	3 862 711	17 635 952	2 110 519	9 624 606
22029990	Aerated beverages ready for immediate consumption without dilution, other than HS 2202.91.00-2202.99.40	620 624	1 800 682	2 931 548	4 339 254
22030011	Stout or porter of an alcoholic strength by volume not exceeding 5.8 % vol	-	240	-	274
22030019	Stout or porter of an alcoholic strength by volume exceeding 5.8 % vol	129 057	435 128	144 123	459 201

Tabel 3 : Ekspor Indonesia menurut Komoditi (Kode HS 8 digit)

Mei 2019

Kode H S	Uraian golongan barang	Berat bersih (Kg)		Nilai F.O.B. (U S \$)	
		Bulan ini	Kumulatif	Bulan ini	Kumulatif
(1)	(2)	(3)	(4)	(5)	(6)
22030091	Beer made from malt, including ale of an alcoholic strength by volume not exceeding 5.8 % vol, other than stout/porter	27 720	105 507	8 501	44 950
22030099	Beer made from malt, including ale of an alcoholic strength by volume exceeding 5.8 % vol, other than stout/porter	1 491 138	3 835 557	1 062 188	2 840 669
22041000	Sparkling wine	830	4 893	7 813	39 292
22042111	Wine of an alcoholic strength by volume not exceeding 15 % vol, in container holding 2 l or less	634	52 286	8 317	400 553
22042911	Wine of an alcoholic strength by volume not exceeding 15 % vol, in container holding > 10 l	-	1 579	-	4 152
22042914	Wine of an alcoholic strength by volume exceeding 23% vol, in container holding > 10 l	-	2 600	-	12 269
22051010	Vermouth and other aromatic wine, of an alcoholic strength by vol<=15%, in container holding<=2 l	-	9	-	37
22060010	Cider or perry	-	20 454	-	21 237
22060091	Rice wine (including medicated rice wine), nec in heading 22.03 or 22.06	-	30	-	189
22060099	Fermented beverages nec in heading no. 22.03-22.06	4	4 412	84	4 963
22071000	Undenatured ethyl alcohol of an alcoholic strength by volume of 80 % vol or higher	2 440 710	15 255 789	2 323 707	14 228 454
22072090	Ethyl alcohol&other spirits, denatured, of any strength, other than denatured ethyl alcohol including methylated spirits	40 816	107 772	58 632	152 778
22083000	Whiskies	5	6 193	223	498 226
22085000	Gin and Geneva	5	11	149	214
22086000	Vodka	24	16 472	556	190 510
22087010	Liqueurs and cordials of an alcoholic strength by volume not exceeding 57 % vol	-	391	-	1 996
22089099	Spirituous beverages of an alcoholic strength by volume exceeding 1.14 % vol, other than HS 2208.20.50-2208.90.80	-	6	-	101
22090000	Vinegar and substitutes for vinegar obtained from acetic acid	10 383	110 440	4 335	50 872
23011000	Flours, meals and pellets, of meat or meat offal, greaves	28 050	61 938	16 557	29 938
23012010	Flours, meals & pellets, of fish, with a protein content < 60% by weight	58 500	401 000	44 288	312 585
23012020	Flours, meals & pellets, of fish, with a protein content > 60% by weight	652 900	2 288 900	2 663 739	4 307 367
23012090	Flours, meals & pellets, of crustaceans/molluscs/oth aquatic invertebrates	90 000	1 011 016	47 321	524 127
23021000	Bran, sharps and other residues, of maize (corn)	722 481	2 994 021	127 825	520 882
23023010	Bran and pollard of wheat	27 943 280	128 132 187	5 366 199	24 496 171
23023090	Sharps and other residues, of wheat, other than bran and pollard	13 200 000	37 750 081	2 508 275	7 036 613
23024010	Bran,sharps &oth residues, whether or not in the form of pellets, derived from the sifting, milling/oth working, of rice	-	132 102	-	46 693
23024090	Bran,sharps&oth residu,whether/not in the form of pellet,derived from the sifting,milling/oth working,of cereal,oth rice	93 909	219 289	29 214	50 285
23025000	Bran,sharps & oth residues, whether or not in the form of pellets, of leguminous plants	-	102 500	-	22 038
23031010	Residues of starch manufacture and similar residues of manioc (cassava) or sago	180 301	340 416	28 240	55 526
23031090	Residues of starch manufacture and similar residues other than manioc (cassava) or sago	618 000	3 916 500	244 992	1 503 727
23032000	Beetpulp, bagasse and oth waste of sugar manufacture	855 580	2 803 905	201 757	646 786
23040010	Defatted soya-bean flour	-	18	-	207
23050000	Oil-cake & oth solid residues, won ground or in the form of pellets, resulting from the extraction of ground-nut oil	-	1 360	-	2 963
23061000	Oil-cake & oth solid residues, w.o.n ground or in the form of pellets, resulting from the extraction of cotton seeds	40 000	640 000	10 340	188 690
23063000	Oil-cake & oth solid residues, w.o.n ground or in the form of pellets, resulting from the extraction of sunflower seeds	259	590	1 343	1 414
23064920	Oil-cake and other solid residues, of colza seeds oth low erucic acid	160 000	480 000	38 950	117 560
23065000	Oil-cake & oth solid residues, w.o.n ground or in the form of pellets, resulting from the extraction of coconut or copra	22 203 144	109 281 695	3 824 067	17 716 956
23066010	Oil-cake and other solid residues, of palm nuts or kernels, ground or in the form of pellets	171 420 160	1 162 980 285	15 275 497	113 151 659

Tabel 3 : Ekspor Indonesia menurut Komoditi (Kode HS 8 digit)

Mei 2019

Kode H S	Uraian golongan barang	Berat bersih (Kg)		Nilai F.O.B. (U S \$)	
		Bulan ini	Kumulatif	Bulan ini	Kumulatif
(1)	(2)	(3)	(4)	(5)	(6)
23066090	Oil-cake and other solid residues, of palm nuts or kernels, other than ground or in the form of pellets	282 308 189	933 226 597	32 152 854	108 790 692
23069010	Oil-cake & oth solid residues, w.o.n ground or in the form of pellets, resulting from the extraction of maize(corn) germ	1 176 196	3 868 628	164 640	549 760
23069090	Oil-cake&other solid residu,w.o.n ground/in pellet form, from extraction of vegetable fat/oil, o.t 2306.10.00-2306.90.10	2 829 440	24 392 014	989 907	6 932 855
23080000	Vegetable materials&waste,vegetable residues, whether or not in pellets form, used in animal feeding, not else specified	3 204 683	10 356 064	1 628 908	5 549 394
23091010	Dog or cat food, put up for retail sale, containing meat	5	428	10	1 370
23091090	Dog or cat food, put up for retail sale, not containing meat	1	953	97	1 547
23099011	Complete feed of a kind suitable for poultry	894 641	3 534 125	822 267	3 892 711
23099012	Complete feed of a kind suitable for swine	3 553 021	15 538 390	2 024 220	7 463 286
23099013	Complete feed of a kind suitable for prawns	-	12 000	-	2 400
23099019	Complete feed of a kind suitable for animal other than poultry,swine,prawns,primates	85 260	341 518	46 301	242 032
23099020	Premixes, feed supplements or feed additives	680 000	3 610 160	230 504	1 327 634
23099090	Preparations of a kind used in animal feeding, other than HS 2309.10.10-2309.90.20	755 846	2 914 609	627 648	2 683 462
24011010	Tobacco, not stemmed/stripped, virginia type, flue-cured	-	56 430	-	198 634
24011020	Tobacco, not stemmed/stripped, virginia type, other than flue-cured	-	851	-	11 431
24011050	Tobacco, not stemmed/stripped, flue-cured, other than virginia and burley type	472	282 944	8 378	936 191
24011090	Tobacco, not stemmed/stripped, other than flue-cured, virginia and burley type	755 632	3 461 835	5 163 405	24 086 425
24012010	Tobacco, partly or wholly stemmed/stripped, virginia type, flue-cured	653 103	3 873 316	3 500 188	23 656 830
24012030	Tobacco, partly or wholly stemmed/stripped, oriental type	210	286 130	2 629	765 369
24012040	Tobacco, partly or wholly stemmed/stripped, burley type	200	111 080	4 082	512 942
24012050	Tobacco, partly or wholly stemmed/stripped, flue-cured, other than virginia,oriental and burley type	601 373	2 378 403	3 486 559	9 090 478
24012090	Tobacco, partly or wholly stemmed/stripped, other than flue-cured, virginia, oriental and burley type	1 549 542	5 385 704	9 318 832	37 725 730
24013010	Tobacco stems	-	132 120	-	74 900
24013090	Tobacco refuse, other than tobacco stems	147 464	488 050	312 759	946 124
24021000	Cigars, cheroots and cigarillos, containing tobacco	262 063	1 489 430	6 547 416	32 911 875
24022010	Cigarettes containing tobacco, beedies	-	4 682	-	30 559
24022020	Cigarettes containing tobacco, clove cigarettes	755 125	3 611 322	8 013 602	37 118 610
24022090	Cigarettes containing tobacco, other than beedies and clove cigarettes	7 542 855	32 107 560	69 618 691	296 062 531
24029010	Cigars, cheroots and cigarillos of tobacco substitutes	6 482	43 795	47 656	177 756
24029020	Cigarettes of tobacco substitutes	135 236	1 516 048	574 324	2 079 351
24031100	Water pipe tobacco specified in Subheading Note 1 to this Chapter	1 931	4 806	40 710	125 533
24031911	Ang Hoon, packed for retail sale	-	150	-	5 842
24031919	Smoking tobacco,w.o.n containing tobacco substitutes, packed for retail sale, other than Ang Hoon and water pipe tobacco	24 700	189 024	379 636	2 728 361
24031920	Manufactured tobacco for the manufacture of cigarettes,other than water pipe tobacco and Ang Hoon	693 785	2 071 632	3 344 377	12 641 684
24031991	Ang Hoon, packed not for retail sale	-	4 020	-	29 269
24031999	Smoking tobacco,w.o.n containing tobacco substitutes,packed not for retail sale,other than Ang Hoon & water pipe tobacco	107 523	436 087	1 434 250	6 395 537
24039110	Homogenised" or reconstituted tobacco, packed for retail sale	-	1	-	70
24039190	Homogenised" or reconstituted tobacco, packed not for retail sale	107 468	330 178	800 651	1 606 850
24039910	Tobacco extracts and essences	-	816	-	36 600
24039950	Chewing and sucking tobacco	-	6 960	-	10 138
24039990	Manufactured tobacco and manufactured tobacco substitutes, other than HS 2403.11.00 - 2403.99.50	273 639	907 054	4 703 102	22 492 575
25010010	Table salt	17 403	49 636	4 764	16 034
25010020	Unprocessed rock salt	41 325	61 625	1 930	2 845
25010050	Sea water	1 776	1 877	984	1 735
25010091	Salt with NaCl content >60% but <97%,calculated on dry basis,fortified with iodine	-	87	-	6

Tabel 3 : Ekspor Indonesia menurut Komoditi (Kode HS 8 digit)

Mei 2019

Kode H S	Uraian golongan barang	Berat bersih (Kg)		Nilai F.O.B. (U S \$)	
		Bulan ini	Kumulatif	Bulan ini	Kumulatif
(1)	(2)	(3)	(4)	(5)	(6)
25010099	Salt&pure NaCl,w.o.n in aqueous solution/containing added anti-caking/free-flowing agent,o.t HS 2501.00.10-2501.00.92	1	15	25	164
25030000	Sulphur of all kinds, other than sublimed sulphur, precipitated sulphur and colloidal sulphur	29 000	193 800	6 950	50 272
25059000	Natural sands,whether or not coloured,other than metal-bearing sands of Chapter 26,other than Silica sands&quartz sands	-	16 000	-	444
25070000	Kaolin and other kaolinic clays, whether or not calcined	21 554 994	35 430 205	1 141 786	3 009 341
25111000	Natural barium sulphate (barytes)	-	1 050 000	-	211 456
25131000	Pumice stone	7 581 375	41 454 918	541 150	2 780 759
25132000	Emery, natural corundum, natural garnet and other natural abrasives	-	168 000	-	4 964
25140000	Slate, whether or not roughly trimmed or merely cut, by sawing or otherwise, into blocks or slabs of a rectangular shape	89 700	468 680	13 297	59 366
25151210	Marble & travertine,Merely cut,by sawing/otherwise,into blocks a rectangular (including square)	4 226 226	16 351 640	642 106	2 441 679
25151220	Marble & travertine,Merely cut,by sawing/otherwise,into slabs a rectangular (including square)	25 895	43 547	12 598	23 826
25162010	Sandstone, crude or roughly trimmed	45 764	90 111	121 014	132 734
25162020	Sandstone, merely cut, by sawing or otherwise, into blocks or slabs of a rectangular (including square) shape	-	170	-	322
25169000	Porphyry, basalt and other monumental or building stone, other than HS 2516.11.00-2516.20.20	52 367	153 087	13 160	27 973
25171000	Pebbles,gravel,broken/crushed stone,used for concrete aggregates,for road metalling/railway/other ballast, shingle&flint	677 822 118	3 496 655 837	3 897 367	20 020 641
25173000	Tarred macadam	-	23 090	-	4 865
25174900	Granules, chippings and powder, of stones of heading 2515 or 2516, whether or not heat-treated, other than marble	418 358	1 865 740	68 835	315 665
25181000	Dolomite,not calcined/sintered,incl roughly trimmed/merely cut,by sawing/otherwise,into blocks/slabs of a rect. shape	40 000	90 000	5 778	9 953
25182000	Calcined or sintered dolomite, incl roughly trimmed/merely cut, by sawing/otherwise, into blocks/slabs of a rect. shape	-	20 000	-	4 100
25202090	Plasters, not of a kind suitable for use in dentistry	90 000	323 151	6 780	49 244
25221000	Quicklime	480 000	680 000	36 000	51 000
25222000	Slaked lime	5 400 000	17 160 000	491 000	1 596 322
25223000	Hydraulic lime	-	27 000	-	40 500
25231010	Cement clinkers, of a kind used in the manufacture of white cement	235 242 800	634 328 537	8 818 295	24 167 219
25231090	Cement clinkers, not of a kind used in the manufacture of white cement	482 512 950	2 015 793 817	17 848 061	74 521 999
25232100	Portland cement, white cement, whether or not artificially coloured	4 960 620	18 143 384	530 862	1 993 133
25232910	Portland cement, coloured cement	45 000 000	127 811 662	2 119 500	5 866 435
25232990	Portland cement, other than white cement and coloured cement	48 873 424	323 363 471	2 391 237	15 311 238
25239000	Slag cement, supersulphate cement and similar hydraulic cements, whether or not coloured or in the form of clinkers	2 298 099	90 852 435	143 820	4 476 391
25251000	Crude mica and mica rifted into sheets or splittings	-	8	-	137
25262010	Natural steatite, talc powder	87	13 929	562	16 703
25262090	Natural steatite, crushed	401	2 401	1 382	1 782
25291010	Potash feldspar, soda feldspar	-	2 000	-	234
25293000	Leucite,nepheline & nepheline syenite	250	250	203	203
25301000	Vermiculite, perlite & chlorites, unexpanded	-	200	-	40
25302010	Kieserite	-	50 000	-	4 186
25309010	Micronized zircon s& (zirconium silicate) of a kind used as an opacifier	560 000	2 041 000	941 236	3 420 902
25309090	Mineral substances other than HS 2530.10.00-2530.90.10	31 337 893	64 354 792	242 980	1 222 646
26011190	Iron ores & concentrates, other than roasted iron pyrites, non-agglomerated, non haematite & concentrates	126 632 574	419 132 574	1 487 378	4 765 203
26011290	Iron ores & concentrates, other than roasted iron pyrites, agglomerated, non haematite & concentrates	-	227 147 100	-	11 357 647
26020000	Manganese ores&concentrates, incl ferruginous manganese ores & concentrates, manganese content >= 20% on dry weight	-	137 500	-	66 825
26030000	Copper ores & concentrates	-	309 291 808	-	544 104 953

Tabel 3 : Ekspor Indonesia menurut Komoditi (Kode HS 8 digit)

Mei 2019

Kode H S	Uraian golongan barang	Berat bersih (Kg)		Nilai F.O.B. (U S \$)	
		Bulan ini	Kumulatif	Bulan ini	Kumulatif
(1)	(2)	(3)	(4)	(5)	(6)
26040000	Nickel ores & concentrates	2 449 968 000	10 764 798 000	77 939 444	335 170 716
26060000	Aluminium ores & concentrates	1 166 951 611	6 069 449 836	35 352 056	183 783 506
26070000	Lead ores & concentrates	2 138 540	6 386 100	3 586 665	9 287 710
26080000	Zinc ores & concentrates	7 773 030	20 360 260	5 336 108	13 748 467
26151000	Zirconium ores & concentrates	6 587 025	31 358 025	9 244 486	44 164 411
26180000	Granulated slag (slag sand) from the manufacture of iron or steel	55 269 747	88 481 321	1 294 108	4 339 130
26190000	Slag, dross (other than granulated slag), scalings & other waste from the manufacture of iron or steel	25 826 600	47 826 600	195 766	1 119 766
26201100	Slag, ash & residues containing mainly zinc, hard zinc spelter	100 952	760 779	186 523	1 752 954
26201900	Slag, ash & residues containing mainly zinc, other than hard zinc spelter	2 642 161	8 760 455	867 036	3 584 164
26202100	Slag, ash & residues containing mainly leaded gasoline sludges & leaded anti-knock compound sludges	218	218	166	166
26203000	Slag, ash & residues containing mainly copper	-	1	-	163
26204000	Slag, ash & residues containing mainly aluminium	260 000	880 947	610 389	685 287
26209100	Slag, ash & residues containing antimony, beryllium, cadmium, chromium or their mixtures	-	15 000	-	10 500
26209990	Slag, ash & residues other than 2620.11.00-2620.99.10	-	17 329	-	8 738
26211000	Ash & residues from the incineration of municipal waste	-	131 000	-	28 970
26219000	Slag and ash n.e.c. in chapter 26, including seaweed ash (kelp), other than from the incineration of municipal waste	162 000	1 670 550	37 437	376 404
27011100	Anthracite coal, whether or not pulverised, but not agglomerated	244 707 000	840 885 000	21 724 127	77 446 169
27011210	Bituminous coal, coking coal, whether or not pulverised, but not agglomerated	1 589 523 523	8 886 539 241	135 418 627	784 151 637
27011290	Bituminous coal, whether or not pulverised, but not agglomerated, other than coking coal	4 208 915 787	18 698 593 494	295 364 418	1 373 651 148
27011900	Coal, whether or not pulverised, but not agglomerated, other than anthracite and bituminous	26 438 466 048	127 505 969 154	1 258 157 044	5 988 387 004
27012000	Briquettes, ovoids & similar solid fuels manufactured from coal	-	24 000	-	5 880
27021000	Lignite, whether or not pulverised, but not agglomerated	8 596 545 360	39 956 249 265	298 678 036	1 296 268 823
27022000	Agglomerated lignite	2 721	2 721	67	67
27040010	Coke & semicoke of coal	43 677 700	87 969 582	12 694 406	20 079 863
27050000	Coal gas, water gas, producer gas & similar gases, other than petroleum gases & other gaseous hydrocarbons.	-	21	-	100
27071000	Benzol (benzene)	3 503 878	11 503 878	1 463 570	4 543 570
27074000	Naphthalene	162 820	507 420	97 429	294 450
27075000	Aromatic hydrocarbon mix of vol?65%(incl losses) distils at 250°C by ISO 3405 method, o.t benzol, toluol, xyloI, naphthalene	-	32 492 380	-	19 688 963
27079990	Oils and other products of the distillation of high temperature coal tar other than creosote oils&carbon black feedstock	186 438 354	277 125 985	41 221 199	84 451 333
27090010	Crude petroleum oils	298 510 384	1 447 345 123	155 210 590	682 095 801
27090020	Condensates	19 477 503	19 477 503	12 626 820	12 626 820
27101229	Motor spirit, unleaded, of below RON 90, blended other than ethanol	476 160	476 160	310 604	310 604
27101231	Aviation spirit, of a kind used in aviation piston-engines, 100 octane & above	-	2 548	-	4 251
27101250	White spirit	-	344	-	888
27101260	Low aromatic solvents containing by weight less than 1 % aromatic content	-	200	-	106
27101280	Naphtha, reformates & other preparations of a kind used for blending into motor spirits	-	57 960 970	-	38 323 033
27101292	Petroleum spirit, having a flashpoint of less than 23 °C	-	2 610	-	4 208
27101299	Petroleum spirit, having a flashpoint of more than 23 °C	-	31 458	-	31 141
27101941	Lubricating oil feedstock	17 364 324	130 860 454	14 698 806	107 964 780
27101942	Lubricating oils for aircraft engines	70	435	187	1 170
27101943	Lubricating oils other than feedstock and for aircraft engines	4 138 564	35 360 808	5 872 169	36 236 575
27101944	Lubricating greases	10 324	30 575	25 325	77 159
27101950	Hydraulic brake fluid	3 178	34 670	1 625	20 474
27101960	Transformer and circuit breakers oils	4	13 641	5	14 042
27101971	Automotive diesel fuel	34 406 810	107 133 764	22 556 303	65 648 917
27101972	Diesel fuel other than automotive diesel fuel	-	5 667 410	-	3 182 000

Tabel 3 : Ekspor Indonesia menurut Komoditi (Kode HS 8 digit)

Mei 2019

Kode H S	Uraian golongan barang	Berat bersih (Kg)		Nilai F.O.B. (U S \$)	
		Bulan ini	Kumulatif	Bulan ini	Kumulatif
(1)	(2)	(3)	(4)	(5)	(6)
27101981	Aviation turbine fuel (jet fuel) having a flash point of 23 °C or more	23 520	624 652	17 232	429 019
27101989	Medium oils and preparations, nec in heading 2710.12-2710.19	-	320	-	1 566
27101990	Petroleum oils, by weight?70%of petroleum oils of bituminous minerals (o.t crude)&preparations nes/incl, nec 2710.12-19	1 668 941	6 471 416	1 067 558	3 938 992
27102000	Petroleum oils&oils obtained from bituminous minerals(oth crude), contain biodiesel, other than waste oils	3 000	3 105	1 350	1 423
27109900	Waste oils,contain oth polychlorinated biphenyls, polychlorinated terphenyls (PCTs)/polybrominated biphenyls (PBBs)	1 217 510	4 870 541	480 956	1 767 904
27111100	Liquefied,natural gas	1 130 975 756	5 036 020 494	387 986 693	2 277 472 071
27111490	Liquefied propylene, butylene & butadiene	-	9 176 968	-	7 226 333
27111900	Petroleum gases&oth gaseous hydrocarbons,liquefied,oth natural gas,propane,butanes,ethylene,propylene,butylene,butadiene	42 400	184 100	31 111	127 500
27112190	In gaseous state,natural gas, other than of a kind used as a motor fuel	1 009 128 180	3 746 641 848	502 539 903	1 891 156 120
27112900	Petroleum gases and other gaseous hydrocarbons, in gaseous state, other than natural gas	-	137	-	110
27121000	Petroleum jelly	55 320	150 420	74 531	198 770
27122000	Paraffin wax containing by weight less than 0.75 % of oil	-	5 660	-	11 809
27129010	Paraffin wax containing by weight more than 0.75 % of oil	202 790	1 015 189	161 014	786 894
27129090	Microcrystalline petroleum wax, slack wax, ozokerite, lignite wax, peat wax, other mineral waxes	1 236 759	5 297 164	849 290	3 550 100
27131100	Petroleum coke,not calcined	497 740	54 710 646	152 301	12 481 564
27131200	Petroleum coke ,calcined	40 000	16 986 770	16 875	6 525 633
27132000	Petroleum bitumen	-	34 100	-	15 004
27139000	Residues of petroleum oils or of oils obtained from bituminous minerals, other than petroleum coke and petroleum bitumen	71 143 797	501 794 767	32 099 428	211 890 570
27141000	Bituminous or oil shale & tar sands	18 620	37 240	6 566	13 916
27149000	Bitumen & asphalt, natural, asphaltites & asphaltic rocks	2 735 226	3 171 076	329 705	554 307
27150010	Polyurethane tar coatings	-	63	-	5 508
27150090	Bituminous mixtures other than polyurethane tar coatings	6	24 006	559	25 356
28011000	Chlorine	-	850	-	813
28012000	Iodine	-	12 000	-	315 019
28020000	Sulphur, sublimed or precipitated, colloidal sulphur	1 250	9 570 052	3 450	4 394 079
28030020	Acetylene black	7 000	8 000	17 850	23 432
28030041	Carbon blacks of a kind used for rubber processing, other than acetylene black	1 593 200	6 284 505	1 960 835	8 482 527
28030090	Carbon (carbon blacks & other forms of carbon), other than acetylene black and carbon blacks	-	9 122	-	28 371
28042100	Rare gases, argon	504 260	961 240	159 086	318 475
28042900	Rare gases other than argon	16 197	231 137	144 509	717 051
28043000	Nitrogen	9 393	39 393	1 969	14 510
28044000	Oxygen	12 100	112 975	1 135	15 095
28046100	Silicon containing by weight not less than 99.99 % of silicon	-	50	-	373
28051200	Alkali or alkalineearth metals, calcium	-	50	-	3
28051900	Alkali or alkaline-earth metals, other than sodium and calcium	0	7	711	4 553
28054000	Mercury	-	7 160	-	64
28080000	Nitric acid, sulphonitric acids	0	960	0	816
28111200	Hydrogen cyanide (hydrocyanic acid)	-	630	-	819
28111920	Aminosulphonic acid (sulphamic acid)	1 543 618	7 562 576	945 379	4 659 995
28112100	Carbon dioxide	1 800	15 633	328	3 951
28112210	Silicon dioxide, in powder form	509 366	2 083 728	961 355	3 719 359
28112290	Silicon dioxide, other than powder form	909 310	3 474 123	1 234 056	4 605 034
28129000	Halides and halide oxides of non-metals other than chloride & chloride oxides	-	3 000	-	24 000
28131000	Carbon disulphide	276 180	1 709 280	138 342	869 223
28141000	Anhydrous ammonia	141 256 772	708 417 990	32 940 599	184 205 363
28142000	Ammonia in aqueous solution	-	8 000	-	11 555
28151100	Sodium hydroxide (caustic soda), Solid	525 000	2 299 311	240 832	1 152 570
28151200	Sodium hydroxide (caustic soda), In aqueous solution (soda lye or liquid soda)	48 256 062	107 202 795	10 487 134	21 240 124
28152000	Potassium hydroxide (caustic potash)	73	84	1 362	1 556

Tabel 3 : Ekspor Indonesia menurut Komoditi (Kode HS 8 digit)

Mei 2019

Kode H S	Uraian golongan barang	Berat bersih (Kg)		Nilai F.O.B. (U S \$)	
		Bulan ini	Kumulatif	Bulan ini	Kumulatif
(1)	(2)	(3)	(4)	(5)	(6)
28161000	Hydroxide & peroxide of magnesium	-	2	-	5
28170010	Zinc oxide	872 800	3 482 800	2 483 879	9 458 178
28181000	Artificial corundum, whether or not chemically defined	300	900	665	2 004
28182000	Aluminium oxide, other than artificial corundum	82 080 687	410 491 088	33 399 193	167 599 122
28183000	Aluminium hydroxide	1 714 800	7 736 275	490 383	2 330 513
28211000	Iron oxides & hydroxides	114 223	394 419	25 529	87 249
28212000	Earth colours containing 70 % or more by weight of combined iron evaluated as Fe2O3	-	200	-	282
28230000	Titanium oxides	594 000	2 403 000	504 900	1 528 470
28252000	Lithium oxide & hydroxide	-	5 992	-	110 988
28255000	Copper oxides & hydroxides	44 515	44 515	54 912	54 912
28256000	Germanium oxides & zirconium dioxide	-	12	-	887
28257000	Molybdenum oxides & hydroxides	-	36 270	-	19 936
28261200	Fluorides of aluminium	438 010	2 299 290	507 190	2 620 250
28261900	Fluorides, other than of aluminium	1 975	26 205	69	9 051
28263000	Sodium hexafluoroaluminate (synthetic cryolite)	-	34	-	3
28271000	Ammonium chloride	200	3 446	436	9 948
28272010	Calcium chloride, containing 73 % - 80 % by weight	166	968	835	5 918
28272090	Calcium chloride, containing < 73 % and > 80 % by weight	142 910	447 926	341 662	1 060 070
28273100	Chlorides other than ammonium chloride and calcium chloride, of magnesium	-	2 365	-	1 698
28273200	Chlorides other than ammonium chloride and calcium chloride, of aluminium	340 650	2 065 280	153 375	921 403
28273910	Chlorides other than ammonium chloride and calcium chloride, of barium or of cobalt	-	2	-	38
28273920	Chlorides other than ammonium chloride and calcium chloride, of iron	478	2 289	2 295	16 410
28273990	Chlorides other than ammonium chloride and calcium chloride, of o.t magnesium, aluminium, nickel,barium/cobalt,iron,zinc	9 600	28 800	54 380	162 138
28274100	Chloride oxides & chloride hydroxides, of copper	-	63	-	1 375
28274900	Chloride oxides & chloride hydroxides, other than of copper	21 000	21 000	21 160	21 160
28275100	Bromides of sodium or of potassium	1 750	472 150	2 993	734 760
28275900	Bromides and bromide oxides, other than bromides of sodium or of potassium	170 000	170 000	263 500	263 500
28281000	Commercial calcium hypochlorite & other calcium hypochlorites	-	26	-	20
28289010	Sodium hypochlorite	385	4 010	213	2 298
28299090	Perchlorates other than sodium, bromates & perbromates, iodates & periodates	22 040	65 560	18 176	57 705
28311000	Dithionites & sulphoxylates of sodium	-	4 183	-	34 510
28321000	Sodium sulphites	2 025	22 900	1 033	10 881
28331100	Disodium sulphate	11 773 000	29 629 203	759 989	2 226 983
28331900	Sodium sulphates, other than disodium sulphate	-	6	-	1
28332210	Sulphates of aluminium, commercial grade	60 000	400 000	14 335	98 875
28332290	Sulphates of aluminium, non commercial grade	3 440 750	13 628 750	632 432	2 588 006
28332700	Sulphates of barium	2 000	9 000	960	4 320
28332930	Sulphates of chromium	-	50	-	3 544
28333000	Alums	-	40 000	-	9 200
28341000	Nitrites	25	25	34	34
28342100	Nitrates of potassium	-	8 000	-	12 934
28351000	Phosphinates (hypophosphites) & phosphonates (phosphites)	-	3 917	-	26 893
28352200	Phosphates of mono- or disodium	-	0	-	2
28352400	Phosphates of potassium	675	3 660	2 640	10 153
28352590	Calcium hydrogenorthophosphate (dicalciumphosphate), non feed grade	1	28 876	1	30 946
28352600	Phosphates of calcium other than calcium hydrogenorthophosphate	-	75 125	-	9 338
28352990	Phosphates other than of mono- or disodium, potassium, calcium, trisodium	-	80	-	457
28353100	Sodium triphosphate (sodium tripolyphosphate)	21 540	130 150	21 056	157 795
28353990	Polyphosphates other than sodium triphosphate, tetrasodium pyrophosphate	-	8 000	-	40 320
28362000	Disodium carbonate	1 048 125	5 099 205	418 436	2 033 134
28363000	Sodium hydrogencarbonate (sodium bicarbonate)	-	18 711	-	11 601
28365010	Calcium carbonate, food or pharmaceutical grade	120 000	718 000	52 642	308 819

Tabel 3 : Ekspor Indonesia menurut Komoditi (Kode HS 8 digit)

Mei 2019

Kode H S	Uraian golongan barang	Berat bersih (Kg)		Nilai F.O.B. (U S \$)	
		Bulan ini	Kumulatif	Bulan ini	Kumulatif
(1)	(2)	(3)	(4)	(5)	(6)
28365090	Calcium carbonate, non food or pharmaceutical grade	919 022	3 990 537	281 648	1 201 365
28369910	Commercial ammonium carbonate	-	37 500	-	79 853
28371900	Cyanides and cyanide oxides, other than of sodium	3	3	2	2
28391910	Sodium silicates	1 169 880	6 632 372	301 894	1 778 872
28399000	Silicates; commercial alkali metal silicates, other than of sodium	-	45 084	-	32 356
28402000	Borates other than disodium tetraborate (refined borax)	40 500	175 500	38 967	173 687
28417000	Molybdates	-	11	-	2 805
28421000	Double/complex silicates,includ aluminosilicates whether or not chemical defined	22 979	75 085	1 163	4 051
28432900	Silver compounds other than silver nitrates	1	13	1 322	67 347
28433000	Gold compounds	50	400	1 567 559	12 302 609
28439000	Compounds other than silver and gold; amalgams of precious metals	6	100	141 323	223 214
28441090	Alloys, dispersions (incl cermets), ceramic products & mixtures containing natural uranium/natural uranium compounds	53	53	97	97
28444010	Radioactive elements & isotopes & compounds o.t those of subheading 2844.10, 2844.20 or 2844.30; radioactive residues	619	949	38 096	43 002
28444090	Alloys, dispersions (including cermets), ceramic products & mixtures containing these elements, isotopes or compounds	48	477	100	138 054
28470010	Hydrogen peroxide, whether or not solidified with urea, in liquid form	670 360	3 560 860	265 493	1 371 048
28470090	Hydrogen peroxide, whether or not solidified with urea, other than liquid form	1 641 410	7 367 970	702 536	3 271 356
28491000	Carbides of calcium, whether or not chemically defined	378 000	1 242 000	282 582	941 328
28492000	Carbides of silicon, whether or not chemically defined	150	908	3	760
28500000	Hydrides,nitrides,azides,silicides&borides,w.o.n chemically defined,oth compounds which are also carbides of HS 28.49	-	253	-	630
28539090	Phosphide,ex ferrophosphorus;oth inorganic;liquid;compres;amalgam-air,oth amalgam precious metal,nec HS 28531000-28539090	1 100	1 523	1 334	1 589
29011000	Acyclic hydrocarbons, saturated	29	29	89	89
29012100	Ethylene, unsaturated	13 102 138	45 604 327	12 316 026	44 057 088
29012200	Propene (propylene), unsaturated	280	280	1 400	1 400
29012300	Butene (butylene) & isomers thereof, unsaturated	17 183 836	73 150 318	10 657 514	41 635 917
29012400	Buta-1,3-diene & isoprene, unsaturated	5 901 426	19 805 426	5 660 219	20 244 989
29012910	Acetylene, unsaturated	1 800	22 741	569	8 554
29012990	Acyclic hydrocarbons, unsaturated, other than HS 2901.21.00-2901.29.20	-	117	-	13 051
29021900	Cyclanes, cyclenes & cycloterpenes, other than cyclohexane	30	480 388	2 363	2 668 744
29022000	Benzene	-	17 655 454	-	10 055 689
29024300	p-Xylene	30 048 139	206 264 397	28 478 866	215 442 312
29025000	Styrene	19 162 787	69 933 846	19 531 597	70 480 353
29029020	Alkylbenzenes other than Dodecylbenzene	-	50	-	540
29029090	Cyclic hydrocarbons, other than HS 2902.11.00-2902.90.20	1 459	37 619	16 254	87 934
29031110	Chloromethane (methyl chloride)	-	6 500	-	6 175
29031500	Ethylene dichloride (ISO) (1,2-dichloroethane)	25 308 927	130 559 597	9 260 575	51 391 324
29032100	Vinyl chloride (chloroethylene)	21 504 377	61 460 301	13 645 270	40 464 088
29033910	Bromomethane (methyl bromide)	-	7 713	-	6 865
29033990	Fluorinated, brominated or iodinated derivatives of acyclic hydrocarbons, other than hs 2903.31.00-2903.39.10	200	731	2 000	8 850
29039900	Cyclic hydrocarbons, other than HS 2903.91.00-2903.94.00	-	2 000	-	13 800
29041000	Derivatives containing only sulpho groups, their salts & ethyl esters	-	504	-	4 830
29049900	Sulphonated, nitrated or nitrosated derivatives of hydrocarbons, other than 2904.10.00-2904.91.00	-	2 995	-	2 514
29051100	Methanol (methyl alcohol)	24 229 008	137 363 783	5 411 222	31 796 421
29051200	Propan-1-ol (propyl alcohol) & propan-2-ol (isopropyl alcohol)	-	13 008	-	3 861
29051300	Butan-1-ol (n-butyl alcohol)	-	1	-	6
29051400	Butanols, other than Butan-1-ol	750 915	5 538 875	526 903	3 807 635
29051600	Octanol (octyl alcohol) & isomers thereof	10 244 504	46 038 167	11 560 560	49 335 875

Tabel 3 : Ekspor Indonesia menurut Komoditi (Kode HS 8 digit)

Mei 2019

Kode H S	Uraian golongan barang	Berat bersih (Kg)		Nilai F.O.B. (U S \$)	
		Bulan ini	Kumulatif	Bulan ini	Kumulatif
(1)	(2)	(3)	(4)	(5)	(6)
29051700	Dodecan-1-ol (lauryl alcohol), hexadecan-1-ol (cetyl alcohol) & octadecan-1-ol (stearyl alcohol)	4 750 300	14 389 366	5 746 175	17 690 470
29051900	Saturated monohydric alcohols, other than 2905.11-2905.17	605 640	2 450 656	1 126 501	5 564 450
29052200	Acyclic terpene alcohols	-	591	-	134 587
29052900	Unsaturated monohydric alcohols other than acyclic terpene alcohols	2 720	8 202	9 566	32 661
29053100	Ethylene glycol (ethanediol)	773 900	11 524 830	520 198	7 207 811
29053200	Propylene glycol (propane1,2diol)	22 820	81 980	3 651	18 278
29053900	Diols other than ethylene glycol (ethanediol) & propylene glycol (propane 1, 2 diol)	62	57 492	2 711	309 020
29054200	Pentaerythritol	-	1 000	-	3 010
29054400	Dglucitol (sorbitol)	6 057 156	25 718 552	4 008 032	17 187 452
29054500	Glycerol	37 033 254	180 336 117	19 164 463	99 108 679
29061100	Menthol	-	234	-	7 075
29061300	Sterols & inositols	-	50	-	2 184
29061900	Cyclanic,cyclenic/cycloterpenic,other than menthol,cyclohexanol,methylcyclohexanols&dimethylcyclohexanol,sterol&inositol	-	187	-	10 762
29062900	Cyclic alcohols&their halogenated, sulphonated, nitrated or nitrosated derivatives, aromatic, other than benzyl alcohol	-	150	-	10 504
29071100	Phenol (hydroxybenzene) & its salts	14 427	106 017	79 164	1 130 481
29071200	Cresols & their salts	1	1	29	29
29071300	Octylphenol, nonylphenol & their isomers , salts thereof	157 150	671 910	228 481	977 922
29071900	Monophenols, other than HS 2907.11.00-2907.15.00	400	1 602	2 400	9 778
29072200	Hydroquinone (quinol) & its salts	-	1 000	-	10 500
29072300	4,4'E-Isopropylidenediphenol (bisphenol A, diphenylolpropane) & its salts	72 000	166 000	139 805	321 845
29072990	Polyphenols, other than HS 2907.21.00-2907.23.00	-	335	-	2 602
29081900	Derivatives containing only halogen substituents & their salts, other than pentachlorophenol (ISO)	16 000	30 000	146 530	276 801
29089900	Halogenated,sulphonated,nitrated/nitrosated derivatives of phenols/phenol-alcohols,other than HS 2908.11.00-2908.92.00	40 000	228 000	74 008	436 819
29091900	Acyclic ethers & their halogenated, sulphonated, nitrated or nitrosated derivatives, other than diethyl ether	43	4 967 994	360	26 368 786
29092000	Cyclanic, cyclenic or cycloterpenic ethers & their halogenated, sulphonated, nitrated or nitrosated derivatives	-	125	-	3 138
29093000	Aromatic ethers & their halogenated, sulphonated, nitrated or nitrosated derivatives	65 950	207 266	653 127	2 689 256
29094100	2,2'Oxydiethanol (diethylene glycol, digol)	266 670	675 115	167 208	438 458
29094900	Ether-alcohols & their halogenated, sulphonated, nitrated or nitrosated derivatives,other than HS 2909.41.00-2909.44.00	4 806	60 307	15 991	179 997
29095000	Ether-phenols, ether-alcohol-phenols & their halogenated, sulphonated, nitrated or nitrosated derivatives	165 676	925 965	3 369 256	19 276 214
29096000	Alcohol peroxides, ether peroxides, ketone peroxides & their halogenated, sulphonated, nitrated/nitrosated derivatives	170 108	995 644	444 371	2 650 665
29103000	1-Chloro-2,3-epoxypropane (epichlorohydrin)	14	14	15	15
29109000	Epoxide,epoxyalcohol,epoxyphenol&epoxyether,w/a 3member ring,&their halogenat,sulphonat,nitrat,nec subhead 291010-291050	200	229	895	5 063
29110000	Acetals&hemiacetals,w.o.n with other oxygen function,&their halogenated,sulphonated,nitrated/nitrosated derivatives	-	367	-	13 029
29121110	Formalin	-	216 000	-	82 703
29121190	Methanal (formaldehyde), other than formalin	-	339	-	874
29121200	Ethanal (acetaldehyde)	-	7	-	337
29121900	Acyclic aldehydes without other oxygen function, other than methanal & ethanal (acetaldehyde)	85 286	187 567	250 583	584 264
29122900	Cyclic aldehydes without other oxygen function,other than benzaldehyde	5	445	258	111 183
29124100	Vanillin (4-hydroxy-3-methoxybenzaldehyde)	21 029	88 920	1 222 034	5 106 903
29124200	Ethylvanillin (3-ethoxy-4-hydroxybenzaldehyde)	-	10	-	154
29124990	Aldehyde-alcohols, aldehyde-ethers, aldehyde-phenols & aldehydes with other oxygen function,o.t HS 2912.41.00-2912.49.10	-	16	-	809
29126000	Paraformaldehyde	1 000 000	6 109 608	684 987	4 038 995

Tabel 3 : Ekspor Indonesia menurut Komoditi (Kode HS 8 digit)

Mei 2019

Kode H S	Uraian golongan barang	Berat bersih (Kg)		Nilai F.O.B. (U S \$)	
		Bulan ini	Kumulatif	Bulan ini	Kumulatif
(1)	(2)	(3)	(4)	(5)	(6)
29141900	Acyclic ketones without other oxygen function, other than HS 2914.11-2914.13	3	62	7 138	10 068
29142300	Ionones & methylionones	10	10	273	273
29142910	Camphor	10 193	21 200	52 245	108 736
29142990	Cyclanic, cyclenic or cycloterpenic ketones without other oxygen function, other than HS 2914.22.00-2914.29.10	8	1 088	6 527	26 976
29143900	Aromatic ketones without other oxygen function, other than phenylacetone (phenylpropan-2-one)	490	795	118 075	179 441
29144000	Ketone-alcohols & ketone-aldehydes	-	207	-	5 084
29145000	Ketone-phenols & ketones with other oxygen function	10	10	1 581	1 581
29151100	Formic acid	-	135 200	-	66 546
29151200	Salts of formic acid	-	3	-	0
29151300	Esters of formic acid	25	30	654	799
29152100	Acetic acid	2 002	2 454	2 741	4 459
29153100	Ethyl acetate	-	4 831	-	18 205
29153200	Vinyl acetate	12 096	45 096	15 828	27 948
29153300	n-Butyl acetate	158 400	158 400	157 390	157 390
29153990	Esters of acetic acid, other than Ethyl/Vinyl/n-Butyl /Dinoseb (ISO)/Isobutyl/2- Ethoxyethyl acetate	6 727	27 055	203 427	796 494
29155000	Propionic acid, its salts & esters	2	237	23	2 013
29156000	Butanoic acids, pentanoic acids, their salts & esters	134	839	1 803	12 842
29157010	Palmitic acid, its salts & esters	9 520 428	49 989 803	6 989 147	37 654 453
29157020	Stearic acid	1 044 915	2 800 670	571 949	2 078 548
29157030	Salts & esters of stearic acid	233 000	1 086 960	228 123	1 095 373
29159010	Acetyl chloride	-	2	-	2
29159020	Lauric acid, myristic acid, their salts & esters	12 333 862	62 314 349	10 457 065	55 816 670
29159030	Caprylic acid, its salts & esters	1 159 712	3 558 102	2 903 303	9 427 925
29159040	Capric acid, its salts & esters	1 063 728	3 662 550	2 283 268	7 992 687
29159090	Saturated acyclic monocarboxylic acids&their anhydrides,halides,peroxides&peroxyacids,oth HS 2915.11.00-2915.90.40	754 527	3 556 374	2 602 675	11 920 785
29161100	Acrylic acid & its salts, unsaturated	2 542 570	13 205 655	2 602 963	13 228 089
29161200	Esters of acrylic acid, unsaturated	4 447 205	17 026 136	5 837 372	22 886 538
29161300	Methacrylic acid & its salts, unsaturated	-	4 080	-	69 628
29161410	Methyl methacrylate, unsaturated	395 200	2 050 480	452 010	2 439 078
29161500	Oleic, linoleic or linolenic acids, their salts & esters, unsaturated	163 930	2 052 587	179 364	1 809 782
29161900	Unsaturated acyclic monocarboxylic acid,their anhydride,halide,peroxide/xyacid&their derivativ,oth 2916.11.00-2916.16.00	-	1 536	-	9 885
29162000	Cyclanic,cyclenic/cycloterpenic monocarboxylic acids,their anhydrides,halides,peroxides,peroxyacids&their derivatives	10	65	1 235	11 631
29163100	Benzoic acid, its salts & esters	1 570	16 895	7 017	62 748
29163200	Benzoyl peroxide & benzoyl chloride	106 320	439 320	317 503	1 341 964
29163910	2,4-Dichlorophenyl acetic acid & its salts & esters	5	6	356	583
29163990	Aromatic monocarboxylic acid,their anhydrides,halides,peroxides,peroxyacids&their derivativ,oth HS 2916.31.00-2916.39.20	8 780	10 596	52 666	114 091
29171400	Maleic anhydride	50 625	3 130 050	60 927	3 340 716
29171900	Acyclic polycarboxylic acid,their anhydride,halide,peroxide,peroxyacid&their derivatives,oth HS 2917.13.00-2917.14.00	97 625	399 165	140 469	616 274
29172000	Cyclanic,cyclenic/cycloterpenic polycarboxylic acids,their anhydrides,halides,peroxides,peroxyacids&their derivatives	-	2 600	-	4 820
29173200	Diocetyl orthophthalates	116 200	1 028 200	142 637	1 274 934
29173300	Dinonyl or didecyl orthophthalates	-	400	-	400
29173490	Esters of orthophthalic acid, other than dibutyl orthophthalates,dioctyl orthophthalates,dinonyl/didecyl orthophthalates	-	60	-	1 933
29173500	Phthalic anhydride	522 000	8 264 000	528 699	7 766 486
29173600	Terephthalic acid & its salts	12 001 500	24 575 360	9 148 105	19 476 390
29173920	Phthalic compounds of a kind used as plasticisers & esters of phthalic anhydride	-	17 600	-	29 221
29173990	Aromatic polycarboxylic acid,their anhydride,halide,peroxide,peroxyacid&their derivtv,oth than HS 2917.32.00-2917.39.20	6	10 857	6	21 508
29181100	Lactic acid, its salts & esters	50 000	115 002	82 360	191 920

Tabel 3 : Ekspor Indonesia menurut Komoditi (Kode HS 8 digit)

Mei 2019

Kode H S	Uraian golongan barang	Berat bersih (Kg)		Nilai F.O.B. (U S \$)	
		Bulan ini	Kumulatif	Bulan ini	Kumulatif
(1)	(2)	(3)	(4)	(5)	(6)
29181300	Salts & esters of tartaric acid	80	80	260	260
29181400	Citric acid	1 100	11 830	1 500	9 686
29181510	Calcium citrate	-	8	-	13
29181590	Salts & esters of citric acid, other than calcium citrate	2 025	11 944	6 193	18 057
29181600	Gluconic acid, its salts & esters	-	210	-	1 496
29182100	Salicylic acid & its salts	-	1 700	-	16 115
29182990	CarboxylicAcid w/ phenol funct but w/o O2 funct,its anhydrid,halid,peroxid/xyacid&its derivativ,oth HS 2918.21.00-.29.10	-	11 209	-	74 960
29183000	Carboxylic Acid w/ aldehyde/ketone funct but w/o oxygen funct,its anhydrides,halides,peroxides/xyacids&its derivatives	-	57	-	6 367
29189900	CarboxylicAcid w/ aldehyde/ketone funct but w/o O2 funct,its anhydrid,halid,peroxid/xyacid&its derivativ,oth HS 2918.91	25	2 695	662	6 575
29199000	Phosphoric ester&their salt,incl lactophosphat,their halogenate,sulphonat,nitrate/nitrosat deriv,oth than tris phosphate	-	1	-	15
29209000	Ester of inorganic acid of non-metal (excl of hydrogen halides)&its salts/halogenat/sulphonat/nitrat,oth HS 292010-.30	62 038	306 887	490 460	2 452 573
29211900	Acyclic monoamines & their derivatives, salts thereof, other than HS 2921.11.00 - 2921.14.00	12 500	61 291	42 000	206 531
29212100	Ethylenediamine & its salts	-	1 480	-	2 327
29212200	Hexamethylenediamine & its salts	-	20 000	-	66 000
29212900	Acyclic polyamines&their derivatives,salts thereof,Other than ethylenediamine&its salts,Hexamethylenediamine & its salts	3 675	3 675	11 483	11 483
29213000	Cyclanic, cyclenic or cycloterpenic mono- or polyamines, & their derivatives, salts thereof	-	48	-	556
29214300	Toluidines & their derivatives, salts thereof	-	200	-	6 450
29215100	o-, m-, p-Phenylenediamine, diaminotoluenes & their derivatives, salts thereof	-	11 000	-	33 288
29221500	Triethanolamine	0	0	1	1
29221700	Methyldiethanolamine & ethyldiethanolamine	-	10	-	310
29221920	D-2-Amino-n-butyl-alcohol	360	360	1 094	1 094
29222100	Aminohydroxynaphthalenesulphonic acids & their salts	1 000	1 000	1 134	1 134
29222900	Amino?naphthol&other amino-phenol,oth contain >1 kind of O2 function,their ethers&ester; salts thereof, oth HS 2922.21.00	1	1	15	15
29224100	Lysine & its esters; salts thereof	16 655 921	93 863 286	14 273 861	82 294 316
29224210	Glutamic acid	1 292 000	7 087 100	1 892 780	9 771 068
29224220	Monosodium glutamate (MSG)	9 668 908	45 931 924	13 316 109	62 237 713
29224290	Salts, other than Glutamic acid & Monosodium glutamate (MSG)	-	280 045	-	115 307
29224900	Amino-acids, o.t those containing> one kind of oxygen function&their ester,salt thereof, o.t HS 2922.41.00-2922.44.00	50	1 878	545	16 220
29231000	Choline & its salts	-	998	-	5 484
29232010	Lecithins, whether or not chemically defined	-	2 003	-	10 018
29232090	Phosphoaminolipids	-	873	-	1 816
29239000	Quaternary amonium salt&hydroxid,lecithin&oth phosphoaminolipid,whether/not chemicaly define,oth thn HS29233000-29234000	11 000	24 250	59 146	80 466
29241210	Fluoroacetamide (ISO) & phosphamidon (ISO)	9 600	39 640	10 608	43 395
29241910	Carisoprofol	8 000	8 000	34 067	34 067
29241990	Acyclic amides (including acyclic carbamates) & their derivatives; salts thereof, other than HS 2924.11.10-2924.19.10	583 051	2 951 073	559 244	3 233 428
29242190	Ureines & their derivatives; salts thereof, o.t 4-Ethoxyphenylurea (dulcin), Diuron & monuron	3 000	3 000	31 200	31 200
29242990	Cyclic amides (including cyclic carbamates) & their derivatives; salts thereof,other than HS 2924.29.10 - 2924.29.30	8 000	8 000	162 240	162 240
29251100	Saccharin & its salts	-	96 100	-	601 001
29252900	Imines & their derivatives; salts thereof,Other than chlordimeform (ISO)	5 325	102 645	25 952	554 231

Tabel 3 : Ekspor Indonesia menurut Komoditi (Kode HS 8 digit)

Mei 2019

Kode H S	Uraian golongan barang	Berat bersih (Kg)		Nilai F.O.B. (U S \$)	
		Bulan ini	Kumulatif	Bulan ini	Kumulatif
(1)	(2)	(3)	(4)	(5)	(6)
29269000	Nitrile-function compound, other than HS 2926.10.00 to 2926.40.00	101	280	1 343	7 303
29270010	Azodicarbonamide	2 130 677	10 478 562	6 535 321	31 929 142
29270090	Diazo-, azo- or azoxy-compounds other than Azodicarbonamide	2 401	7 226	8 138	23 932
29280090	Organic derivatives of hydrazine or of hydroxylamine other than Linuron	959	22 759	17 678	151 020
29291020	Isocyanates, Toluene diisocyanate	-	270	-	255
29291090	Compounds Isocyanates with other nitrogen function other than Diphenylmethane diisocyanate (MDI) & Toluene diisocyanate	40 413	231 582	181 732	1 015 317
29299010	Sodium cyclamate	334 250	2 424 677	625 931	4 861 701
29299090	Compounds with other nitrogen function other than Isocyanates and Cyclamates	-	25	-	468
29304000	Methionine	-	826	-	7 636
29309010	Dithiocarbonates	-	1	-	19
29309090	Organo-sulphur compounds, other than HS 2930.20.00 to 2930.90.90	24 047	148 390	507 957	3 051 870
29311020	Tetraethyl lead	-	2 152	-	10
29313900	Organo-phosphorous derivatives, other than HS 2931.31.00-2931.38.00	84 544	126 816	151 492	232 655
29319049	Organoarsenic compounds, Other than In liquid form	-	4 480	-	10 738
29319090	Organo-inorganic compounds other than HS 2931.10.10-2931.90.50	26 133	276 712	38 608	525 721
29321200	2Furaldehyde (furfuraldehyde)	-	25	-	271
29321300	Furfuryl alcohol & tetrahydrofurfuryl alcohol	-	490	-	7 249
29321900	Compounds containing an unfused furan ring (whether or not hydrogenated) in the structure, o.T HS 2932.11.00-2932.14.00	314	774	116 865	132 963
29322090	Lactones, Other than Coumarin N(1,2Benzopyrone) methylcoumarins & ethylcoumarin	10	438	585	11 308
29329910	Carbofuran	-	46	-	2 355
29331100	Phenazone (antipyrin) & its derivatives	-	12	-	708
29331900	Compounds contain an unfused pyrazole ring (hydrogenated/not)in the structure,not Phenazone (antipyrin)&its derivatives	-	142	-	1 376
29332100	Hydantoin & its derivatives	75 500	172 175	148 094	502 463
29332900	Compounds containing an unfused imidazole ring (hydrogenated/not)in the structure,not Hydantoin&its derivatives	11 250	14 302	191 382	232 207
29333100	Pyridine & its salts	-	4	-	51
29333910	Chlorpheniramine & isoniazid	-	1	-	420
29333930	Paraquat salts	-	42 020	-	58 198
29333990	Compounds containing an unfused pyridine ring (whether or not hydrogenated) in the structure,ot than HS29333100-29333930	-	640	-	10 240
29335990	Compound contain aPyrimidine ring (whether/not hydrogenated)/piperazine ring inThe structure,ot than HS29335200-29335910	14	2 762	4 188	10 909
29336100	Melamine	-	1 950	-	10 684
29336900	Compounds containing an unfused triazine ring (whether or not hydrogenated) in the structure, other than Melamin	6 000	28 903	16 965	76 236
29337900	Lactams, other than 6Hexanelactam (epsiloncaprolactam) & Clobazam (INN) & methypylon (INN)	1	1	2	2
29339100	Alprazolam(INN), camazepam,chlordiazepo xide(INN), clonazepam,etc,salts thereof	0	0	1	1
29339910	Mebendazole & parbendazole	-	12	-	2 176
29339990	Heterocyclic compounds with nitrogen hetero-atom(s) only oth than 2933.11.00-2933.99.10	2 099 440	10 388 040	9 602 070	48 128 606
29341000	Compounds containing an unfused thiazole ring (whether or not hydrogenated) in the structure	-	61	-	9 157
29342000	Compounds containing in the structure a benzothiazole ringsystem (whether or not hydrogenated), not further fused	-	2 001	-	6 784
29349910	Nucleic acids & their salts	1 006 389	4 954 805	5 800 943	28 035 902
29349920	Sultones, sultams, diltiazem	802	2 640	283 959	922 395

Tabel 3 : Ekspor Indonesia menurut Komoditi (Kode HS 8 digit)

Mei 2019

Kode H S	Uraian golongan barang	Berat bersih (Kg)		Nilai F.O.B. (U S \$)	
		Bulan ini	Kumulatif	Bulan ini	Kumulatif
(1)	(2)	(3)	(4)	(5)	(6)
29349990	Nucleic acids&their salts,whether or not chemically define,oth heterocyclic comp n.e.c. HS 2934.10.00-2934.99.50	174 502	758 016	2 398 597	10 092 209
29359000	Sulphonamides other than HS 2935.10.00-2935.50.00	61 970	323 280	580 000	2 914 758
29362100	Vitamin A & their derivatives	-	3 283	-	160 500
29362200	Vitamin B1 & its derivatives	-	426	-	342
29362400	D or DLPantothenic acid (Vitamin B3 or Vitamin B5) & its derivatives	3 084	10 073	800	2 300
29362500	Vitamin B6 & its derivatives	-	1	-	0
29362600	Vitamin B12 & its derivatives	552	1 305	60 245	131 801
29362700	Vitamin C & its derivatives	0	42 000	9	204 266
29362800	Vitamin E & its derivatives	819	19 130	17 085	417 836
29362900	Vitamins; n.e.c. in HS 2936.21.00-2936.28.00, and their derivatives, unmixed	3 918	37 069	4 953	125 007
29369000	Provitamins,natural or reproduced by synthesis (including natural concentrates)	9	417	51	1 407
29371100	Somatotropin, its derivatives & structural analogues	-	5	-	1
29371900	Polypeptide,protein&glycoprotein hormones,their derivatives&struct analogue,oth than somatotopin&insulin&its salts	13	11 573	440 743	2 378 235
29389000	Glycosides,natural/reproduced by synthesis,&their salt,ether,ester&other deriv,Oth than Rutoside(rutin) & its derivative	34 800	95 042	94 762	256 487
29392010	Alkaloids of cinchona & their derivatives, salts thereof, Quinine & its salts	13 640	41 399	1 413 470	4 445 700
29393000	Caffeine & its salts	10 000	10 405	7 000	17 838
29400000	Sugars, chemically pure oth than sucrose ,lactose, maltose, glucose, & fructose	2 294 375	9 157 554	2 164 105	7 536 583
29411090	Penicillins & their derivatives with a penicillanic acid structure, salts thereof, other than Amoxicillin & Ampicillin	27 887	27 887	2 500	2 522
29419000	Antibiotics; n.e.c. in heading no. 2941	17	162	1 295	7 719
29420000	Organic compounds; n.e.c. in chapter 29	20 531	76 162	92 747	363 539
30021100	Malaria diagnostic test kits	-	28	-	334
30021210	Antisera, plasma protein solutions, haemoglobin powder	-	12	-	102
30021290	Antisera & other blood fractions, other than antisera, plasma protein solutions, haemoglobin powder	183	954	2 463	11 207
30021900	Immunological products,w.o.n modified/obtained by means of biotechnological processes,other than HS 3002.11-3002.15	-	17	-	240
30022010	Tetanus toxoid	6 450	26 189	7 553 763	23 064 376
30022020	Pertussis, measles, meningitis or polio vaccines	12 550	57 071	1 904 260	7 502 571
30022090	Vaccines for human medicine, Other than Tetanus toxoid & Pertussis, measles, meningitis or polio vaccines	57	2 979	27 775	567 406
30023000	Vaccines for veterinary medicine	66 288	257 112	1 577 645	5 023 479
30029000	Toxins, cultures of micro-organisms (excluding yeasts) and similar products	12 005	117 376	43 253	585 194
30031010	Medicaments containing amoxicillin (INN) or its salts, not put up in measured doses or in forms/packings for retail sale	226	226	511	511
30031020	Medicaments containing ampicillin (INN) or its salts, not put up in measured doses or in forms/packings for retail sale	5	14	265	1 076
30031090	Medicaments cont. penicillins/deriv, with penicillanic acid structure/streptomycins, o.t cont. amoxicillin&icillin	16	168	6 189	7 583
30032000	Medicaments,cont.antibiotic, consist?2constituent mix for therapeutic/prophylactic,not in measured dose/pack for retail	290	2 005	745	15 109
30033900	Medicaments,containing hormones (excl. insulin),for therapeutic/prophylactic uses,not packaged for retail sale	171 328	438 429	1 956 506	5 201 355
30041015	Medicament,containing penicillin G (excl penicillin G benzathine),phenoxymethyl penicillin/salts thereof,for retail sale	1 632	7 533	145 048	669 645
30041016	Medicaments,containing ampicillin,amoxycillin or salts thereof,of a kind taken orally,packing for retail sale	14 744	86 374	581 785	3 463 790
30041019	Medicaments,containing penicillins/derivates thereof,packing for retail sale,other than HS 3004.10.15-3004.10.16	89 672	360 962	7 475 725	27 572 662
30041021	Medicaments, containing streptomycins or derivatives thereof, in ointment form, packing for retail sale	-	454	-	21 609
30041029	Medicaments, containing streptomycins or derivatives thereof, other than in ointment form, packing for retail sale	-	29	-	2 977

Tabel 3 : Ekspor Indonesia menurut Komoditi (Kode HS 8 digit)

Mei 2019

Kode H S	Uraian golongan barang	Berat bersih (Kg)		Nilai F.O.B. (U S \$)	
		Bulan ini	Kumulatif	Bulan ini	Kumulatif
(1)	(2)	(3)	(4)	(5)	(6)
30042010	Antibiotics containing gentamycin,lincomycin,sulfamethoxazole/its derivatives,of a kind taken orally/in ointment form	-	2 720	-	104 982
30042031	Antibiotics containing erythromycin or derivatives thereof, of a kind taken orally	38 668	90 992	753 485	1 106 306
30042032	Antibiotics containing erythromycin or derivatives thereof, in ointment form	506	1 979	19 689	31 155
30042039	Antibiotics containing erythromycin or derivatives thereof, other than of a kind taken orally or in ointment form	180	3 901	23 353	816 468
30042071	Antibiotics containing tetracyclines or chloramphenicols or derivatives,of a kind taken orally or in ointment form	1 124	1 806	118 779	182 820
30042079	Antibiotics containing tetracyclines or chloramphenicols or derivatives,oth of a kind taken orally or in ointment form	1 216	6 887	285 431	839 542
30042091	Antibiotic, of a kind taken orally or ointment form, other than HS 3004.20.10-3004.20.79	448	1 261	75 766	205 646
30042099	Antibiotic, other than of a kind taken orally or ointment form, other than HS 3004.20.10-3004.20.79	13 976	44 285	434 435	1 612 477
30043210	Medicaments,contain corticosteroid hormones,its derivatives/structural analogues,contain dexamethasone/their derivatives	855	4 967	1 325	8 904
30043290	Medicaments, containing corticosteroid hormones, their derivatives or structural analogues, oth HS 3004.32.10-3004.32.40	1 524	6 050	142 919	695 421
30043900	Medicaments, containing hormones/other products of heading 29.37, other than HS 3004.31.00-3004.32.90	101 024	350 847	1 950 179	7 096 160
30044100	Medicaments,containing alkaloids or derivatives thereof,containing ephedrine or its salts,packing for retail sale	-	77 862	-	262 633
30044200	Medicaments,containing alkaloids/derivatives thereof,containing pseudoephedrine/its salts,packing for retail sale	142 966	152 647	1 968 199	2 353 159
30044300	Medicaments,containing alkaloids/derivatives thereof,containing norephedrine or its salts,packing for retail sale	123 246	268 077	731 953	2 672 313
30045010	Medicaments containing vitamins or other products of heading 29.36, of a kind suitable for children, in syrup form	30 442	110 931	98 312	412 927
30045021	Medicaments containing more than one vitamin, of a kind taken orally	17 630	17 971	37 197	51 535
30045029	Medicaments containing more than one vitamin, other than of a kind taken orally	85 520	385 384	3 003 986	14 174 982
30045091	Medicaments containing vitamin A, B or C	2 406	40 692	73 909	504 990
30045099	Medicaments containing vitamins or other products of heading 29.36, other than HS 3004.50.10-3004.50.91	34 183	138 070	1 031 814	6 669 601
30049010	Transdermal therapeutic system patches for the treatment of cancer or heart diseases	-	1 385	-	646 044
30049020	Closed sterile water for inhalation, pharmaceutical grade	-	4 921	-	105 071
30049030	Antiseptics	51 021	281 551	90 427	613 131
30049049	Anaesthetics, other than containing procaine hydrochloride	93 742	736 354	1 851 240	10 847 830
30049051	Analgesics,antipyretics&oth medicaments for coughs/colds,contain acetylsalicylic acid,paracetamol/dipyron,taken orally	72 296	308 695	900 450	3 600 708
30049052	Analgesics,antipyretics&other medicaments for the treatment of coughs/colds,containing chlorpheniramine maleate	-	85 526	-	218 254
30049054	Analgesics,antipyretics&other medicaments for the treatment of coughs/colds,containing piroxicam (INN) or ibuprofen	1 814	7 588	17 869	107 019
30049055	Analgesics, antipyretics&other medicaments for the treatment of coughs/colds, in liniment form	143 049	696 927	919 068	4 342 973
30049059	Analgesics, antipyretics & other medicaments for the treatment of coughs or colds, other than HS 3004.90.51-3004.90.55	380 505	2 074 285	6 966 194	23 470 018
30049064	Antimalarials, containing artemisinin other than of subheading 3004.60.10	8	8	214	214
30049065	Antimalarials, herbal medicaments	395	28 775	1 956	798 759
30049069	Antimalarials, other than containing primaquine/artemisinin other than of subheading 3004.60.10/herbal medicaments	29 705	42 232	58 045	198 581

Tabel 3 : Ekspor Indonesia menurut Komoditi (Kode HS 8 digit)

Mei 2019

Kode H S	Uraian golongan barang	Berat bersih (Kg)		Nilai F.O.B. (U S \$)	
		Bulan ini	Kumulatif	Bulan ini	Kumulatif
(1)	(2)	(3)	(4)	(5)	(6)
30049071	Anthelmintic, containing piperazine or mebendazole (INN)	250	749	58 374	165 546
30049072	Anthelmintic, herbal medicaments	5 455	13 044	56 389	148 280
30049079	Anthelmintic, other than containing piperazine or mebendazole (INN) or herbal medicaments	18 996	81 663	383 038	2 263 467
30049082	Anti HIV/AIDS medicaments	346	1 389	696 687	4 727 454
30049089	Medicaments for the treatment of cancer or other intractable diseases, other than containing deferoxamine, for injection	2 584	17 499	511 959	2 306 945
30049091	Medicaments containing sodium chloride or glucose, for infusion, packaged for retail sale	67 058	133 990	327 714	813 955
30049092	Medicaments containing sorbitol or salbutamol, for infusion, packaged for retail sale	10 186	41 048	68 483	1 201 344
30049093	Medicaments containing sorbitol or salbutamol, in other forms, packaged for retail sale	9 623	46 356	18 324	92 401
30049094	Medicaments containing cimetidine (INN) or ranitidine (INN) other than for injection, packaged for retail sale	13 293	15 961	69 541	425 043
30049096	Nasal-drop medicaments containing naphazoline, xylometazoline or oxymetazoline	3 607	25 710	117 446	796 276
30049098	Herbal medicaments, other than for anthelmintic or antimalarials	227 886	1 050 723	1 176 230	4 227 891
30049099	Medicament consisting of mix/unmix product for therapeutic/prophylactic uses,for retail sale,oth HS 3004.10.15-.90.98	42 204	199 217	8 006 848	28 495 299
30051010	Adhesive dressings & other articles having an adhesive layer, impregnated or coated with pharmaceutical substances	3 971	26 397	32 385	203 251
30051090	Adhesive dressings&other articles having an adhesive layer,other than impregnated/coated with pharmaceutical substances	48 792	153 793	520 307	1 267 127
30059010	Bandages, put up in forms or packings for retail sale for medical, surgical, dental or veterinary purposes	7 702	38 536	22 657	187 817
30059020	Gauze, put up in forms or packings for retail sale for medical, surgical, dental or veterinary purposes	33	114	2 849	9 464
30059090	Wadding,packings for retail sale for medical,surgical,dental/veterinary purposes,other than HS 3005.10.10-3005.90.20	46 021	371 715	177 206	1 319 694
30061010	Sterile absorbable surgical or dental yarn, sterile surgical or dental adhesion barriers, whether or not absorbable	-	8	-	0
30061090	Sterile surgical catgut,sterile tissue adhesives for surgical wound closure; sterile laminaria & sterile laminaria tents	-	43	-	36
30062000	Bloodgrouping reagents	-	31 749	-	84 420
30063090	Opacifying preparations for Xray examinations, other than HS 3006.30.10-3006.30.30	-	3	-	54
30065000	First-aid boxes & kits	30	68	187	3 030
30066000	Chemical contraceptive preparations based on hormones, on other products of heading 29.37 or on spermicides	3 183	62 506	125 123	3 694 774
30067000	Gel prep designed to be used in hum or vet med as a lubricant for parts of the body for surg operations or physical exam	35	51	20	1 070
31010010	Fertilisers produced by of solely vegetable origin	179 015	1 294 250	104 823	489 029
31010099	Animal fertilisers,not chemically treated	1 940 182	8 515 025	492 736	2 372 288
31021000	Urea, whether or not in aqueous solution	191 566 607	554 017 145	49 296 110	145 115 910
31022100	Ammonium sulphate	-	1 434 000	-	313 375
31022900	Double salts & mixtures of ammonium sulphate & ammonium nitrate	100	100	120	120
31023000	Ammonium nitrate, whether or not in aqueous solution	6 768 000	17 438 000	3 022 796	8 930 815
31029000	Mineral or chemical fertilisers, nitrogenous, other than HS 3102.10-3102.80.00	-	52 700	-	40 926
31031190	Superphosphates containing by weight 35 % or more of diphosphorus pentaoxide (P2O5), other than feed grade	625 000	3 890 000	158 100	917 535
31031990	Superphosphates containing by weight less than 35 % of diphosphorus pentaoxide (P2O5), other than feed grade	448 000	3 980 704	86 000	802 772
31039010	Calcined phosphatic fertilisers	168 750	1 208 801	35 044	263 253
31039090	Mineral or chemical fertilisers, phosphatic, other than superphosphate & calcined phosphatic fertilisers	359 450	4 925 331	84 052	1 159 883
31042000	Potassium chloride	-	72 150	-	38 432
31043000	Potassium sulphate	312 000	6 758 000	149 408	3 023 539

Tabel 3 : Ekspor Indonesia menurut Komoditi (Kode HS 8 digit)

Mei 2019

Kode H S	Uraian golongan barang	Berat bersih (Kg)		Nilai F.O.B. (U S \$)	
		Bulan ini	Kumulatif	Bulan ini	Kumulatif
(1)	(2)	(3)	(4)	(5)	(6)
31049000	Mineral or chemical fertilisers, potassic, other than potassium chloride & potassium sulphate	40 002	124 569	7 002	46 537
31051010	Superphosphates & calcined phosphatic fertilisers in tablets or similar forms of a gross weight not exceeding 10 kg	-	21 000	-	5 092
31051020	Mineral/chemical fertilisers contain 2 or 3 of fertilising elements in tablets/similar forms of a gross weight <=10 kg	31 250	319 135	9 063	77 646
31051090	Goods of this Chapter in tablets or similar forms or in packages of a gross weight <=10 kg, other than 3105.10.10-.20	-	17 000	-	3 290
31052000	Mineral or chemical fertilisers containing the three fertilising elements nitrogen, phosphorus & potassium	217 175	1 633 444	101 605	1 176 390
31054000	Ammonium dihydrogenorthophosphate & mixtures thereof with diammonium hydrogenorthophosphate	-	6 307	-	13 885
31055100	Mineral or chemical fertilisers containing nitrates & phosphates	27 093 886	81 251 416	8 041 360	24 250 989
31055900	Mineral/chemical fertilisers, contain the two fertilising elements nitrogen&phosphorus, oth contain nitrates&phosphates	48 000	215 700	5 056	19 843
31059000	Mineral/chemical fertilisers contain two/three of fertilising elements nitrogen,phosphorus&potassium, oth HS 3105.20-.60	319 575	2 586 495	137 792	629 096
32011000	Quebracho extract	-	6 150	-	751
32019000	Tanning extracts of vegetable origin, tannins&their salts, ethers, ester&other derivatives, oth quebracho&wattle extract	1 949 041	8 453 227	4 887 091	21 640 910
32021000	Synthetic organic tanning substances	488 735	2 064 525	674 688	2 702 254
32029000	Inorganic tanning substances, tanning prep, w.o.n containing natural tanning substances, enzymatic prep for pre-tanning	-	2 119	-	6 294
32030010	Colouring matter of veg/animal origin incl dyeing extracts excl animal black, of a kind used in the food/drink industries	2 948	8 128	126 335	186 476
32030090	Col matter of veg/animal origin incl dyeing extract excl animal black other than used in the food or drink industries	2 312	2 315	5 545	5 558
32041110	Disperse dyes & preparations based thereon, crude	1 979	55 609	77 478	972 363
32041190	Disperse dyes & preparations based thereon, other than crude	745 458	2 960 318	8 672 633	33 993 137
32041210	Acid dyes, whether or not premetallised, & preparations based thereon	87 612	353 572	1 281 358	5 122 064
32041290	Mordant dyes & preparations based thereon	720	3 171	4 410	20 776
32041300	Basic dyes & preparations based thereon	1 040	13 475	57 931	235 711
32041400	Direct dyes & preparations based thereon	32 963	399 124	155 995	1 533 481
32041500	Vat dyes (including those usable in that state as pigments) & preparations based thereon	908	12 916	24 212	302 844
32041600	Reactive dyes & preparations based thereon	231 972	1 143 454	1 951 812	8 673 756
32041710	Synthetic organic pigment in powder form	202 608	1 017 436	1 458 000	8 035 817
32041790	Pigments & preparations based thereon, other than synthetic organic pigment in powder form	335 111	1 765 348	1 545 583	7 992 453
32041900	Synthetic organic colouring matter & prep, including mixtures of colouring matter of ?2 of the subheading 3204.11-3204.19	330 400	1 319 585	478 387	1 796 989
32042000	Synthetic organic products of a kind used as fluorescent brightening agents	1 422 928	5 846 490	4 082 809	13 501 443
32049000	Synthetic organic colouring matter, prep as specified in Note 3 to this Chapter, other than HS 3204.11 to 3204.20	15 000	32 255	90 000	160 936
32050000	Colour lakes, preparations as specified in Note 3 to this Chapter based on colour lakes.	1	92	1	5 827
32061110	Pigments based on titanium dioxide containing 80 % or more by weight of titanium dioxide calculated on the dry matter	61	1 605	1 575	12 897
32061910	Pigments based on titanium dioxide containing less than 80 % by weight of titanium dioxide calculated on the dry matter	147 720	579 255	244 123	851 415
32061990	Preparations based on titanium dioxide containing < 80% by weight of titanium dioxide calculated on the dry matter	33 600	219 175	103 586	680 321
32062010	Chrome yellow, chrome green & molybdate orange or red based on chromium compounds	10 400	128 215	43 812	648 647
32062090	Pigments&prep based on chromium compounds, oth than chrome yellow, chrome green&molybdate orange/red from chrome compounds	27	1 428	258	4 706

Tabel 3 : Ekspor Indonesia menurut Komoditi (Kode HS 8 digit)

Mei 2019

Kode H S	Uraian golongan barang	Berat bersih (Kg)		Nilai F.O.B. (U S \$)	
		Bulan ini	Kumulatif	Bulan ini	Kumulatif
(1)	(2)	(3)	(4)	(5)	(6)
32064190	Ultramarine	5 000	29 100	6 640	43 627
32064290	Lithopone & other pigments based on zinc sulphide	-	1	-	789
32064910	Preparation, other than ultramarine & prep based thereon or lithopone & other pigments & prep based on zinc sulphide	25 480	114 298	268 166	1 399 419
32064990	Colouring matter, other than ultramarine & prep based thereon or lithopone & other pigments & prep based on zinc sulphide	184 841	668 446	1 003 768	3 538 824
32065010	Preparations of inorganic products of a kind used as luminophores	2	202	20	2 754
32065090	Inorganic products of a kind used as luminophores, other than preparations	-	13 000	-	33 283
32071000	Prepared pigments, prepared opacifiers, prepared colours & similar preparations	630 747	2 603 125	1 658 721	6 441 698
32072010	Enamel frits	1	15 651	1	58 655
32072090	Vitrifiable enamels & glazes, engobes (slips) & similar preparations, other than enamel frits	84 246	1 077 037	68 155	831 135
32073000	Liquid lustres & similar preparations	2 235	6 028	7 128	65 374
32074000	Glass frit & other glass, in the form of powder, granules or flakes	1 055 297	3 445 572	894 934	3 221 920
32081019	Varnishes (including lacquers) based on polyesters, other than of a kind used in dentistry	9 425	18 482	9 952	24 190
32081020	Antifouling &/or anticorrosive paints for ships' hulls based on polyesters	60	135	299	4 139
32081090	Paint incl enamels based on polyesters, oth than varnishes incl lacq&antifouling &/or anticorrosive paint for ships'hulls	879 387	5 154 742	2 234 688	12 406 215
32082040	Antifouling &/or anticorrosive paints for ships' hulls based on acrylic or vinyl polymers	-	1 341	-	955
32082070	Varnishes (including lacquers), of a kind used in dentistry based on acrylic or vinyl polymers	3 500	6 100	13 550	23 670
32082090	Paints based on acrylic or vinyl polymers, oth than antifouling &/or anticorrosive paint	295 155	1 243 750	954 677	4 167 475
32089019	Varnishes(incl lacquers), >100°C heat resistance, not used in dentistry, oth based on polyesters, acrylic/vinyl polymers	-	70 355	-	151 633
32089029	Varnishes(incl lacquers), <=100°C heat resistance, not used in dentistry, oth based on polyesters, acrylic/vinyl polymers	186 531	824 591	591 228	2 676 441
32089030	Antifouling &/or anticorrosive paints for ships'hulls other than based on polyesters&based on acrylic or vinyl polymers	-	21	-	301
32089090	Paint&varnishes incl enamels&lacquers exc based on polyesters&based on acrylic/vinyl polymers&HS 3208.10.10-3208.90.30	737 213	3 551 411	2 216 736	10 806 518
32091010	Varnishes (including lacquers), based on acrylic or vinyl polymers	28 626	58 682	110 384	216 304
32091050	Antifouling &/or anticorrosive paints for ships' hulls, based on acrylic or vinyl polymers	-	175	-	3 080
32091090	Paints&varnishes including enamels based on acrylic or vinyl polymers, other than HS 3209.10.10-3209.10.50	61 449	217 801	176 625	505 546
32099000	Paints & varnishes (including enamels & lacquers), other than based on acrylic or vinyl polymers	113 766	731 704	197 359	1 082 653
32100010	Varnishes (including lacquers)	46	677	912	7 105
32100020	Distempers	-	4	-	23
32100091	Antifouling &/or anticorrosive paints for ships' hulls	-	260	-	85
32100099	Paints other than antifouling &/or anticorrosive paints for ships' hulls	386	10 767	6 818	55 978
32110000	Prepared driers	10 660	58 180	39 395	232 921
32121000	Stamping foils	2 082	22 441	39 516	282 403
32129011	Aluminium paste dispersed in nonaqueous media, of a kind used in the manufacture of paints (including enamels)	-	50	-	424
32129014	Pigments incl metallic powders&flakes dispersed in not water media,in liq/paste form,for manufacture of leather paint	-	16	-	54
32129019	Pigment incl metallic powders&flakes dispersed in not water media,in liq/paste form,not for manufacture of leather paint	6 967	13 901	24 554	64 791
32129021	Dyes & other colouring matter put up in forms or packings for retail sale of a kind used in the food or drink industries	-	0	-	93

Tabel 3 : Ekspor Indonesia menurut Komoditi (Kode HS 8 digit)

Mei 2019

Kode H S	Uraian golongan barang	Berat bersih (Kg)		Nilai F.O.B. (U S \$)	
		Bulan ini	Kumulatif	Bulan ini	Kumulatif
(1)	(2)	(3)	(4)	(5)	(6)
32129022	Dyes put up in forms/packings for retail sale of a kind not used in the food/drink industries	-	300	-	9 030
32129029	Colouring matter put up in forms/packings for retail sale of a kind not used in the food/drink industries	160	9 564	799	10 725
32131000	Colours in sets, of a kind used by artists, students or signboard painters	806	1 237	8 265	11 503
32139000	Colours, of a kind used by artists, students or signboard painters, other than colours in sets	136	905	125	1 759
32141000	Glaziers' putty, grafting putty, resin cements, caulking compounds & other mastics, painters' fillings	141 038	926 169	379 355	2 466 724
32149000	Non-refractory surfacing preparations for facades, indoor walls, floors, ceilings or the like.	514 465	2 316 400	567 430	2 797 700
32151110	Printing ink, black, ultraviolet curable	-	320	-	4 476
32151190	Printing ink, black other than ultraviolet curable ink	113 133	314 378	832 285	2 897 879
32151900	Printing ink, other than black	1 481 223	3 465 939	19 973 938	39 909 744
32159010	Carbon mass of a kind used to manufacture carbon paper	230	230	83	83
32159060	Writing or drawing ink	2	3 776	39	17 398
32159070	Ink of a kind suitable for use with duplicating machines of heading 84.72	4 094	12 344	51 284	145 099
32159090	Ink, whether or not concentrated or solid, other than HS 3215.11.10-3215.90.70	36 641	97 612	302 712	725 590
33011200	Essential oils of orange	17	14 016	703	19 983
33011300	Essential oils of lemon	120	768	3 832	26 666
33011900	Essential oils of citrus fruit, other than of orange & lemon	73 941	253 084	1 995 534	7 141 373
33012400	Essential oils of peppermint (Mentha piperita)	1 500	3 385	44 250	141 628
33012500	Essential oils of other mints, other than peppermint (Mentha piperita)	15 182	77 701	776 526	3 560 545
33012910	Essential oils of lemon grass, citronella, nutmeg, cinnamon, ginger, cardamom, fennel or palmrose	204 471	1 086 323	4 529 088	24 375 656
33012920	Essential oils of sandalwood	1 818	34 955	264 878	1 356 891
33012990	Essential oils other than HS 3301.12.00-3301.29.20	110 854	640 344	4 197 989	20 704 027
33013000	Resinoids	25	91	1 000	6 203
33019010	Aqueous distillates & aqueous solutions of essential oils suitable for medicinal use	25 059	113 212	947 403	4 703 818
33019090	Extract oleoresins; concentrates of essential oils; terpenic by-product of deterpenation of essential oils	137 629	548 019	4 090 713	16 734 311
33021010	Odoriferous alcoholic preparations of a kind used in the manufacture of alcoholic beverages, in liquid form	4 705	32 285	47 516	309 918
33021020	Odoriferous alcoholic preparations of a kind used in the manufacture of alcoholic beverages, in other forms	-	692	-	14 924
33021090	Odoriferous alcoholic preparations of a kind used in the food or drink industries, other than HS 3302.10.10-3302.10.20	674 450	2 991 202	7 630 945	34 313 649
33029000	Odoriferous substances and mixtures; used as raw materials in industries other than the food or drink industries	637 151	2 639 342	8 847 767	38 898 468
33030000	Perfumes & toilet waters.	815 289	3 496 367	11 388 761	50 873 015
33041000	Lip makeup preparations	3 590	24 444	282 236	1 927 417
33042000	Eye makeup preparations	1 813	9 411	308 273	1 827 278
33043000	Manicure & pedicure preparations	15 600	44 503	46 782	153 050
33049100	Beauty or make up preparations, powders, whether or not compressed	283 684	1 508 128	1 029 841	5 923 182
33049920	Antiacne preparations	12 668	125 289	100 031	767 751
33049930	Face or skin creams & lotions other than antiacne preparations	966 104	5 707 230	4 063 611	22 044 094
33049990	Beauty/make up preparat, for the care of the skin (incl sunscreen or sun tan preparations), o.t HS 3304.10.00-3304.99.30	330 341	1 426 848	3 923 255	19 605 806
33051010	Shampoos having antifungal properties	426 906	1 124 987	787 114	2 102 848
33051090	Shampoos not having antifugal properties	1 124 277	5 008 144	3 234 336	12 844 249
33052000	Preparations for permanent waving or straightening	20	567	16	7 607
33053000	Hair lacquers	-	2 081	-	4 163
33059000	Preparations for use on the hair, other than shampoos, preparations for permanent waving or straightening & hair lacquer	845 344	4 223 349	4 731 261	23 090 845
33061010	Dentifrices in powders forms & pastes for dental prophylaxis	818 707	4 395 102	1 724 525	9 125 717
33061090	Dentifrices, other than in powders forms&pastes for dental prophylaxis	175 085	630 782	676 634	2 458 101

Tabel 3 : Ekspor Indonesia menurut Komoditi (Kode HS 8 digit)

Mei 2019

Kode H S	Uraian golongan barang	Berat bersih (Kg)		Nilai F.O.B. (U S \$)	
		Bulan ini	Kumulatif	Bulan ini	Kumulatif
(1)	(2)	(3)	(4)	(5)	(6)
33062000	Yarn used to clean between the teeth (dental floss)	396	406	518	528
33069000	Prep for oral/dental hygiene, incl denture fixative pastes&powders,in individual retail packages,other than dentifrices	46 125	211 964	146 476	626 463
33071000	Preshave, shaving or aftershave preparations	17 793	90 374	43 355	219 793
33072000	Personal deodorants & antiperspirants	175 850	918 588	833 251	4 636 813
33073000	Perfumed bath salts & other bath preparations	-	11	-	145
33074110	Agarbatti & other odoriferous prep which operate by burning,Scented powders of a kind used during religious rites	141 821	375 360	91 792	314 223
33074190	Agarbatti& other odoriferous prep which operate by burning, oth scented powders of a kind used during religious rites	172 040	668 863	122 125	592 316
33074910	Room perfuming preparations, whether or not having disinfectant properties	178 001	692 458	1 013 346	3 932 821
33074990	Deodorising rooms, other than room perfuming preparations, whether or not having disinfectant properties	20 010	51 350	93 819	387 398
33079030	Papers & tissues, impregnated or coated with perfume or cosmetics	100 035	412 935	228 153	945 176
33079040	Perfumery or cosmetics, including depilatories, other than HS 3307.10.00-3307.90.31	31 443	216 687	329 062	3 101 610
33079050	Contact lens or artificial eye solutions	19	20	1 258	1 298
33079090	Perfumery, cosmetic or toilet preparations, other than HS 3307.10.00-3307.90.50	31 793	195 644	212 261	1 076 684
34011140	Medicated soap including disinfectant soap	1 246 551	6 316 616	1 655 704	8 632 947
34011150	Soap for toilet uses including bath soap other than medicated soap	14 549 581	67 394 247	16 622 709	79 613 896
34011160	Organic surface-active prod&prep for toilet use, of felt/nonwovens,impregnated,coated/covered with soap/detergent	28 930	77 076	44 728	129 359
34011190	Organic surface-active products & preparations for toilet use, other than HS 3401.11.60	571 892	4 356 819	502 789	3 471 185
34011910	Soap&org surf-active products&prep, of felt&nonwovens,impregnated,coated/cover with soap/detergent, not for toilet use	236	66 772	2 516	164 494
34011990	Soap&org surf-active prod&prep,form of bars,cakes,moulded pieces/shapes,pap,wadding,oth for toilet use incl med products	5 017 061	26 380 565	2 694 219	14 454 930
34012020	Soap chips	34 584 546	162 172 938	22 937 032	107 532 496
34012091	Soap in other forms of a kind used for flotation deinking of recycled paper, other than soap chips	-	25	-	49
34012099	Soap in other forms, other than soap chips & soap of a kind used for flotation deinking of recycled paper	3 097 909	21 193 730	3 779 714	23 438 547
34013000	Organic surfaceactive products&prep for washing the skin,in the form of liq/cream&put up for retail,contain soap/not	1 221 804	5 211 148	4 682 052	19 804 338
34021110	Sulphated fatty alcohols, whether or not put up for retail sale	2 027 900	8 978 010	3 132 113	13 985 348
34021140	Sulphonated alkylbenzene, whether or not put up for retail sale	1 629 800	7 832 186	1 932 648	9 063 843
34021190	Anionic other than Sulphated fatty alcohols&Sulphonated fatty alcohols including org surf-active agents	1 323 486	6 028 675	1 649 910	7 538 123
34021200	Cationic including organic surfaceactive agents, whether or not put up for retail sale	436 736	1 458 559	573 547	1 962 617
34021310	Hydroxyl-terminated polybutadiene, whether or not put up for retail sale	13 800	104 894	30 926	249 513
34021390	Non-ionic including organic surfaceactive agents, put up for retail sale or not, oth hydroxylterminated polybutadiene	204 603	778 008	301 730	1 245 938
34021910	Organic surf-active agents,of a kind suit for use in fire-ext prep,other than anionic,cationic&non-ionic	11 669	157 524	13 892	205 040
34021990	Organic surf-active agents,other than anionic,cationic&non-ionic&of a kind suit to use in fire-ext prep	1 056 996	4 327 471	1 470 436	5 456 390
34022014	Surface active preparations put up for retail sale in liquid form	1 445 574	6 829 095	1 666 179	7 370 333
34022015	Washing/cleaning preparation,including bleaching,cleansing/degreasing preparations put up for retail sale in liquid form	3 374 674	14 821 085	2 122 068	9 895 522

Tabel 3 : Ekspor Indonesia menurut Komoditi (Kode HS 8 digit)

Mei 2019

Kode H S	Uraian golongan barang	Berat bersih (Kg)		Nilai F.O.B. (U S \$)	
		Bulan ini	Kumulatif	Bulan ini	Kumulatif
(1)	(2)	(3)	(4)	(5)	(6)
34022094	Surface active preparations put up for retail sale other than in liquid form	-	64 738	-	56 476
34022095	Washing/cleaning prep.including bleaching,cleansing or degreasing prep put up for retail sale other than in liquid form	11 087 441	47 661 037	9 007 330	40 973 845
34029011	Anionic wetting agents in liquid form	40 760	80 480	56 160	129 794
34029012	Anionic washing or cleaning preparations, including bleaching, cleansing or degreasing preparations in liquid form	26 452	519 730	54 072	933 717
34029013	Washing/cleaning preparations, including bleaching, cleansing/degreasing prep in liquid form other than anionic prep	14 324	66 552	12 112	53 697
34029014	Anionic surface active preparations in liquid form other than anionic wetting agents and washing preparations	853	19 027	3 084	20 369
34029019	Surf active prep, wash prep incl aux wash&clean prep,cont soap/not,in liq form, oth than HS34.01, 3402.90.11-14, retail	174 973	1 106 131	304 071	2 172 895
34029091	Anionic wetting agents not in liquid form	2 000	91 787	2 060	136 277
34029092	Anionic washing or cleaning reparations,incluing bleaching,cleansing or degreasing preparations not in liquid form	-	3 084	-	7 620
34029093	Washing/cleaning preparations, including bleaching, cleansing/degreasing prep not in liquid form other than anionic prep	600 830	3 040 386	499 876	2 593 458
34029099	Surface active prep,wash prep incl aux wash&clean prep,cont soap/not,not in liq form,oth than of 34.01,HS 3402.90.91-.94	371 218	1 784 548	587 248	2 837 694
34031111	Liquid lubricating oil prep, for treatm of textile,or oth material, containing petroleum oil/oil from bituminous mineral	1 736	21 070	12 265	38 821
34031119	Prep for treatm of textile/oth material,in liquid form,contain petrol oil/oil from bituminous mineral,oth lubricating	558	7 255	302	6 817
34031190	Prep for treatm of textile/oth material, contain petrol oil/oil from bituminous mineral, other than in liquid form	2 200	19 319	2 376	43 506
34031911	Lubricating preparations for aircraft engines,contain petroleum oil/oil from bituminous mineral, in liquid form	24	24	366	366
34031919	Lubricate prep cont petrol oil not for treatment textile/leather/furskin/aircraft engine not cont silicone oil in liquid	2 435	35 820	12 853	103 962
34031990	Lubricating preparation containing petroleum oil not for treatment textile material/leather/furskins, not in liquid form	51	116 217	191	206 503
34039111	Lubricating preparation contain silicone oil-for treatment of textile/leather/furskins,not contain petrol,in liquid form	3 089	18 242	12 860	99 338
34039190	Lubricating prep for treatment of textile/leather/furskins, not contain petrol, other than in liquid form	38 500	197 300	60 036	305 282
34039911	Lubricating preparations for aircraft engines, not contain petroleum oil/oil from bituminous mineral, in liquid form	2	5	153	244
34039912	Lubricating prep contain silicone oil not for treatment of textile/leather/furskins,not contain petrol,in liquid form	16 700	19 700	23 850	28 350
34039919	Lubricating prep not cont petrol,not for treatment of textile/leather/furskins/aircraft,not cont silicone oil,in liquid	4 383	32 619	17 004	47 195
34039990	Lubricating preparations,not containing petroleum oil,not for treatment of textile/leather/furskins, not in liquid form	238 847	1 179 355	513 689	2 368 826
34042000	Waxes; artificial and prepared, of poly(oxyethylene) (polyethylene glycol)	1 511	3 281	11 360	14 286
34049010	Waxes; artificial and prepared, of lignite chemically modified, other than poly (oxyethylene) (polyethylene glycol)	1	26 770	5	18 594
34049090	Artificial waxes & prepared waxes, other than HS 3404.20.00-3404.90.10	6 505 482	31 885 392	6 344 889	29 561 532
34051000	Polishes, creams & similar preparations for footwear or leather	57 218	275 076	228 020	1 158 762
34052000	Polishes, creams & similar preparations for the maintenance of wooden furniture, floors or other woodwork	4 067	81 720	17 637	74 015
34053000	Polishes & similar preparations for coachwork, other than metal polishes	-	1 648	-	14 150
34054020	Scouring pastes & powders & other scouring preparations, in packaging of a net weight not exceeding 1 kg	20 726	56 537	11 025	32 077
34054090	Scouring pastes & powders & other scouring preparations, in packaging of a net weight exceeding 1 kg	323	11 536	569	34 785

Tabel 3 : Ekspor Indonesia menurut Komoditi (Kode HS 8 digit)

Mei 2019

Kode H S	Uraian golongan barang	Berat bersih (Kg)		Nilai F.O.B. (U S \$)	
		Bulan ini	Kumulatif	Bulan ini	Kumulatif
(1)	(2)	(3)	(4)	(5)	(6)
34059010	Metal polishes	2 576	11 831	6 422	57 353
34059090	Polishes&creams,scouring pastes&powders&similar preparations,excluding waxes of HS 34.04,oth HS 3405.10.00-3405.90.10	-	20 715	-	31 774
34060000	Candles, tapers and the like	145 127	974 053	271 507	1 826 190
34070010	Modelling pastes, including those put up for childrenÆs amusement	6 000	6 000	7 948	7 948
34070020	Prep known as dental wax/dental impression compounds,in set,for retail/in plate,horseshoe shapes,stick/similar forms	-	6 253	-	20 662
34070030	Preparations for use in dentistry, with a basis of plaster (of calcined gypsum or calcium sulphate)	-	111	-	3 078
35022000	Milk albumin, including concentrates of two or more whey proteins	525	770	100	487
35030019	Glues; other than fish glue	1 360	8 382	3 789	11 161
35030041	Gelatin & gelatin derivatives in powder form with a bloating level of A250 or B230 or higher on the Bloom scale	-	1 575	-	11 246
35040000	Peptones & their deriv, oth protein substances & their deriv,not specified or included,hide powder,chromed or not.	4	759	217	34 857
35051010	Dextrins, soluble or roasted starches	1 375	75 789	1 049	62 037
35051090	Dextrins, other than soluble or roasted starches	505 096	2 406 505	673 956	2 621 856
35052000	Glues, based on starches, or on dextrins or other modified starches	1 168	3 229	9 385	46 011
35061000	Products suitable for use as glues or adhesives, put up for retail sale as glues or adhesives, net weight <= 1 kg	144 619	926 833	980 888	6 190 048
35069100	Adhesives based on polymers of headings 39.01 to 39.13 or on rubber	993 733	4 231 173	2 061 062	10 253 614
35069900	Glues and other adhesives; prepared, n.e.c. in heading no. 3506, not exceeding a net weight of 1kg	216 203	1 069 477	469 745	2 462 178
35079000	Enzymes; other than rennet & concentrates thereof	63 410	275 435	590 696	2 175 877
36010000	Propellent powders	-	24	-	293
36020000	Prepared explosives, other than propellent powders	-	37 500	-	192 000
36030010	Semifuses, elemented caps, signal tubes	18	362	790	20 220
36030090	Safety fuses; other than semifuses, elemented caps, signal tubes, safety fuses, detonating fuses	-	832	-	595
36049020	Miniature pyrotechnic munitions & percussion caps for toys	-	4	-	1 477
36049030	Signalling flares or rockets	14	35	406	1 198
36049090	Pyrotechnic products; n.e.c. in heading 36.04	7 162	25 951	22 527	83 961
36050000	Matches, other than pyrotechnic articles of heading 36.04	666 445	2 971 781	883 387	3 972 587
36061000	Liquid/liquefied-gas fuels in containers, used for filling/refilling cigarette/similar lighters&of a capacity <= 300 cm3	5	68	2	75
37011000	Photographic plates&film; for x-ray, in the flat, sensitised, unexposed, of any material oth paper, paperboard/textiles	-	138	-	5 397
37012000	Photographic plates and film; Instant print film	-	1 158	-	58 110
37013000	Photographic plates and film; in the flat, sensitised, unexposed, with any side exceeding 225mm	-	904	-	14 978
37019110	For colour photography (polychrome) of a kind suitable for use in the printing industry	16	16	1 315	1 315
37019190	For colour photography (polychrome) not suitable for use in the printing industry	-	0	-	36
37019990	Photographic plates and film in the flat, oth colour photography, not suitable for use in the printing industry	24 000	24 008	400	427
37021000	Photographic film; for x-rays, in rolls, sensitised and unexposed (other than of paper, paperboard or textiles)	-	26	-	802
37023900	Photographic film in rolls without perforations, of a width not exceeding 105 mm, n.e.c HS 3702.31 & HS 3702.32.00	3	6	229	279
37025490	Photo film in roll,for col photo,w>16mm but<=35mm,l<=30 m,oth(for slide,use in medic,surgical,dent/vet,sci/in print ind)	-	4	-	596
37031090	Photographic paper,paperboard & textiles,sensitised,unexposed n rolls of a width > 610 mm but exceeding 1,000 mm	2	568	24	865
37032000	Photographic paper,paperboard & textiles,sensitised,unexposed, for colour photography (polychrome)	-	89	-	33
37039000	Photographic paper, paperboard & textiles; (for o.t colour photography&in rolls of a width >610mm), sensitised,unexposed	1 964	2 804	3 380	5 950

Tabel 3 : Ekspor Indonesia menurut Komoditi (Kode HS 8 digit)

Mei 2019

Kode H S	Uraian golongan barang	Berat bersih (Kg)		Nilai F.O.B. (U S \$)	
		Bulan ini	Kumulatif	Bulan ini	Kumulatif
(1)	(2)	(3)	(4)	(5)	(6)
37040010	X-ray plates or film	283	285	5 625	5 671
37050020	Microfilm	-	36	-	15 293
37069090	Cinematographic film, exposed & developed of a width less than 35 mm, n.e.c HS 3706.90.10 - 3706.90.40	4	12	249	805
37071000	Sensitising emulsions	-	1	-	27
37079090	Chemical preparations for photographic uses; other than flashlight materials not sensitising emulsions	3 095	20 751	23 272	277 432
38011000	Artificial graphite	104 276	193 357	26 807	66 847
38019000	Preparations based on graphite/other carbon,blocks,plates/oth semi-manufactures,Oth than HS 38011000-38013000	111	126	14 649	18 243
38021000	Activated carbon	2 489 493	12 630 198	4 150 476	20 964 651
38029020	Activated clays or activated earths	16 011 300	67 453 010	4 210 397	16 971 919
38029090	Activated carbon,animal black, including spent animal black, o.t activated bauxite, activated clays or activated earths	860 000	5 222 820	125 765	848 177
38030000	Tall oil, whether or not refined.	-	670	-	4 848
38040090	Resid lyes from the manufact of wood pulp,Oth than concentrate sulphite lye&Calc lignin sulphonat binder	-	11 075	-	22 149
38051000	Gum, wood or sulphate turpentine oils	1 510 650	6 527 350	5 899 398	27 811 442
38059000	Terpenic oil;produce treatment coniferous wood, crude dipentene, sulphite turpentine&oth crude para-cymene,nec head 3805	30 335	187 623	37 784	700 696
38061000	Rosin & resin acids	7 138 150	30 239 908	7 094 653	30 902 828
38063090	Ester gums other than in blocks	28 227	42 427	48 288	71 533
38069090	Rosin spirit and rosin oils, n.e.c. HS 3806.10.00-3806.90.10, rum gums other than in blokcks	40 400	53 103	67 204	106 107
38070000	Wood of (tar; tar oils; creosote; naphtha); vegetable; brewers'(pitch) & similar preparations based on rosin, resin acid	-	7 566	-	12 843
38085290	DDT, in packing w<=300 g, o.t wood preservatives, being preparations oth than surface coatings, cont insecticid/fungicid	60 104	190 256	96 965	264 056
38085910	Insecticides	75 121	454 843	125 999	421 561
38085921	Fungicides, in aerosol containers	86 609	235 880	206 389	640 853
38085929	Fungicides, other than in aerosol containers	-	204	-	172
38085931	Herbicides, in aerosol containers	-	450	-	300
38085939	Herbicides,other than in aerosol containers	-	79	-	199
38085940	Herbicides, Antisprouting products	540	540	1 340	1 340
38085950	Herbicides, Plantgrowth regulators	-	16 985	-	9 220
38085960	Herbicides, Disinfectants	88 871	423 188	156 910	748 463
38086110	Goods specified in Subhead Note 2 to this Chap,Mosquito repellent coils,in packings of a net weight content <= 300 g	858	70 727	1 086	65 353
38086120	Goods specified in Subhead Note 2 to this Chap,Mosquito repellent mats, in packings of a net weight content <= 300 g	11 684	59 552	262 091	1 297 827
38086130	Goods specified in Subhead Note 2 to this Chap,In aerosol cans, in packings of a net weight content <= 300 g	2 994	29 792	9 343	108 006
38086190	Good specifd in Subhead Note 2 to this Chapt,in packing of a net weight <= 300 g, n.e.c. HS 3808.61.10 - 3808.61.50	300	87 186	787	929 642
38086210	Powder for moulding into mosquito coils,in packings of a net weight content exceeding 300 g but not exceeding 7.5kg,	1	1	9	9
38086220	Mosquito repellent coils, in packings of a net weight content exceeding 300 g but not exceeding 7.5 kg	22 808	329 805	25 161	349 239
38086240	Aerosol cans, in packings of a net weight content exceeding 300 g but not exceeding 7.5 kg	18 707	305 033	46 561	793 523
38086250	Liquid form, in packings of a net weight content exceeding 300 g but not exceeding 7.5 kg	34 829	80 946	290 655	766 294
38086290	Good specifd in Subhead Note 2 this Chapt,packings of a net weight content >300g but<=7.5kg,Oththan HS38086210-38086250	55 892	289 814	828 663	3 077 444
38086990	Moulding into mosquito coils other than powder, in packings of a net weight content > 7.5 kg	-	284 933	-	1 717 418
38089120	Insecticides; other than containing goods specified in Subhead Notes 1 & 2; powder for moulding into mosquito coil	171 852	867 879	335 241	1 892 919
38089130	Insecticides; other than containing goods specified in Subheading Notes 1 & 2 to this Chapter; In aerosol containers	67 790	117 549	187 300	376 770

Tabel 3 : Ekspor Indonesia menurut Komoditi (Kode HS 8 digit)

Mei 2019

Kode H S	Uraian golongan barang	Berat bersih (Kg)		Nilai F.O.B. (U S \$)	
		Bulan ini	Kumulatif	Bulan ini	Kumulatif
(1)	(2)	(3)	(4)	(5)	(6)
38089140	Insecticides; other than containing goods specified in Subheading Notes 1 & 2 to this Chapter; Mosquito repellent coils	1 519 481	8 120 699	1 794 249	9 729 731
38089150	Insecticides; other than containing goods specified in Subheading Notes 1 & 2 to this Chapter; Mosquito repellent mats	16 002	44 994	127 258	496 586
38089190	Insecticides; other than containing goods specified in Subheading Notes 1 & 2 to this Chapter; n.e.c. HS 380891.10-50	1 202 438	6 324 127	7 847 350	44 800 286
38089219	Fungicides; oth than contain goods spec in Subhead Note 1 to this Chapter;In aerosol contain; with Validamycin > 3 %	166 796	644 570	961 738	4 461 868
38089290	Fungicides; oth than contain goods spec in Subhead Note 1 to this Chapter; n.e.c. HS 3808.92.11-3808.92.19	134 015	531 327	2 145 045	7 397 330
38089319	Herbicides; oth than containing goods specified in Subheading Notes 1&2 to this Chapter; oth than In aerosol containers	189 700	1 797 734	2 992 942	22 372 507
38089330	Herbicides; oth than containing goods specified in Subheading Notes 1&2 to this Chapter; Plant-growth regulators	13 030	35 132	168 712	322 828
38089490	Disinfectants; other than contain mix of coal tar acid&alkalis, other than in aerosol containers	1 080	2 165	1 305	2 641
38089910	Wood preservatives, containing insecticides or fungicides	11 550	24 090	115 489	227 693
38089990	Rodenticide & oth similar prod; o.t contain good, n.e.c. HS 3808.52.10-3808.99.10	543 703	2 191 560	824 747	5 216 374
38099110	Base of amylaceous substances, of kind used in the textile or like industries, softening agents	221 716	940 562	262 524	1 068 751
38099190	Base of amylaceous substances, of kind used in the textile or like industries, other than softening agents	1 625 700	5 887 175	2 415 807	8 806 732
38099200	Base of amylaceous substances, of kind used in the paper or like industries, other than softening agents	1 198 150	5 178 853	1 004 892	4 333 063
38099300	Finishing agent&dye carrier; to accelerate dyeing/fixing dye-stuff, oth prod&preparation, used in leather/like industry	16 837	177 193	27 239	282 640
38109000	Fluxes&oth auxiliary preparation; for soldering, brazing/welding, or prep use as cores/coat for welding electrodes/rods	59 758	350 200	128 511	564 517
38111900	Anti-knock preparations; other than those based on lead compounds	115 547	517 027	244 978	1 186 756
38112110	Lubricating oil additives; containing petroleum oils or oils obtained from bituminous minerals, put up for retail sale	-	6 666	-	63 154
38112190	Lubricating oil additives; containing petroleum oils or oils obtained from bituminous minerals, not for retail sale	30 990	73 412	70 360	247 779
38112900	Lubricating oil additives; not containing petroleum oils or oils obtained from bituminous minerals	-	97 358	-	329 778
38119010	Oxidation and gum inhibitors, viscosity improvers, anti-corrosive preparation, rust preventatives or corrosion inhibitor	70 213	192 587	146 553	374 477
38119090	Oxidation&gum inhibitor, viscosity improver, anti-corrosive prep, oth prep additive mineral oil/liquid, nec in head 3811	39 807	100 319	49 709	329 258
38121000	Rubber accelerators; prepared	63 295	189 100	29 329	436 610
38122000	Plasticisers, compound; for rubber or plastics	20 121	46 677	18 938	62 337
38123100	Anti-oxidise prepar&oth compound stabiliser;for rubber/plastic, mix of oligomer of 2,2,4-trimethyl-1,2-dihydroquinoline	-	120 001	-	121 345
38123900	Anti-oxidising preparations and other compound stabilisers; for rubber or plastics, other than 3812.31.00	741 860	2 526 399	2 594 779	11 643 404
38130000	Fire-extinguishers; preparations and charges and charged fire-extinguishing grenades	20 000	20 018	150 000	150 531
38140000	Organic composite solvents & thinners, not elsewhere specified or included, prepared paint or varnish removers.	89 027	381 830	248 105	989 218
38151100	Catalyst,support;reaction initiator/accelerator&catalytic prep,with nickel/nickel compound as the active substance	78 160	324 300	108 509	557 641
38151200	Catalyst,support;reaction initiator/accelerator&catalytic prep,with precious metal or compounds as the active substance	31 213	56 317	6 839 029	11 721 194
38151900	The supported catalysts, other than HS 3815.11.00 - 3815.12.00	149 186	322 315	72 303	380 668

Tabel 3 : Ekspor Indonesia menurut Komoditi (Kode HS 8 digit)

Mei 2019

Kode H S	Uraian golongan barang	Berat bersih (Kg)		Nilai F.O.B. (U S \$)	
		Bulan ini	Kumulatif	Bulan ini	Kumulatif
(1)	(2)	(3)	(4)	(5)	(6)
38159000	Reaction initiators, reaction accelerators and catalytic preparations, unsupported, n.e.c. or included	162 210	1 034 712	764 558	3 321 391
38160010	Refractory cements, other than products of heading no. 3801	177 291	392 032	301 276	660 423
38160090	Mortars, concretes & similar compositions, other than products of heading 38.01.	21 338	351 581	19 785	97 131
38170000	Mixed alkylbenzenes & mixed alkylnaphthalenes, other than those of heading 27.07 or 29.02.	1 393 194	6 273 114	1 605 323	6 901 304
38180000	Chemical elementsDopedFor use in electronics, inDiscsForm, wafer/similarForm, chemicalCompoundDopedFor use in electronic	12 857	62 389	3 291 357	15 268 820
38190000	Hydraulic brake fluid&oth prep liquid hydraulic transmission nor contain<=70% weight petrol oil/obtain bitumin mineral	20 146	156 536	24 641	207 092
38200000	Anti-freezing preparations & prepared de-icing fluids.	136 382	866 298	208 644	1 285 911
38210010	Prepared culture media for the development of microorganisms	220	226	95 000	95 590
38210090	Prepared culture media for the development of plant, human or animal cells	7 044	19 193	8 827	39 382
38220010	Plates, sheets, film, foil & strip of plastics impregnated or coated with diagnostic reagents or laboratory	-	166	-	14 797
38220020	Paperboard, cellulose wadding & web of cellulose fibres impregnated or coated with diagnostic reagents or laboratory	-	265	-	2 978
38220030	Sterilisation indicator strips & tapes	-	14	-	10 796
38220090	Diagnostic/laboratory reagents on a backing prepared diagnostic/laboratory reagents, n.e.c. HS 3822.00.10 - 3822.00.30	11 098	43 860	17 665	113 973
38231100	Industrial monocarboxylic fatty acids, acid oils from refining: stearic acid	53 590 582	255 748 975	34 647 589	168 855 721
38231200	Industrial monocarboxylic fatty acids, acid oils from refining: oleic acid	6 195 920	33 571 717	4 553 818	24 581 705
38231300	Industrial monocarboxylic fatty acids, acid oils from refining: Tall oil fatty acids	-	7 620	-	15 627
38231910	Industrial monocarboxylic fatty acids: acid oils from refining	28 590 769	113 985 534	14 752 582	65 424 368
38231920	Industrial monocarboxylic fatty acids: palm fatty acid distillate	132 955 717	828 251 890	64 651 642	382 799 966
38231930	Industrial monocarboxylic fatty acids: palm kernel fatty acid distillate	10 049 207	34 387 822	4 855 849	18 410 292
38231990	Industrial monocarboxylic fatty acids, acid oils from refining, other than HS 3823.11.00 - 3823.19.30	61 213 116	291 155 104	41 062 235	205 598 484
38237010	Industrial fatty alcohols, in the form of wax	658 096	2 614 652	772 847	3 088 527
38237090	Industrial fatty alcohols other than in the form of wax	47 537 626	213 776 296	52 822 479	246 411 328
38241000	Prepared binders for foundry moulds or cores	128 897	915 265	74 914	704 964
38244000	Prepared additives for cements, mortars or concretes	802 235	5 302 990	678 296	3 554 655
38245000	Non-refractory mortars & concretes	100 871	636 828	80 737	365 182
38246000	Sorbitol other than that of subheading 2905.44	5 445 440	18 316 940	2 979 330	10 061 662
38247190	Mix halogenated drvt;CFCs whtr/hot HCFs,PFCs,HFCs;trnsformer&circuit breaker oils>=70% petroleum/oils bituminous mineral	2 100	10 424	2 501	29 355
38247300	Mixtures containing halogenated derivatives of methane, ethane or propane, containing hidrobromofluorokarbon (HBFC)	10	10	138	138
38247900	Mixtures containing halogenated derivatives of methane, ethane or propane; n.e.c. HS 3824.71 - 3824.78	-	1	-	33
38248200	Goods specified in Subheading Note 3 to this Chapter, containing PCBs, PCTs or polybrominated biphenyls (PBBs)	186	784	123 346	333 218
38249100	Mixtures & preparations consisting mainly of methyl methyl methylphosphonate & bis methylphosphonate	12 233	14 115	38 503	49 121
38249910	Ink removers, stencil correctors, other correcting fluids & correction tapes(o.t head 96.12), packings for retail sale	5 203	17 550	165 312	485 715
38249930	Copying pastes with a basis of gelatin, whether presented in bulk/ ready for use (i.e: on a paper or textile backing)	960	10 768	2 054	24 091
38249940	Chemical products & preparations of the chemical or allied industries; composite inorganic solvents	32 970	442 410	95 817	1 342 118
38249950	Chemical products & preparations of the chemical or allied industries; acetone oil	38 770	107 195	43 731	121 648

Tabel 3 : Ekspor Indonesia menurut Komoditi (Kode HS 8 digit)

Mei 2019

Kode H S	Uraian golongan barang	Berat bersih (Kg)		Nilai F.O.B. (U S \$)	
		Bulan ini	Kumulatif	Bulan ini	Kumulatif
(1)	(2)	(3)	(4)	(5)	(6)
38249960	Chemical products & preparations of the chemical or allied industries; chemical preparations contain monosodium glutamate	539 320	1 662 289	946 908	2 937 529
38249970	Chemical product & prep of the chemical/allied industries; other chemical prep, of used in the manufacture of foodstuff	645 978	2 696 742	1 531 627	6 788 890
38249991	Chemical products & preparations of chemical/allied industries; naphthenic acids, their water insoluble salts & their esters	13 722 384	68 260 548	9 845 295	52 986 421
38249999	Prepared binders for foundry moulds/cores; chemical product & prep of chemical/allied industry; o.t HS 3824.10.00-3824.99.91	2 219 642	7 471 286	1 137 399	4 130 098
38252000	Residual products of the chemical or allied industries, not elsewhere specified or included: sewage sludge	6 350	6 350	1 320	1 320
38253010	Clinical waste: syringes, needles, cannulae & the like	-	20	-	2
38256900	Residual products ; other wastes from chemical or allied industries; other than mainly containing organic constituents	3 161 901	20 314 530	3 162	128 560
38259000	Residual products of the chemical/allied industries, not elsewhere specified/included; n.e.c. HS 3825.10.00 - 3825.69.00	752 000	752 100	361	1 561
38260021	Biodiesel, not containing petroleum oil; Palm Methyl Ester, with ester alkyl content >=96.5 % but < 98 %	-	42 415 622	-	26 013 252
38260022	Biodiesel, not containing petroleum oil; Palm Methyl Ester with ester alkyl content > 98 %	188 392 060	459 110 609	114 087 978	278 790 786
38260090	Biodiesel & mixtures thereof, containing <70 % by weight of petroleum oils or oils obtained from bituminous minerals.	419 520	24 013 815	158 872	12 888 477
39011012	Ethylene polymers, polyethylene w/ specific gravity of < 0.94, in liquid/paste form, Linear Low Density Polyethylene (LLDPE)	754 000	2 939 500	563 420	2 161 605
39011019	Ethylene polymers, polyethylene w/ specific gravity of < 0.94, in liquid/paste form, oth Linear Low-Density Polyethylene	357 525	1 298 631	733 592	2 694 323
39011092	Ethylene polymers, polyethylene w/ specific gravity of < 0.94, oth in liquid/paste form, Linear Low-Density Polyethylene	940 250	13 331 274	1 017 111	13 222 771
39011099	Ethylene polymers, polyethylene w/ specific gravity of < 0.94, oth in liquid/paste form, oth Linear Low-Density Polyethylene	584 200	2 839 610	436 898	2 147 100
39012000	Ethylene polymers; in primary forms, polyethylene having a specific gravity of 0.94 or more	5 633 592	26 180 460	6 144 912	27 224 680
39013000	Ethylene polymers; in primary forms, Ethylene-vinyl acetate copolymers	87 547	520 787	177 058	788 952
39014000	Ethylene polymers; in primary forms, Ethylene-alpha-olefin copolymers, having a specific gravity of less than 0.94	12 386 410	41 079 490	8 342 157	27 580 854
39019040	Ethylene polymers; in primary forms, other than 3901.10 - 3901.40, in dispersion	-	27 000	-	21 600
39019090	Ethylene polymers; in primary forms, other than 3901.10 - 3901.40, other than in dispersion	3 395 349	17 928 859	2 613 626	12 032 690
39021030	Propylene, other olefin polymers, polypropylene in primary forms, in dispersion	1	1	5	5
39021040	Propylene, other olefin polymers, polypropylene in primary forms, in granules, pellets, beads, flakes, chips & similar forms	170 208	3 074 997	333 205	4 750 772
39021090	Propylene, other olefin polymers, polypropylene in primary forms, other than HS 3902.10.30 - 3902.10.40	2 258 608	9 459 322	1 631 459	6 797 912
39022000	Propylene, other olefin polymers, Polyisobutylene, in primary forms	-	490	-	1 835
39023030	Propylene, other olefin polymers, Propylene copolymers, in the form of liquids or pastes	7	217	6	832
39023090	Propylene, other olefin polymers, Propylene copolymers, other than in the form of liquids or pastes	1 065 975	5 914 726	1 012 569	5 366 062
39029090	Propylene, oth olefin polymers, oth HS 3902.10-3902.30, oth chlorinated polypropylene suitable in printing ink formulation	68 603	221 116	82 151	337 889
39031110	Styrene polymers, expansible polystyrene, in primary forms, in the form of granules	2 150	33 653	8 248	63 245
39031190	Styrene polymers, expansible polystyrene, in primary forms, other than in the form of granules	376	5 493	1 206	14 647
39031910	Styrene polymers, other than expansible polystyrene, in primary forms, in dispersion	907 605	2 942 847	518 602	1 592 201

Tabel 3 : Ekspor Indonesia menurut Komoditi (Kode HS 8 digit)

Mei 2019

Kode H S	Uraian golongan barang	Berat bersih (Kg)		Nilai F.O.B. (U S \$)	
		Bulan ini	Kumulatif	Bulan ini	Kumulatif
(1)	(2)	(3)	(4)	(5)	(6)
39031920	Styrene polymers, oth than expansible polystyrene,in primary forms,in granules,pellets,beads,flakes,chips&similar forms	30 390	100 261	15 515	59 602
39031990	Styrene polymers, other than expansible polystyrene, in primary forms, other than HS 3903.19.10 - 3903.19.20	924 226	4 294 771	784 109	4 199 216
39032090	Styrene polymers, styrene-acrylonitrile (SAN) copolymers, in primary forms, other than in aqueous& non-aqueous dispersion	-	12 732	-	37 937
39033040	Styrene polymers, acrylonitrile-butadiene-styrene (ABS) copolymers, in primary forms, in aqueous dispersion	17 250	100 050	21 689	139 348
39033060	Styrene polymers, acrylonitrile-butadiene-styrene (ABS) copolymers, in primary forms, in the form of granules	-	4 780	-	15 992
39033090	Styrene polymers,acrylonitrile-butadiene-styrene (ABS) copolymers, in primary forms,other than HS 3903.30.40-3903.30.60	1 500 802	7 904 001	1 040 177	4 563 887
39039030	Styrene polymers, in primary forms, other than HS 3903.11.10 - 3903.30.90, in dispersion	1 226 695	4 170 422	1 357 379	4 762 037
39039091	Styrene polymers,in primary forms,oth thn HS 3903.11.10-3903.30.90,Impact Polystyrene of notched izod impact 23°C<80 J/m	25	28 115	82	27 974
39039099	Styrene polymers,in primary forms,oth HS 3903.11.10-3903.30.90,impact Polystyrene of notched izod impact at 23°C>=80 J/m	2 389 505	8 680 953	2 564 690	9 843 149
39041010	Poly(vinyl chloride), not mixed with any other substances ,homopolymers, suspension type	21 625 100	74 938 520	17 093 873	61 158 712
39041092	Poly(vinyl chloride), not mixed with any other substances, oth thn homopolymers suspension type, in the form of powder	1 886 500	3 383 500	1 629 255	2 988 910
39041099	Poly(vinyl chloride),not mixed with any oth substances,oth homopolymers suspension type,oth in the granules/powder form	2 065 031	10 376 883	1 630 938	8 427 435
39042190	Non-plasticised poly(vinyl chloride), in primary forms, mixed with other substances,other in the form of granules/powder	-	20 575	-	6 584
39042220	Plasticised poly(vinyl chloride), in primary forms, mixed with other substances, in the form of granules	461 000	2 060 282	745 235	3 129 634
39042290	Plasticised poly(vinyl chloride),in primary forms,mixed w/ oth substances,oth in the form of dispersion/granules/powder	77 460	207 257	74 301	248 137
39043020	Vinyl chloride-vinyl acetate copolymers, in primary forms, in the form of powder	25	25	170	170
39043090	Vinyl chloride-vinyl acetate copolymers, in primary forms, other in the form of granules/powder	-	26 000	-	41 790
39044090	Vinyl chloride copolymers, in primary forms n.e.c. in heading no. 3904, other than in the form of granules/powder	-	2 000	-	8 182
39045050	Vinylidene chloride polymers,in primary forms, in the form of granules	-	19 175	-	121 243
39046190	Halogenated olefin polymers,fluoro-polymers,polytetrafluoroethylene,in primary forms,oth thn in form of granules/powder	1	11	24	428
39049050	Vinyl chloride, other halogenated olefin polymers, n.e.c. in heading no. 3904, in the form of powder	120	120	547	547
39049090	Vinyl chloride, oth halogenated olefin polymers, n.e.c. in heading no.3904,oth thn in form of dispersion/granules/powder	74 900	538 205	60 999	365 106
39051200	Poly(vinyl acetate), in aqueous dispersion, in primary forms	335 450	1 824 065	394 636	2 355 842
39051910	Poly(vinyl acetate), other than in aqueous dispersion, in primary forms, in the form of liquids or pastes	5 000	19 340	6 250	26 037
39051990	Poly(vinyl acetate), other than in aqueous dispersion, in primary forms, other than in the form of liquids or pastes	18 920	146 942	39 644	285 212
39052100	Vinyl acetate copolymers, in aqueous dispersion, in primary forms	16 000	156 755	16 480	162 510
39053010	Poly(vinyl alcohol), whether or not containing unhydrolysed acetate groups , in dispersion	10 568	30 440	9 097	26 429
39053090	Poly(vinyl alcohol), whether or not containing unhydrolysed acetate groups, other than in dispersion	-	8 002	-	9 423
39059920	Vinyl (acetate/ester polymers/polymers),n.e.c. in HS 3905,in primary forms,oth copolymers,in non-aqueous dispersion	12 000	12 000	41 040	41 040

Tabel 3 : Ekspor Indonesia menurut Komoditi (Kode HS 8 digit)

Mei 2019

Kode H S	Uraian golongan barang	Berat bersih (Kg)		Nilai F.O.B. (U S \$)	
		Bulan ini	Kumulatif	Bulan ini	Kumulatif
(1)	(2)	(3)	(4)	(5)	(6)
39059990	Vinyl (acetate/ester polymers/polymers),n.e.c. in HS 3905,in primary forms,oth copolymers,oth HS 3905.99.10-3905.99.20	511	569	6 101	13 826
39061010	Acrylic polymers, poly(methyl methacrylate), in primary forms, in dispersion	436 800	2 437 100	451 261	2 543 965
39061090	Acrylic polymers, poly(methyl methacrylate), in primary forms, other than in dispersion	126 867	1 126 843	222 078	1 684 792
39069020	Acrylic polymers, other than poly(methyl methacrylate), in primary forms, in dispersion	4 347 804	18 994 781	5 562 577	22 581 566
39069092	Acrylic polymers, other than poly(methyl methacrylate), in primary forms, sodium polyacrylate other than in dispersion	1 527 576	7 777 076	1 869 623	10 528 401
39069099	Acrylic polymers, oth thn poly(methyl methacrylate),in primary forms,oth thn sodium polyacrylate, oth thn in dispersion	1 584 727	6 255 547	2 297 301	9 959 996
39071000	Polyacetals, in primary forms	110 199	483 674	131 314	531 514
39072010	Polytetramethylene ether glycol, in primary forms	27 600	225 443	30 776	285 571
39072090	Other polyethers, in primary forms, other than polytetramethylene ether glycol	33 611	468 515	78 634	814 535
39073020	Epoxide resins, in primary forms, of a kind used for coating, in powder form	64 424	317 076	83 572	434 365
39073030	Epoxide resins, in primary forms, in the form of liquids or pastes	-	495 720	-	294 799
39073090	Epoxide resins, in primary forms, other than of a kind used for coating in powder form,other than in liquids/pastes form	62 583	633 362	125 202	1 651 493
39074000	Polycarbonates, in primary forms	294 056	1 016 627	300 153	1 254 757
39075010	Alkyd resins, in primary forms, in the form of liquids or pastes	744 600	4 179 636	931 699	5 394 230
39075090	Alkyd resins, in primary forms, other than in the form of liquids or pastes	592 750	2 050 697	822 152	2 918 024
39076100	Poly(ethylene terephthalate), in primary forms, having a viscosity of 78ml/g or higher	14 318 144	77 986 434	16 838 385	91 313 865
39076910	Poly(ethylene terephthalate), in primary forms, having a viscosity of less than 78ml/g, in the form granules	1 235 130	8 107 233	512 764	5 071 453
39076990	Poly(ethylene terephthalate), in primary forms, having a viscosity of less than 78ml/g, other than in the form granules	12 612 771	63 835 100	10 902 176	54 851 966
39077000	Poly(lactic acid), in primary forms	159	335	2 028	5 411
39079120	Polyesters, n.e.c. in heading no. 3907, unsaturated, in primary forms, granules & similar forms	-	102 500	-	101 666
39079130	Polyesters, n.e.c. in heading no. 3907, unsaturated, in primary forms, in the form of liquids or pastes	185 300	905 300	265 251	1 280 451
39079190	Polyesters,n.e.c. in HS 3907,unsaturated, in primary forms,oth granules&similar forms,oth in the form of liquids/pastes	103 990	934 768	148 992	1 390 776
39079940	Polyester, n.e.c. in heading no. 3907, saturated, in primary forms, of a kind used for coating, in powder form	40 723	118 095	131 371	408 557
39079990	Polyesters, n.e.c. in heading no.3907, saturated, in primary forms, other than of a kind used for coating in powder form	3 123 355	12 396 300	3 377 648	14 169 196
39081010	Polyamide-6, in primary forms	547 867	4 370 069	863 419	7 093 424
39081090	Polyamide-11, -12, -6,6, -6,9, -6,10 or -6,12, in primary forms	84 478	1 520 834	71 455	1 834 758
39089000	Polyamides, other than Polyamide-6, -11, -12, -6,6, -6,9, -6,10 or -6,12; in primary forms	195 139	641 930	255 644	669 655
39091010	Urea resins, thiourea resins, in primary forms, moulding compounds	-	16 536	-	51 098
39091090	Urea resins, thiourea resins, in primary forms, other than moulding compounds	753 860	4 310 232	535 857	3 020 290
39092010	Melamine resins, in primary forms, moulding compounds	39 690	251 203	81 653	473 058
39092090	Melamine resins, in primary forms, other than moulding compounds	220 014	755 056	322 310	1 105 902
39093100	Poly(methylene phenyl isocyanate) (crude MDI, polymeric MDI), in primary forms	136 800	793 110	308 052	1 953 124
39093999	Amino-resins, in primary forms, other than HS 3909.10.10-3909.39.91	10 965	24 696	13 355	33 342
39094010	Phenolic resins, in primary forms, moulding compounds other than phenol formaldehyde	-	5 629	-	20 767
39094090	Phenolic resins, in primary forms, other than moulding compounds other than phenol formaldehyde	469 066	2 646 666	945 467	5 484 586
39095000	Polyurethanes, in primary forms	190 785	1 061 593	550 929	2 890 407

Tabel 3 : Ekspor Indonesia menurut Komoditi (Kode HS 8 digit)

Mei 2019

Kode H S	Uraian golongan barang	Berat bersih (Kg)		Nilai F.O.B. (U S \$)	
		Bulan ini	Kumulatif	Bulan ini	Kumulatif
(1)	(2)	(3)	(4)	(5)	(6)
39100020	Silicones, in primary forms, in dispersion & in solutions	77 471	323 679	152 925	579 094
39100090	Silicones, in primary forms, other than in dispersion & in solutions	600 324	2 466 165	1 006 210	3 946 925
39111000	Petroleum resins, coumarone, indene or coumarone-indene resins and polyterpenes, in primary forms	3 265	44 329	17 434	126 673
39119000	Polysulphides,polysulphones&oth products spec. in Note 3 this Chapter,not elsewhere specified/included,in primary forms	106 001	332 502	154 317	575 416
39122011	Cellulose nitrates (including collodions), in primary forms, non-plasticised, water-based semi-finished nitrocellulose	60	287	109	396
39122019	Cellulose nitrates (including collodions),in primary forms,non-plasticised,oth water-based semi-finished nitrocellulose	66 260	340 642	152 177	774 708
39123100	Cellulose ethers, carboxymethylcellulose and its salts, in primary forms	10 001	44 146	36 664	155 358
39123900	Cellulose ethers, in primary forms, other than carboxymethylcellulose and its salts	3 758	12 683	64 366	113 315
39129020	Cellulose and its chemical derivatives, in primary forms, in the form of granules, other than HS 3912.11-3912.39	95	111	496	528
39129090	Cellulose&its chemical derivatives, in primary forms, other than in the form of granules, other than HS 3912.11-3912.39	1 168	6 233	10 304	37 795
39139020	Chemical derivatives of natural rubber, in primary forms	8	8	4	4
39139030	Starch-based polymers, in primary forms	6	19 615	711	52 439
39139090	Natural polymers & modified natural polymers, in primary forms, other than HS 3913.10.00-3913.90.30	15 295	118 062	213 802	1 406 020
39140000	Ion-exchangers based on polymers of heading no. 3901 to 3913, in primary forms	-	420	-	419
39151090	Waste, parings & scrap, of polymers of ethylene, of rigid cellular products	7 017 967	31 416 512	5 067 298	16 426 683
39153090	Waste, parings & scrap, of polymers of vinyl chloride, of rigid cellular products	-	4	-	351
39159000	Waste, parings & scrap, of other plastics, other than polymers of ethylene or styrene or vinyl chloride	2 996 991	15 077 856	2 623 351	12 236 627
39161010	Monofilament of which any cross-sectional dimension exceeds 1 mm, of polymers of ethylene	-	35 118	-	126 845
39161020	Rods, sticks & profile shapes, of polymers of ethylene	24 013	103 308	75 115	314 369
39162010	Monofilament of which any cross-sectional dimension exceeds 1 mm, of polymers of vinyl chloride	74 580	147 612	283 867	561 650
39162020	Rods, sticks & profile shapes, of polymers of vinyl chloride	2 996	9 839	19 097	59 442
39169041	Monofilament of which any cross-sectional dimension exceeds 1 mm, of hardened proteins	4 582	8 410	47 767	82 380
39169042	Rods, sticks & profile shapes, of hardened proteins	8 426	21 593	20 775	55 518
39169050	Monofilament of which any cross-sectional dimension exceeds 1 mm, rods, sticks & profile shapes, of vulcanised fibre	2 519	66 880	15 557	268 598
39169070	Monofilament, rods, sticks&profile shapes, of other add polymerisation products, of regenerated cellulose, plasticised	502 736	2 168 810	1 057 983	4 651 088
39169080	Monofilament, rods, sticks & profile shapes, of condensation or rearrangement polymerisation products	23	23	1 081	1 081
39169091	Monofilament of which any cross-sectional dimension >1mm, of plastics, other than HS 3916.10.10-3916.90.80	1 198	1 346	2 696	3 526
39169092	rods, sticks & profile shapes, of plastics, other than HS 3916.10.20-3916.90.80	1 734	18 436	12 469	143 176
39171010	Artificial guts (sausage casings) of hardened protein	400	400	50	50
39171090	Artificial guts (sausage casings) of cellulosic materials	684	23 653	4 680	146 116
39172100	Tubes, pipes and hoses, rigid, of polymers of ethylene	13 971	64 765	106 541	250 617
39172200	Tubes, pipes and hoses, rigid, of polymers of propylene	1 052 817	4 499 371	3 387 558	14 185 936
39172300	Tubes, pipes and hoses, rigid, of polymers of vinyl chloride	40 186	80 533	143 234	244 681
39172911	Tubes, pipes and hoses, rigid, further worked than merely surface worked, of other addition polymerisation products	20 850	81 805	38 541	145 869
39172912	Tube,pipe&hose,rigid,furth work,of aminoresin;cell nitrate/acetate,plastic;vulc fibre; hardprotein;chem deriv nat rubber	-	175	-	7 100
39172919	Tubes, pipes and hoses, rigid, further worked than merely surface worked, other than 3917.29.11-3917.29.12	97 752	489 864	328 594	1 531 785
39172929	Tubes,pipes&hoses,rigid,oth further worked thn merely surface worked,oth HS 3917.29.21-3917.29.25	12 654	123 830	64 021	397 275

Tabel 3 : Ekspor Indonesia menurut Komoditi (Kode HS 8 digit)

Mei 2019

Kode H S	Uraian golongan barang	Berat bersih (Kg)		Nilai F.O.B. (U S \$)	
		Bulan ini	Kumulatif	Bulan ini	Kumulatif
(1)	(2)	(3)	(4)	(5)	(6)
39173111	Flexible tube,pipe&hose,min burst pressure 27.6Mpa,further worked thn merely surface worked,of add polymerisation prod.	500	570	293	1 247
39173119	Flexible tube,pipe&hose,min burst pressure 27.6Mpa,further worked thn merely surface worked,oth HS 3917.31.11-3917.31.12	1 328	3 160	2 909	8 809
39173129	Flexible tube,pipe&hose,min burst pressure 27.6Mpa,oth further worked thn merely surface worked,oth HS 3917.31.21-.25	50	1 261	21	2 186
39173210	Sausage or ham casings, not reinforced or otherwise combined with other materials, without fittings	-	6 462	-	23 925
39173220	Thermoplastic hoses for gas stove, not reinforced or otherwise combined with other materials, without fittings	0	15	20	45
39173291	Tube,pipe&hose,oth3917.31,not combine w/oth,w/o fitting,furth work of add polymer;phenolic/amino resin;deriv nat rubber	82	206	2 695	6 478
39173292	Tubes,pipes&hoses,oth no. 3917.31,not reinforced/combined w/ oth materials,w/o fittings,further worked ,o.t HS 3917.32.9	26	6 033	243	22 040
39173299	Tube,pipe&hose,oth3917.31,not reinforced/combined w/oth ,w/o fittings,oth further worked,o.t HS 3917.32.93-3917.32.95	24 794	143 176	213 384	896 435
39173310	Tubes,pipes&hoses,oth item no. 3917.31,not reinforced/combined w/ oth materials,w/ fittings,further worked	8 222	34 203	78 777	332 840
39173399	Tube,pipe&hose,oth3917.31,not reinforce/combine w/oth material,w/ fitting,oth further worked,o.t HS3917.33.91-3917.33.96	8 601	33 818	91 359	371 504
39173913	Tube,pipe&hose,nec in 3917.30,further worked,of cellulose nitrate/ acetates&oth chem deriv of cellulose, plasticised	1 762	2 208	1 651	2 275
39173919	Tubes,pipes&hoses thereof,n.e.c. in item no. 3917.30,further worked than merely surface worked,oth HS 3917.39.11-.13	2 768	14 737	75 308	379 978
39173999	Tubes,pipes&hoses thereof,n.e.c. in item no. 3917.30,oth further worked than merely surface worked,oth HS 3917.39.31-.94	23 297	103 956	392 895	890 319
39174000	Fittings (e.g. joints, elbows, flanges), of plastics	23 334	122 030	284 363	1 892 577
39181011	Floor coverings; of polymers of vinyl chloride, whether or not self-adhesive, in the form of tiles	525	1 488	1 971	2 472
39181019	Floor coverings; of polymers of vinyl chloride, whether or not self-adhesive, in rolls	1	3 079	17	11 987
39181090	Wall or ceiling coverings; of polymers of vinyl chloride, whether or not self-adhesive, in rolls or in the form of tiles	34 555	114 786	54 060	162 751
39189013	Floor coverings; of plastics (excluding polymers of vinyl chloride), whether/not self-adhesive,in rolls,of polyethylene	510	19 647	269	10 540
39189016	Floor coverings of plastics of vulcanised fibre,excl. polymers of vinylchloride,whether/not self-adhesive,in rolls/tiles	7	122	11	137
39189019	Floor coverings of plastic(excl. polymers vinylchloride),won self-adhesive,in rolls/tiles,o.t HS 39189011-39189016	4 740	20 804	28 827	123 199
39189099	Wall/ceiling cover of plastic(excl.vinyl chloride polymer),won self-adhesive,in roll/tile,o.t HS 3918.90.91-3918.90.94	342 906	1 193 504	1 043 745	3 502 894
39191010	Plastics;plate,sheet,film,foil,tape,strip,oth flat shape,in roll cellulose&its chemical derivative,in primary forms	971	4 978	6 835	23 313
39191020	Plastics;plate,sheet,film,foil,tape,strip,oth flat shape,in roll cellulose&its chemical derivative,of polyethylene	186 609	437 917	199 948	262 499
39191091	Plastics;plate,sheet,film,foil,tape,strip,oth flat shape,in roll, of hardened protein/chemical derivative natural rubber	1	710	1	16 119
39191092	Plastic;plate,sheet,film,foil,tape,strip,in roll,add;condens/rearrange polymer;nitrate,acetate&oth cellulose chem deriv	3	3	283	283
39191099	Plastics;plates,sheets,film,foil,tape,strip,oth flat shape, self-adhesive, in rolls o.t HS 3919.10.10-3919.10.92	1 747 391	7 927 708	5 355 104	24 356 024
39199010	Plastics;plates,sheets,film,foil,tape,strip,oth flat shapes, elf-adhesive,o.t in rolls, of polymers of vinyl chloride	13 605	67 655	95 118	615 873
39199020	Plastics;plates,sheets,film,foil,tape,strip,oth flat shapes, elf-adhesive,o.t in rolls, of hardened proteins	-	2 151	-	14 451

Tabel 3 : Ekspor Indonesia menurut Komoditi (Kode HS 8 digit)

Mei 2019

Kode H S	Uraian golongan barang	Berat bersih (Kg)		Nilai F.O.B. (U S \$)	
		Bulan ini	Kumulatif	Bulan ini	Kumulatif
(1)	(2)	(3)	(4)	(5)	(6)
39199091	Plastic;plate, sheet, film, foil, tape, strip, oth flat shapes, elf-adhesive, o.t in roll, of chemical derivatives natural rubber	100 651	489 138	162 702	834 242
39199092	Plastic;plate, sheet, film, foil, tape, strip, selfadhesiv, o.t roll?20cm, add polymer; rearrange; cellulose nitrat/acetat, plastic	1 388	5 035	6 868	24 981
39199099	Plastics;plate, sheet, film, foil, tape, strip, oth flat shapes, self-adhesive, o.t in rolls, o.t of HS 3919.10.10-3919.90.92	85 978	427 790	988 876	3 587 710
39201011	Plastics; plates&sheets, of polymer ethylene, noncellular¬ reinforced, laminat, support/combine other materials; rigid	-	28 024	-	41 001
39201019	Plastics; plates&sheets, of polymer ethylene, noncellular¬ reinforced, laminat, support/combine oth materials; not rigid	4 203 628	16 951 852	7 238 577	28 889 027
39201090	Plastics; film, foil & strip, of polymer ethylene, non-cellular¬ reinforced, laminat, support/combined oth material	911 874	4 820 323	1 647 515	8 705 200
39202010	Plastics; biaxially oriented polypropylene film, of polymers propylene, non-cellular & not reinforced	3 987 882	17 704 650	9 818 065	45 472 158
39202091	Plastics; plate & sheet; o.t biaxially oriented polypropylene film, of polymers propylene, non-cellular & not reinforced	1 279 639	6 379 401	2 296 595	11 807 243
39202099	Plastics; film, foil&strip; o.t biaxially oriented polypropylene film, of polymer propylene, non-cellular & not reinforced	1 048 610	5 930 111	1 967 797	10 797 770
39203020	Plastics; of polymers of styrene, acrylonitrile butadiene styrene (ABS) sheets used in the manufacture of refrigerators	111 621	702 464	310 214	1 874 580
39203091	Plastics; plate&sheet of polymer styrene, acrylonitrile butadiene styrene sheet used manufacture of refrigerators, rigid	14 784	16 230	52 437	63 403
39203092	Plastics; plate&sheet of polymer styrene, acrylonitrile butadiene styrene sheet used manufacture of refrigerator, no rigid	1 120	2 056	5 540	8 186
39203099	Plastics; film, foil&strip of polymer styrene, acrylonitrile butadiene styrene sheet used manufactur refrigerator, no rigid	6 655	69 558	44 951	538 429
39204310	Plastics; plates & sheets; polymers of vinyl chloride, containing by weight not less than 6% of plasticisers	7 078	50 157	25 956	192 463
39204390	Plastics; film, foil & strip; polymers of vinyl chloride, containing by weight not less than 6% of plasticisers	37 703	175 073	102 158	381 161
39204900	Plastics; polymers of vinyl chloride, containing by weight more than 6% of plasticisers	148 957	209 630	393 606	554 498
39205111	Plastics; plates & sheets of acrylic polymers, polymethyl methacrylate, rigid	1 132 459	4 061 002	3 152 492	11 921 895
39205119	Plastics; plates & sheets of acrylic polymers, polymethyl methacrylate, no rigid	1 601 543	7 416 375	4 899 524	24 514 891
39205190	Plastics; film, foil and strip; of acrylic polymers, polymethyl methacrylate	26 500	159 164	15 300	110 966
39205911	Plastics; plates & sheets of acrylic polymers (excluding polymethyl methacrylate); rigid	83 788	219 104	193 791	640 613
39205990	Plastics; film, foil and strip of acrylic polymers (excluding polymethyl methacrylate)	3 385	27 831	11 416	105 880
39206110	Plastics; plates&sheets, of polycarbonates, non-cellular¬ reinforced, laminate, support/combined with other materials	318 851	2 273 252	1 317 702	9 838 100
39206190	Plastics; film, foil and strip, of polycarbonates, non-cellular¬ reinforced, laminate, support/combine with oth materials	-	175	-	4 884
39206210	Plastics;plate&sheet, of poly(ethylene terephthalate), non-cellular¬ reinforce, laminate, support/combine oth material	792 713	4 330 552	1 522 396	8 610 599
39206290	Plastics;film, foil&strip, of poly(ethylene terephthalate), noncellular¬ reinforce, laminate, support/combine oth material	1 579 267	4 196 754	4 935 486	13 517 691
39206910	Plastics;plates & sheets, of other polyesters, non-cellular & not reinforced, laminated, supported/combined oth material	55 406	193 545	109 732	402 917
39206990	Plastics; film, foil & strip, of other polyesters, non-cellular & not reinforced, laminated, supported/combined oth material	1 036 569	3 546 639	2 923 797	10 791 701
39207110	Plastics; plates, sheets, film, foil and strip (not self-adhesive), of regenerated cellulose; cellophane film	544	6 727	2 555	31 616
39207191	Plastics; printed sheets, of regenerated cellulose; other than cellophane film	-	358	-	5 309
39207199	Plastics; other than cellophane film & printed sheets, of regenerated cellulose	-	90	-	412

Tabel 3 : Ekspor Indonesia menurut Komoditi (Kode HS 8 digit)

Mei 2019

Kode H S	Uraian golongan barang	Berat bersih (Kg)		Nilai F.O.B. (U S \$)	
		Bulan ini	Kumulatif	Bulan ini	Kumulatif
(1)	(2)	(3)	(4)	(5)	(6)
39207991	Plastics; plates&sheets o.t nitrocellulose(gun cotton) & vulcanised fibre,laminated,supported/combined oth material	-	0	-	250
39209110	Plastics; film of a kind used in safety glass,thickness >0.38mm but<= 0.76mm, & of a width<=2 m; of poly(vinyl butyral)	4 122	4 349	12 852	13 110
39209191	Plastics;plate&sheet,film unused in safety glass,thickness >0.38mm but<= 0.76mm, & width<=2 m; of poly(vinyl butyral)	125	3 934	414	2 516
39209199	Plastics;foil&strip,film unused in safety glass,thickness >0.38mm but<= 0.76mm, & width<=2 m; of poly(vinyl butyral)	10 215	41 401	3 978	13 710
39209210	Plastics;plates,sheets,film,foil&strip,of polyamide-6,non-cellular¬ reinforce,laminate,support/combine oth materials	1 193 900	6 566 041	4 343 417	24 468 429
39209291	Plastics;plates&sheets, other than of polyamide-6,non-cellular & not reinforced, laminated,support/combine oth materials	-	116	-	11 186
39209299	Plastics; film,foil&strip,other than of polyamide-6,non-cellular¬ reinforced, laminated,support/combine oth materials	-	4 221	-	2 774
39209491	Plastics; plates&sheets, other than phenol formaldehyde sheets,laminated,supported/combined with oth material	-	5	-	605
39209921	Plastics; plates & sheets, of plastics nec in head 3920, of addition polymerisation products	11 222	11 222	25 809	25 809
39209929	Plastics; film, foil & strip, of plastics nec in head 3920, of addition polymerisation products	1	331	12	13 897
39209939	Plastics; film, foil & strip, of plastics nec in head 3920, of condensation or rearrangement polymerisation products	-	1	-	1
39209990	Plastics; of plastics nec in head 3920, laminated, supported/combine oth material,o.t HS 3920.10.11-3920.99.39	1 686	4 464	9 040	57 193
39211191	Plastics; plates & sheets, of polymers of styrene, cellular, not rigid	-	9 698	-	70 985
39211199	Plastics; foil and strip, of polymers of styrene, cellular, not rigid	939	18 225	13 154	79 806
39211200	Plastics; plates, sheets, film, foil and strip, of polymers of vinyl chloride, cellular	44 474	200 088	177 613	656 054
39211310	Plastics; plates, sheets, film, foil and strip, of polyurethanes, cellular, rigid	26 883	114 859	216 003	1 044 256
39211391	Plastics; plates & sheets, of polyurethanes, cellular, not rigid	2	2	1 039	1 039
39211399	Plastics; foil and strip, of polyurethanes, cellular, not rigid	9 788	30 280	290 174	1 026 415
39211920	Plastics; plates, sheets, film, foil and strip, of plastics n.e.c. in heading no. 3921, cellular, rigid	905	3 728	13 323	67 170
39211991	Plastics; plates & sheets, of plastics n.e.c. in heading no. 3921, cellular, not rigid	-	8 178	-	53 155
39211992	Plastics; film, of plastics n.e.c. in heading no. 3921, cellular, not rigid	13 392	52 509	41 157	183 003
39211999	Plastics; foil and strip, of plastics n.e.c. in heading no. 3921, cellular, not rigid	856 381	4 114 596	3 253 560	15 453 699
39219010	Plastics; plates, sheets, film, foil and strip, other than cellular, of vulcanised fibre	5 006	7 572	488	27 448
39219020	Plastics; plates, sheets, film, foil and strip, other than cellular, of hardened proteins	35 996	339 837	125 747	1 151 229
39219030	Plastics; plates, sheets, film, foil and strip, other than cellular, of chemical derivatives of natural rubber	32	32	888	888
39219041	Plastics; plates & sheets, other than cellular, of condensation or rearrangement polymerisation products	7 285	57 828	19 887	183 453
39219042	Plastics; film, other than cellular, of condensation or rearrangement polymerisation products	2 614	2 614	56	56
39219049	Plastics; foil & strip, other than cellular,of condensation or rearrangement polymerisation products	-	556	-	4 750
39219060	Plastics; plates, sheets, film, foil and strip, other than cellular, of other cellulose or its chemical derivatives	-	14	-	18
39219090	Plastics; plates, sheets, film, foil and strip, other than cellular, of other than HS 3921.90.10-3921.90.60	2 282 472	10 607 125	6 846 272	31 222 205
39221011	Bathtubs having rectangular or oblong interior shape of plastics	-	339	-	168

Tabel 3 : Ekspor Indonesia menurut Komoditi (Kode HS 8 digit)

Mei 2019

Kode H S	Uraian golongan barang	Berat bersih (Kg)		Nilai F.O.B. (U S \$)	
		Bulan ini	Kumulatif	Bulan ini	Kumulatif
(1)	(2)	(3)	(4)	(5)	(6)
39221019	Plastics; baths; other than bathtubs having rectangular or oblong interior shape	105	884	80	960
39221090	Baths, shower-baths, sinks & wash-basins, other than bathtubs having rectangular or oblong interior shape of plastics	10 090	36 969	84 336	252 517
39222000	Lavatory seats & covers	9 998	43 809	128 487	534 285
39229012	Lavatory pans, flushing cisterns & urinals ; flushing cisterns equipped with their mechanisms	-	5 704	-	7 184
39229019	Lavatory pans, flushing cisterns & urinals; other than parts & flushing cisterns equipped with their mechanisms	7 675	54 292	5 847	12 791
39229090	Plastics; bidets, lavatory pans, flushing cisterns and similar sanitary ware n.e.c. in heading no. 3922	3 365	30 780	3 877	27 579
39231010	Plastics; cases for film, tape & optical discs, for the conveyance or packing of goods	256 175	1 360 921	1 321 670	7 033 451
39231090	Plastics; boxes, crates and similar articles, for the conveyance or packing of goods	455 653	1 576 906	2 749 100	11 358 569
39232111	Ethylene polymer;aseptic bag reinforced with aluminium foil,width >315 mm& length >410mm, incorporating a sealed gland	271 504	1 737 884	363 920	2 386 445
39232119	Ethylene polymer;aseptic bag reinforced with aluminium foil,width <=315 mm& length <=410mm,incorporating a sealed gland	3 091 419	13 418 368	5 216 395	23 084 776
39232191	Ethylene polymer;aseptic bag not reinforced with aluminium foil,width>315 mm& length>410mm, incorporating a sealed gland	18 802	128 413	106 761	760 390
39232199	Ethylene polymer;aseptic bag not reinforced with aluminium foil,width<=315 mm&length<=410mm, incorporating sealed gland	5 277 108	26 849 991	7 969 469	38 443 770
39232910	Ethylene polymer;aseptic bags reinforced/not with aluminium foil,width>315 mm&length>410 mm,incorporating a sealed gland	55 580	206 386	63 637	228 706
39232990	Ethylene polymer;aseptic bags reinforced/not with aluminium foil,width<=315 mm&length<=410 mm,incorporat a sealed gland	1 222 047	6 251 864	2 907 970	14 895 310
39233090	Plastic;carboy,bottle,flask&sim.o.t multilayer fibreglass containers,for compress/liquefied gas;for conveyance/packing	275 266	1 203 882	1 325 783	5 049 269
39234010	Spools, cops, bobbins and similar supports, suitable for use with the machines of heading 84.44, 84.45 or 84.48	5 493	32 615	13 012	140 245
39234090	Spools, cops, bobbins and similar supports, not for use with the machines of heading 84.44, 84.45 or 84.48	30 677	206 756	114 912	949 577
39235000	Spools, cops, bobbins & similar supports; stoppers, lids, caps & other closures, for the conveyance or packing of goods	277 025	1 360 536	2 604 130	13 554 548
39239010	Spools, cops, bobbins & similar supports; toothpaste tubes	10 013	52 318	79 235	381 332
39239090	Spools, cops, bobbins & similar supports; other than toothpaste tubes	1 210 060	7 093 323	4 746 153	24 218 794
39241010	Plastics; tableware and kitchenware, of melamine	1 481	56 433	5 172	83 887
39241090	Plastics; tableware and kitchenware, other than of melamine	314 808	1 773 555	2 325 547	10 852 268
39249010	Plastics;Plastics; household articles and hygienic or toilet articles, bed pans, urinals (portable type) /chamber-potss	155	178	1 961	2 007
39249020	Plastics; household articles &hygienic/toilet articles nipple former, breastshells, nipple shields, h& expression funnel	-	72	-	1 999
39249030	Plastics; household articles and hygienic or toilet articles supplementary feeding system for babies	5 744	18 663	115 486	407 272
39249090	Plastics; household articles and hygienic or toilet articles n.e.c in heading no. 3924	720 677	2 565 491	2 066 135	7 512 059
39251000	Plastics; reservoirs, tanks, vats & similar containers, of a capacity exceeding 300 l	7 239	119 959	33 237	685 377
39252000	Plastics; doors, windows & their frames & thresholds for doors	4 224	55 785	2 938	43 036
39253000	Plastics; shutters, blinds (including Venetian blinds) & similar articles & parts thereof	48 127	236 868	488 811	2 406 239
39259000	Plastics; builders' ware, n.e.c. or included in heading no. 3925	372 556	959 995	839 330	3 162 107
39261000	Plastics; office or school supplies	461 207	2 280 364	1 552 242	8 036 182

Tabel 3 : Ekspor Indonesia menurut Komoditi (Kode HS 8 digit)

Mei 2019

Kode H S	Uraian golongan barang	Berat bersih (Kg)		Nilai F.O.B. (U S \$)	
		Bulan ini	Kumulatif	Bulan ini	Kumulatif
(1)	(2)	(3)	(4)	(5)	(6)
39262060	Plastics; articles of apparel used for protection from chemical substances, radiation or fire	-	155	-	13 428
39262090	Plastics; articles of clothing accessories (including gloves, mittens & mitts)	140 500	597 538	1 735 854	8 555 163
39263000	Plastics; fittings for furniture, coachwork or the like	25 555	106 270	228 044	1 151 025
39264000	Plastics; statuettes and other ornamental articles	86 117	448 718	453 226	2 299 003
39269010	Plastics; floats for fishing nets	3 364	3 633	10 439	14 647
39269020	Plastics; fans and handscreens, frames and handles therefor, and parts thereof	21 653	84 601	79 398	385 921
39269032	Plastics; hygienic, medical and surgical articles, plastic moulds with denture imprints	-	201	-	1 837
39269039	Plastics; hygienic, medical and surgical articles, other than plastic moulds with denture imprints	37 503	186 322	451 007	1 863 577
39269042	Plastics; safety and protective devices, protective masks for use in welding and similar work	99	118	956	11 393
39269044	Plastics; safety and protective devices, life saving cushions for the protection of persons falling from heights	0	37	15	276
39269049	Plastics; safety and protective devices, other than HS 3926.90.41 - 3926.90.44	9 192	31 320	73 472	220 272
39269053	Plastics; articles for industrial uses, transmission or conveyor belts or belting	2 687	13 323	88 732	437 621
39269055	Plastics; articles for industrial uses, plastic J-hooks or bunch blocks for detonators	24	197	500	1 800
39269059	Plastics; articles for industrial uses, other than HS 3926.90.53 - 3926.90.55	161 431	824 013	1 222 115	5 771 803
39269060	Plastics; poultry feeders	15 360	254 704	58 715	605 928
39269070	Plastics; padding for articles of apparel or clothing accessories	3	5 920	2	23 207
39269081	Plastics; shoe lasts	28 439	137 666	220 072	1 108 310
39269082	Plastics; prayer beads	281	1 481	20 939	24 564
39269089	Plastics; cards for jewellery or small objects of personal adornment	8 563	59 036	108 741	484 289
39269091	Plastics; of a kind used for grain storage	-	247	-	37 305
39269092	Plastics; empty capsules of a kind suitable for pharmaceutical use	1	155 350	9	10 614
39269099	Plastics; n.e.c. in heading no. 3923	933 963	4 149 972	7 147 601	27 530 666
40011011	Centrifuged concentrate natural rubber latex, exceeding 0.5 % by volume of ammonia content	354 500	1 798 022	374 705	2 196 053
40011019	Non-centrifuged concentrate natural rubber latex, exceeding 0.5 % by volume of ammonia content	25 057	25 152	7 960	8 342
40011021	Centrifuged concentrate natural rubber latex, not exceeding 0.5 % by volume of ammonia content	-	56	-	90
40012110	Natural rubber in smoked sheets, RSS Grade 1	4 070 478	19 473 454	6 832 938	30 941 235
40012190	Smoked sheets, other than RSS Grade 1 to 5	-	10 416	-	17 397
40012210	Technically specified natural rubber (TSNR) 10	11 869 200	55 126 260	17 917 100	77 246 732
40012220	Technically specified natural rubber (TSNR) 20	213 717 720	966 375 340	315 800 430	1 342 993 903
40012230	Technically specified natural rubber (TSNR) L	70 560	453 600	122 167	742 439
40012240	Technically specified natural rubber (TSNR) CV	1 753 920	7 479 360	2 739 663	10 979 814
40012290	Technically specified natural rubber (TSNR) other than TSNR 10, 20, L,CV, and GP	189 000	763 560	282 555	1 049 264
40013020	Jelutong in primary forms	-	36 000	-	313 200
40013090	Balata, guttapercha, guayule, chicle & similar natural gums not in primary forms	66 064	205 992	172 281	518 580
40021100	Styrene-butadiene rubber (SBR), carboxilated styrene-butadiene rubber (XSBR), in latex form	2 869 780	13 418 366	2 524 441	12 371 307
40021910	SBR, XSBR other than latex, in primary forms or in vulcanised, uncompound plates, sheets, or strips	10 458	42 956	70 704	413 665
40021990	SBR, XSBR, other than latex, other than in primary forms or in vulcanised, uncompound plates, sheets, or strips	7 029 950	21 548 548	14 390 322	44 992 680
40022010	Synthetic rubber, Butadiene rubber (BR) in primary forms	-	88 895	-	143 558
40022090	Synthetic rubber, Butadiene rubber (BR) other than in primary forms	-	70 674	-	122 838
40023990	Halo-isobutane-isoprene rubber (CIIR or BIIR) other than unvulcanised, uncompound plate, sheets or strip	-	2	-	10
40024990	Chloroprene (chlorobutadiene) rubber(CR) other than latex, other than in primary forms	-	4 009	-	19 783
40025100	Acrylonitrile-butadiene rubber (NBR), in latex form	1	2	1	70

Tabel 3 : Ekspor Indonesia menurut Komoditi (Kode HS 8 digit)

Mei 2019

Kode H S	Uraian golongan barang	Berat bersih (Kg)		Nilai F.O.B. (U S \$)	
		Bulan ini	Kumulatif	Bulan ini	Kumulatif
(1)	(2)	(3)	(4)	(5)	(6)
40025990	Acrylonitrile-butadiene rubber (NBR) other than latex, other than in primary forms	-	26 705	-	41 660
40026010	Isoprene rubber (IR) in primary forms	-	0	-	24
40026090	Isoprene rubber (IR) other than in primary forms	768	768	4 301	4 301
40027010	Ethylene-propylene-non-conjugated diene rubber (EPDM), in primary forms	200	4 200	1 390	4 230
40027090	Ethylene-propylene-non-conjugated diene rubber (EPDM), other than in primary forms	122	2 982	127	13 743
40028010	Mixture of natural rubber latex with syntetic rubber latex	1 229 760	7 339 500	1 816 667	10 101 830
40028090	Mixtures of product of 40.01 with product of 40.02 other than mixture of natural rubber latex with syntetic rubber latex	3 124 805	29 635 505	4 505 765	39 679 313
40029990	Synthetic rubber, oth than latex, n.e.c in 40.02, oth than primary forms/unvulcanised/uncompounded plates, sheets/strip	250	3 395	245	12 749
40030000	Reclaimed rubber in primary forms or in plates, sheets or strip.	651 911	3 475 399	514 286	2 744 543
40040000	Waste, parings & scrap of rubber (other than hard rubber) & powders & granules obtained therefo	461 001	2 036 451	100 972	470 307
40051010	Compounded of natural gums with carbon black or silica, unvulcanised, in primary forms or in plates, sheets or strip	1 185 165	5 109 476	3 996 445	15 794 479
40051090	Compounded rubber, oth than natural gums with carbon black/silica, unvulcanised, in primary forms/in plates,sheets/strip	397 583	948 348	757 996	1 878 589
40052000	Compounded rubber, unvulcanised, solutions, dispersions other than those of subheading 4005.10	-	28 000	-	87 400
40059110	Compounded rubber of natural gums, other than 4005.10 and 4005.20, unvulcanised, in plates, sheets amd strip	160	160	223	223
40059190	Compounded rubber other than of natural gums, other than 4005.10 and 4005.20, unvulcanised, in plates, sheets amd strip	20 972	79 662	48 715	149 116
40059910	Compounded rubber, latex, other than 4005.10 and 4005.20, unvulcanised, other than in primary forms	-	4 341	-	3 795
40059990	Compounded rubber,nec in sub heading 4005.10 & nec in sub heading 4005.20, in primary forms, nec in sub heading 4005.99	807	2 410	4 854	12 748
40061000	Unvulcanized rubber, ôCamel-backö strips for retreading rubber tyres	9 957	9 962	31 352	31 375
40069090	Form and article of unvulcanised rubber, other than natural gums or ôCamel-backö strips for retreading rubber tyres	190	1 802	1 600	9 440
40070000	Vulcanised rubber thread and cord.	110 335	741 248	396 466	2 540 275
40081110	Plates, sheets & strip of vulcanised cellular rubber, exceeding 5 mm in thickness, lined with textile fabric on one side	-	1	-	63
40081120	Plates, sheets and strip of vulcanised cellular rubber, not exceeding 5 mm in thickness, floor tiles and wall tiles	-	480	-	800
40081190	Plates, sheets and strip of vulcanised cellular rubber, other than 4008.11.10 and 4008.11.20	89 080	331 432	168 628	582 383
40081900	Vulcanised celullar rubber (other than hard rubber), other than plates, sheets and strip	36 710	129 964	108 581	432 598
40082110	Plates, sheets and strip of vulcanised non-celullar rubber, > 5 mm in thickness, lined with textile fabric on one side	37 901	343 348	67 067	689 271
40082140	Plates, sheets and strip of vulcanised non-cellular rubber, rubber soling sheet	-	13 795	-	12 908
40082190	Plates, sheets and strip of vulcanised non-cellular rubber, other than 4008.21.10 - 4008.21.90	314 855	1 115 533	525 915	1 880 424
40082900	Vulcanised non-celullar rubber (other than hard rubber), other than plates, sheets and strip	2	4 042	13	47 851
40091100	Tubes,pipes&hoses, vulcanised rubber o.t hard rubber,not reinforced/othwise combined with oth materials without fittings	23 777	126 799	220 426	1 259 148
40091210	Mining slurry suction&discharge hoses,vulcanised rubber o.t hard rubb, not reinforced/combined materials,with fittings	-	35 867	-	20 074
40091290	Tubes,pipes&hoses,vulcanised rubber o.t hard rubber,not reinforced/combined w/ oth material with fittings,o.t 4009.12.10	2 216	37 502	9 945	44 881

Tabel 3 : Ekspor Indonesia menurut Komoditi (Kode HS 8 digit)

Mei 2019

Kode H S	Uraian golongan barang	Berat bersih (Kg)		Nilai F.O.B. (U S \$)	
		Bulan ini	Kumulatif	Bulan ini	Kumulatif
(1)	(2)	(3)	(4)	(5)	(6)
40092190	Tubes, pipes&hoses of vulcanised rubber o.t hard rubber, reinforced/combined with metal, without fittings, o.t 4009.21.10	167 478	534 326	376 890	1 239 820
40092210	Mining slurry suction & discharge hoses of vulcanised rubber, reinforced or combined only with metal, with fittings	1 672	1 730	11 407	11 969
40092290	Tubes, pipes&hoses of vulcanised rubber o.t hard rubber, reinforced or combined with metal, with fittings, o.t 4009.22.10	9 311	56 678	78 819	427 717
40093110	Mining slurry suction&discharge hoses, vulcanised rubber o.t hard rubber, reinforced/combined w/textile, without fittings	2	181	31	767
40093191	Fuel/heater/water hoses, reinforces/combined w/textile, used on motor vehicles of 87.02, 87.03, 87.04/87.11, without fittings	26 242	124 443	260 916	1 287 913
40093199	Tubes, pipes&hoses of vulcanised rubber o.t hard rubber, reinforced/combined w/textile, without fittings, n.e.c in 4009.31	5 833	26 686	38 376	126 083
40093220	Rubber hose of a kind used for gas stove, vulcanised rubber o.t hard rubber, reinforced/combined w/textile, with fittings	-	790	-	4 356
40093290	Tubes, pipes&hoses of vulcanised rubber o.t hard rubber, reinforced/combined with textile, with fittings, n.e.c in 4009.32	344	1 513	7 814	32 207
40094110	Rubber hose used for gas stove, vulcanised rubber o.t hard rubber, reinforced/combined with oth materials, without fittings	567	2 344	6 818	62 819
40094190	Tubes/pipes&hoses, vulcanised rubber o.t hard rubber, reinforced/combined w/oth materials, without fittings o.t 4009.41.10	8 480	87 439	165 246	1 384 350
40094220	Rubber hose used for gas stove, vulcanised rubber o.t hard rubber, reinforced/combined with other materials, with fittings	991	12 086	369	283 150
40094290	Tubes/pipes&hoses, vulcanised rubber o.t hard rubber, reinforced/combined with other materials, with fittings n.e.c 4009.42	116 755	435 531	738 411	2 150 225
40101100	Conveyor belts or belting, of vulcanised rubber, reinforced only with metal	0	53	0	397
40101200	Conveyor belts or belting, of vulcanised rubber, reinforced only with textile materials	8 190	25 120	41 491	119 947
40101900	Conveyor belts or belting, of vulcanised rubber, other than reinforced only with metal or textile material	32	2 068	1 440	89 876
40103100	Endless transmission belts trapezoidal cross-section (V-belts), V-ribbed, vulc rubber, outside circum>60 cm but not<180 cm	420 738	1 887 031	4 342 366	20 753 225
40103200	Endless transm belts trapezoidal cross-section (Vbelts), oth thn V-ribbed, outside circum excee 60 cm but not excee 180 cm	6 196	39 978	32 013	369 692
40103300	Endless transmission belts trapezoidal cross-section (Vbelts), V-ribbed, outside circum excee 180 cm but not excee 240 cm	-	4	-	172
40103400	Endless transm belts trapezoidal cross-section (Vbelts), oth thn Vribbed, outside circum excee 180 cm but not excee 240 cm	4 157	18 328	16 271	70 453
40103500	Endless synchronous belts, of an outside circumference exceeding 60 cm but not exceeding 150 cm, of vulcanised rubber	474	1 363	19 188	57 720
40103900	Transmission belts or belting, of vulcanised rubber, other than 4010.31.00-4010.36.00	176 585	902 818	1 409 868	7 333 070
40111000	New pneumatic tyres, of rubber, of a kind used on motor cars (including station wagons and racing cars)	37 819 245	188 492 905	117 041 013	580 538 697
40112010	New pneumatic tyres, of rubber, of a kind used on buses or lorries, of a width not exceeding 450 mm.	3 362 599	12 657 739	9 369 628	36 092 011
40112090	New pneumatic tyres, of rubber, of a kind used on buses or lorries, of a width not less than 450 mm.	44 093	128 413	124 968	358 597
40113000	New pneumatic tyres, of rubber, of a kind used on aircraft.	15 437	19 301	8 808	29 808
40114000	New pneumatic tyres, of rubber, of a kind used on motorcycles.	1 546 603	8 277 556	5 779 759	29 826 041
40115000	New pneumatic tyres, of rubber, of a kind used on bicycles.	1 071 301	5 395 019	7 238 764	36 156 523
40117000	New pneumatic tyres, of rubber, of a kind used on agricultural or forestry vehicles and machines.	536 101	2 293 956	1 581 583	6 854 594

Tabel 3 : Ekspor Indonesia menurut Komoditi (Kode HS 8 digit)

Mei 2019

Kode H S	Uraian golongan barang	Berat bersih (Kg)		Nilai F.O.B. (U S \$)	
		Bulan ini	Kumulatif	Bulan ini	Kumulatif
(1)	(2)	(3)	(4)	(5)	(6)
40118011	New pneumatic tyres used on tractors machinery of head 8429-8430, forklifts, wheelbarrows/oth industrial vehicles&machines	1 075 038	5 765 095	3 185 942	16 423 561
40118021	New pneumatic tyres, of a kind use on tractor, machinery of head 8429-8430, forklift/oth industri vehicle&machine, rim >61cm	400	505	1 111	10 375
40118029	New pneumatic tyres, oth kind use on tractor, machinery of head 8429-8430, forklift/oth industri vehicle&machine, rim >61cm	15 186	92 353	66 173	415 091
40119010	New pneumatic tyres, of rubber, of a kind used on vehicles of Chapter 87.	-	14 040	-	48 262
40119020	New pneumatic tyres, of rubber, of a kind used onon machinery of heading 84.29 or 84.30.	100 540	335 725	313 650	1 030 123
40119090	New pneumatic tyres, of rubber, n.e.c. in heading 4011 of a width not exceeding 450 mm	145 124	682 821	411 888	1 891 304
40121100	Retreaded tyres of rubber, of a kind used on motor cars (including station wagons and racing cars)	-	2 156	-	6 054
40121290	Retreaded tyres of rubber, of a kind used on buses or lorries, of a width exceeding 450 mm	1 623	6 863	2 373	17 505
40121300	Retreaded tyres of rubber, of a kind used on aircraft	480	226 878	4 750	240 297
40121940	Retreaded tyres of rubber, of a kind used on vehicles of Chapter 87	-	32	-	134
40121990	Retreaded tyres of rubber, n.e.c. sub heading 4012.12-sub heading 4012.19	760	18 558	593	27 065
40122030	Used pneumatic tyres of rubber, of a kind used on aircraft	3 600	7 865	6 415	14 810
40122040	Used pneumatic tyres of rubber, of a kind used on motorcycles	5 231	5 231	11 102	11 102
40122070	Used pneumatic tyres of rubber, of a kind used on other vehicles of Chapter 87	-	190	-	200
40122099	Used pneumatic tyres of rubber, n.e.c sub heading 4012.20	-	1 642	-	8 110
40129014	Solid tyres exceeding 250 mm in external diameter, of a width not exceeding 450 mm	10 970	21 765	20 221	40 552
40129015	Solid tyres exceeding 250 mm in external diameter, of a width exceeding 450 mm, for use on vehicles of heading 87.09	80	90	75	95
40129016	Rubber, tyres, other solid tyres exceeding 250 mm in external diameter, of a width exceeding 450 mm	7 935	8 070	15 508	15 889
40129019	Rubber, tyres, other solid tyres not exceeding 250 mm in external diameter, of a width not exceeding 450 mm	164 316	555 959	720 349	2 657 245
40129080	Tyre flaps of rubber	43 705	91 950	83 484	201 060
40129090	Retreaded/used pneumatic tyres of rubber, solid/cushion tyres, tyre treads & flaps, n.e.c in heading 4012	-	600	-	25 584
40131011	Inner tubes of rubber, of a kind used on motor cars, suitable for fitting to tyres of a width < 450 mm	20 779	115 319	72 641	361 234
40131019	Inner tubes of rubber, of a kind used on motor cars, suitable for fitting to tyres of a width > 450 mm	-	1 562	-	449
40131021	Inner tubes of rubber, of a kind used on buses or lorries, suitable for fitting to tyres of a width not exceeding 450 mm	7 511	34 143	19 932	99 776
40131029	Inner tubes of rubber, of a kind used on buses or lorries, suitable for fitting to tyres of a width exceeding 450 mm	339	463	310	734
40132000	Inner tubes of rubber, of a kind used on bicycles	99 435	451 667	572 321	2 540 945
40139011	Inner tubes of rubber, kind used on machinery of head 8429 or 8430, suitable for fitting to tyres of a width <=450 mm	-	1 505	-	4 526
40139020	Inner tubes of rubber, of a kind used on motorcycles	142 321	716 318	447 956	2 083 988
40139031	Inner tubes of rubber, of a kind used on oth vehicles of Chapter 87, suitable for fitting to tyres of a width < 450 mm	4 925	16 177	7 070	14 167
40139039	Inner tubes of rubber, of a kind used on oth vehicles of Chapter 87, suitable for fitting to tyres of a width > 450 mm	3	3	48	48
40139091	Inner tubes of rubber, suitable for fitting to tyres of a width not exceeding 450 mm, n.e.c sub heading 4013.90	35 317	143 383	132 396	544 067
40139099	Inner tubes of rubber, suitable for fitting to tyres of a width exceeding 450 mm, n.e.c sub heading 4013.90	10	44	59	88
40141000	Sheath contraceptives	2 248	15 888	45 511	259 972
40149010	Teats for feeding bottles and similar articles	55 172	148 527	564 566	2 129 253
40149040	Stoppers for pharmaceutical use	144	618	20	9 230
40149090	Hygienic/pharmaceutical articles of vulcanised exclude hard rubber, w/or wo/ fittings hard rubber, n.e.c in heading 4014	1	7 744	2	75 428

Tabel 3 : Ekspor Indonesia menurut Komoditi (Kode HS 8 digit)

Mei 2019

Kode H S	Uraian golongan barang	Berat bersih (Kg)		Nilai F.O.B. (U S \$)	
		Bulan ini	Kumulatif	Bulan ini	Kumulatif
(1)	(2)	(3)	(4)	(5)	(6)
40151100	Gloves, mittens and mitts for surgical, of vulcanised rubber other than hard rubber	28 475	157 782	208 473	1 539 045
40151900	Gloves, mittens and mitts for not surgical, of vulcanised rubber other than hard rubber	4 846 105	23 411 424	21 609 124	107 939 551
40159010	Lead aprons, of vulcanised rubber other than hard rubber	120	152	741	1 157
40159020	Divers' suits (wet suits), of vulcanised rubber other than hard rubber	-	201	-	1 185
40159090	Articles apparel & clothing accessories of vulcanised rubber other than hard rubber, n.e.c in heading 4015	170	6 730	4 410	34 491
40161010	Padding for articles of apparel or clothing accessories, of cellular rubber	125	250	4 431	19 892
40161020	Floor tiles and wall tiles of cellular rubber	-	145 071	-	33 491
40161090	Other articles of cellular rubber, other than padding apparel and floor/wall tiles	1 223	13 784	7 354	64 969
40169110	Mats of vulcanised rubber other than hard rubber, non-cellular rubber	846 760	2 817 095	1 141 922	3 935 270
40169190	Floor coverings other than mats and tiles of vulcanised rubber other than hard rubber, non-cellular rubber	384	7 601	35 510	311 414
40169210	Eraser tips of vulcanised rubber other than hard rubber and non-cellular rubber	16	16	493	493
40169290	Erasers other than eraser tips of vulcanised rubber other than hard rubber and non-cellular rubber	169	1 944	1 093	10 267
40169310	Gaskets, washers and other seals of a kind used to insulate the terminal leads of electrolytic capacitors	69 176	275 360	1 404 334	6 224 304
40169320	Gaskets and o-rings, of a kind used on motor vehicles of heading 87.02, 87.03, 87.04 or 87.11	22 568	68 623	457 497	1 778 150
40169390	Gaskets, washers and other seals of vulcanised rubber other than hard rubber, n.e.c sub heading 4016.93	113 480	525 705	3 629 230	16 193 926
40169400	Boat or dock fenders of vulcanised rubber, whether or not inflatable, other than hard rubber, non-cellular rubber	27 076	58 778	346 493	711 724
40169500	Inflatable articles, other than boat or dock fenders of vulcanised rubber, other than hard rubber, non-cellular rubber	591	6 962	5 220	67 898
40169911	Parts&access kind used for vehicles of Chapter 87 for vehicles of head 8702,8703, 8704 or 8705,oth thn weatherstripping	62 557	236 217	714 400	3 587 078
40169912	Parts and accessories of vulcanised rubber other than hard rubber, of a kind used for vehicles of heading 87.11	7 998	31 251	162 301	661 408
40169913	Weatherstripping of vulcanised rubber oth thn hard rubber, of a kind used on motor vehicles of heading 8702,8703 or 8704	115 681	540 947	1 338 685	5 717 713
40169915	Parts&accessories of vulcanised rubber oth thn hard rubber,of a kind used for vehicles of head 8709, 8713, 8715 or 87.16	-	126	-	1 117
40169916	Bicycle mudguards of vulcanised rubber other than hard rubber and non-cellular rubber	1	1	54	54
40169918	Bicycle accessories of vulcanised rubber other than hard rubber, non-cellular rubber, other than mudguards & parts	11	134	326	2 607
40169919	Parts&accessories of a kind used for vehicles of Chapter 87 of vulcanised rubber exc hard rubber oth thn 4016.99.11-20	754	15 587	10 010	84 413
40169920	Parts and accessories of rotochutes of heading 88.04 of vulcanised rubber other than hard rubber, non-cellular rubber	1 365	1 365	450	460
40169930	Rubber bands, of vulcanised rubber other than hard rubber, non-cellular rubber	12	2 879	221	8 112
40169940	Wall tiles of vulcanised rubber other than hard rubber, non-cellular rubber	154	295	17 455	33 408
40169951	Rubber rollers of vulcanised rubber other than hard rubber, non-cellular rubber	25 382	105 568	1 113 538	4 474 568
40169953	Electrical insulator hoods of vulcanised rubber other than hard rubber, non-cellular rubber	1 331	1 331	47 294	47 294
40169954	Rubber grommets&rubber covers for automotive wiring harnesses of vulcanised rubber oth hard rubber, non-cellular rubber	16 673	82 235	187 494	947 061
40169959	Articles used in machinery/mechanical/electric appliances/oth technical uses,noncellular rubber,nec HS 40169951-40169954	24 949	112 851	706 995	3 004 421

Tabel 3 : Ekspor Indonesia menurut Komoditi (Kode HS 8 digit)

Mei 2019

Kode H S	Uraian golongan barang	Berat bersih (Kg)		Nilai F.O.B. (U S \$)	
		Bulan ini	Kumulatif	Bulan ini	Kumulatif
(1)	(2)	(3)	(4)	(5)	(6)
40169960	Rail pads of vulcanised rubber other than hard rubber, non-cellular rubber	-	231	-	247
40169970	Structural bearings including bridge bearings of vulcanised rubber other than hard rubber, non-cellular rubber	1 535	4 691	15 854	57 440
40169991	Table coverings of vulcanised rubber other than hard rubber, non-cellular rubber	971	3 826	11 206	53 618
40169999	Articles of vulcanised rubber other than hard rubber, non-cellular rubber, n.e.c in 4016	36 572	352 721	431 102	2 384 117
40170010	Floor tiles and wall tiles of hard rubber (for example ebonite)	-	535	-	1 528
40170020	Articles of hard rubber other than floor tiles and wall tiles	7 580	13 648	6 615	11 061
40170090	Articles of hard rubber n.e.c in heading 4017	23 094	23 321	15 835	26 681
41021000	Raw skins of sheep or lambs with wool on	8	8	50	50
41022900	Raw skins of sheep or lambs without wool on, other than pickled	-	34	-	84
41041190	Tanned/crust hides & skins in the wet state,full grains,upsplit & grains other of bovine vegetable tanned	-	6	-	146
41041900	Tanned/crust hides & skins in the wet state,other than full grains,upsplit & grains of bovine vegetable tanned	598	722	18 749	96 302
41044100	Tanned/crust hides & skins in the dry state,full grains,upsplit & grains split of bovine vegetable tanned	-	4 054	-	99 905
41044900	Tanned/crust hides & skins in the dry state,other than full grains,upsplit & grains split of bovine vegetable tanned	4 023	28 190	62 206	511 229
41053000	Tanned/crust skins of sheep/lambs,in the dry state (crust),wo/wool on,won split,but not further prepared	3	405	14	3 947
41062100	Tanned/crust hides&skins of goats/kids,in theWetState (incl wetblue),w/o wool/hair on,split/not,but notFurther prepared.	350	786	414	548
41062200	Tanned/crust hides&skins of goats/kids,in the dry state (crust),wo/wool/hair on,won split,but not further prepared	-	14	-	25
41064000	Tanned or crust hides and skins of reptiles, without wool or hair on, whether or not split, but not further prepared.	3 547	23 937	658 102	4 035 236
41069200	Tanned/crust hide&skin oth animal nec sub heading 4106.21-4106.40,dryState,wo/wool/hair on,split/not,notFurther prepared	-	80	-	8 048
41071100	Leather further prepared after tanning/crusting of bovine/equine animal,whole hides and skins,full grains,unsplit	1	1 859	4	30 912
41071200	Leather further prepared after tanning/crusting of bovine/equine animal,whole hides and skins, grains split	142 053	539 866	2 301 779	10 055 723
41071900	Leather further prep after tanning/crusting of bovine/equine animal,whole hide&skin,o.th full grain,unsplit,grains split	73 057	346 961	1 720 980	8 524 675
41079100	Leather,other than whole hides and skins further prepared after tanning/crusting whole hides & skins,full grains,unsplit	753	753	12 500	12 500
41079200	Leather,other than whole hides and skins further prepared after tanning/crusting whole hides & skins, grain splits	4 353	31 826	101 422	822 783
41079900	Leather,oth thn whole hides&skins further prepared after tanning/crusting whole hides & skins,exc full/no grains,unsplit	132 168	533 215	955 087	3 645 896
41120000	Leather further prepared after tanning/ crust,of sheep/lamb wo/wool on,split/not,other than leather of heading 41.14	11 731	47 202	974 891	3 928 802
41131000	Leather further prepared after tanning or crusting includ parchment-dressed leather, w/o wool/hair,of goats or kids	16 210	63 996	620 203	2 464 743
41132000	Leather further prepared after tanning or crusting includ parchment-dressed leather, w/o wool/hair,of swine	6	6	312	312
41133000	Leather further prepared after tanning or crusting includ parchment-dressed leather, w/o wool/hair,of reptiles	824	2 335	652 390	1 889 860
41139000	Leather further prepared after tanning/crusting includ parchment-dressed leather oth thn goats/kids, swine,& reptiles	715	17 482	57 573	1 199 255
41142000	Patent leather and patent laminated leather, metallised leather	-	4 944	-	74 235
41151000	Composition leather with a basis of leather or leather fibre, in slabs, sheets or strip, whether or not in rolls	1 023	2 590	14 968	38 962
41152000	Parings & oth waste of leather/composition leather,not for manufacture leather articles,leather dust,powder & flour	56	1 129	1 689	155 576
42010000	Saddlery & harness for any animal (traces,leads,knee pads,muzzles,saddle cloths,saddle bags,dog coats),of any material.	3 302	13 193	91 408	231 994

Tabel 3 : Ekspor Indonesia menurut Komoditi (Kode HS 8 digit)

Mei 2019

Kode H S	Uraian golongan barang	Berat bersih (Kg)		Nilai F.O.B. (U S \$)	
		Bulan ini	Kumulatif	Bulan ini	Kumulatif
(1)	(2)	(3)	(4)	(5)	(6)
42021110	Cases & containers,suit-case/brief-case with outer surface of leather/composition leather,max dimensions 56cmx45cmx25 cm	1 363	7 785	1 918	53 424
42021190	Cases & containers,suit-case/brief-case with outer surface of leather/composition leather,dimension more 56cmx45cmx25 cm	7 991	115 365	291 212	2 341 357
42021211	School satchels with outer surface of vulcanised fibre	4 690	10 297	40 609	84 779
42021219	School satchels with outer surface other than vulcanised fibre	144 450	508 998	1 453 291	6 129 393
42021299	Cases & containers,suit-case/brief-case with other than outer surface vulcanised fibre, other than school satchels	105 608	406 074	1 865 569	7 003 302
42021920	Trunks,suit-cases, vanity-cases executive-cases,brief-cases,school satchels & similar container,paperboard outer surface	1 400	4 756	10 518	20 706
42021990	Trunks,suit-cases, vanity-cases, executive-cases, brief-cases,school satchel&similar container, outer srface oth paperboard	6 198	33 737	170 841	918 730
42022100	Handbags,whether/ not with shoulder strap,incl those without handle,outer surface of leather/ composition leather	308 508	1 451 285	12 399 256	58 748 071
42022200	Handbags,won w/shoulder strap,incl those wo handle w/outer surface of sheeting of plastics/of textile materials	585 884	2 887 083	10 551 644	50 396 232
42022900	Handbags, whether or not with shoulder strap, including those without handle, oth thn sub heading 4202.21 - 4202.22	18 190	100 537	298 990	2 017 380
42023100	Articles of a kind normally carried in the pocket or in the handbag,with outer surface of leather or composition leather	9 574	60 268	581 934	3 389 969
42023200	Articles of a kind normally carried in pocket/in the handbag,w/outer surface of sheeting plastics or textile materials	35 170	58 370	927 197	1 737 526
42023900	Articles of a kind normally carried in pocket/in the handbag, oth thn sub heading 4202.31 - 4202.32	921	6 449	21 565	189 908
42029111	Cases and containers, bowling bags with outer surface of leather or of composition leather	-	147	-	1 252
42029119	Cases and containers, sports bag other than bowling bags, with outer surface of leather or of composition leather	153	203	1 851	2 475
42029190	Cases and containers, other sports bag, with outer surface of leather or of composition leather	44 831	184 562	1 565 202	6 126 608
42029210	Cases and containers, toiletry bags, of sheeting of plastics	295	3 218	10 398	110 939
42029220	Cases and containers, bowling bags sheeting of plastics or of textile materials	10	1 024	755	14 622
42029290	Cases and containers, other than toiletry bags and bowling bags, of sheeting of plastics	2 020 914	9 185 390	32 272 229	139 552 423
42029910	Cases and containers, other article, with outer surface of vulcanised fibre or paperboard	6	10	13	19
42029920	Cases and containers, other article, of copper	255	625	4 788	6 929
42029990	Cases & containers; nec in head 4202,of vulcanised fibre/of paperboard/wholly/mainly covered with such materials/w paper	43 576	191 700	454 051	2 005 758
42031000	Apparel, articles of apparel, of leather or of composition leather	15 782	38 358	228 195	627 124
42032100	Clothing accessories, gloves, mittens and mitts, specially designed for use in sports, of leather or composition leather	117 325	559 350	7 641 467	35 280 333
42032910	Clothing accessories, protective work gloves, of leather or composition leather	7 337	35 444	68 133	322 529
42032990	Clothing accessories, other than protective work gloves, of leather or composition leather	11 770	41 918	674 296	2 274 802
42033000	Clothing accessories, belts and bandoliers, of leather or of composition leather	1 518	6 953	117 158	226 708
42034000	Clothing accessories; of leather or of composition leather, n.e.c. in heading no. 4203	970	12 663	12 677	85 775
42050010	Boot laces, mats, of leather or of composition leather	820	823	10 728	10 865
42050020	Industrial safety belts and harnesses of composition leather	306	662	1 322	12 558
42050030	Leather strings or chords of a kind used for jewellery or articles of personal adornment of composition leather	4 454	9 756	6 374	45 407

Tabel 3 : Ekspor Indonesia menurut Komoditi (Kode HS 8 digit)

Mei 2019

Kode H S	Uraian golongan barang	Berat bersih (Kg)		Nilai F.O.B. (U S \$)	
		Bulan ini	Kumulatif	Bulan ini	Kumulatif
(1)	(2)	(3)	(4)	(5)	(6)
42050040	Articles of leather/composition leather used in machine/mechanic appliance/oth technic uses,o.t HS 4205.00.10-4205.00.30	25	31	80	579
42050090	Articles of leather or of composition leather n.e.c in heading 4205	41 364	162 478	776 919	3 262 893
43021900	Furskins, tanned/dressed,whole, w/or wo/head,tail/paws,not assembled, oth thn of mink, other than those of heading 43.03	1 615	11 494	11 950	110 213
43039090	Furskin articles; apparel and clothing accessories, n.e.c in heading 4303	8 539	9 087	105 808	117 296
43040010	Artificial fur	-	845	-	170
43040091	Artificial fur articles; sports bags	52	164	1 287	4 826
43040099	Artificial fur articles; other than sports bags	5	5	15	15
44011100	Fuel wood, in logs, in billets, in twigs, in faggots or in similar forms, from coniferous	2 123	464 635	11 102	87 100
44011200	Fuel wood, in logs, in billets, in twigs, in faggots or in similar forms, from Non - coniferous	27 140	122 130	2 985	13 434
44012100	Wood in chips or particles, from coniferous	2	2	2	2
44012200	Wood in chips or particles, from non-coniferous	49 676 800	269 465 940	3 862 239	21 173 421
44013100	Sawdust and wood waste and scrap, agglomerated in logs, briquettes, pellets or similar forms, wood pellets	20 637 500	109 862 018	2 313 593	12 526 183
44013900	Sawdust and wood waste and scrap, agglomerated in logs, briquettes, pellets or similar forms, other than wood pellets	196 725	464 046	116 633	285 370
44014000	Sawdust and wood waste and scrap, not agglomerated	243 458	768 487	82 931	397 978
44021000	Wood charcoal (including shell or nut charcoal) of bamboo, whether or not agglomerated.	2 225 093	11 739 819	631 011	3 220 539
44029010	Wood charcoal (including shell or nut charcoal) of coconut shell, whether or not agglomerated.	14 294 870	83 405 696	10 208 801	61 720 282
44029090	Wood charcoal (including shell or nut charcoal) other than bamboo or coconut shell, whether or not agglomerated.	34 533 059	135 677 576	14 914 323	56 173 983
44042010	Hoopwood, split poles,piles, picket & the like of non-coniferous, chipwood	39 662	51 804	24 744	30 518
44050010	Wood wool	20 100	117 200	4 020	26 212
44050020	Wood flour	164 360	549 481	55 268	170 717
44071100	Wood,coniferous,of pine (Pinus spp),sawn/chipped lengthwise,sliced/peeled,won planed,sanded/end-jointed,of thickness>6mm	91 754	287 544	129 576	401 026
44071200	Wood,coniferous,of fir (Pinus spp)&spruce,sawn/chipped lengthwise,sliced/peeled,won planed,sanded/end-jointed, thick>6mm	474	3 845	1 831	19 239
44071900	Wood,coniferous, n.e.c sub head 4407.11-4407.12,sawn/chipped, sliced/peeled, won planed, sanded/end-jointed,of thick>6mm	24 289	122 784	40 083	354 852
44072110	Wood, tropical wood,of mahogany (Swietenia spp),planed,sanded or end-joint	134 882	568 220	122 234	556 708
44072210	Wood, tropical wood of virola, imbuia and balsa, planed, sanded or end-joint	45 421	410 223	86 446	324 283
44072511	Wood, tropical wood of dark red maranti, light red meranti & meranti bakau, planed, sanded or end-joint	237 950	1 087 072	380 957	1 645 366
44072610	Wood, tropical wood of white Lauan, white meranti, white seraya, yellow meranti and alan, planed, sanded or end-joint	11 486	49 432	10 310	49 607
44072710	Wood, tropical wood of sapelli, planed, sanded or end-joint	15 591	206 201	31 571	404 503
44072810	Wood, tropical wood of iroko,planed,sanded or end-joint	-	24 196	-	51 300
44072911	Wood, tropical wood of jelutong (Dyera spp),planed,sanded or end-joint	442 761	1 918 341	712 553	2 955 691
44072921	Wood, tropical wood of kapur (Dryobalanops spp), planed,sanded or end-joint	-	14 698	-	9 127
44072931	Wood, tropical wood of kempas (Koompassia spp),planed,sanded or end-joint	17 827	139 182	12 896	87 601
44072941	Wood, tropical wood of keruing (Dipterocarpus spp),planed,sanded or end-joint	87 799	524 659	53 927	357 806
44072951	Wood, tropical wood of ramin (Gonystylus spp),planed,sanded or end-joint	-	432	-	1 809
44072961	Wood, tropical wood of teak (Tectona spp), planed,sanded or end-joint	38 493	127 557	136 952	415 936
44072971	Wood, tropical wood of balau (Shorea spp),planed,sanded or end-joint	69 351	278 601	40 346	171 660

Tabel 3 : Ekspor Indonesia menurut Komoditi (Kode HS 8 digit)

Mei 2019

Kode H S	Uraian golongan barang	Berat bersih (Kg)		Nilai F.O.B. (U S \$)	
		Bulan ini	Kumulatif	Bulan ini	Kumulatif
(1)	(2)	(3)	(4)	(5)	(6)
44072991	Wood, tropical wood of jongkong (Dactylocladus spp.) and merbau (Intsia spp.), planed, sanded or end-jointed	15 967	129 293	26 645	136 229
44072994	Wood, tropical wood of albizia (Paraserianthes falcataria), planed, sanded or end-jointed	184 810	824 060	82 086	310 557
44072996	Wood, tropical wood, of rubber (Hevea brasiliensis), planed, sanded or end-jointed	3 806 192	18 769 187	1 953 828	9 540 770
44072998	Wood sawn other than hs 4406.29.91 - 4407.29.97, planed, sanded or end-jointed	615 330	3 396 781	810 224	4 454 805
44079110	Wood, non-coniferous and other than tropical wood of oak (Quercus spp),planed, sanded or end-jointed	-	8 817	-	15 232
44079210	Wood, non-coniferous and other than tropical wood of beech (Fogus spp),planed, sanded or end-jointed	4 350	6 544	13 923	28 142
44079710	Wood, non-coniferous and other than tropical wood of poplar and aspen (Populus spp), planed, sanded or end-jointed	11 970	28 340	23 995	54 427
44079910	Wood, non-coniferous and other than tropical wood other than n.e.c sub heading 4407.97, planed, sanded or end-jointed	7 699	71 157	17 304	379 961
44081010	Wood, coniferous, cedar wood pencil slats, Radiata pinewood of a kind used for blockboard manufacture, of coniferous	186 763	1 035 982	702 037	4 559 336
44081030	Wood, coniferous, face veneer sheets, Radiata pinewood of a kind used for blockboard manufacture, of coniferous	2 770	24 813	23 993	118 886
44081090	Wood, coniferous, oth thn cedar wood pencil slats radiata pinewood used for blockboard manufa,oth thn face veneer sheets	5 405	131 967	38 490	277 767
44083100	Dark Red Meranti, Light Red Meranti and Meranti Bakau of tropical wood, sheets for veneering, plywood and laminated wood	490 662	2 293 575	667 098	3 386 213
44083910	Wood, tropical wood, jelutung wood pencil slats, other than dark Red Meranti, Light Red Meranti and Meranti Bakau	-	258 346	-	775 918
44083920	Face veneer sheets of tropical wood other than Red Meranti, Light Red Meranti and Meranti Bakau	714 523	2 702 753	817 023	3 278 070
44083990	Wood,tropical wood,oth thn Jelutung wood pencil slats&face veneer sheets,oth Red Meranti,Light Red Meranti&Meranti Bakau	3 175 413	15 404 349	3 526 158	17 194 432
44089010	Face veneer sheets, of non-coniferous and other than tropical wood	1 708 237	8 494 593	1 218 313	6 379 127
44089090	Wood, nec in head 4408, sheets for veneer/plywood, oth wood sawn, slice/peel, whether/not plan, sand/end-join,thick<=6mm	1 571 813	7 194 198	1 735 081	7 437 146
44091000	Wood, coniferous, cotinuously shaped along any of its edgee,ends/faces, won planed,sanded or end-jointed	284 214	1 552 023	1 025 947	4 827 466
44092200	Wood,non-coniferous of tropical wood, cotinuously shaped along any of its edgee,ends/faces,won planed,sanded/end-jointed	44 547 975	187 545 938	55 401 696	228 509 585
44092900	Wood, non-coniferous, n.e.c 4409, cotinuously shaped along any of its edgee, ends/faces,won planed,sanded or end-jointed	2 737 662	12 238 262	3 401 224	15 816 478
44101100	Particle board of wood, whether or not agglomerated with resins or other organic binding substances.	6 847 911	39 333 220	1 209 418	6 941 268
44101900	Wafer board&similar board of wood nec in item 4410.1,whether/not agglomerated with resins/oth organic binding substances	-	786	-	1 385
44109000	Particle board,OSB,similar board of ligneous materials oth thn wood, whether/not agglomerated other than in heading 4410	24 960	49 945	12 249	24 827
44111200	Medium density fibreboard (MDF), of a thickness not exceeding 5 mm	10 793 112	62 482 535	3 557 516	18 799 244
44111300	Medium density fibreboard (MDF), of a thickness exceeding 5 mm but not exceeding 9 mm	7 187 437	16 907 154	2 032 425	5 568 661
44111400	Medium density fibreboard (MDF), of a thickness exceeding 9 mm	9 709 660	39 225 855	2 439 917	9 858 554
44119200	Fibreboard of a density exceeding 0.8 g/cm?	5 000	26 120	9 618	50 912
44119300	Fibreboard of a density exceeding 0.5 g/cm but not exceeding 0.8 g/cm	6 983 854	21 834 905	1 796 437	5 289 652

Tabel 3 : Ekspor Indonesia menurut Komoditi (Kode HS 8 digit)

Mei 2019

Kode H S	Uraian golongan barang	Berat bersih (Kg)		Nilai F.O.B. (U S \$)	
		Bulan ini	Kumulatif	Bulan ini	Kumulatif
(1)	(2)	(3)	(4)	(5)	(6)
44121000	Plywood, veneered panels and similar laminated wood, of bamboo	2 907	16 756	29 682	168 321
44123100	Plywood,consisting solely of sheets of wood (not bamboo),each ply 6mm/thinner,with at least 1 outer ply of tropical wood	113 831 779	538 856 469	107 568 043	534 191 952
44123300	Plywood,sheets of wood only, not bamboo, each ply<=6mm, with at least 1 outer ply of alder, ash, beech, birch,cherry,etc	3 290 449	12 356 768	3 977 278	15 338 464
44123400	Plywood,consist only sheets of wood,each ply <6 mm thick, oth w/at least 1 outer ply nonconiferous n.e.c subhead 4412.33	1 573 797	8 058 787	1 158 281	6 019 450
44123900	Plywood,consisting only of sheets of wood (not bamboo), each ply 6mm or thinner,with both outer plies of coniferous wood	4 642 377	20 421 562	3 874 802	17 300 953
44129400	Blockboard, laminboard and battenboard (not bamboo,& other than plywood consisting only of sheets of wood each ply<=6mm)	28 412 704	127 278 817	29 378 441	132 173 699
44129910	Plywood,veneered panels&similar (o.t block,lamin&battenboard, bamboo,&plywood each ply <=6mm), >=1 side faced w plastic	455 669	2 019 470	951 952	4 140 801
44129920	Plywood,veneered panels&similar (o.t block,lamin&battenboard, bamboo,&plywood each ply <=6mm), >=1 side faced with teak	18 187	45 657	28 353	88 902
44129930	Plywood,veneered panel&similar (o.t block,lamin&battenboard, bamboo, each ply <=6mm),>=1 side faced w oth tropical wood	289 022	992 631	254 083	882 003
44129990	Plywood,veneered panel&similar (o.t block,lamin&battenboard, bamboo, each ply <=6mm),>=1 side faced,nec subhead 4412.99	1 750 199	8 685 869	2 914 800	13 285 764
44140000	Wooden frames for paintings, photographs, mirrors or similar objects.	1 230 295	5 466 142	4 411 454	18 824 120
44151000	Wood, cases, boxes, crates, drums and similar packings, cabledrums	203 379	1 172 281	337 492	1 828 454
44152000	Wood, pallets, box pallets and other load boards, pallet collars	539 341	1 844 754	373 677	1 374 099
44160010	Wood, casks, barrels, vats, tubs and other coopers/E products and parts thereof; staves.	1 496	9 031	2 595	14 075
44160090	Wood, casks, barrels, vats, tubs and other coopers/E products and parts thereof; other than staves.	10 612	63 746	44 554	169 769
44170010	Wood, boot or shoe lasts, of wood	78	15 471	734	7 388
44170090	Wood, tools, tool bodies, tool handles, broom or brush bodies and handles, of wood	239 393	929 873	544 759	2 259 972
44181000	Wood, windows, French windows and their frames	94 690	513 702	344 074	924 277
44182000	Wood, doors and their frames and thresholds	9 520 933	42 628 289	19 744 987	88 980 275
44184000	Wood, shuttering for concrete constructional work	16 260	146 530	5 559	60 853
44185000	Wood, shingles and shakes	7 959	105 486	10 751	113 088
44186000	Wood,posts and beams	71 909	236 702	82 475	259 664
44187400	Wood, assembled flooring panels, not of bamboo or with at least the top layer (wear layer) of bamboo, for mosaic floors	4 551	10 675	25 121	72 302
44187500	Wood, assembled flooring panels, not of bamboo or with at least the top layer (wear layer) of bamboo, multilayer	2 119 596	11 311 775	6 415 968	34 247 009
44187900	Wood, assembled flooring panels, n.e.c in headings 4418.73-4418.75	1 616 486	5 609 025	3 910 633	13 753 278
44189910	Wood, builders' joinery and carpentry of wood n.e.c. in heading no. 4418, other than of bamboo, cellular wood panels	2 498 523	11 114 432	3 891 438	17 228 407
44189990	Wood, builders' joinery and carpentry of wood n.e.c. in heading 4418, oth thn of bamboo, oth thn cellular wood panels	3 806 634	19 945 899	7 147 022	35 419 840
44191100	Tableware and kitchenware, of wood; of bamboo, bread boards, chopping boards and similar boards	38 900	90 490	54 569	113 956
44191200	Tableware and kitchenware, of wood; of bamboo, chopsticks	11 646	42 676	18 774	126 204
44191900	Tableware and kitchenware, of wood; of bamboo, n.e.c. in heading 4419	3 381	33 262	32 293	195 594
44199000	Tableware and kitchenware, of wood; not of bamboo	704 401	3 047 515	2 443 417	10 015 457
44201000	Wood, statuettes and other ornaments, of wood	1 822 527	7 429 181	6 364 280	25 666 568

Tabel 3 : Ekspor Indonesia menurut Komoditi (Kode HS 8 digit)

Mei 2019

Kode H S	Uraian golongan barang	Berat bersih (Kg)		Nilai F.O.B. (U S \$)	
		Bulan ini	Kumulatif	Bulan ini	Kumulatif
(1)	(2)	(3)	(4)	(5)	(6)
44209010	Wood, wooden articles of furniture not falling in Chapter 94	168 942	817 370	923 246	3 722 069
44209090	Wood marquetry and inlaid wood, caskets and cases for jewellery or cutlery, and similar articles, of wood	2 006	143 193	3 910	176 066
44211000	Clothes hangers of wood	9 455	27 223	47 112	165 862
44219110	Spools, cops and bobbins, sewing thread reels and the like of bamboo	-	183	-	1 899
44219120	Match splints of bamboo	480	6 372	1 040	9 829
44219130	Candy sticks, ice-cream sticks and ice-cream spoons of bamboo	73	2 010	316	6 643
44219140	Fans and handscreens, frames and handles therefor, and parts thereof of bamboo	-	16	-	860
44219150	Prayer beads of bamboo	-	6	-	195
44219160	Toothpicks of bamboo	-	3	-	3
44219190	Wood, of bamboo, articles n.e.c. HS 4421.91.10 - HS 4421.91.60	939	58 987	5 406	89 284
44219910	Spools, cops and bobbins, sewing thread reels and the like of wood other than of bamboo	1 077	13 069	9 566	129 330
44219940	Candy sticks, icecream sticks and icecream spoons other than of bamboo	-	13 225	-	26 100
44219970	Wood, fans and handscreens, frames and handles therefor, and parts thereof other than of bamboo	-	666	-	6 950
44219980	Wood, toothpicks other than of bamboo	-	856	-	621
44219993	Wood, prayer beads other than of bamboo	10	10	80	80
44219994	Wood, other beads other than of bamboo	1 138	2 752	910	4 042
44219996	Wood, barecore other than of bamboo	49 041 238	233 631 158	29 970 894	135 690 651
44219999	Wood, article of wood, other than bamboo, articles n.e.c. HS 4421.99.93 - HS 4421.99.96	88 833	373 610	264 687	1 206 186
45031000	Articles of natural cork, corks and stoppers of natural cork	-	41	-	4 592
45039000	Articles of natural cork, other than corks and stoppers of natural cork	1 725	36 509	14 467	68 281
45041000	Cork; blocks, plates, sheets and strip, tiles of any shape, solid cylinders (including discs), of agglomerated cork	-	1 294	-	2 825
45049000	Articles of agglomerated cork oth thn blocks,plates,sheets & strip,tiles of any shape, solid cylinders, including discs.	814	864	12 479	12 661
46012100	Plaiting materials, plaits and similar products of plaiting materials; mats, matting and screens, of bambo	55 332	225 511	141 446	723 895
46012200	Plaiting materials, plaits and similar products of plaiting materials; mats, matting and screens, of rattan	40 547	162 641	359 006	1 282 840
46012900	Plaiting materials, plaits & similar products; mats, matting&screens, of vegetable materials other than bamboo or rattan	58 003	244 625	376 380	1 331 562
46019210	Plaits and similar products of plaiting materials, whether or not assembled into strips of bamboo	6	2 299	41	7 820
46019220	Fans and handscreens, frames and handles therefor, and parts thereof of bamboo	230	814	119	2 178
46019290	Plaiting materials, plaits and similar products of plaiting materials; of bamboo, n.e.c HS 4601.92.10 - HS 4601.92.20	78 852	247 809	76 760	293 185
46019310	Plaits and similar products of plaiting materials, whether or not assembled into strips of rattan	7 485	25 109	84 018	219 060
46019320	Fans and handscreens, frames and handles therefor, and parts thereof of rattan	1 870	1 941	21 260	23 198
46019390	Plaiting materials, plaits and similar products of plaiting materials; of rattan, n.e.c HS 4601.93.10 - HS 4601.93.20	892	9 238	25 129	69 153
46019410	Plaits and similar products of plaiting materials, whether or not assembled into strips of vegetable materials	690	3 266	23 919	108 731
46019490	Plaiting materials, plaits&similar products of plaiting materials,of vegetable materials,n.e.c HS 4601.94.10-4601.94.20	335	21 547	4 982	55 380
46019910	Mats and matting of other than bamboo, rattan, and other vegetable materials	90	10 790	2 013	86 336
46019920	Plaits and similar products of plaiting materials, whether or not assembled into strips	22 954	152 271	137 121	954 177
46019990	Plaiting materials,plaits&similar prod of plaiting material, product of non-vegetable materials,nec HS 46019910-46019930	52 185	316 189	59 282	434 593
46021110	Travelling bags and suitcases of bamboo	637	5 692	7 427	29 204

Tabel 3 : Ekspor Indonesia menurut Komoditi (Kode HS 8 digit)

Mei 2019

Kode H S	Uraian golongan barang	Berat bersih (Kg)		Nilai F.O.B. (U S \$)	
		Bulan ini	Kumulatif	Bulan ini	Kumulatif
(1)	(2)	(3)	(4)	(5)	(6)
46021190	Basketwork, wickerwork and other articles; of bamboo, n.e.c HS 4602.11.10 - HS 4602.11.20	213 092	1 014 777	785 523	3 290 149
46021210	Travelling bags and suitcases of rattan	87 589	233 320	348 065	1 373 716
46021220	Envelopes for bottles of rattan	-	105	-	1 740
46021290	Basketwork, wickerwork and other articles; of rattan, n.e.c HS 4602.12.10 - HS 4602.12.20	952 984	5 082 993	3 965 774	21 477 882
46021910	Travelling bags and suitcases of vegetable materials other than of bamboo and rattan	113 959	396 587	1 028 747	3 121 071
46021990	Basketwork, wickerwork and other articles; of vegetable materials, n.e.c HS 4602.19.10 - HS 4602.19.20	192 057	852 824	1 143 779	5 673 730
46029010	Travelling bags and suitcases other than of vegetable materials	16 145	54 751	249 980	584 764
46029020	Envelopes for bottles other than of vegetable materials	-	1	-	1
46029090	Basketwork, wickerwork and other articles; other than vegetable materials, n.e.c HS 4602.90.10 - HS 4602.90.20	53 768	191 399	313 172	1 167 092
47020000	Chemical wood pulp, dissolving grades	63 633 720	259 733 396	35 134 405	150 595 121
47032900	Chemical wood pulp, soda or sulphate, (other than dissolving grades); semi-bleached or bleached, of non-coniferous wood	375 015 987	1 695 302 079	216 175 364	980 938 273
47062000	Pulp of fibres derived from recovered (waste and scrap) paper or paperboard	138	1 478 045	597	604 142
47063000	Pulps of fibres derived from bamboo	3 327	6 093	3 372	6 182
47069100	Pulps of fibres derived from other fibrous cellulosic material obtained by mechanical processes	48 388	384 920	168 000	1 089 598
47071000	Recovered (waste and scrap) unbleached kraft paper or paperboard or corrugated paper or paperboard	589 871	1 389 825	69 462	291 376
47073000	Paper or paperboard; waste and scrap, made mainly of mechanical pulp (e.g newspapers, journals & similar printed matter)	9 285	59 670	1 829	11 286
47079000	Paper or paperboard;waste&scrap, of paper/paperboard n.e.c. sub heading 4707.10 - 4707.30&of unsorted waste&scrap	1 942 743	6 740 254	250 392	1 018 191
48010011	Newsprint; Weighing not more than 55 g/m2; In rolls, of a width exceeding 28 cm but not exceeding 36 cm	-	528 935	-	358 595
48010012	Newsprint; Weighing not more than 55 g/m2; In rolls, other than 4801.00.11	1 743 141	18 971 647	1 062 244	12 501 262
48010014	Newsprint; Weighing <=55g/m2; In sheets, square/rectangular, one side >36 cm, & oth side >15 cm in the unfolded state	29 373	57 123	29 319	58 613
48010022	Newsprint; Weighing more than 55 g/m2; In rolls, n.e.c HS 4801.00.21	-	200	-	200
48010024	Newsprint; Weighing >55g/m2; In sheets, square/rectangular, one side >36 cm, & oth side >15 cm in the unfolded state	145	10 741	9	3 918
48022090	Uncoated paper&paperboard in rolls of >15 cm in width/in rectangular sheet of which no side >36 cm in the unfolded state	-	8 416	-	19 688
48024090	Wallpaper in rolls of > 15 cm width / rectangular (incl square) sheets of which no side > 36 cm in the unfolded state	-	260	-	1 544
48025429	Paperboard,oth carbon base ppr w<20g/m2, roll >15cm, width/rectangular sheet of which no side>36cm,unfold state,w<40g/m2	65 014	368 505	54 647	444 126
48025490	Carbonishing base paper, n.e.c HS code 4802.54.30 - HS 4802.54.50	119 629	344 326	187 512	539 110
48025569	Paper and paperboard of a kind used for writing, printing and other graphic purposes, of a width exceeding 15 cm	5 689 971	27 733 537	4 362 902	21 243 569
48025590	Paper and paperboard of a kind used for writing, printing and other graphic purposes, other than multi-ply paper	63 593 837	303 563 411	44 143 269	206 477 675
48025620	Fancy&ppr,w/ wtrmrk,granitizedFelt,fibre,vellumAntique-Finish/speckBlend,40-150 g/m2, 1 side<435mm&oth<297mm,unfoldState	18 672	145 984	21 216	166 183
48025641	Paper&paperboard of a kind used for writing,printing&oth graphic purposes,width<36cm in rectangular sheet,unfolded state	11 681 854	58 851 062	10 198 309	52 294 839

Tabel 3 : Ekspor Indonesia menurut Komoditi (Kode HS 8 digit)

Mei 2019

Kode H S	Uraian golongan barang	Berat bersih (Kg)		Nilai F.O.B. (U S \$)	
		Bulan ini	Kumulatif	Bulan ini	Kumulatif
(1)	(2)	(3)	(4)	(5)	(6)
48025690	Paper&paperboard,used for writing,printing&oth graphic purposes,40-150 g/m2, 1 side<435mm & oth<297mm,oth multi-ply paper	132 287 606	663 447 293	103 822 074	520 402 970
48025711	Carbonising base paper, with no side > 36 cm in the unfolded state, weighing 40 g/m2 or more but not more than 150 g/m2	11 710	50 413	25 718	108 977
48025719	Carbonising base paper, with no side <= 36 cm in the unfolded state, weighing 40 g/m2 or more but not more than 150 g/m2	-	15 035	-	25 239
48025729	Paper&paperboard,used for writing, printing&oth graphic purposes, with no side <=36cm,unfolded state, weight 40-150 g/m2	7 977 382	36 782 534	6 321 695	29 824 501
48025790	Paper & paperboard, other than multi-ply paper, unfolded state, weighing 40 g/m2-150 g/m2	20 020 043	110 281 721	13 282 743	73 243 254
48025821	Fancy paper&paperboard,roll width<= 15 cm rectangular sheet w/1 side <=36cm&oth side<=15 cm, w >=150 g/m2,unfolded state	-	7 200	-	6 765
48025829	Fancy paper&paperboard,roll width > 15 cm rectangular sheet w/1 side <=36cm&oth side<=15 cm, w >=150 g/m2,unfolded state	-	110 275	-	166 498
48025831	Ppr&pprboard,for writing, printing&oth graph purpose,roll width>15 cm rect,with no side>36cm,unfolded state, w>=150 g/m2	130 990	997 200	131 806	1 045 565
48025839	Ppr&pprboard,for writing, printing&oth graph purpose,roll width<=15 cm rect,with no side>36cm,unfolded state,w>=150 g/m2	5 125 809	21 820 653	4 235 230	18 617 327
48025891	Paper & paperboard, weighing 150g/m2 - 225 g/m2, unfolded state, n.e.c HS 4802.58.21- HS 4802.58.40	2 904 168	10 239 733	2 095 590	7 502 663
48025899	Paper & paperboard, weighing less than 150g/m2, unfolded state, n.e.c HS 4802.58.21- HS 4802.58.40	3 150 972	13 168 040	2 701 228	12 027 326
48026159	Paper and paperboard of a kind used for writing, printing and other graphic purposes, of width > 15 cm, in roll	-	336	-	2 703
48026220	Fancy ppr&pprboard,w/wtrmk granitizedFelt,Fibre,vellumAntique-finish/aSpeckBlend,1 side<=435mm&oth<=297mm, unfold state	68 441	135 450	174 888	359 377
48026299	Fancy paper&paperboard, oth multi-ply paper,unfolded state, in sheets 1 side<=435mm & oth<=297mm, w<150g/m2 or w>225g/m2	-	25 064	-	52 991
48026999	Paper & paperboard, other than multi-ply paper, weighing < 150 g/m2 or weighing > 225 g/m2, unfolded state	267 023	267 504	211 631	211 999
48030030	Toilet/facial tissue stock, towel or napkin stock and similar paper of cellulose wadding or of webs of cellulose fibres	2 539	10 151	1 129	11 110
48030090	Toilet/facial tissue stock, towel/napkin stock & similar paper of other than cellulose wedding/webs of cellulose fibres	67 563 262	312 537 027	69 651 945	327 564 290
48041100	Kraftliner, unbleached	48 788	634 539	20 075	314 908
48041900	Kraftliner, bleached	26 848	84 148	23 654	69 027
48042110	Sack kraft paper, unbleached of a kind used for making cement bags	297 988	591 501	201 142	400 950
48042190	Sack kraft paper, unbleached, other than of a kind used for making cement bags	46 960	46 960	31 698	31 698
48042910	Sack kraft paper, bleached of a kind used for making cement bags	-	11 988	-	9 231
48042990	Sack kraft paper, bleached, other than of a kind used for making cement bags	-	11 382	-	13 184
48043190	Kraft paper and paperboard weighing 150 g/m2 or less, unbleached, n.e.c HS 4804.31.10 - HS 4804.31.50	-	58 681	-	55 146
48043910	Kraft ppr&pprboard,150 g/m2 or less, bleached, wet strength of 40 g-60 g, used in manufacture of plywood adhesive tape	48	48	30	30
48043920	Kraft paper and paperboard weighing 150 g/m2 or less, bleached, used for making food packaging	386 250	1 759 452	496 896	2 161 247
48043990	Kraft paper and paperboard weighing 150 g/m2 or less, bleached, n.e.c HS 4804.39.10 and HS 4804.39.20	2 802 054	14 727 644	3 012 300	15 681 226
48044190	Kraft paper and paperboard weighing 150 g/m2 - 225 g/m2, unbleached, other than electrical grade insulating kraft paper	-	78 652	-	46 721
48051100	Semichemical fluting paper	10 142 908	58 547 566	3 878 924	21 749 852

Tabel 3 : Ekspor Indonesia menurut Komoditi (Kode HS 8 digit)

Mei 2019

Kode H S	Uraian golongan barang	Berat bersih (Kg)		Nilai F.O.B. (U S \$)	
		Bulan ini	Kumulatif	Bulan ini	Kumulatif
(1)	(2)	(3)	(4)	(5)	(6)
48051910	Fluting paper other than semichemical and straw, weighing more than 150 g/m2 but less than 225 g/m2	3 179 025	12 095 102	1 261 085	5 064 610
48051990	Fluting paper other than semichemical and straw, other than weighing less than 150 g/m2 but more than 225 g/m2	48 892 015	187 122 826	18 741 020	73 784 168
48052400	Testliner (recycled liner board), weighing 150 g/m2 or less	3 629 398	7 798 442	1 410 655	3 132 453
48052510	Testliner (recycled liner board), Weighing >150 g/m2 and < 225 g/m2	1 107 879	4 084 671	422 613	1 770 596
48055000	Felt paper and paperboard	3 986 953	17 368 721	2 038 019	8 788 666
48059190	Paper o.t for packing of flat glass products, resin cont by weight of <=0.6% & manufacture joss paper, weight <=150 g/m2	1 152 618	14 793 109	720 169	8 735 173
48059210	Multiply paper and paperboard, uncoated paper and paperboard, in rolls or sheets, weighing >150 g/m2 but <225 g/m2	102 604	249 963	61 636	152 500
48059290	Uncoated paper and paperboard, in rolls or sheets, weighing >150 g/m2 but <225 g/m2, other multiply paper and paperboard	166 645	1 237 543	95 550	730 526
48059310	Multiply paper and paperboard, uncoated paper and paperboard, in rolls or sheets, weighing >=225 g/m2	933 992	5 439 320	499 213	2 985 370
48059390	Uncoated paper and paperboard, in rolls or sheets, weighing >=225 g/m2, o.t multiply paper & paperboard & Blotting paper	-	193 618	-	74 157
48062000	Greaseproof papers	167 111	1 257 365	264 531	2 030 195
48063000	Tracing papers	430	1 890	1 897	8 000
48064000	Glassine and other glazed transparent or translucent papers	45 277	221 927	69 326	334 132
48070000	Composite paper & paperboard, not surface coated or impregnated, whether or not internally reinforced, in rolls or sheets.	748 398	3 111 394	472 273	1 907 826
48089090	Paper and paperboard, other than HS code 4808.90.20 - 4808.90.30	53 534	86 526	41 435	67 607
48092000	Selfcopy paper	5 416 121	24 619 600	7 555 133	34 467 457
48099090	Paper and paperboard other than carbon paper and similar copying papers	-	7	-	270
48101391	Paper and paperboard, of a width of 150 mm or less, in rolls	-	6 042	-	24 605
48101399	Paper and paperboard, other than of a width of more than 150 mm, in rolls	3 719 029	16 855 894	4 338 464	20 606 085
48101491	Pprboard; coat kaolin/o.t inorganic subs, print/write/graphic, have <10% weight fibre chemi/mechanical, unfold, no side >360mm	-	1 384 664	-	956 478
48101499	Pprboard; coat kaolin/o.t inorganic subs, print/write/graphic, have <10% weight fibre chemi/mechanical, unfold, no side <=360mm	141 183	1 555 311	130 749	1 222 931
48101910	Printed, self-record apparatus, no side >360mm unfold state, have <10% weight fibre chemi/mechanical process, side >435mm & 297mm	15 501	740 688	36 078	2 544 054
48101991	Printed, of a kind used for self-recording apparatus, of which no side >360 mm	-	4 012	-	8 465
48101999	Printed, of a kind used for self-recording apparatus, of which no side <=360 mm	1 859 998	9 439 007	2 411 153	12 117 728
48102991	Print, unused for self-record apparatus, in roll of <150mm/in sheet no side >360mm unfolded state, o.t lightweight coat paper	-	48 797	-	71 417
48102999	Print, unused for self-record apparatus, in roll of >=150mm/in sheet no side >360mm unfold state, o.t lightweight coat paper	17 445 020	71 425 023	13 618 964	57 557 281
48103290	Kraft paper & paperboard, bleached in rolls <=150 mm width/sheets no side > 360 mm in the unfolded state weighing >150g/m2	24 541	152 889	26 728	174 142
48109290	Paper and paperboard, Multi-ply, In rolls of >150 mm in width or sheets of which side >360 mm in the unfolded state	7 059 047	37 905 792	4 002 613	21 620 014
48111090	Tarred, bituminised/asphalted pap & papboard, except in Rols, width >15cm/except in Retangular (incl Square) sheet Side <36cm unfolded	339	15 931	514	39 955
48114120	Gummed/adhesive pap & papboard, self-adhesive, in rolls, width ?15cm/ in rectangular (incl Square) sheets side ?36cm unfolded	223 356	1 014 421	558 545	2 606 707
48114190	Gummed/adhesive Pap & papboard, self adhesive, except rolls, width >15cm/except Rectangular (incl Square) sheets Side ?36cm, unfolded	760 545	3 809 405	1 684 952	8 765 538

Tabel 3 : Ekspor Indonesia menurut Komoditi (Kode HS 8 digit)

Mei 2019

Kode H S	Uraian golongan barang	Berat bersih (Kg)		Nilai F.O.B. (U S \$)	
		Bulan ini	Kumulatif	Bulan ini	Kumulatif
(1)	(2)	(3)	(4)	(5)	(6)
48114990	Gummed/adhesive pap&papboard,o.t adhesive,exceptInRolls,width>15cm/exc in rectang(inclSquare)shetSide?36cm unfolded	77 067	426 167	120 280	581 291
48115199	Paper&paperboard coated, bleached,weigh>150g/m2,in rolls of <=15cm,sheet no side <36cm unfolded state,o.t floor covering	-	57	-	560
48115920	Ppr&pprboard both faces w/trans film of plastic&w/a lining alumunium foil,liquid food product,bleached,weigh<=150 g/m2	-	50 900	-	37 475
48115999	Paper&paperboard coated, bleached,weigh<=150g/m2, in roll of >15cm,sheets no side <36cm unfold state,o.t floor covering	965 652	4 352 537	1 249 268	5 842 270
48119049	Paper, paperboard, cellulose wadding and webs of cellulose fibres n.e.c. HS 4811.90.41 - 4811.90.42	14 964	14 964	21 552	21 553
48119091	Ppr&pprboard,cellulose wadding&web cellulose fibre,in rolls>15cm rectangular sheet no side>36cm unfold state,floor cover	-	2 495	-	5 500
48119099	Paper, paperboard, cellulose wadding and webs of cellulose fibres n.e.c. HS 4811.90.91 - 4811.90.92	219 312	807 636	1 309 927	4 622 284
48131000	Cigarette paper, in the form of booklets or tubes.	66 077	298 809	2 025 678	9 189 269
48132000	Cigarette paper, in rolls of a width not exceeding 5 cm	1 386 695	6 150 731	2 192 539	11 006 004
48139010	Cigarette paper, in rolls of a width exceeding 5 cm, coated	48 784	64 599	81 644	108 714
48139090	Cigarette paper, in rolls of a width exceeding 5 cm, not coated	373 262	1 070 917	1 215 405	4 497 948
48162010	Selfcopy paper, in rolls of a width exceeding 15 cm but not exceeding 36 cm	1 289 872	6 731 391	1 805 928	9 271 142
48162090	Selfcopy paper, in rolls except of a width exceeding 15 cm but exceeding 36 cm	380 406	1 251 845	498 178	1 728 229
48169090	Paper; carbon paper&other copying/transfer papers (o.t those of heading no. 4809), n.e.c. HS 4816.20.10-4816.90.50	-	2	-	50
48171000	Envelopes	481 778	849 539	939 766	1 759 899
48172000	Letter cards, plain postcards and correspondence cards	-	2	-	10
48173000	Boxes, pouches, wallets and writing compendiums, of paper or paperboard, containing an assortment of paper stationery	-	199	-	1 179
48181000	Toilet paper	1 230 690	6 248 506	1 992 174	10 216 188
48182000	Handkerchiefs, cleansing or facial tissues and towels	3 060 034	16 171 744	5 144 841	26 946 930
48183020	Serviettes	190 877	711 037	314 700	1 204 834
48189000	Cellulose wadding or webs of cellulose fibres, oth thn hs code 4818.10.00 - 4818.50.00	246 904	1 883 357	306 751	2 260 955
48191000	Cartons, boxes and cases, of corrugated paper or paperboard	1 200 685	4 853 054	1 284 514	4 961 248
48192000	Folding cartons, boxes and cases, of noncorrugated paper or paperboard	1 169 075	4 792 087	1 451 087	6 553 232
48193000	Sacks and bags, having a base of a width of 40 cm or more	332 723	980 206	921 883	2 609 233
48194000	Paper&paperboard; sacks&bags, including cones, of paper, paperboard, cellulose wadding/fibres, having a base width <40cm	3 104 540	9 390 719	7 386 718	25 309 851
48195000	Paper&paperboard;packing container,include record sleeve,of paper,paperboard,cellulose wadding/fibre,nec in heading 4819	670 669	3 832 995	2 815 869	13 856 975
48196000	Box files, letter trays, storage boxes and similar articles, of a kind used in offices, shops or the like	66 793	318 302	80 840	334 535
48201000	Registers, account books, note books, order books, receipt books, letter pads, memorandum pads, diaries&similar articles	3 692 295	18 233 577	5 866 755	27 401 924
48202000	Exercise books	7 934 547	21 157 713	9 889 551	25 701 107
48203000	Binders (other than book covers), folders and file covers	365 719	1 239 068	753 865	2 681 120
48204000	Manifold business forms and interleaved carbon sets	802	20 097	209	17 485
48205000	Albums for samples or for collections	6 735	23 681	54 700	252 539
48209000	Registers, account books, note books, order books,etc, other than HS code 4820.10.00-4820.50.00	130 789	1 113 457	332 954	1 515 204
48211010	Label for jewellery, incl objects of personal adornment /personal use in the pocket, in handbag / on the person, printed	2	62	7	951

Tabel 3 : Ekspor Indonesia menurut Komoditi (Kode HS 8 digit)

Mei 2019

Kode H S	Uraian golongan barang	Berat bersih (Kg)		Nilai F.O.B. (U S \$)	
		Bulan ini	Kumulatif	Bulan ini	Kumulatif
(1)	(2)	(3)	(4)	(5)	(6)
48211090	Label for jewellery, incl objects of personal adornment /porsonal unuse in the pocket, in handbag/on the person, printed	4 804	6 982	12 219	42 933
48219090	Label for jewellery,incl objects of personal adornment/porsonal unuse in the pocket,in handbag/on the person,not printed	356	2 299	4 176	28 833
48221010	Bobbin, spool, cop supports paper pulp,paper/paperboard(perforated/hardened/not), used for winding textile yarn,cone	309 038	1 702 786	308 820	1 684 284
48221090	Bobbin, spool, cop support paper pulp,paper/paperboard(perforated/hardened/not), used for winding textile yarn, o.t cone	9 713	20 991	14 391	30 940
48229090	Bobbin, spool, cop support paper pulp,paper/paperboard(perforated/hardened/not),unused for winding textile yarn,o.t cone	186 713	870 160	268 439	1 173 132
48232010	Filter paper and paperboard, In strips, rolls or sheets	348 276	4 416 166	149 690	1 658 441
48234090	Rolls, sheets and dials, printed for selfrecording apparatus, not for electromedical apparatus	535 008	2 886 018	772 536	4 138 220
48236900	Trays, dishes, plates, cups and the like, of paper or paperboard, o.t of bamboo	929 114	4 148 960	2 767 621	12 519 608
48237000	Moulded or pressed articles of paper pulp	1 520	11 415	3 670	26 441
48239020	DisplayCardforJewellery,inclObj ofPersonal adornmentArticlesofpersonal useNormally caried inthepocket,inhandbag/onperson	-	1	-	20
48239091	Silicone paper	-	5	-	17
48239092	Joss paper	623 536	4 517 105	353 511	2 569 147
48239096	Kraft paper, cut to shape other than rectangular or square	25 161	200 133	42 883	340 802
48239099	Kraft paper, n.e.c. HS code 4823.90.91 - 4823.90.96	221 333	1 154 924	315 367	1 681 839
49011000	Printed books, brochures, leaflets and similar printed matter, in single sheets, whether or not folded	46 602	271 027	456 912	1 315 255
49019100	Dictionaries and encyclopaedias, and serial instalments thereof	5	5	122	122
49019910	Educational, technical, scientific, historical or cultural books	66 868	789 981	199 697	1 812 430
49019990	Printed books, other than educational, technical, scientific, historical or cultural books	91 602	372 066	301 437	1 218 391
49021000	Newspapers, journals&periodicals, illustrated &containing advertising material/not, appearing at least four times a week	373	2 049	703	3 865
49029010	Educational, technical, scientific, historical or cultural journals and periodicals	2 357	7 763	4 255	15 417
49029090	Newspaper, journals,& periodicals, oth thn educational, technical, scientific,historical/cultural journals & periodicals	171	6 696	1 098	35 512
49030000	Children's picture, drawing or colouring books.	16 564	104 326	75 964	472 892
49040000	Music, printed or in manuscript, whether or not bound or illustrated.	-	1	-	10
49051000	Globes, printed	59	322	3 513	18 822
49059100	Maps&hydrographic/similar charts of all kinds,incluing atlases,wall maps&topographical plans,printed,In book form	646	6 989	793	11 369
49059900	Maps&hydrographic /similar charts of all kinds,incluing atlases,wall maps&topographical plans,printed,not in book form	2	234	12	1 094
49060000	Plans&drawingsforArchitectural, engineering,industry,trade, topographic,handwriting, photographReproduction&carbonCopies	140	839	80 209	152 584
49070021	Unused postage stamps	-	97	-	2 500
49070029	Revenue or similar stamps	103	182 717	1 257	1 164 397
49070040	Stock, share or bond certificates and similar documents of title, cheque forms	370	27 000	6 558	1 068 638
49070090	Stamp/postage, stampPaper, banknotes, chequeForm, stock, bond certificates&similarDocument, n.e.c HS 49070010-49070040	27 910	234 812	212 857	754 223
49081000	Transfers (decalcomanias), vitrifiable	64	1 436	2 631	54 227
49089000	Transfers (decalcomanias), not vitrifiable	842	19 707	59 874	380 719
49090000	Printed/illustratedPostcard, print CardsBearing, message/ announcements, whit/notllustrated, with/o envelopes/trimmings.	50 841	195 802	278 845	834 145
49100000	Calendars of any kind, printed, including calendar blocks.	6 707	23 956	41 455	264 595

Tabel 3 : Ekspor Indonesia menurut Komoditi (Kode HS 8 digit)

Mei 2019

Kode H S	Uraian golongan barang	Berat bersih (Kg)		Nilai F.O.B. (U S \$)	
		Bulan ini	Kumulatif	Bulan ini	Kumulatif
(1)	(2)	(3)	(4)	(5)	(6)
49111010	Catalogues listing only educational, technical, scientific, historical or cultural books and publications	314	2 280	2 651	38 352
49111090	adv Material, comercialCatalog, apartCatalogues listing onlyeduca, technic, scient, histori/cultural books&publications	26 801	166 441	81 458	487 413
49119110	Designs	596	4 913	13 811	39 253
49119129	Pictures and photographs, of a kind to be mounted for instructional purposes, other than Anatomical and botanical	4	32	585	1 097
49119139	Pictures and photographs, other than kind to be mounted for instructional purposes, other than Anatomical and botanical	13	223	69	1 650
49119910	Printed card for jewellery/small object of person adornment/article of personal use normal carry in the pocket, handbag	1 427	4 544	4 422	27 467
49119920	Printed labels for explosives	4	7	99	106
49119990	Printed matter, apart advertsimaterial, commercial cataloguess, escPictures, design&photographs, n.e.c HS 49119910-49119930	93 890	499 539	477 542	1 870 488
50050000	Yarn spun from silk waste, not put up for retail sale.	-	3	-	3
50060000	Silk yarn and yarn spun from silk waste, put up for retail sale, silkworm gut.	1 614	10 961	18 793	94 933
50071020	Woven fabrics of noil silk, Unbleached or bleached	-	4	-	4
50071030	Woven fabrics of noil silk, Printed by the traditional batik process	1 237	3 481	4 655	15 935
50071090	Woven fabrics of noil silk, other than Unbleached or bleached and printed by the traditional batik process	0	0	175	175
50072090	Woven fabrics, cont>=85% by weight of silk/of silk waste o.t noil silk, o.t unbleach/bleach&print by traditional batik	710	8 491	1 636	9 320
50079020	Woven fabrics, containing less than 85% by weight/of silk waste other than noil silk, unbleached or bleached	-	7 349	-	109 660
50079090	Woven fabrics, cont<85% by weight/of silk waste o.t noil silk, o.t unbleach/bleach&print by traditional batik process	-	9 992	-	73 732
51022000	Coarse animal hair, not carded or combed	-	50	-	122
51061000	Yarn of carded wool, not put up for retail sale, containing 85 % or more by weight of wool	6	28	273	402
51062000	Yarn of carded wool, not put up for retail sale, containing less than 85 % by weight of wool	-	79	-	1 209
51071000	Yarn of combed wool, not put up for retail sale, containing 85 % or more by weight of wool	16 989	20 430	129 730	158 040
51091000	Yarn of wool /of fine animal hair, put up for retail sale, containing 85 % /more by weight of wool / of fine animal hair	-	21	-	680
51100000	Yarn of coarse animal hair or of horsehair (including gimped horsehair yarn), whether or not put up for retail sale.	4 440	16 735	2 290	8 249
51112000	Woven fabric of carded wool/fine animal hair, cont<85% by weight of wool/fine animal hair, mix mainly w/ manmade filament	-	993	-	967
51113000	Woven fabric of carded wool/fine animal hair, cont<85% weight of wool/fine animal hair, mix mainly w/manmade staple fibres	2	19	1	8
51121100	Woven fabrics of combed wool/fine animal hair, containing>=85% by weight of wool/fine animal hair, weight ?200 g/m2	1 239	2 605	38 750	76 638
51121910	Woven fabric of comb wool/fine animal hair, cont>=85%weight of wool/fine animal hair, weight>200g/m2, print trad batik proc	-	598	-	24 197
51121990	Woven fabric of comb wool/fine animal hair, cont>=85%weight of wool/fine animal hair, weight>200g/m2, o.t print trad batik	-	30	-	1 264
51122000	Woven fabric of combed wool/fine animal hair, cont<85% by weight of wool/fine animal hair, mix mainly w/ manmade filament	-	145	-	6 631
51123000	Woven fabric of combed wool/fine animal hair, cont<85% weight of wool/fine animal hair, mix mainly w/ manmade staple fibre	6	7	263	297
51129000	Woven fabrics of combed wool or of combed fine animal hair, other than HS 5112.11 - 5112.30	9	1 160	276	90 731
52010000	Cotton, not carded or combed	63 369	477 369	92 579	658 749
52021000	Cotton yarn waste (including thread waste)	146 588	710 296	180 112	1 018 404

Tabel 3 : Ekspor Indonesia menurut Komoditi (Kode HS 8 digit)

Mei 2019

Kode H S	Uraian golongan barang	Berat bersih (Kg)		Nilai F.O.B. (U S \$)	
		Bulan ini	Kumulatif	Bulan ini	Kumulatif
(1)	(2)	(3)	(4)	(5)	(6)
52029100	Cotton waste, garnetted stock	-	131 378	-	102 986
52029900	Cotton waste, other than yarn waste and garnetted stock	1 187 942	6 142 536	1 358 542	6 302 057
52030000	Cotton, carded or combed	2 664 409	12 862 867	3 395 691	16 624 802
52041190	Cotton sewing thread, not put up for retail sale, containing 85 % or more by weight of cotton, bleached	-	179	-	5 661
52041900	Cotton sewing thread, not put up for retail sale, containing less than 85 % by weight of cotton	2 476	11 700	7 089	16 182
52042000	Cotton sewing thread, put up for retail sale	1 034	6 150	669	3 219
52051100	Single cotton yarn, of uncombed fibres, contain?85%, not for retail sale, measuring ?714.29 decitex (?14 metric number)	1 554 878	7 497 929	2 375 974	11 590 832
52051200	Single cotton yarn, uncomb fibre, cont?85%, not for retail sale, measure <714.29 but ?232.56 decitex(>14but?43metric number)	6 939 857	34 501 782	16 848 378	87 306 364
52051300	Single cotton yarn, uncomb fibre, cont?85%, not for retail sale, measure <232.56 but ?192.31 decitex(>43but?52metric number)	1 084 737	7 386 404	3 096 661	21 111 340
52051400	Single cotton yarn, uncombed fibres, cont?85 %, not for retail sale, measure <192.31 but ?125decitex(>52but?80 metric number)	2 902 006	12 950 860	6 904 804	29 965 310
52052100	Single cotton yarn, combed fibres, containing ?85%, not for retail sale, measuring ?714.29 decitex (?14metric number)	188 761	582 147	441 612	1 504 499
52052200	Single cotton yarn, combed fibre, cont?85%, not for retail sale, measure <714.29 but ?232.56 decitex(>14but?43metric number)	1 128 382	5 941 352	3 439 257	17 946 415
52052300	Single cotton yarn, combed fibre, cont?85%, not for retail sale, measure <232.56 but ?192.31 decitex(>43but?52metric number)	1 994 861	8 355 205	6 332 573	26 588 770
52052400	Single cotton yarn, combed fibre, cont?85%, not for retail sale, measure <192.31 but ?125 decitex(>52but?80metric number)	2 500 844	10 811 132	8 135 191	36 015 687
52052600	Single cotton yarn, combed fibre, cont?85%, not for retail sale, measure <125 but ?106.38 decitex(>80but?94metric number)	-	1 814	-	12 561
52052700	Single cotton yarn, combed fibre, cont?85%, not for retail sale, measure <106.38 but ?83.33 decitex(>94but?120metric number)	18 144	65 863	129 021	479 664
52053100	Multiple(folded)/cable cotton yarn, uncombed fibre, cont?85%, not for retail sale, measure ?714.29 decitex(?14metric number)	-	453	-	3 848
52053200	Multiple(folded)/cable cotton yarn, uncomb fibre, cont?85%, not for retail, measure <714.29but?232.56decitex(>14but?43metric)	146 563	238 294	392 556	665 400
52053300	Multiple(folded)/cable cotton yarn, uncomb fibre, cont?85%, not for retail, measure <232.56but?192.31 decitex(>43but?52metric)	69 310	435 002	246 520	1 599 550
52053400	Multiple(folded)/cable cotton yarn, uncomb fibre, cont?85%, not for retail, measure <192.31but?125 decitex (>52but?80metric)	8 165	88 180	31 925	319 470
52053500	Multiple(folded)/cable cotton yarn, uncombed fibre, containing?85%, not for retail, measure <125 decitex (>80 metric)	6 969	14 912	22 819	45 538
52054200	Multiple(folded)/cable cotton yarn, combed fibre, cont?85%, not for retail, measure <714.29but?232.56decitex(>14but?43metric)	-	8 726	-	29 022
52054300	Multiple(folded)/cable cotton yarn, combed fibre, cont?85%, not for retail, measure <232.56but?192.31 decitex(>43but?52metric)	24 727	65 278	97 041	255 455
52054400	Multiple(folded)/cable cotton yarn, combed fibre, cont?85%, not for retail, measure <192.31but?125 decitex (>52but?80metric)	79 428	190 423	288 602	708 908
52054600	Multiple(folded)/cable cotton yarn, combed fibre, cont?85%, not for retail, measure <125but?106.38 decitex (>80but?94metric)	59	59	641	641
52054700	Multiple(folded)/cable cotton yarn, comb fibre, cont?85%, not for retail, measure<106.38but?83.33 decitex (>94but?120metric)	14 700	76 134	104 302	535 140

Tabel 3 : Ekspor Indonesia menurut Komoditi (Kode HS 8 digit)

Mei 2019

Kode H S	Uraian golongan barang	Berat bersih (Kg)		Nilai F.O.B. (U S \$)	
		Bulan ini	Kumulatif	Bulan ini	Kumulatif
(1)	(2)	(3)	(4)	(5)	(6)
52054800	Multiple(folded)/cable cotton yarn,uncombed fibre,containing?85%,not for retail,measure <83.33 decitex (>120 metric)	-	12 361	-	124 164
52061100	Single cotton yarn, of uncombed fibres,contain<85%,not for retail sale,measuring ?714.29 decitex (?14 metric number)	972 547	5 128 034	1 089 841	5 817 087
52061200	Single cotton yarn,uncomb fibre,cont<85%,not for retail sale,measure <714.29 but ?232.56 decitex(>14but?43metric number)	659 659	3 025 190	1 012 260	4 823 056
52061300	Single cotton yarn,uncomb fibre,cont<85%,not for retail sale,measure <232.56 but ?192.31 decitex(>43but?52metric number)	17 824	279 847	82 198	781 548
52061400	Single cotton yarn,uncombed fibres,cont<85 %,not for retail sale,measure<192.31 but ?125decitex(>52but?80 metric number)	37 856	426 061	127 855	1 645 917
52061500	Single cotton yarn,uncombed fibres,containing <85 %, not for retail sale, measuring <125 (exceeding 80 metric number)	43 606	394 932	104 258	1 010 159
52062100	Single cotton yarn,combed fibres, containing <85%,not for retail sale,measuring ?714.29 decitex (?14metric number)	331 126	1 992 567	379 351	2 935 789
52062200	Single cotton yarn,combed fibre,cont<85%,not for retail sale,measure <714.29 but ?232.56 decitex(>14but?43metric number)	442 081	2 069 111	1 234 471	5 896 642
52062300	Single cotton yarn,combed fibre,cont<85%,not for retail sale,measure <232.56 but ?192.31 decitex(>43but?52metric number)	1 150 394	5 374 051	3 263 475	15 699 797
52062400	Single cotton yarn,combed fibre,cont<85%,not for retail sale,measure <192.31 but ?125 decitex(>52but?80metric number)	265 412	905 783	880 053	3 047 774
52062500	Single cotton yarn,combed fibre,containing<85%,not for retail sale,measuring <125 decitex (>80metric number)	-	8 670	-	52 027
52063100	Multiple(folded)/cable cotton yarn,uncombed fibre,cont<85%,not for retail sale,measure ?714.29 decitex(?14metric number)	24 730	24 730	36 183	36 183
52063400	Multiple(folded)/cable cotton yarn,uncomb fibre,cont<85%,not for retail,measure <192.31but?125 decitex (>52but?80metric)	-	203	-	603
52064300	Multiple(folded)/cable cotton yarn,combed fibre,cont<85%,notfor retail,measure <232.56but?192.31decitex(>43but?52metric)	35 027	85 798	103 541	259 227
52064400	Multiple(folded)/cable cotton yarn,combed fibre,cont<85%,not for retail,measure <192.31but?125 decitex (>52but?80metric)	3 629	21 773	15 085	93 155
52071000	Cotton yarn (other than sewing thread) put up for retail sale,containing 85% or more by weight of cotton	3 797	48 688	16 044	141 288
52079000	Cotton yarn (other than sewing thread) put up for retail sale,containing less than 85% by weight of cotton	120	12 476	82	25 516
52081100	Woven fabrics of cotton, containing ?85% by weight of cotton, unbleached, plain weave weighing <= 100 g/m2	97 504	546 504	572 636	3 048 079
52081200	Woven fabrics of cotton, containing ?85% by weight of cotton, unbleached, plain weave weighing > 100 g/m2	175 541	1 217 795	1 187 495	7 489 059
52081300	Woven fabrics of cotton, containing ?85% by weight of cotton, unbleached, 3 or 4 thread twill including cross twill	33 765	245 971	147 711	1 097 370
52081900	Woven fabrics of cotton, containing ?85% by weight of cotton, unbleached, other than HS 5208.11-5208.13	57 279	464 711	234 431	2 722 638
52082100	Woven fabrics of cotton, containing ?85% by weight of cotton, bleached, plain weave weighing <= 100 g/m2	4 290	11 585	29 954	80 874
52082200	Woven fabrics of cotton, containing ?85% by weight of cotton, bleached, plain weave weighing > 100 g/m2	33 299	127 971	379 132	1 285 286
52082300	Woven fabrics of cotton, containing ?85% by weight of cotton, bleached, 3 or 4 thread twill including cross twill	360	7 978	4 239	80 433
52082900	Woven fabrics of cotton, containing ?85% by weight of cotton, bleached, other than HS 5208.21-5208.23	4 882	63 795	20 026	245 303
52083110	Voile, woven fabrics of cotton, containing ?85% by weight of cotton, dyed, plain weave,weight <=100 g/m2	-	9 838	-	6 494
52083190	Woven fabrics of cotton, containing ?85% by weight of cotton, dyed, plain weave,weight <=100 g/m2, other than voile	6 751	30 602	44 545	361 631

Tabel 3 : Ekspor Indonesia menurut Komoditi (Kode HS 8 digit)

Mei 2019

Kode H S	Uraian golongan barang	Berat bersih (Kg)		Nilai F.O.B. (U S \$)	
		Bulan ini	Kumulatif	Bulan ini	Kumulatif
(1)	(2)	(3)	(4)	(5)	(6)
52083200	Woven fabrics of cotton, containing ?85% by weight of cotton, dyed, plain weave,weight >100 g/m2	99 452	376 886	718 224	2 725 853
52083300	Woven fabrics of cotton, containing ?85% by weight of cotton, dyed, 3 or 4 thread twill, including cross twill	-	3 470	-	2 954
52083900	Woven fabrics of cotton, containing ?85% by weight of cotton, dyed, other than HS 5208.31-5208.33	42 464	92 652	515 876	1 443 244
52084290	Woven fabric of cotton,cont?85% weight of cotton,of yarn of different colour,plain weave,weight>100g/m2,o.t ikat fabric	15	17 857	186	71 507
52084300	Woven fabric,cont?85% weight of cotton,of diff colour yarn,plain weave,weight>100g/m2,3or4thread twill,incl cross twill	605	11 443	8 163	16 341
52084900	Woven fabric,cont?85% weight of cotton,of different colour yarn,plain weave,weight>100g/m2,o.t HS 5208.41-5208.43	257	5 017	2 892	237 201
52085110	Plain weave, cont?85% weight of cotton, weighing not more than 100g/m2 printed by the traditional batik process	2	560	2	5 790
52085190	Plain weave, cont?85% weight of cotton, weighing not more than 100g/m2 printed not by the traditional batik process	9 887	51 731	108 768	545 332
52085210	Plain weave, cont?85% weight of cotton, weighing more than 100g/m2 printed by the traditional batik process	28 079	122 082	534 262	2 259 666
52085290	Plain weave, cont?85% weight of cotton weighing more than 100g/m2 printed not by the traditional batik process	87 671	315 600	1 114 763	4 623 522
52085910	Woven fabrics other than plain weave, weighing <200 g/m, cont?85% weight of cotton, printed by traditional batik process	20 143	31 976	260 355	407 485
52085990	Woven fabric o.t plain weave&3-thread/4-thread twill incl cross twill, weighing<200g/m, cont?85%weight of cotton	28 814	86 140	329 951	823 437
52091110	Plain weave, Duck and canvas, unbleached, containing 85 % or more by weight of cotton, weighing more than 200 g/m2	-	861	-	1 059
52091190	Plain weave, o.t Duck and canvas, unbleached, containing 85 % or more by weight of cotton, weighing more than 200 g/m2	118 687	440 664	663 645	2 437 821
52091200	Woven fabric, unbleached, 3 or 4-thread twill incl cross twill, containing >=85% by weight of cotton, weighing >200g/m2,	52 680	371 607	227 993	1 591 689
52091900	Woven fabric,unbleached,o.t plain weave&3or4-thread twill incl cross twill,cont>=85%by weight of cotton,weight>200g/m2	25 874	65 492	377 352	569 368
52092100	Plain weave, bleached, containing 85 % or more by weight of cotton, weighing more than 200 g/m2	577	121 389	4 770	219 460
52092200	Woven fabric, bleached, 3 or 4-thread twill incl cross twill, containing >=85% by weight of cotton, weighing >200g/m2,	17 268	55 844	226 973	707 234
52092900	Woven fabric,bleached,o.t plain weave&3or4-thread twill incl cross twill,contain>=85%by weight of cotton,weight>200g/m2	376	38 278	2 458	236 703
52093100	Plain weave, dyed, containing 85 % or more by weight of cotton, weighing more than 200 g/m2	6 524	41 379	51 164	119 239
52093200	Woven fabric, dyed, 3 or 4-thread twill incl cross twill, containing >=85% by weight of cotton, weighing >200g/m2	15 064	80 190	118 318	402 233
52093900	Woven fabric,dyed,o.t plain weave&3or4-thread twill incl cross twill,contain>=85%by weight of cotton,weight>200g/m2	1 309	84 439	12 433	568 827
52094100	Plain weave, of yarns of different colours, containing 85 % or more by weight of cotton, weighing more than 200 g/m2	-	1 133	-	35 506
52094200	Denim, of yarns of different colours, containing 85 % or more by weight of cotton, weighing more than 200 g/m2	76 973	514 621	370 460	2 435 495
52094300	Woven fabric,of yarns of diff colours, 3 or 4-thread twill incl cross twill,cont>=85% by weight of cotton,weight>200g/m2	4 791	8 531	37 709	53 912
52094900	Wvn fabric,of yarns diff colors,o.t plain weave&denim&3or4-thread twill&cross twill,cont>=85%by weight of cott,w>200g/m2	386	4 386	6 153	49 185
52095110	Plain weave, printed by the traditional batik process, containing >=85% by weight of cotton, weighing more than 200g/m2	11 367	53 834	88 737	476 343
52095190	Plain weave, printed not by the traditional batik process, containing >=85% by weight of cotton, weighing >200g/m2	-	2 479	-	1 741

Tabel 3 : Ekspor Indonesia menurut Komoditi (Kode HS 8 digit)

Mei 2019

Kode H S	Uraian golongan barang	Berat bersih (Kg)		Nilai F.O.B. (U S \$)	
		Bulan ini	Kumulatif	Bulan ini	Kumulatif
(1)	(2)	(3)	(4)	(5)	(6)
52095210	Wofen fabrics, 3 or 4 thread twill incl cross twill, printed by traditional batik process, >=85% cotton, weight>200g/m2	-	15 174	-	115 111
52095910	Wvvn fabric o.t plain weave&3-thread/4-thread twill&cross twill,print by traditional batik process,w>200g/m,cont?85%cott	-	15	-	691
52095990	Wvvn fabric o.t plain weave&3 or 4 thread twill&cross twill,print not by traditional batik process,w>200g/m,cont?85%cott	21 664	81 662	443 774	1 595 010
52101100	Woven fabric,unbleached, plain weave < 85% cotton mixed mainly or solely with man-made fibres, weight<200g/m2	191 100	1 091 711	927 935	5 232 103
52101900	Wvvn fabric,unbleached, of weave n.e.c. in item no.5210.1, < 85% ctn mixed mainly/solely with man-made fibres, w<200g/m2	3 898	7 757	12 739	35 797
52102100	Woven fabric, bleached, plain weave < 85% cotton mixed mainly or solely with man-made fibres, weight<200g/m2	35 179	201 865	305 673	1 834 096
52102900	Wvvn fabric,bleached, of weave n.e.c. in item no.5210.2, < 85% ctn mixed mainly/solely with man-made fibres, w<200g/m2	18 190	110 834	233 671	1 409 343
52103100	Woven fabric, dyed, plain weave < 85% cotton mixed mainly or solely with man-made fibres, weight<200g/m2	27 089	110 947	224 639	930 777
52103900	Wvvn fabric,dyed, of weave n.e.c. in item no.5210.3, < 85% ctn mixed mainly/solely with man-made fibres, w<200g/m2	12 801	38 547	140 220	428 948
52104110	Wvvn fabric, of yarns diff colour, plain weave <85% ctn mixed mainly/solely with man-made fibres, w<200g/m2, ikat fabric	29 381	93 658	232 062	728 162
52104190	Wvvn fabric, of yarns diff colour,plain weave <85% ctn mix mainly/solely with man-made fibres, w<200g/m2,oth ikat fabric	2 304	3 735	38 372	67 173
52104900	Wvvn fabric,of yarn diff col,of weave n.e.c. in item no.5210.4,<85% ctn mix mainly/solely with man-made fibres,w<200g/m2	4 770	22 979	38 018	181 894
52105190	Wvvn fabric,oth printed by traditionalbatik process,plain weave<85% ctn mix mainly/solely with man-made fibres,w<200g/m2	5 325	39 887	65 666	375 738
52105990	Wvvn fabric,printed,of weave n.e.c. in item no.5210.5,<85% ctn mix mainly/solely with man-made fibres,w<200g/m2	1 907	4 177	27 778	56 524
52111100	Woven fabric,unbleached, plain weave < 85% cotton mixed mainly or solely with man-made fibres, weight>=200g/m2	16 554	72 877	143 488	686 819
52111200	Wvvn fabric,unbleach,plain weave<85%ctn mix mainly/solely man-made fibres,w>=200g/m2, 3or4-thread twill,incl cross twill	11 756	96 687	56 192	474 039
52111900	Wvvn fabric,unbleached, of weave n.e.c. in item no.5210.1, <85% ctn mixed mainly/solely with man-made fibres, w>=200g/m2	13 865	129 209	72 863	583 981
52112000	Woven fabric,bleached, < 85% cotton mixed mainly or solely with man-made fibres, weight>=200g/m2	63 805	319 345	225 418	1 117 454
52113100	Woven fabric, dyed, plain weave < 85% cotton mixed mainly or solely with man-made fibres, weight>=200g/m2	20	18 248	1 090	20 381
52113200	Wvvn fabric, dyed, plain weave<85%ctn mix mainly/solely man-made fibres,w>=200g/m2, 3or4-thread twill,incl cross twill	1 988	11 251	13 766	46 051
52113900	Wvvn fabric,dyed,of weave n.e.c. in item no.5210.3,<85% ctn mix mainly/solely with man-made fibres,w>=200g/m2	67	144 822	3 296	957 955
52114190	Wvvn fabric, of yarns diff colour,plain weave<85% ctn mix mainly/solely with man-made fibres, w>=200g/m2,oth ikat fabric	993	7 325	8 889	62 775
52114200	Wvvn fabric, of yarns diff colour, <85% ctn mixed mainly/solely with man-made fibres, w>=200g/m2, denim	32 970	58 018	200 327	353 538
52114900	Wvvn fabric,of yarn diff col,of weave n.e.c. in item no.5211.4,<85% ctn mix mainly/solely man-made fibres,w>=200g/m2	-	4 904	-	29 023
52115190	Wvvn fabric,oth print by traditionalbatik process,plain weave<85% ctn mix mainly/solely with man-made fibres,w>=200g/m2	-	1 167	-	787
52115990	Wvvn fabric,oth print traditionbatik proc,of weave n.e.c. no.5210.5,<85% ctn mix main/sole-ly man-made fibre,w>=200g/m2	14	118	306	1 780

Tabel 3 : Ekspor Indonesia menurut Komoditi (Kode HS 8 digit)

Mei 2019

Kode H S	Uraian golongan barang	Berat bersih (Kg)		Nilai F.O.B. (U S \$)	
		Bulan ini	Kumulatif	Bulan ini	Kumulatif
(1)	(2)	(3)	(4)	(5)	(6)
52121100	Woven fabric; of cotton, unbleached, weighing not more than 200g/m2, n.e.c. in heading 5201-5211	-	110	-	315
52121300	Woven fabric; of cotton, dyed, weighing not more than 200g/m2, n.e.c. in heading 5201-5211	92 567	185 751	274 687	1 126 665
52121400	Woven fabric; of cotton, of yarns diff colours, weighing not more than 200g/m2, n.e.c. in heading 5201-5211	-	503	-	3 425
52121510	Woven fabric; of cotton, print by traditional batik process, weighing not more than 200g/m2, n.e.c. in heading 5201-5211	1 766	4 757	22 501	76 885
52121590	Woven fabric; of cotton, oth print by traditional batik process, weighing <= 200g/m2, n.e.c. in heading 5201-5211	35 803	448 064	310 484	4 878 257
52122100	Woven fabric; of cotton, unbleached, weighing more than 200g/m2, n.e.c. in heading 5201-5211	152	317	1 915	9 076
52122300	Woven fabric; of cotton, dyed, weighing more than 200g/m2, n.e.c. in heading 5201-5211	-	1	-	2
52122510	Woven fabric; of cotton, print by traditional batik process, weighing more than 200g/m2, n.e.c. in heading 5201-5211	18	19	23	26
52122590	Woven fabric; of cotton, oth print by traditional batik process, weighing more than 200g/m2, n.e.c. in heading 5201-5211	27	27	459	459
53039000	Jute&oth textile bast fibres; proc,not spun,tow&waste of these fibres,incl yarn waste&garnet stock excl flax,hemp,&ramie	390 000	2 330 656	75 524	468 579
53050010	Sisal & oth textile fibres of the genus Agave; tow & waste of these fibres (incl yarn waste and garnetted stock)	5	8 945	23	867
53050021	Coconut fibres(coir), coconut fibres, raw	503 478	2 440 166	127 393	1 480 965
53050022	Coconut fibres(coir), coconut fibres, process	1 995 249	9 574 826	957 916	4 766 127
53050023	Abaca fibres , coconut fibres, raw & process	150	6 165	191	10 321
53050090	Ramie&oth veg textile fibre,not spec/incl,raw/proc,not spun; tow,noils&waste of these fibre incl yarn waste&garnet stock	272 779	1 970 649	50 348	386 602
53061000	Single flax yarn	-	8 770	-	28 876
53062000	Multiple (folded)/cabled flax yarn	-	9	-	191
53072000	Multiple (folded)/cabled of jute/ oth fibres bast fibres of heading 53.03.	-	1	-	31
53089090	Yarn; of vegetable textile fibres n.e.c. in heading no. 5306, 5307 and 5308	-	78	-	5 504
53091100	Woven fabric; of flax, containing 85% or more flax, unbleached or bleached	-	941	-	1 385
53091900	Woven fabric; of flax, containing 85% or more flax, other than unbleached or bleached	48	5 154	489	40 604
53092100	Woven fabric; of flax, containing less than 85% flax, unbleached or bleached	41	41	37	37
53092900	Woven fabric; of flax, containing less than 85% flax, other than unbleached or bleached	410	7 755	1 111	80 180
53101090	Woven fabrics of jute or of other textile bast fibres of heading 53.03, unbleached, not plain	35	35	11	11
53110020	Woven fabrics of oth vegetable textile fibres&paper yarn, abaca burlap	-	300	-	1 607
53110090	Woven fabrics of other vegetable textile fibres & paper yarn, other than printed by batik process & abaca burlap	-	53	-	272
54011010	Sewing thread of man-made flment of synthetic filaments, for put up retail sale	170	429	1 782	4 813
54011090	Sewing thread of man-made flment of synthetic filaments, not for put up retail sale	49 776	203 110	436 187	1 696 720
54012010	Sewing thread of man-made flment of artificial filaments, for put up retail sale	8 000	8 904	24 548	27 469
54012090	Sewing thread of man-made flment of artificial filaments, not for put up retail sale	208	4 464	3 505	44 245
54021100	Synththatic filamentaryarn oth than sewing High tenacity yarn of nylon/oth polyamides won textured, aramids	7 545	7 545	27 918	27 918
54021900	Synththatic filamentaryarn oth than sewing High tenacity yarn of nylon/oth polyamides won textured, other than aramids	1 162 178	4 548 658	4 953 720	18 890 850
54022000	Synththatic filamentaryarn oth than sewing High tenacity yarn of polyesters won textured	1 760 079	7 885 164	3 343 092	15 505 163
54023100	Textured yarn of nylon/other polyamides measuring single yarn <= 50 tex	175 097	736 792	624 976	2 815 870

Tabel 3 : Ekspor Indonesia menurut Komoditi (Kode HS 8 digit)

Mei 2019

Kode H S	Uraian golongan barang	Berat bersih (Kg)		Nilai F.O.B. (U S \$)	
		Bulan ini	Kumulatif	Bulan ini	Kumulatif
(1)	(2)	(3)	(4)	(5)	(6)
54023200	Textured yarn of nylon/other polyamides measuring single yarn > 50 tex	18 485	25 429	69 017	105 127
54023300	Textured yarn of polyesters	12 059 975	40 589 170	20 089 610	69 611 765
54023400	Textured yarn of polypropylene synthetic filament	1 004	4 037	5 106	19 552
54023900	Textured yarn, other than HS code 5402.31 - 5402.34	220	417	2 048	3 977
54024410	Yarn, single, untwisted or with a twist not exceeding 50 turns per metre, elastomeric of polyesters	35	9 845	792	31 491
54024420	Yarn, single, untwisted or with a twist not exceeding 50 turns per metre, elastomeric of polypropylene	-	2 125	-	4 903
54024490	Yarn, single, untwisted /with a twist not exceeding 50 turns per metre, elastomeric, other than polyester & polypropylene	-	2 235	-	1 232
54024500	Yarn, synth; filament/mono of nylon/oth polyamides, single, untwist/twist <=50 turns per metre, no for retail, no sewing thread	616 001	3 077 645	2 240 114	11 807 824
54024600	Yarn, synth; filament/mono of polyester, partial oriented, single, untwist/twist <=50 turn per metre, not retail, not sew thread	1 561 215	6 530 310	2 172 662	9 158 991
54024700	Yarn, synthetic; filament/mono of polyesters, single, untwist/twist <=50 turns per metre, no for retail, no sewing thread	6 436 638	23 385 910	10 953 932	41 653 021
54024800	Yarn, synthetic; filament/mono of polypropylene, single, untwist/twist <=50 turns per metre, no for retail, no sewing thread	6 400	78 721	22 280	277 011
54024900	Yarn, synthetic; filament/mono, single, untwist/twist <=50 turn per metre, nec. in heading 5402, not retail, not sew thread	2 674	17 254	14 346	90 686
54025100	Yarn, synthetic; filament/mono, of nylon/oth polyamides, single, twisted >50 turns per metre, not retail, not sewing thread	3 299	17 986	14 564	76 245
54025200	Yarn, synthetic; filament/mono, of polyesters, single, twisted >50 turns per metre, not retail, not sewing thread	108 265	473 420	233 248	957 472
54025900	Yarn, synthetic; filament/mono, single, twist >50 turn per metre, nec. in heading 5402, not for retail, not sewing thread	1 545	1 565	5 712	5 971
54026100	Yarn, synth; filament/mono, of nylon/oth polyamide (not high tenacity/texture), multiple (fold)/cable, no retail, not sew thread	182 380	921 234	1 586 582	8 151 927
54026200	Yarn, synth; filament/mono, of polyesters (not high tenacity/texture), multiple (fold)/cabled, not retail, not sew thread	82 841	451 816	424 681	2 217 152
54026300	Yarn, synth; filament/mono, of polypropylene (not high tenacity/texture), multiple (fold)/cabled, not retail, not sew thread	-	771	-	3 029
54031000	Artificial filament yarn (not sewing) high tenacity yarn of viscose rayon	-	72	-	4 373
54033190	Artificial filament yarn, oth high tenacity, single, of viscose rayon, untwist/with twist <=120 turn per metre, oth textur yarn	-	110	-	441
54033290	Artificial filament yarn, oth high tenacity, single, of viscose rayon, with twist >120 turn per metre, oth textured yarn	-	12 819	-	68 485
54034190	Artificial filament yarn, other than high tenacity, multiple (folded)/cabled, of viscose rayon, other than textured yarn	-	341	-	1 981
54034990	Artificial filament yarn, other than high tenacity, multiple (folded)/cabled, n.e.c. 5403.41 to 5403.42, oth textured yarn	987	7 720	41 814	256 477
54041900	Synthetic monofilament of >=67 decitex, dimension >1mm, width <=5mm, other than elastomeric or polypropylene	136 521	507 643	379 354	1 548 718
54049000	Synthetic filament of >=67 decitex, dimension >1mm, strip and the like width <=5mm	97 228	399 117	547 624	2 116 616
54060000	Man-made filament yarn (other than sewing thread), put up for retail sale	-	30	-	94
54071029	Woven fabrics obtained high tenacity yarn of nylon/oth polyamides/polyesters, tyre fabrics, conveyor duck, bleached	5 309	34 685	307 447	1 842 591
54071091	Woven fabrics obtained high tenacity yarn of nylon/oth polyamides/polyesters, oth tyre fabrics & conveyor duck, unbleached	31 370	66 996	278 827	552 510

Tabel 3 : Ekspor Indonesia menurut Komoditi (Kode HS 8 digit)

Mei 2019

Kode H S	Uraian golongan barang	Berat bersih (Kg)		Nilai F.O.B. (U S \$)	
		Bulan ini	Kumulatif	Bulan ini	Kumulatif
(1)	(2)	(3)	(4)	(5)	(6)
54071099	Woven fabrics obtained high tenacity yarn of nylon/oth polyamides/polyesters, oth tyre fabrics&conveyor duck, bleached	984 455	4 829 654	7 920 087	36 969 017
54072000	Woven fabrics of synt filament yarn woven fabrics obtained from strip/thelike	507 806	3 080 869	822 391	4 843 489
54073000	Woven fabrics of synt filament yarn fabrics specified in nota 9 to section XI	-	3 750	-	19 175
54074110	Woven nylon mesh fabrics of untwisted filament yarn,cont ?85% of by weight, use as reinforcing material for tarpaulins	0	1 397	4	34 246
54074190	Woven fabric cont ?85% of nylon/oth polyamide o.t mesh fabric of untwisted yarn use as reinforce material for tarpaulin	37	1 941	347	22 002
54074200	Woven fabrics of synthetic filament yarn from nylon containing >=85%, dyed	125 978	486 558	1 902 922	7 566 137
54074400	Woven fabrics of synthetic filament yarn from nylon containing >=85%, printed	487	4 005	3 332	28 412
54075100	Woven fabrics of synthetic filament yarn from polyester containing >=85%, unbleached or not	60 030	313 580	358 811	1 822 039
54075200	Woven fabrics of synthetic filament yarn from polyester containing >=85%, dyed	618 038	3 202 013	4 454 540	23 422 639
54075300	Woven fabrics of synthetic filament yarn from polyester containing >=85%, of yarn of different colours	7 392	61 680	34 195	293 184
54075400	Woven fabrics of synthetic filament yarn from polyester containing >=85%, printed	382 898	1 497 996	3 509 721	13 357 539
54076110	Woven fabrics, containing >=85% of by weight of non textured polyester filament, unbleached or bleached	279 174	1 304 431	2 051 697	9 545 419
54076190	Woven fabrics, containing >=85% of by weight of non textured polyester filament, other than unbleached or bleached	1 147 681	5 595 735	9 435 747	43 625 278
54076910	Woven fabrics containing ?85% polyester filament,containing <85 % nontexture polyester filament, unbleached or bleached	70 661	283 607	396 924	1 533 659
54076990	Woven fabrics containing ?85% polyester filament,containing <85 % nontexture polyester filament,o.t unbleached/bleached	23 835	154 066	172 217	1 111 593
54077100	Woven fabric, containing>=85% by weight of synthetic filament(excl nylon/other polyamide&polyester), unbleached/bleached	298 690	1 226 351	667 111	2 502 855
54077200	Woven fabric, containing>=85% by weight of synthetic filament(excluding nylon/other polyamide&polyester), dyed	233 085	1 218 046	1 865 260	9 772 510
54077300	Wvn fabric,contain>=85% by weight of synthetic filament(excl nylon/other polyamide&polyester), yarns of different colour	630 011	2 692 233	3 561 933	16 486 143
54077400	Woven fabric, containing>=85% by weight of synthetic filament(excluding nylon/other polyamide&polyester), printed	92 418	612 101	499 832	2 885 756
54078100	Wvn fabric,of synth filament yarn,contain<85% by weight of synth filament,mix mainly/solely with cotton,bleach/unbleach	147	36 872	495	206 572
54078200	Woven fabric,of synthetic filament yarn,contain<85% by weight of synthetic filament,mix mainly/solely with cotton, dyed	1	14 252	3	96 438
54078300	Wvn fabric,of synth filament yarn,contain<85% by weight of synth filament,mix mainly/solely w/cotton,yarn of diff colour	4 235	6 499	22 369	35 232
54078400	Wvn fabric,of synthetic filament yarn,contain<85% by weight of synthetic filament,mix mainly/solely with cotton, printed	680	2 770	15 192	27 665
54079100	Woven fabrics of synthetic filament yarn, bleached or unbleached, n.e.c. in heading no. 5407	247 560	1 326 508	1 089 934	5 076 448
54079200	Woven fabrics of synthetic filament yarn, dyed, n.e.c. in heading 5407	-	6	-	144
54079300	Woven fabrics of synthetic filament yarn, of yarns of different colours, n.e.c. in heading no. 5407	22 750	94 622	82 875	372 949
54079400	Woven fabrics of synthetic filament yarn, printed, n.e.c. in heading no. 5407	16 885	120 332	373 960	2 519 479
54081010	Woven fabrics of viscose rayon, high tenacity, artificial filament yarn, unbleached	0	0	1	1

Tabel 3 : Ekspor Indonesia menurut Komoditi (Kode HS 8 digit)

Mei 2019

Kode H S	Uraian golongan barang	Berat bersih (Kg)		Nilai F.O.B. (U S \$)	
		Bulan ini	Kumulatif	Bulan ini	Kumulatif
(1)	(2)	(3)	(4)	(5)	(6)
54081090	Woven fabrics of viscose rayon, high tenacity, artificial filament yarn, other than unbleached	85 072	481 072	670 890	3 673 914
54082100	Woven fabric of artificial filament yarn, contain>=85% by weight of artificial filament, strip/the like,bleach/unbleach	-	11 471	-	70 670
54082200	Woven fabrics of artificial filament yarn, containing >=85% by weight of artificial filament, strip or the like, dyed	8 073	10 821	141 798	188 192
54082300	Woven fabrics containing 85% or more by weight of artificial filament, strip or the like, of yarns of different colours	-	11 313	-	40 260
54082400	Woven fabrics of artificial filament yarn, containing >=85% by weight of artificial filament, strip or the like, printed	25 429	46 065	186 016	428 635
54083100	Woven fabrics; of artificial filament yarn, of artificial monofilament, strip and the like, unbleached or bleached	1 178	3 806	5 145	10 520
54083200	Woven fabrics; of artificial filament yarn, of artificial monofilament, strip and the like, dyed	-	1 703	-	2 194
54083300	Woven fabrics of artificial filament yarn, of artificial monofilament, strip and the like, of yarns of different colours	-	1 270	-	9 896
55011000	Fibres; synthetic filament tow, of nylon or other polyamides	205	661	1 210	3 386
55012000	Fibres; synthetic filament tow, of polyesters	1 417	9 972	97 563	503 249
55013000	Fibres; synthetic filament tow, acrylic or modacrylic	0	0	2	2
55021000	Fibres; artificial filament tow of cellulose acetate	-	2 254	-	11 338
55029000	Fibres; artificial filament tow, other than cellulose acetate	-	260 288	-	1 141 354
55032000	Synthetic staple fibres, of polyesters, not carded, combed or otherwise processed for spinning	29 702 599	112 156 218	34 109 303	129 769 416
55039090	Synthetic staple fibres, not carded, combed or otherwise processed for spinning, other than of polyvinyl alcohol	480 620	2 291 005	750 650	3 300 260
55041000	Artificial staple fibres, of viscose, not carded, combed or otherwise processed for spinning	27 073 063	132 174 598	43 944 614	202 178 631
55049000	Artificial staple fibres, other than of viscose, not carded, combed or otherwise processed for spinning	139	465	10 108	24 919
55051000	Fibres; waste (including noils, yarn waste and garnetted stock), of synthetic fibres	321 300	2 259 047	295 337	2 294 339
55052000	Fibres; waste (including noils, yarn waste and garnetted stock), of artificial fibres	45 900	413 516	40 363	378 992
55061000	Fibres; synthetic staple fibres, of nylon or other polyamides, carded, combed or otherwise processed for spinning	375	1 166	19 505	42 573
55062000	Fibres; synthetic staple fibres, of polyesters, carded, combed or otherwise processed for spinning	40	139	277	2 281
55064000	Fibres; synthetic staple fibres, of polypropylene, carded, combed or otherwise processed for spinning	0	0	0	0
55069000	Fibres; synthetic staple fibres, n.e.c. in heading no. 5506, carded, combed or otherwise processed for spinning	9 788	29 687	6 025	19 270
55081010	Sewing thread; of synthetic staple fibres, put up for retail sale	51 850	244 262	140 709	709 664
55081090	Sewing thread; of synthetic staple fibres, not put up for retail sale	199 959	983 161	891 264	4 547 451
55082090	Sewing thread; of artificial staple fibres, not put up for retail sale	66	67	417	418
55091100	Single yarn containing >=85 % by weight of staple fibres of nylon/other polyamides, not put up for retail sale	-	25 009	-	71 397
55091200	Multiple(fold)/cabled yarn contain>=85 % by weight of staple fibre of nylon/other polyamide, not put up for retail sale	-	61 986	-	197 256
55092100	Single yarn containing 85 % or more by weight of polyester staple fibres, not put up for retail sale	14 342 953	71 096 740	28 028 722	137 346 830
55092200	Multiple(folded) or cabled yarn containing 85 % or more by weight of polyester staple fibres, not put up for retail sale	2 659 164	12 164 537	6 807 879	31 023 980
55093100	Single yarn containing 85 % or more by weight of acrylic or modacrylic staple fibres, not put up for retail sale	397 182	2 115 988	1 730 529	8 537 290
55093200	Multiple (folded)/cabled yarn contain >=85% by weight of acrylic or modacrylic staple fibres, not put up for retail sale	3 397 506	14 754 915	10 937 612	47 688 003
55094100	Single yarn, cont. 85% or more by weight of synthetic staple fibres, not put up for retail sale	33 419	329 200	242 296	941 902
55094200	Multiple/folded or cabled yarn, cont. 85% or more by weight of synthetic staple fibres, not put up for retail sale	39 797	123 606	171 970	514 837
55095100	Yarn; of polyester staple fibres, mixed mainly or solely with artificial staple fibres, not put up for retail sale	6 722 715	34 305 116	14 860 766	76 287 904
55095290	Yarn of polyester staple fibre, mix mainly/solely with wool/fine animal hair, not for retail sale, other single yarn	-	509	-	989

Tabel 3 : Ekspor Indonesia menurut Komoditi (Kode HS 8 digit)

Mei 2019

Kode H S	Uraian golongan barang	Berat bersih (Kg)		Nilai F.O.B. (U S \$)	
		Bulan ini	Kumulatif	Bulan ini	Kumulatif
(1)	(2)	(3)	(4)	(5)	(6)
55095300	Yarn; of polyester staple fibres, mixed mainly or solely with cotton, not put up for retail sale	4 454 554	20 537 066	10 822 836	49 297 887
55095900	Yarn; of polyester staple fibres, mixed mainly/solely with fibres n.e.c. in item no. 5509.5, not put up for retail sale	83 765	397 526	114 208	552 756
55096100	Yarn; of acrylic/modacrylic staple fibres, mixed mainly/solely with wool/fine animal hair, not put up for retail sale	69 345	238 840	719 224	2 252 002
55096200	Yarn; of acrylic/modacrylic staple fibres,mixed mainly/solely with cotton,not put up for retail sale	3 748	40 669	22 047	225 270
55096900	Yarn; of acrylic/modacrylic staple fibres, mixed mainly/solely with fibres n.e.c. in item no.5509.6, not for retail sale	566 429	1 950 573	2 773 779	9 828 787
55099200	Yarn; of synthetic staple fibres, mixed mainly or solely with cotton, not put up for retail sale	-	19 665	-	47 493
55099900	Yarn; synthetic staple fibres, mixed mainly/solely with fibres (oth wool, fine animal hair/cotton) not for retail sale	24 676	94 075	26 569	100 621
55101100	Single yarn, containing >=85% by weight of artificial staple fibres, not put up for retail sale	13 927 098	73 097 728	35 580 611	188 321 094
55101200	Multiple (folded) or cabled yarn, containing >=85% by weight of artificial staple fibres, not put up for retail sale	753 391	3 885 959	2 281 239	11 698 876
55102000	Yarn(not sewing thread), of artificial staple fibre, mixed mainly/solely with wool/fine animal hair, not for retail sale	-	4	-	15
55103000	Yarn; (not sewing thread), of artificial staple fibres, mixed mainly or solely with cotton, not put up for retail sale	39 394	474 919	110 583	1 566 214
55109000	Yarn (other than sewing thread) of artificial staple fibres, not put up for retail sale, other yarn	536 516	2 998 161	1 315 714	7 851 739
55111010	Yarn(not sew thread),synthetic staple fibre,cont>=85%by weight such fibre,knitting yarn,crochet thread&embroidery thread	-	160	-	8 325
55112010	Yarn(not sew thread),synthetic staple fibre,cont<85%by weight such fibre,knitting yarn,crochet thread&embroidery thread	23 769	180 965	33 590	258 969
55112090	Synthetic staple fibres,containing< 85 % by weight of such fibres,oth thn knitting yarn,crochet thread&embroidery thread	-	2	-	3
55113000	Yarn; (not sewing thread), of artificial staple fibres, put up for retail sale	1	154	0	4 389
55121100	Woven fabrics; of synthetic staple fibres, containing >=85% by weight of polyester staple fibres, unbleached or bleached	369 409	1 511 241	1 250 972	5 227 936
55121900	Woven fabrics; of synthetic staple fibres, containing>=85% by weight of polyester staple fibres, oth unbleached/bleached	23 766	74 103	45 702	212 790
55122100	Woven fabrics;of synthetic staple fibres, contain>=85% by weight of acrylic/modacrylic staple fibres,unbleached/bleached	128	4 246	1 231	49 549
55122900	Woven fabrics;of synthetic staple fibre,contain>=85%by weight of acrylic/modacrylic staple fibre,oth unbleached/bleached	10 207	24 064	56 790	146 202
55129900	Woven fabric;synth staple fibres,contain>=85%by weight oth polyester,akrilik/modakrilik saples fibre,oth unbleach/bleach	213	5 473	4 600	32 076
55131100	Wvn fabric;plain weave,polyest staple fibre,cont<85% by weight fibre,mix mainly/solely cotton,w<=170g/m2,unbleach/bleach	825 334	4 523 109	3 847 140	22 011 612
55131200	Woven fabric;plain weave,polyester staple fibre,unbleach/bleach, 3or4-thread twill,incl cross twill,polyest staple fibre	160 327	888 590	969 700	5 111 779
55131300	Woven fabric;polyester staple fibre,contain<85% by weight fibre,mix mainly/solely with cotton,w<=170g/m2,unbleach/bleach	21 711	131 625	150 701	853 159
55131900	Wvn fabric;cont<85% by weight synth staple fibre(oth polyester),mix mainly/solely with cotton,w<=170g/m2,unbleach/bleach	4	9 938	2	20 833
55132100	Woven fabric;plain weave,dyed,contain<85% by weight of polyester staple fibre,mixed mainly/solely with cotton,w<=170g/m2	110 228	748 344	830 382	5 157 098
55132300	Woven fabric; dyed, contain<85% by weight of polyester staple fibres, mixed mainly/solely with cotton, <=170g/m2	7 653	43 697	55 818	353 641

Tabel 3 : Ekspor Indonesia menurut Komoditi (Kode HS 8 digit)

Mei 2019

Kode H S	Uraian golongan barang	Berat bersih (Kg)		Nilai F.O.B. (U S \$)	
		Bulan ini	Kumulatif	Bulan ini	Kumulatif
(1)	(2)	(3)	(4)	(5)	(6)
55132900	Woven fabric;dyed,contain<85% by weight of synthetic staple fibres(oth polyester),mix mainly/solely w cotton,<=170g/m2	1 706	63 472	11 793	399 778
55133100	Woven fabric;plain weave,diff colour,contain<85% by weight polyester staple fibre,mix mainly/solely w cotton,<=170g/m2	2 911	6 652	45 898	103 528
55133900	Wvn fabric;yarn of diff colour,cont<85% of synth staple fibre(oth polyest,plain weave),mix mainly/solely cott,w<=170g/m2	1 875	5 922	21 348	43 674
55134900	Woven fabric;print,contain<85% by weight synth staple fibre(oth polyest,plain weave),mix mainly/solely cotton,w<=170g/m2	4 104	12 119	47 346	59 748
55141100	Woven fabric;plain weave,unbleach/bleach,contain<85% by weight polyest staple fibre,mix mainly/solely cotton,w<=170g/m2	220 865	1 047 374	755 885	3 537 185
55141200	Wvn fabric;3or4-thread twill,incl cross twill,bleach/not,cont<85%of poly staple fibre,mix mainly/solely cot,w>170g/m2	286 744	1 858 760	1 488 338	9 067 534
55141900	Woven fabric;bleached/not, cont<85% of synthetic staple fibres ot polyester, mixed mainly/solely with cotton, >170g/m2	11 317	29 897	45 031	126 387
55142100	Woven fabric;plain weave,dyed,contain<85% by weight of polyester staple fibre,mixed mainly/solely with cotton,<170g/m2	10 188	22 025	91 089	204 577
55142200	Wvn fabric;3-/4-thread twill,incl cross twill,dyed,contain<85% polyester staple fibre,mix mainly/solely w cott,>=170g/m2	61 987	365 800	478 057	2 711 600
55142300	Woven fabric;dyed,contain<85% by weight polyester staple fibre,mix mainly/solely w cotton,>170g/m2,n.e.c in head no 5514	-	2 425	-	28 037
55142900	Woven fabric;dyed,contain<85% by weight of synthetic staple fibres(oth polyester),mix mainly/solely w cotton,>170g/m2	-	10 391	-	42 912
55144200	Wvn fabric;3or4-thread twill,incl cross twill,printed,cont<85% polyester staple fibre,mix mainly/solely w cott,>170g/m2	1	1	8	8
55144900	Fabrics,woven;printed,contain<85% by weight of synthetic staple fibre(oth polyester),mix mainly/solely w cotton,>170g/m2	-	3 826	-	1 816
55151100	Fabrics, woven, mixed mainly or solely with viscose rayon staple fibres of polyester staple fibres	521 802	2 213 436	2 866 579	12 107 564
55151200	Fabric, woven, mixed mainly or solely with manmade filaments of polyester staple fibres	412 398	2 562 769	1 462 317	9 995 340
55151300	Fabric, woven, mixed mainly or solely with wool or fine animal hair of polyester staple fibres	41	3 582	975	88 268
55151900	Fabrics, woven; of polyester staple fibres nec in chapter 55, mixed mainly or solely with fibres nec in item no. 5515.1	4 247	62 703	40 901	950 108
55152100	Fabric, woven, mixed mainly or solely with manmade filaments of acrylic or modacrylic staple fibres	33 023	33 569	283 257	283 898
55152900	Fabrics,woven;of acrylic/modacrylic staple fibre nec in chapter 55, mixed mainly/solely with fibre nec in item no.5515.2	-	0	-	1
55159100	Fabrics, woven; of synthetic staple fibres n.e.c. in chapter 55, mixed mainly or solely with man-made filaments	33	1 099	72	1 342
55159910	Fabrics, woven; of synthetic staple fibres n.e.c. in chapter 55, mixed mainly or solely with wool or fine animal hair	-	1	-	4
55159990	Fabrics, woven; of synthetic staple fibres n.e.c. in chapter 55, other than 5515.99.10	279	867	6 374	18 529
55161100	Fabrics, woven; unbleached or bleached, containing 85% or more by weight of artificial staple fibres	907 231	3 826 247	3 631 318	15 716 422
55161200	Fabrics, woven; dyed, containing 85% or more by weight of artificial staple fibres	2 454	36 667	14 909	179 971
55161300	Fabrics, woven; of yarns of different colours, containing 85% or more by weight of artificial staple fibres	1 450	5 651	12 977	55 769
55161400	Fabrics, woven; printed, containing 85% or more by weight of artificial staple fibres	41 340	61 306	289 634	445 804

Tabel 3 : Ekspor Indonesia menurut Komoditi (Kode HS 8 digit)

Mei 2019

Kode H S	Uraian golongan barang	Berat bersih (Kg)		Nilai F.O.B. (U S \$)	
		Bulan ini	Kumulatif	Bulan ini	Kumulatif
(1)	(2)	(3)	(4)	(5)	(6)
55162100	Fabrics,woven,unbleached/bleached,contain < 85% by weight artificial staple fibres,mix mainly/solely w/manmade filaments	49 078	236 789	231 994	1 074 925
55162200	Fabrics, woven; dyed, containing <85% by weight of artificial staple fibres, mixed mainly/solely with man-made filaments	112	9 116	337	55 365
55162300	Fabrics, wvn; of yarns of different colour,cont<85% of artificial staple fibre, mix mainly/solely with man-made filament	1 757	78 040	11 306	454 510
55162400	Fabrics, woven; printed, containing <85% of artificial staple fibres, mixed mainly or solely with man-made filaments	-	1 108	-	7 587
55163100	Fabrics, woven; unbleached/bleached, cont<85% of artificial staple fibres,mix mainly/solely with wool/fine animal hair	-	36	-	324
55164100	Fabrics, woven; unbleached/bleached, containing <85% of artificial staple fibres, mixed mainly or solely with cotton	-	13 941	-	214 291
55164300	Fabrics, woven; of yarns of different colours, cont<85% of artificial staple fibres, mixed mainly/solely with cotton	441	6 832	2 885	59 842
55169100	Fabrics, woven; unbleached or bleached, of artificial staple fibres, n.e.c. in heading no. 5516	24 792	101 002	118 753	482 604
55169200	Fabrics, woven; dyed, of artificial staple fibres, n.e.c. in heading no. 5516	-	2 885	-	48 121
55169400	Fabrics, woven; printed, of artificial staple fibres, n.e.c. in heading no. 5516	17	17	419	419
56012100	Wadding, otheráarticlesáthereof, of cotton	9 576	41 624	53 329	166 597
56012210	Wadding of textile materials and articles thereof ,of manmade fibres, wrapped cigarette tow	133 180	235 307	705 717	1 217 618
56012290	Wadding of textile materials and articles thereof ,of manmade fibres,oth thn wrapped cigarette tow	267 952	1 422 418	2 950 322	15 544 077
56012900	Wadding, otheráarticlesáthereof, other than of cotton or man-made fibres	-	6 551	-	39 000
56013010	Wadding, textile flock and dust and mill neps, polyamide fibre flock	81 900	81 900	121 689	121 689
56013020	Wadding, textile flock and dust and mill neps, polypropylene fibre flock	-	0	-	0
56013090	Wadding, textile flock and dust and mill neps, others then of Polyamide fibre flock, others than Polyamide fibre flock	-	0	-	1
56021000	Needleloom felt and stitch-bonded fibre fabrics, impregnated, coated,ácoveredáor laminated	77 228	338 422	289 324	1 397 337
56022100	Felt of wool or fine animal hair, not impregnated, coated, covered nor laminated	-	2	-	2
56022900	Felt of textile materials other than of wool or fine animal hair, not impregnated, coated, covered nor laminated	0	0	11	11
56029000	Felt, impregnated, coated,ácoveredáor laminated (excluding needleloom felt and stitch-bonded fibre fabrics)	19 217	146 391	33 601	226 886
56031100	Nonwovens, won impregnated, coated,ácoveredáor laminated, of man-made filaments, (weighing not more than 25g/m2)	868 299	4 340 790	1 998 424	10 391 028
56031200	Nonwovens, won impregnated,coated,covered/laminated,of man-made filaments,(weighing > 25g/m2 but not < 70g/m2)	810 038	3 872 359	2 531 157	12 824 251
56031300	Nonwovens, won impregnated,coated,covered/laminated, of man-made filaments, (weighing >70g/m2 but not < 150g/m2)	176 906	770 754	508 117	2 266 015
56031400	Nonwovens, whether or not impregnated, coated,ácoveredáor laminated, of man-made filaments, (weighing more than 150g/m2)	16 818	61 877	43 949	182 390
56039100	Nonwovens, won impregnated,coated,covered/laminated, not of man-made filaments, (weighing not more than 25g/m2)	142 857	622 596	551 270	2 346 516
56039200	Nonwovens, won impregnated, coated, covered/laminated, not of man-made filaments, (weighing > 25g/m2 but < 70g/m2)	517 666	2 056 507	1 590 332	6 365 803
56039300	Nonwovens, won impregnated, coated, covered or laminated, not of man-made filaments, (weighing > 70g/m2 but < 150g/m2)	2 386	4 567	9 545	21 590
56039400	Nonwovens, won impregnated, coated, covered or laminated, not of man-made filaments, (weighing more than 150g/m2)	120 579	557 813	561 689	2 538 366
56041000	Rubber thread and cord, textile covered	1 293	2 012	7 857	11 660

Tabel 3 : Ekspor Indonesia menurut Komoditi (Kode HS 8 digit)

Mei 2019

Kode H S	Uraian golongan barang	Berat bersih (Kg)		Nilai F.O.B. (U S \$)	
		Bulan ini	Kumulatif	Bulan ini	Kumulatif
(1)	(2)	(3)	(4)	(5)	(6)
56049020	Rubber impregnated textile thread yarn other than rubber thread and cord, textile covered	-	15	-	309
56049030	High tenacity yarn of polyesters, of nylon/oth polyamides/of viscose rayon oth thn rubber thread&cord, textile covered	1 513	19 734	9 308	234 037
56049090	Rubber thread&cord, textile covered, textile yarn&strip&the like of heading 54.04/54.05 other than 5604.10.00- 5604.10.30	5 711	12 719	39 734	116 884
56050000	Metallised yarn, whether/not gimped, being textl yarn/strip like head 5404/5405, combine w/metal in the form	12 775	48 868	142 200	534 816
56060000	Yarn&strip&like head 5404/5405, gimped(oth head 5605&horsehair yarn); chenille yarn(inc flock chenille yarn); loop waleyarn	4 416	19 372	22 080	108 070
56072100	Twine,ábinderáor baler twine, of sisal or other textile fibres of the genus agave	-	187	-	2 081
56072900	Twine/cordage/rope/cable; sisal/oth textile fibre genus agave, won plait, braid/rubber/plastic impregnate, coat, cover/sheath	40 124	222 950	111 823	601 544
56074100	Twine,ábinderáor baler twine, of polyethylene or polypropylene	1 240	1 982	7 417	22 835
56074900	Twine, cordage, rope, cable; poly-ethylene/propylene(ex binder/baler twine), won plait, braid/rubber/plastic impregnate, coat	14 413	44 441	66 667	127 511
56075010	V-belt cord, man-made fibre w/resorcinol formaldehyde; polyamide/tetrafluoro-ethylene yarn>10,000decitex, seal pump, valve	11 869	77 805	121 776	773 370
56075090	Twine, cordage, rope&cable of synthetic fibre, won plaited/braided/impregnate, cover/sheath w/rubber/plastic, o.t HS 56075010	5 612	11 705	42 532	120 089
56079010	Twine, cordage, ropes, cables, oth head no. 5607, won plaited, braided/impregnated w/rubber/plastics, of artificial fibres	-	12	-	11
56079021	Twine, cordage, ropes, cables, of Abaca (Manila hemp or Musa textilis Nee)	807	6 257	1 348	35 097
56079022	Twine, cordage, ropes, cables, of other hard (leaf) fibres	1 740	2 568	2 774	5 331
56079090	Twine, cordage, ropes, cables, other than of jute/oth textile bast fibres of head 53.03	343 149	631 641	368 570	965 220
56081100	Twine, cordage or rope; fishing nets, made up, of man made textile materials	167 461	846 133	1 290 441	6 492 634
56081920	Twine, cordage or rope, knotted netting, for other than fishing, of man-made textile materials, Net bags	3	34 207	0	116 546
56081990	Twine, cordage or rope, knotted netting, for other than fishing, of man-made textile materials, other than net bags	33 259	114 928	102 996	368 367
56089010	Twine, cordage or rope, knotted netting, for other than fishing, other than man-made textile materials, Net bags	-	150	-	2 130
56089090	Twine, cordage or rope, knotted netting, for other than fishing, oth than man-made textile materials, oth than net bags	154	5 729	1 697	5 544
56090000	Yarn; articles of yarn, strip or the like of heading no. 5404 and 5405, twine, cordage, rope or cables nec or included	110 397	570 650	324 733	1 572 141
57011010	Prayer rugs made of wool or fine animal hair, knotted, whether or not made up	336	860	1 159	3 958
57011090	Carpets&other textile floor covering, knotted, whether or not made up, of wool/fine animal hair, other than prayer rugs	422	15 085	18 973	88 362
57019011	Prayer rugs made of cotton, knotted, whether or not made up	127	2 924	610	3 142
57019019	Carpets and other textile floor covering, knotted, whether or not made up, of cotton, other than prayer rugs	204	2 261	345	10 641
57019091	Prayer rugs, knotted, whether or not made up, other than of wool or fine animal hair, cotton & jute fibres	1	59	10	862
57019099	Carpet&oth textile floor covering, knotted, won made up, o.t of wool/fine animal hair/cotton/jute fibre, o.t prayer rugs	27 598	29 725	71 569	88 934
57021000	Carpets and other textile floor coverings, Kelem, Schumacks, Karamanie and similar handwoven rugs	-	14 377	-	36 477
57022000	Carpets, floor coverings of coconut fibres (coir), woven	10 575	64 149	20 410	115 268
57023100	Carpets/oth textile floor coverings; woven/not tufted/flocked, of pile construction, not made up of wool/fine animal hair	-	5	-	128

Tabel 3 : Ekspor Indonesia menurut Komoditi (Kode HS 8 digit)

Mei 2019

Kode H S	Uraian golongan barang	Berat bersih (Kg)		Nilai F.O.B. (U S \$)	
		Bulan ini	Kumulatif	Bulan ini	Kumulatif
(1)	(2)	(3)	(4)	(5)	(6)
57023200	Carpets/oth textile floor covering; woven/not tuft/flocked,of pile construction,not made up of man-made textile material	-	125	-	25
57023910	Carpets/oth textile floor covering; woven/not tuft/flocked,of pile construction,not made up of cotton	-	391	-	1 767
57023990	Carpet/oth textile floor covering; woven/not tufted/flock,of pile construction,not made up,o.t HS 5702.31.00-5702.39.20	24 025	25 271	42 472	46 658
57024110	Prayer rugs of pile construction, woven/not tufted/flocked, made up of wool or fine animal hair	5	18	14	92
57024290	Carpets&other textile floor coverings of pile construction,woven,made up of man-made textile material,o.t prayer rugs	479 664	3 386 279	1 114 996	8 063 022
57024999	Carpet&textile floor cover,pile construct,woven,made up of o.t wool&fine animal hair/man-made/cotton/jute,o.t prayer rug	18	4 509	7 102	47 011
57025010	Carpets and other textile floor coverings, woven/not tufted/flocked,not of pile construction, not made up of cotton	150	609	317	1 450
57029290	Carpet&oth textile floor coverings,woven,of man-made textile materials ,not of pile construction,made up, o.t prayer rug	39	174	339	1 270
57029911	Prayer rugs, woven/not tufted/flocked, made of cotton, not of pile construction, made up	1 802	1 879	10 259	10 321
57029920	Carpets & other textile floor coverings,of jute fibres ,not of pile construction,made up	999	3 039	6 494	20 448
57031010	Floor mats of a kind used for motor vehicles of heading 87.02, 87.03 or 87.04 of wool or fine animal hair, tufted	-	8	-	451
57031030	Flooring carpets of a kind used for motor vehicles of headings 87.02, 87.03 or 87.04 of wool or fine animal hair, tufted	965	1 362	163	2 011
57031090	Carpets and oth textile floor coverings, tufted,won made up, from wool or fine animal hair other than HS 5703.10.10-30	68	630	17	601
57032010	Prayer rugs from nylon or other polyamides, tufted	-	3 223	-	18 178
57032090	Carpets and oth textile floor coverings, tufted, won made up of nylon or other polyamides other than prayer rugs	189 163	617 626	752 174	2 829 322
57033010	Prayer rugs from other man-made textile materials, tufted	-	123 950	-	412 266
57033090	Carpets and other textile floor coverings, tufted, won made up, not prayer rugs of other man-made textile materials	560 853	2 445 005	1 309 512	6 182 236
57039019	Carpets and other textile floor coverings, tufted, whether or not made up, of cotton, other than prayer rugs	7 920	38 055	14 287	35 402
57039029	Carpets and other textile floor coverings, tufted, whether or not made up, of jute fibres, o.t HS 5703.90.21-5703.90.22	-	114	-	1 262
57039091	Floor mats of a kind used for motor vehicles of heading 87.02, 87.03 or 87.04,not made of cotton or jute fibres,tufted	-	5 889	-	42 072
57039093	Flooring carpets,used for motor vehicles of headings 87.02, 87.03 or 87.04 are not made of cott or jute fibres, tufted	-	4	-	1 500
57039099	Carpets&other textile floor coverings,tufted,won made up, not of cotton&jute fibres,o.t HS 5703.90.91-5703.90.93	277	27 674	724	39 041
57049000	Tiles, having a minimum surface area exceeding 1 m2, of felt, not tufted or flocked, whether or not made up	33 001	129 081	93 845	400 588
57050011	Prayer rugs from cotton, other than heading 5701-5704	6 579	27 510	62 530	245 404
57050019	Carpets and other textile floor coverings, other than heading 5701-5704,whether or not made up, of cotton,o.t prayer rug	9 796	103 362	8 696	127 940
57050021	Nonwoven floor coverings, o.t heading 5701-5704, used for motor vehicles of heading 87.02, 87.03 or 87.04,of jute fibres	-	3 634	-	30 269
57050029	Carpets and other textile floor coverings, other than heading 5701-5704, of jute fibres, other than HS 5705.00.21	5 262	22 675	28 064	123 080
57050091	Prayer rugs, other than heading 5701-5704, other than of cotton or jute fibres	-	378	-	3 786
57050092	Nonwoven floor coverings, other than heading 5701-5704, used for motor vehicles of heading 8702, 8703 or 8704	129 539	546 388	893 972	3 958 903
57050099	Carpet&other textile floor coverings, o.t heading 5701-5704, o.t of cotton&jute fibres, o.t HS 5705.00.91-5705.00.92	33 188	179 647	309 822	1 626 622
58011010	Woven pile fabrics&chenille fabrics, o.t heading 58.02/58.06,of wool/fine animal hair, impregnated,coat,cover/laminated	-	915	-	12 249

Tabel 3 : Ekspor Indonesia menurut Komoditi (Kode HS 8 digit)

Mei 2019

Kode H S	Uraian golongan barang	Berat bersih (Kg)		Nilai F.O.B. (U S \$)	
		Bulan ini	Kumulatif	Bulan ini	Kumulatif
(1)	(2)	(3)	(4)	(5)	(6)
58012190	Uncut weft pile fabrics,woven, other than heading 58.02/58.06,of cotton,other than impregnated,coated,covered/laminated	-	1 664	-	1 970
58012290	Woven pile fabrics, o.t heading 58.02/58.06,cut corduroy,o.t impregnated, coated,covered/laminated, of cotton	-	292	-	355
58012790	Warp pile fabrics,woven, other than fabrics of heading 58.02/58.06,of cotton, o.t impregnated, coated,covered/laminated	-	192	-	3 972
58013390	Cut weft pile fabrics,woven, o.t heading 58.02/58.06, of man-made fibres, o.t impregnated, coated,covered/laminated	9	9	39	39
58013610	Chenille fabrics, other than fabrics of heading 58.02/58.06,of man-made fibres, impregnated, coated, covered/laminated	7 702	7 702	42 816	42 816
58013690	Chenille fabrics, o.t fabrics of heading 58.02/58.06, of man-made fibres, o.t impregnated, coated, covered/laminated	-	4 727	-	31 353
58013710	Warp pile fabrics,woven, o.t fabrics of heading 58.02 or 58.06,of man-made fibres,impregnated, coated, covered/laminated	8 201	29 324	196 424	622 443
58019099	Woven pile&chenille fabrics,o.t head 58.02/58.06,o.t impregnate,coat,cover,o.t of animal hair/cotton/man-made fibre/silk	201	2 879	83	1 333
58021100	Terry towelling and similar woven terry fabrics,other than narrow fabrics of heading 58.06, of cotton, unbleached	9	9	40	40
58021900	Terry towelling and similar woven terry fabrics, other than narrow fabrics of heading 58.06 of cotton, bleached	681	5 193	14 540	65 516
58022010	Terry towelling and similar woven terry fabrics, other than narrow fabrics of heading 58.06, of wool or fine animal hair	-	600	-	7 100
58023020	Tufted textile fabrics woven,other than products of heading 57.03, made of cotton or man-made fibres	-	155	-	1 611
58023090	Tufted textile fabrics, other than heading 57.03, other than HS 5802.30.10-5802.30.30	-	449	-	3 843
58030010	Gauze, other than narrow fabrics of heading 58.06, made of cotton	-	6 285	-	4 575
58030090	Gauze, other than narrow fabrics of heading 58.06, other than made of cotton, man-made fibres, wool or fine animal hair	34 369	162 694	99 705	465 506
58041011	Tulles&other net fabrics, not including woven, knitted/crocheted fabrics, of silk,impregnated, coated, covered/laminated	3	3	6	6
58041019	Tulles&other net fabrics, not including woven,knitted/crocheted fabrics,of silk,o.t impregnated,coated,covered/laminated	336	2 460	4 271	34 233
58041021	Tulles&other net fabrics, not including woven, knitted/crocheted fabrics, of cotton,impregnated,coated,covered/laminated	-	2	-	1
58041029	Tulles&other net fabrics,not including woven,knitted/crocheted fabrics,of cotton,o.t impregnated,coated,cover/laminated	-	55	-	397
58041091	Tulles&other net fabrics, not including woven,knitted/crocheted fabrics, o.t of cotton/silk,impregnated,coated,covered	-	108	-	1 168
58041099	Tulles&other net fabrics,not including woven,knitted/crocheted fabrics,o.t of cotton/silk,o.t impregnated,coated,covered	19 973	65 325	121 197	479 508
58042110	Mechanically made lace,o.t fabrics of headings 60.02-60.06, of man-made fibres, impregnated, coated, covered/laminated	-	29	-	431
58042190	Mechanically made lace,o.t fabrics of headings 60.02-60.06,of man-made fibres,o.t impregnated, coated, covered/laminated	77 650	276 712	866 185	3 010 024
58042910	Mechanically made lace, o.t fabrics of headings 60.02- 60.06, o.t man-made fibres, impregnated,coated, covered/laminated	9 150	9 150	32 671	32 671
58042990	Mechanically made lace,o.t fabrics of heading 60.02- 60.06, o.t man-made fibres,o.t impregnated,coated,covered/laminated	330	964	24 795	27 339
58043000	Hand-made lace, in the piece, in strips or motifs, other than fabrics of headings 60.02 to 60.06	2 897	5 537	22 206	51 224

Tabel 3 : Ekspor Indonesia menurut Komoditi (Kode HS 8 digit)

Mei 2019

Kode H S	Uraian golongan barang	Berat bersih (Kg)		Nilai F.O.B. (U S \$)	
		Bulan ini	Kumulatif	Bulan ini	Kumulatif
(1)	(2)	(3)	(4)	(5)	(6)
58061090	Woven pile fabrics (incl. terry towelling & similar terry fabrics)&chenille fabrics,o.t heading 58.07,o.t of silk/cotton	87 343	342 816	694 124	2 180 672
58062010	Sports tape of a kind used to wrap sports equipment grips, containing by weight >= 5% of elastomeric yarn/rubber thread	25 636	67 262	992 860	2 691 826
58062090	Narrow woven fabrics o.t heading 58.07, containing by weight ?5% of elastomeric yarn/rubber thread, o.t HS 5806.20.10	65 336	316 759	1 012 849	4 598 712
58063110	Narrow woven fabrics of cotton,o.t heading 58.07,suit for manufacture of inked ribbons for typewriters/similar machines	-	1	-	2
58063130	Narrow woven fabric, o.t heading 58.07,ribbons used for making slide fasteners&of a width ? 12 mm made of cotton	-	1	-	1
58063190	Narrow woven fabrics of cotton, o.t heading 58.07, other than HS 5806.31.10-5806.31.30	385	552	5 147	7 678
58063210	Narrow woven fabric, o.t heading 58.07,of man-made fibre,for manufac inked ribbon for typewriter;safety seat belt fabric	185	367	2 832	11 376
58063250	Narrow woven fabric of man-made fibrec, other than heading 58.07,ribbon used for making slide fasteners & width ? 12 mm	-	11	-	79
58063290	Narrow woven fabrics of man-made fibres, other than heading 58.07, other than HS 5806.32.10-5806.32.50	19 920	96 458	175 518	811 826
58063999	Narrow woven fabric other than of cotton/manmade fibre/silk,other than heading 58.07,other than HS 5806.39.91-5806.39.93	56 396	275 558	270 412	1 320 529
58064000	Fabrics consisting of warp without weft assembled by means of an adhesive (bolducs),other than heading 58.07	-	16	-	2 076
58071000	Labels,badges&similar articles of textile materials,in the piece,in strips or cut to shape or size,not embroidered,woven	765	6 163	65 102	289 605
58079010	Labels,badges & similar articles of textile materials,in the piece,in strips/cut to shape/size,not embroidered,non woven	1 926	19 620	53 255	571 849
58079090	Label,badge&similar articles ,in piece,in strips/cut to shape/size,not embroidered,other than woven & nonwoven fabrics	609	3 350	10 965	105 867
58081010	Braids in the piece, combined with rubber thread	10	50	171	800
58081090	Braids in the piece, other than combined with rubber thread	0	678	5	1 172
58089010	Ornamental trimming in the piece, w/o embroidery,o.t knitted/crocheted;tassels,pompons&similar,combined w/ rubber thread	2	114	14	13 839
58089090	Ornamental trimming in piece,w/o embroidery,o.t knitted/crocheted;tassels,pompons&similar,o.t combined w/ rubber thread	284	784	97 370	105 696
58090000	Woven fabrics of metal thread&of metallised yarn heading 56.05,used in apparel,as furnishing fabrics/similar purpose,nes	-	805	-	1 057
58101000	Embroidery without visible ground, in the piece, in strips or in motifs	939	4 476	29 581	148 620
58109100	Embroidery; with visible ground, of cotton, in the piece, in strips or in motifs	10 564	64 046	105 710	930 264
58109200	Embroidery; with visible ground, of man-made fibres, in the piece, in strips or in motifs	24 032	55 503	225 914	772 023
58109900	Embroidery; with visible ground, other than cotton&man-made fibres, in the piece, in strips/in motifs	11 263	85 559	129 696	1 202 201
58110090	Quilt textile in piece,?1 layer of textile assemble w/padding by stitch,o.t embroidery head 58.10, o.t wool/fine/coarse	2	48 770	14	135 896
59011000	Textile fabrics coated with gum or amylaceous substances, of a kind used for the outer covers of books or the like	11 231	61 088	49 382	259 452
59019020	Prepared painting canvas	957	6 467	7 520	41 619
59019090	Buckram and similar stiffened textile fabrics of a kind used for hat foundations.	1 737	7 147	26 179	77 252
59021019	Tyre cord fabric or high tenacity yarn of nylon/other polyamides,of chafer fabric,rubberised, other than of nylon-6 yarn	-	3 981	-	38 257

Tabel 3 : Ekspor Indonesia menurut Komoditi (Kode HS 8 digit)

Mei 2019

Kode H S	Uraian golongan barang	Berat bersih (Kg)		Nilai F.O.B. (U S \$)	
		Bulan ini	Kumulatif	Bulan ini	Kumulatif
(1)	(2)	(3)	(4)	(5)	(6)
59021091	Tyre cord fabric of high tenacity yarn of nylon/other polyamides, other than chafer fabric, rubberised, of nylon-6 yarn	916 838	5 070 992	4 505 350	25 224 894
59021099	Tyre cord fabric of high tenacity yarn of nylon/other polyamides, o.t chafer fabric, rubberised, o.t of nylon-6 yarn	179	150 461	4 676	275 184
59022020	Tyre cord fabric of high tenacity yarn of polyester, of chafer fabric, rubberised	-	50 000	-	18 750
59022091	Tyre cord fabric of high tenacity yarn of polyester, other than of chafer fabric, rubberised, containing cotton	-	36 518	-	109 151
59022099	Tyre cord fabric of high tenacity yarn of polyester, other than of chafer fabric, rubberised, other than containing cotton	1 250 050	6 226 416	3 978 509	19 958 082
59029090	Tyre cord fabric of viscose rayon, of other than chafer fabric, rubberised	-	100	-	1 034
59031010	Textile fabrics impregnated, coated, covered/laminated with poly(vinyl chloride), other than heading 59.02, interlining	37 898	280 974	150 777	1 086 797
59031090	Textile fabrics impregnated, coated, covered/laminated with poly(vinyl chloride), o.t heading 59.02, o.t interlining	82 972	271 630	435 976	1 301 838
59032000	Textile fabrics impregnated, coated, covered or laminated with polyurethane, other than those of heading 59.02	157 307	860 795	1 609 730	8 293 303
59039010	Canvas-type fabrics impregnated, coated, covered or laminated with nylon or other polyamides, o.t those of heading 59.02	292	2 829	15 373	31 372
59039090	Textile fabrics impregnated, coated, covered/laminated with plastics, o.t heading 59.02, o.t HS 5903.10.10-5903.90.10	22 286	160 905	117 118	880 612
59050010	Textile wall coverings of wool or fine or coarse animal hair	-	160	-	3 106
59050090	Textile wall coverings of other than wool or fine or coarse animal hair	191	426	6 374	10 814
59061000	Rubberised textile fabrics, adhesive tape of a width not exceeding 20 cm, other than those of heading 59.02	310 531	1 330 810	1 091 183	4 718 837
59069100	Rubberised textile fabrics, knitted or crocheted, o.t adhesive tape of a width not exceeding 20 cm and o.t heading 59.02	68	69	10 022	10 069
59069990	Rubberised textile fabrics, o.t heading 59.02/adhesive tape of a width?20cm/knitted/crocheted/rubber sheeting for hospital	148 185	572 199	595 884	2 251 563
59070040	Fabrics impregnated, coated or covered with flock velvet, the entire surface of which is covered with textile flock	-	135	-	1 905
59070050	Fabrics impregnated, coated or covered with wax, tar, bitumen or similar products	-	210	-	2 100
59070060	Fabrics impregnated, coated or covered with other substances	32	155	283	1 714
59070090	Painted canvas being theatrical scenery, studio back-cloths or the like	102	1 949	345	16 680
59080010	Wicks, incandescent gas mantles	1 637	4 089	13 068	15 693
59080090	Tubular knitted gas mantle fabric therefor, whether or not impregnated	4 743	10 763	15 593	38 596
59090010	Textile hosepiping and similar textile tubing, with/without lining, armour/accessories of other materials, fire hoses	-	40	-	1 910
59090090	Textile hosepiping & similar textile tubing, with/without lining, armour/accessories of other materials o.t fire hoses	-	5	-	149
59100000	Transm/conveyor belts, of text material, won impregnated, coat, covered/laminate w/plastics, reinforced w/metal/oth material	528	2 550	5 899	26 814
59111000	Textile fabrics, felt&felt-lined woven fabrics, coat/cover w/ rubber, leather/oth, used for card clothing& technic purpose	10	3 959	10	12 990
59112000	Bolting cloth, whether or not made up	4 273	21 041	241 751	1 147 834
59114000	Straining cloth of a kind used in oil presses or the like, including that of human hair	1	6	149	1 238
59119010	Textile products and articles, for technical uses, specified in Note 7 to this Chapter, gaskets and seals	432	14 330	8 176	102 182
59119090	Textile product&article, for technic use, specified in Note 7 this Chapter, o.t subheading 5911.10-5911.40, o.t gasket&seal	104 448	448 502	756 872	3 448 059
60011000	Long pile fabrics, knitted or crocheted	104 064	487 694	792 990	3 716 080
60012100	Looped pile fabrics of cotton, knitted or crocheted	14 765	107 381	111 508	742 672
60012200	Looped pile fabrics of man made fibres, knitted or crocheted	33 643	61 523	162 753	302 472
60012900	Looped pile fabrics of other than cotton and man-made fibres, knitted or crocheted	861	4 386	1 577	9 624

Tabel 3 : Ekspor Indonesia menurut Komoditi (Kode HS 8 digit)

Mei 2019

Kode H S	Uraian golongan barang	Berat bersih (Kg)		Nilai F.O.B. (U S \$)	
		Bulan ini	Kumulatif	Bulan ini	Kumulatif
(1)	(2)	(3)	(4)	(5)	(6)
60019100	Pile fabrics, other than long pile fabrics and looped pile fabric, of cotton, knitted or crocheted	-	648	-	3 442
60019220	Pile fabrics of 100% polyester staple,width?63.5mm but?76.2mm,o.t long&looped pile,use in manufacture of paint rollers	278	26 172	3 390	7 032
60019230	Pile fabrics,o.t long pile fabrics&looped pile,of manmade fibre,contain elastomeric yarn/rubber thread,knitted/crocheted	2	2	27	27
60019290	Pile fabrics, o.t long&looped pile, of man-made fibre, knitted/crocheted, nec in sub heading 6001.92	30 529	209 625	165 860	1 086 934
60019990	Pile fabric other than long&looped pile, other than of cotton/manmade fibre,other than unbleached/not mercerised	-	425	-	1 581
60024000	Knitted/crocheted fabrics width ?30 cm, containing by weight 5 % or more elastomeric yarn but not rubber thread	94	4 632	2 238	81 068
60029000	Knitted/crocheted fabrics width ? 30 cm, other than containing by weight 5%/more elastomeric yarn but not rubber thread	10 786	59 331	67 710	219 773
60032000	Knitted or crocheted fabrics of cotton,of a width not exceeding 30 cm, other than those of heading 60.01 or 60.02	-	4 874	-	44 435
60033000	Knitted/crocheted fabrics of synthetic fibres of a width not exceeding 30 cm,other than those of heading 60.01 or 60.02	-	698	-	10 970
60039000	Knitted or crocheted fabrics of a width not exceeding 30 cm,o.t heading 60.01 or 60.02,o.t subheading 6003.10-6003.40	-	6	-	51
60041010	Knitted/crocheted fabric of width>30 cm,contain by weight 5%-20% of elastomeric yarn,not contain rubber thread,o.t 60.01	5 484	134 501	27 607	698 091
60041090	Knitted/crocheted fabric of width>30 cm,o.t cont weight 5%-20% of elastomeric yarn,not cont rubber thread,o.t 60.01	307 768	1 386 752	1 718 976	7 913 518
60049000	Knitted/crocheted fabrics width > 30cm,contain weight ?5%of elastomeric yarn,contain rubber thread,o.t heading 60.01	33 494	186 045	301 384	1 596 140
60052100	Warp knit fabrics(include those made on galloon knitt machines),o.t headings 60.01-60.04 of cotton,unbleached/bleached	88	3 578	654	4 180
60052200	Warp knit fabrics (include those made on galloon knitting machines),other than headings 60.01-60.04, of cotton, dyed	23	13 765	24	216 697
60052300	Warp knit fabrics(include those made on galloon knit machines),o.t headings 60.01-60.04,of cotton yarns different colour	2	2	1	1
60053500	Warp knit fabrics specified in Subheading Note 1 to this Chapter, of synthetic fibres	-	201	-	3 613
60053610	Knitted swimwear fabrics of polyester&polybutylene terephthalate, polyester predominates by weight,unbleached/bleached	-	659	-	7 940
60053690	Warp knit fabric of synthetic fibre (incl made on galloon knit machine),o.t HS 6005.35.00-6005.36.10,unbleached/bleached	1 916	16 695	23 309	215 635
60053710	Knitted swimwear fabrics of polyester and polybutylene terephthalate in which polyester predominates by weight,dyed	14	106	369	1 875
60053790	Warp knit fabrics of synthetic fibres (include those made on galloon knit machines),o.t HS 6005.35.00-6005.37.10, dyed	18 116	80 091	161 857	692 904
60053890	Warp knit fabric of synthetic fibre (incl made on galloon knit machine),of differ color yarn,o.t HS6005.35.00-6005.38.10	49 150	252 633	125 268	670 694
60053910	Knitted swimwear fabrics of polyester and polybutylene terephthalate in which polyester predominates by weight, printed	-	49	-	800
60053990	Warp knit fabrics of synthetic fibres (include made on galloon knit machine),o.t HS 6005.35.00-6005.39.10, printed	731	807	4 613	8 363
60054200	Warp knit fabrics (include those made on galloon knitt machines),o.t headings 60.01 to 60.04, of artificial fibres, dyed	-	5 405	-	60 266
60059090	Warp knit fabrics (incl made on galloon knitt machines),o.t head 60.01-60.04,n.e.c. 60.05, o.t of wool/fine animal hair	21 964	149 714	130 520	892 811

Tabel 3 : Ekspor Indonesia menurut Komoditi (Kode HS 8 digit)

Mei 2019

Kode H S	Uraian golongan barang	Berat bersih (Kg)		Nilai F.O.B. (U S \$)	
		Bulan ini	Kumulatif	Bulan ini	Kumulatif
(1)	(2)	(3)	(4)	(5)	(6)
60061000	Fabrics; knitted or crocheted fabrics, other than those of headings 60.01 to 60.05, of wool or fine animal hair	99	1 179	626	2 927
60062100	Fabrics; knitted or crocheted fabrics, other than those of headings 60.01 to 60.05, of cotton, unbleached or bleached	2 507	27 760	23 655	100 561
60062200	Fabrics; knitted or crocheted fabrics, other than those of headings 60.01 to 60.05, of cotton, dyed	405 442	2 066 555	2 616 116	13 045 915
60062300	Fabrics; knitted or crocheted fabrics, o.t those of headings 60.01 to 60.05, of cotton, of yarns of different colours	33 977	127 303	118 119	534 937
60062400	Fabrics; knitted or crocheted fabrics, other than those of headings 60.01 to 60.05, of cotton, printed	49 994	273 044	558 375	3 175 614
60063110	Nylon fibre mesh of a kind used as backing material for mosaic tiles, unbleached or bleached	856	2 866	9 600	31 003
60063120	Knitted or crocheted fabrics, elastic (combined with rubber threads) of synthetic fibres, unbleached or bleached	10	22	6	21
60063190	Knitted or crocheted fabrics of synthetic fibres, unbleached or bleached, other than nylon fibres mesh and elastic	106 979	283 629	672 545	1 682 291
60063210	Nylon fibre mesh of a kind used as backing material for mosaic tiles, dyed	-	148	-	2 390
60063220	Knitted or crocheted fabrics, elastic (combined with rubber threads) of synthetic fibres, dyed	428	494	3 194	3 931
60063290	Knitted or crocheted fabrics of synthetic fibres, dyed, other than nylon fibres mesh and elastic	67 478	377 795	402 405	2 400 424
60063390	Knitted/crocheted fabrics synthetic yarns of different colours, other than elastic (combined with rubber threads)	71 252	695 923	404 122	3 392 934
60063410	Knitted or crocheted fabrics, elastic (combined with rubber threads) of synthetic yarns, printed	-	13 146	-	7 883
60063490	Knitted or crocheted fabrics, of synthetic yarn, other than elastic (combined with rubber threads) yarns, printed	14 219	41 787	5 840	30 666
60064210	Knitted or crocheted fabrics, elastic (combined with rubber threads) of artificial fibres, dyed	-	11 550	-	276 699
60064290	Knitted or crocheted fabrics of artificial fibres, dyed, other than elastic (combined with rubber threads)	1 629	29 404	801	56 783
60064490	Knitted or crocheted fabrics of artificial fibres, printed, other than elastic (combined with rubber threads)	0	12	1	45
60069000	Fabrics; knitted or crocheted fabrics, n.e.c. 60.01 to 60.06	110 781	611 282	522 660	2 905 015
61012000	Men/boys' over/car-coat,cape,wind-cheater/jacket & similar, knitted/crocheted, oth heading 61.03, of cotton	331 481	699 576	5 274 097	10 402 434
61013000	Men/boys' over/car-coat,cape,wind-cheater/jacket & similar, knitted/crocheted, oth heading 61.03, of man-made fibres	188 908	411 162	3 577 126	7 873 516
61019000	Men/boys' over/car-coat,cape,wind-cheater/jacket & similar, knitted/crocheted, oth heading 61.03, of oth textile material	92 916	866 644	3 825 058	21 844 721
61021000	Women/girl over/car-coat,cape,wind-cheater/jacket & similar, knitted/crocheted, oth heading 61.04, of wool/fine animal hair	24 734	116 371	540 895	4 046 969
61022000	Women/girl over/car-coat,cape,wind-cheater/jacket & similar, knitted/crocheted, oth heading 61.04, of cotton	424 483	1 283 818	5 866 076	20 852 975
61023000	Women/girl over/car-coat,cape,wind-cheater/jacket & similar, knitted/crocheted, oth heading 61.04, of man-made fibres	194 756	452 739	3 637 916	9 059 987
61029000	Women/girl over/car-coat,cape,wind-cheater/jacket & similar, knitted/crocheted, oth heading 61.04, of oth textile material	19 746	78 507	331 346	1 732 433
61031000	Men's/boys' suits, knitted/crocheted	560 776	3 118 534	10 258 188	62 455 147
61032200	Men's/boys' ensembles knitted/crocheted, of cotton	56 131	69 755	563 192	892 335
61032300	Men's/boys' ensembles knitted/crocheted, of synthetic fibres	25 018	154 554	331 984	2 421 565
61032900	Men's/boys' ensembles knitted/crocheted, of other textile materials	35 680	253 936	1 122 152	6 437 782
61033100	Men's/boys' jackets & blazers, knitted/crocheted, of wool/fine animal hair	-	12	-	153
61033200	Men's/boys' jackets & blazers, knitted/crocheted, of cotton	57 982	138 018	681 336	1 839 582
61033300	Men's/boys' jackets & blazers, knitted/crocheted, of syntetic fibres	97 797	254 741	2 098 747	5 207 431
61033910	Men's/boys' jackets & blazers, knitted/crocheted, of ramie, linen or silk	-	4 296	-	117 620

Tabel 3 : Ekspor Indonesia menurut Komoditi (Kode HS 8 digit)

Mei 2019

Kode H S	Uraian golongan barang	Berat bersih (Kg)		Nilai F.O.B. (U S \$)	
		Bulan ini	Kumulatif	Bulan ini	Kumulatif
(1)	(2)	(3)	(4)	(5)	(6)
61033990	Men's/boys' jacket&blazer,knitted/crocheted,of oth materialpos head 6103.	49 710	299 579	1 559 156	5 753 697
61034200	Men's/boys' trouser,bib & brace overall,breeche & short,knitted/crocheted,of cotton	749 709	3 326 534	10 380 907	45 759 665
61034300	Men's/boys' trouser,bib & brace overall,breeche & short,knitted/crocheted,of synthetic fibres	331 775	1 165 976	6 383 346	24 762 545
61034900	Men's/boys' trouser,bib & brace overall,breeche & short,knitted/crocheted,of other textile materials	141 752	695 610	2 334 475	14 993 818
61041300	Women's or girls' suits,knitted or crocheted, of syntheticfibres	31 524	114 770	582 708	2 230 689
61041920	Women's or girls' suits,knitted or crocheted, of cotton	24 238	238 854	210 627	3 617 517
61041990	Women's or girls' suits,knitted/crocheted,of other textilematerials	29 252	506 886	245 844	3 972 888
61042200	Women's/girls' ensembles,knitted or crocheted, of cotton	22 333	28 033	682 267	710 618
61042300	Women's/girls' ensembles,knitted or crocheted, of syntheticfibres	9 194	11 033	104 557	117 296
61042900	Women's/girls' ensembles,knitted or crocheted, of othertextile materials	1 689	3 903	10 943	231 084
61043200	Women's/girls' jackets & blazers,knitted or crocheted, of cotton	126 756	371 647	3 296 246	11 181 378
61043300	Women's/girls' jackets & blazers,knitted or crocheted, of synthetic fibres	31 613	144 807	833 251	3 797 087
61043900	Women's/girls' jackets & blazers,knitted or crocheted, of other textile materials	10 983	102 934	354 566	2 884 957
61044100	Women's/girls' dresses,knitted or crocheted,of wool or fineanimal hair	12 755	29 700	634 557	1 249 371
61044200	Women's/girls' dresses,knitted or crocheted, of cotton	170 514	1 173 821	3 203 657	22 889 424
61044300	Women's/girls' dresses,knitted or crocheted, of syntheticfibres	360 637	1 821 283	6 858 958	36 807 266
61044400	Women's/girls' dresses,knitted or crocheted, of artificial fibres	24 486	404 909	529 590	7 614 884
61044900	Women's/girls' dresses,knitted or crocheted, of other textile materials	449 115	3 461 484	5 385 803	35 564 508
61045100	Women's/girls' skrits & devided skrits,knitted/crocheted, of wool or fine animal hair	-	833	-	34 455
61045200	Women's/girls' skrits & devided skrits,knitted/crocheted, of cotton	23 716	442 127	585 484	9 187 448
61045300	Women's/girls' skrits & devided skrits,knitted/crocheted, of synthetic fibres	55 846	382 074	1 135 925	6 711 518
61045900	Women's/girls' skrits & devided skrits,knitted/crocheted, of other textile materials	21 832	235 339	300 150	3 489 330
61046100	Women's/girls' trouser,bib & brace overall,breeches& short,knitted/crocheted,of wool or fine animal hair	-	15 304	-	249 364
61046200	Women's/girls' trouser,bib & brace overall,breeches& short,knitted/crocheted,of cotton	1 977 095	8 287 788	31 154 742	142 691 235
61046300	Women's/girls' trouser,bib & brace overall,breeches& short,knitted/crocheted,of synthetic fibres	739 398	3 100 489	16 240 043	67 509 414
61046900	Women's/girls' trouser,bib & brace overall,breeches& short,knitted/crocheted,of other textile materials	417 669	2 204 586	9 002 861	46 004 267
61051000	Men's or boys' shirts, knitted or crocheted, of cotton	417 559	1 591 949	5 789 336	25 830 830
61052010	Men's or boys' shirts, knitted or crocheted, of syntheticfibres	165 893	861 036	4 617 797	22 767 517
61052020	Men's or boys' shirts, knitted or crocheted, of artificialfibres	6 923	135 744	133 875	3 702 587
61059000	Men's or boys' shirts, knitted or crocheted, of othertextile materials	250 106	833 953	4 279 880	14 207 223
61061000	Women's or girls' blouses, shirts & shirt-blouses, knitted/crocheted, of cotton	612 995	2 024 963	10 068 342	31 034 375
61062000	Women's or girls' blouses, shirts & shirt-blouses, knitted/crocheted, of man-made fibres	150 703	745 021	3 048 832	15 074 334
61069000	Women's or girls' blouses, shirts & shirt-blouses, knitted/crocheted, of other textile materials	151 471	781 118	2 785 800	14 062 944
61071100	Men's or boys' underpants and briefs, knitted or crocheted,of cotton	50 218	268 070	920 867	4 793 108
61071200	Men's or boys' underpants and briefs, knitted or crocheted,of man-made fibres	97 528	342 084	2 268 526	8 350 456
61071900	Men's or boys' underpants and briefs, knitted or crocheted,of other textile materials	3 769	77 579	120 207	2 333 458

Tabel 3 : Ekspor Indonesia menurut Komoditi (Kode HS 8 digit)

Mei 2019

Kode H S	Uraian golongan barang	Berat bersih (Kg)		Nilai F.O.B. (U S \$)	
		Bulan ini	Kumulatif	Bulan ini	Kumulatif
(1)	(2)	(3)	(4)	(5)	(6)
61072100	Men's or boys' nightshirts & pyjamas, knitted or crocheted, of cotton	13 059	49 423	239 456	905 299
61072200	Men's or boys' nightshirts & pyjamas, knitted or crocheted, of man-made fibres	-	374	-	12 625
61072900	Men's or boys' nightshirts & pyjamas, knitted or crocheted, of other textile materials	19	128	1 050	4 308
61079100	Men's or boys' bathrobes, dressing gowns & similar articles, knitted or crocheted, of cotton	85 875	325 227	373 588	1 864 978
61079900	Men's or boys' bathrobes, dressing gowns & similar articles, knitted or crocheted, of other textile materials	13 366	31 576	172 472	473 672
61081100	Women's or girls' slips and petticoats, knitted/crocheted, of man-made fibres	14 833	79 536	366 953	1 557 043
61081930	Women's or girls' slips and petticoats, knitted/crocheted, of cotton	7 681	28 423	273 945	865 779
61081940	Women's or girls' slips and petticoats, knitted/crocheted, of silk	-	39	-	495
61081990	Women's or girls' slips and petticoats, knitted/crocheted, of other textile materials	121 529	542 674	1 270 364	4 545 830
61082100	Women's or girls' briefs and panties, knitted/crocheted, of cotton	41 315	263 090	1 315 519	8 263 744
61082200	Women's or girls' briefs and panties, knitted/crocheted, of man-made fibres	140 930	638 147	6 058 345	29 711 896
61082900	Women's or girls' briefs and panties, knitted/crocheted, of other textile materials	77 720	292 430	2 096 114	7 842 582
61083100	Women's or girls' nightdresses & pyjamas, knitted/crocheted, of cotton	25 650	235 897	547 001	6 702 348
61083200	Women's or girls' nightdresses & pyjamas, knitted/crocheted, of man-made fibres	19 947	106 239	502 325	2 377 890
61083900	Women's or girls' nightdresses & pyjamas, knitted/crocheted, of other textile materials	4 066	58 264	94 630	1 172 051
61089100	Women's/girls' negligees, bathrobe, dressing gown & similar articles, knitted/crocheted, of cotton	28 522	262 322	373 397	4 205 458
61089200	Women's/girls' negligees, bathrobe, dressing gown & similar articles, knitted/crocheted, of man-made fibres	13 337	42 572	274 992	1 186 578
61089900	Women's/girls' negligees, bathrobe, dressing gown & similar articles, knitted/crocheted, of other textile materials	46	1 144	3 593	44 580
61091010	T-shirts, singlets and other vests, knitted or crocheted, of cotton, for men or boys	1 641 808	6 712 915	15 537 368	63 940 337
61091020	T-shirts, singlets and other vests, knitted or crocheted, of cotton, for women or girls	656 641	3 003 743	13 140 672	59 955 074
61099010	T-shirts, singlets and other vests, knitted or crocheted, for men or boys, of ramie, linen or silk	116 928	822 776	1 521 655	13 400 774
61099020	T-shirts, singlets and other vests, knitted or crocheted, for men or boys, of other textile materials	477 033	1 802 010	7 701 507	36 815 568
61099030	T-shirts, singlets and other vests, knitted or crocheted, for women or girls, of other textile materials	368 060	2 313 955	5 701 569	38 707 550
61101100	Jerseys, pullovers, cardigans, waistcoats & similar articles, knitted or crocheted, of wool	29 373	52 838	1 716 626	2 782 204
61101200	Jerseys, pullovers, cardigans, waistcoats & similar articles, knitted or crocheted, of Kashmir (cashmere) goats	3	278	586	7 466
61101900	Jerseys, pullovers, cardigans, waistcoats & similar articles, knitted or crocheted, of other fine animal hair	10 130	192 793	419 493	2 738 232
61102000	Jerseys, pullovers, cardigans, waistcoats & similar articles, of cotton	3 208 816	10 648 275	51 652 042	186 892 130
61103000	Jerseys, pullovers, cardigans, waistcoats & similar articles, of man-made fibres	1 028 189	3 791 473	17 711 020	73 901 579
61109000	Jerseys, pullovers, cardigans, waistcoats & similar articles, of other textile materials	583 082	2 082 907	11 755 067	42 653 782
61112000	Babies' garments and clothing accessories, knitted or crocheted, of cotton	678 786	2 103 723	12 850 787	38 871 808
61113000	Babies' garments and clothing accessories, knitted or crocheted, of synthetic fibres	116 571	364 031	2 388 631	9 816 714
61119010	Babies' garments and clothing accessories, knitted or crocheted, of wool or fine animal hair	3 451	15 265	42 311	149 430
61119090	Babies' garments and clothing accessories, knitted or crocheted, of other textile materials	126 558	483 362	1 818 058	4 327 161
61121100	Track suits, knitted or crocheted, of cotton	4 431	22 534	95 913	558 142

Tabel 3 : Ekspor Indonesia menurut Komoditi (Kode HS 8 digit)

Mei 2019

Kode H S	Uraian golongan barang	Berat bersih (Kg)		Nilai F.O.B. (U S \$)	
		Bulan ini	Kumulatif	Bulan ini	Kumulatif
(1)	(2)	(3)	(4)	(5)	(6)
61121200	Track suits, knitted or crocheted, of synthetic fibres	34 176	122 052	586 872	2 191 534
61121900	Track suits, knitted or crocheted, of other textile materials	938	23 927	5 599	384 961
61122000	Ski suits, knitted or crocheted	-	431	-	6 316
61123100	Men's or boys' swimwear, knitted or crocheted, of synthetic fibres	8 492	23 921	294 709	839 243
61123900	Men's or boys' swimwear, knitted or crocheted, of other textile materials	64 969	333 683	1 107 721	8 095 178
61124110	Mastectomy Swimwear (post breast surgery swimwear), of synthetic fibres	11 511	495 513	318 627	13 021 558
61124190	Other women's or girls' swimwear, of synthetic fibres	83 152	1 119 305	3 062 608	34 240 451
61124910	Mastectomy Swimwear (post breast surgery swimwear), of other textile materials	-	90	-	8 703
61124990	Other women's or girls' swimwear, of other textile materials	19 237	73 572	641 119	2 936 436
61130010	Divers' suit (wetsuit), made up of knitted/crocheted fabrics of heading 59.03, 59.06 or 59.07	-	393	-	13 727
61130030	Garments used for protection from fire, made up of knitted/crocheted fabrics of heading 59.03, 59.06 or 59.07	-	3	-	107
61130040	Other protective work garments, made up of knitted/crocheted fabrics of heading 59.03, 59.06 or 59.07	-	4	-	52
61130090	Other garments, made up of knitted or crocheted fabrics of heading 59.03, 59.06 or 59.07	2 635	406 202	17 551	2 396 229
61142000	Garments; of cotton, knitted or crocheted, n.e.c. in chapter 61	25 244	292 003	306 223	3 912 624
61143020	Garments used for protection from fire of man-made fibres, knitted or crocheted	8 724	61 633	200 698	1 469 695
61143090	Other garments, knitted or crocheted, of man-made fibres	17 756	422 128	186 299	7 794 515
61149010	Other garments, knitted or crocheted, of wool or fine animal hair	-	955	-	11 519
61149090	Other garments, knitted/crocheted, of other textile materials (excl. wool or fine animal hair)	63 748	219 727	190 305	1 816 087
61151090	Other graduated compression hosiery, exc stockings for varicose veins, of synthetic fibres, knitted or crocheted	12	653	92	17 243
61152100	Hosiery; panty hose and tights (other than graduated compression hosiery), of synthetic fibres, measuring per single yarn less than 67 decitex, knitted or crocheted	-	366	-	16 436
61152200	Hosiery; panty hose and tights (other than graduated compression hosiery), of synthetic fibres, measuring per single yarn 67 decitex or more, knitted or crocheted	8	3 446	985	104 234
61152910	Other panty hose and tights, knitted/crocheted, of cotton	297 603	1 160 914	3 535 598	14 901 799
61152990	Other panty hose and tights, knitted/crocheted, of other textile material (excl. cotton)	3 580	11 571	30 481	110 743
61153090	Other women full-length/knee-length hosiery, knitted/crocheted, measuring per single yarn < 67 decitex, of other textile material	54	1 128	17	4 065
61159400	Footwear without applied soles, knitted/crocheted of wool or fine animal hair	54	77	896	1 016
61159500	Footwear without applied soles, knitted/crocheted of cotton, measure per single yarn ≥ 67 decitex, of cotton	885 411	3 017 109	9 227 897	33 890 199
61159600	Footwear without applied soles, knitted/crocheted of synthetic fibres	41 538	169 854	616 907	3 143 699
61159900	Footwear without applied soles, knitted/crocheted of other textile materials	77 616	219 464	1 162 522	3 318 975
61161010	Divers' gloves, knitted or crocheted, impregnated, coated or covered with plastics or rubber	48 966	227 727	299 547	1 340 299
61161090	Other gloves, mittens and mitts, knitted or crocheted, impregnated, coated or covered with plastics or rubber	16 386	79 754	1 063 807	4 506 140
61169100	Glove, mitten & mitt, knitted/crocheted, not impregnated & coated/covered with plastics or rubber, of wool/fine animal hair	-	467	-	10 845
61169200	Glove, mitten & mitt, knitted/crocheted, not impregnated & coated/covered with plastics or rubber, of cotton	22 248	100 764	76 166	369 199
61169300	Glove, mitten & mitt, knitted/crocheted, not impregnated & coated/covered with plastics or rubber, of synthetic fibres	182 196	734 044	5 031 944	23 058 318

Tabel 3 : Ekspor Indonesia menurut Komoditi (Kode HS 8 digit)

Mei 2019

Kode H S	Uraian golongan barang	Berat bersih (Kg)		Nilai F.O.B. (U S \$)	
		Bulan ini	Kumulatif	Bulan ini	Kumulatif
(1)	(2)	(3)	(4)	(5)	(6)
61169900	Glove,mitten&mitt,knitted/crocheted,not impregnated&coated/covered with plastics or rubber, of textile materials	728 113	3 556 405	1 573 581	6 970 735
61171010	Shawls,scarves,mufflers,mantillas,veils & the like,knitted/crocheted, of cotton	931	7 100	16 831	74 098
61171090	Shawls,scarves,mufflers,mantillas,veils & the like,knitted/crocheted, of other textile materials	17 923	78 231	193 687	770 330
61178011	Ties,bow ties & cravats, knitted/crocheted,of wool or fine animal hair	-	50	-	1 423
61178019	Ties,bow ties & cravats, knitted/crocheted,of other textilematerials	3 064	8 517	323 146	1 217 944
61178020	Wrist bands, knee bands or ankle bands, knitted/crocheted	291	1 527	12 116	60 930
61178090	Other made up clothing accessories, knitted or crocheted	18 836	90 712	168 370	924 412
61179000	Parts of garments or of clothing accessories,knitted or crocheted	264	1 263	6 535	31 175
62011100	Men/boys' overcoat,raincoat,car-coat,cape,cloak & similararticles,oth those of heading 62.03,of wool/fine animal hair	13 914	45 674	1 189 809	3 259 833
62011200	Men/boys' overcoat,raincoat,car-coat,cape,cloak & similararticles,oth those of heading 62.03, of cotton	43 970	89 981	179 185	1 568 870
62011300	Men/boys' overcoat,raincoat,car-coat,cape,cloak & similararticles,oth those of heading 62.03, of man-made fibres	182 570	587 914	7 351 855	24 373 345
62011910	Men/boys' overcoat,raincoat,car-coat,cape,cloak & similararticles,oth those of heading 62.03, of silk	2 730	10 078	148 419	571 069
62011920	Men/boys' overcoat,raincoat,car-coat,cape,cloak & similararticles,oth those of heading 62.03, of ramie	4 079	4 084	181 117	182 166
62011990	Men/boys' overcoat,raincoat,car-coat,cape,cloak & similararticles,oth those of heading 62.03,of oth textile material	454 614	1 239 042	20 084 958	54 650 801
62019100	Men/boys' anorak (incl ski-jacket),wind-cheater,wind-jacket& similar articles,oth head 62.03, of wool/fine hair animal	-	493	-	46 409
62019200	Men/boys' anorak (incl ski-jacket),wind-cheater,wind-jacket& similar articles,oth head 62.03, of cotton	223 492	992 906	1 886 810	7 677 380
62019300	Men/boys' anorak (incl ski-jacket),wind-cheater,wind-jacket& similar articles,oth head 62.03, of man-made fibres	544 408	954 327	21 440 262	37 548 286
62019990	Men/boys' anorak (incl ski-jacket),wind-cheater,wind-jacket& similar articles,oth head 62.03,of other textile material	46 880	109 524	2 009 404	4 609 574
62021100	Women/girls' overcoat, raincoat, car-coat, cape, cloak&similararticles, oth those of heading 62.04, of wool/fine animal hair	-	77	-	5 538
62021200	Women/girls' overcoat, raincoat, car-coat, cape, cloak&similararticles, oth those of heading 62.04, of cotton	21 936	109 907	613 381	1 987 232
62021300	Women/girls' overcoat, raincoat, car-coat, cape, cloak&similararticles, oth those of heading 62.04, of man-made fibres	175 404	525 144	3 115 609	12 100 930
62021910	Women/girls' overcoat, raincoat, car-coat, cape, cloak&similararticles, oth those of heading 62.04, of silk	1	40	1 325	52 057
62021920	Women/girls' overcoat, raincoat, car-coat, cape, cloak&similararticles, oth those of heading 62.04, of ramie	29 942	37 132	1 148 222	1 242 944
62021990	Women/girls' overcoat, raincoat, car-coat, cape, cloak&similararticles, oth those of heading 62.04, of oth textile material	59 156	221 586	2 313 874	5 932 763
62029200	Women/girls' anorak (incl ski-jacket),wind-cheater&jacket,& similar articles,oth head 62.04, of cotton	13 034	73 834	263 603	1 619 211
62029300	Women/girls' anorak (incl ski-jacket),wind-cheater&jacket,& similar articles,oth head 62.04, of man-made fibres	264 669	782 637	9 126 181	20 581 469
62029990	Women/girls' anorak (incl ski-jacket),wind-cheater&jacket,& similar articles,oth head 62.04,of other textile material	26 952	77 643	1 107 726	1 635 471
62031100	Men's or boys' suits, of wool or fine animal hair	68 900	366 168	1 270 584	9 058 262
62031200	Men's or boys' suits, of synthetic fibres	107 419	414 977	1 304 581	4 666 442
62031911	Men's or boys' suits, of cotton, printed by traditional batik process	2	11 850	120	260 973
62031919	Men's or boys' suits,of cotton, not printed by traditional batik process	41 431	63 925	2 199 575	3 086 909

Tabel 3 : Ekspor Indonesia menurut Komoditi (Kode HS 8 digit)

Mei 2019

Kode H S	Uraian golongan barang	Berat bersih (Kg)		Nilai F.O.B. (U S \$)	
		Bulan ini	Kumulatif	Bulan ini	Kumulatif
(1)	(2)	(3)	(4)	(5)	(6)
62031929	Men's or boys' suits,of silk, not printed by traditional batik process	-	20	-	277
62031990	Men's or boys' suits,of other textile material (exc. cotton& silk)	261 855	783 071	5 229 707	17 842 801
62032290	Men's or boys' ensemble, of cotton, not printed by traditional batik process	-	6 122	-	231 016
62032300	Men's or boys' ensemble, of synthetic fibres	-	14 927	-	120 147
62032990	Men's or boys' ensemble, of other textile materials exc. wool or fine animal hair	298	17 652	451	309 496
62033100	Men's or boys' jackets & blazers, of wool/fine animal hair	41 501	320 441	1 236 997	7 171 712
62033210	Men's or boys' jackets & blazers, of cotton, printed by traditional batik process	2	20	94	1 463
62033290	Men's or boys' jackets & blazers, of cotton,not printed by traditional batik process	112 879	461 101	3 114 844	10 559 658
62033300	Men's or boys' jackets & blazers, of synthetic fibres	180 530	921 305	3 375 053	15 451 957
62033900	Men's or boys' jackets & blazers,of other textile materialsexc.wool/fine animal hair,cotton&synthetic fibres	387 799	943 584	11 143 166	35 985 508
62034100	Men's or boys' trouser,bib & brace overall,breeche & short(oth swimwear) of wool/fine animal hair	14 357	78 814	708 054	3 852 015
62034210	Men's or boys' bibs & brace overalls, of cotton	17 179	47 329	899 570	2 785 887
62034290	Men's or boys' trousers, breeches & shorts (oth swimwear),of cotton	1 686 865	6 840 147	28 051 583	121 729 357
62034300	Men's or boys' trouser,bib & brace overall,breeche & shorts(oth swimwear), of synthetic fibres	583 364	3 944 393	16 203 214	88 139 249
62034910	Men's or boys' trouser,bib & brace overall,breeche & shorts(oth swimwear), of silk	15 335	143 858	586 074	5 600 700
62034990	Men's or boys' trouser,bib & brace overall,breeche & shorts(oth swimwear) of other textile materials except silk	658 519	2 441 568	4 663 762	23 002 471
62041100	Women's or girls' suits, of wool or fine animal hair	139	23 267	4 261	515 273
62041210	Women's or girls' suits, of cotton, printed by traditional batik process	-	2	-	102
62041290	Women's or girls' suits, of cotton, not printed by traditional batik process	67 855	683 825	1 252 603	7 537 173
62041300	Women's or girls' suits, of synthetic fibres	38 418	280 987	901 373	5 083 242
62041911	Women's or girls' suits, of silk, printed by traditional batik process	-	1	-	35
62041919	Women's or girls' suits, of silk,not printed by traditional batik process	2 336	7 257	20 998	150 400
62041990	Women's or girls' suits, of other textile materials exceptsilk	53 196	329 595	756 000	7 249 069
62042100	Women's or girls' ensembles, of wool or fine animal hair	154	828	1 999	11 276
62042290	Women's or girls' ensembles,of cottons, not printed by traditional batik process	766	2 355	14 800	39 294
62042300	Women's or girls' ensembles, of synthetic fibres	62	946	1 950	27 403
62042990	Women's or girls' ensembles, of other textile material sexcept silk	6 341	29 297	485 230	2 009 847
62043100	Women's or girls' jackets and blazers,of wool/fine animal hair	5 342	48 618	293 722	2 059 806
62043210	Women's or girls' jackets and blazers,of cotton, printed by traditional batik process	-	21	-	1 194
62043290	Women's or girls' jackets and blazers,of cotton,not printed by traditional batik process	67 998	214 597	2 375 923	6 486 923
62043300	Women's or girls' jackets and blazers,of synthetic fibres	74 923	376 907	1 716 985	9 905 772
62043911	Women's or girls' jackets and blazers,of silk, printed by traditional batik process	-	570	-	21 326
62043919	Women's or girls' jackets and blazers,of silk,not printed by traditional batik process	9	9 899	101	68 420
62043990	Women's or girls' jackets and blazers,of other textile materials except silk	33 027	98 902	809 962	3 214 734
62044100	Women's or girls' dresses, of wool or fine animal hair	-	1 363	-	104 738
62044210	Women's or girls' dresses, of cotton,printed by traditional batik process	2 083	18 813	48 265	536 759
62044290	Women's or girls' dresses, of cotton, not printed by traditional batik process	301 762	1 863 960	5 448 102	38 964 925
62044300	Women's or girls' dresses, of synthetic fibres	637 966	2 749 353	17 403 082	88 810 222
62044400	Women's or girls' dresses, of artifisial fibres	314 384	1 320 290	6 741 049	30 230 300
62044910	Women's or girls' dresses,of other textile material,printed by traditional batik process	6 301	20 671	211 852	903 316

Tabel 3 : Ekspor Indonesia menurut Komoditi (Kode HS 8 digit)

Mei 2019

Kode H S	Uraian golongan barang	Berat bersih (Kg)		Nilai F.O.B. (U S \$)	
		Bulan ini	Kumulatif	Bulan ini	Kumulatif
(1)	(2)	(3)	(4)	(5)	(6)
62044990	Women's or girls' dresses, of other textile material, notprinted by traditional batik process	74 593	1 064 979	1 679 971	21 221 785
62045100	Women's or girls' skirts and divided skirts,of wool or fineanimal hair	1 598	14 205	97 662	735 340
62045210	Women's or girls' skirts and divided skirts, of cotton,printed by traditional batik process	-	220	-	4 879
62045290	Women's or girls' skirts and divided skirts, of cotton, notprinted by traditional batik process	97 575	454 696	2 289 421	10 598 550
62045300	Women's or girls' skirts and divided skirts,of syntheticfibres	113 869	506 123	2 214 014	9 519 836
62045910	Women's or girls' skirts and divided skirts,of oth textilematerials, printed by traditional batik process	88	717	6 028	42 682
62045990	Women's or girls' skirts and divided skirts,of oth textilematerials,not printed by traditional batik process	9 516	548 993	162 218	7 774 690
62046100	Women's/girls' trouser,bib & brace overall,breeche & short,(oth swimwear), of wool or fine animal hair	2 000	16 373	85 785	782 188
62046200	Women's/girls' trouser,bib & brace overall,breeche & short,(oth swimwear), of cotton	1 368 938	6 643 095	23 598 838	120 538 048
62046300	Women's/girls' trouser,bib & brace overall,breeche & short,(oth swimwear), of synthetic fibres	602 921	3 532 198	12 256 616	70 078 203
62046900	Women's/girls' trouser,bib & brace overall,breeche & short,(oth swimwear), of other textile materials	354 716	2 255 727	6 901 287	41 850 028
62052010	Men's or boys' shirts, of cotton, printed by traditional batik process	25 046	106 357	696 858	3 357 608
62052020	Men's or boys' shirts, of cotton, barong tagalog	14 166	83 423	470 754	2 707 526
62052090	Men's or boys' shirts,of cotton,not printed by traditional batik process or barong tagalog	1 149 340	5 214 451	32 116 764	145 527 323
62053010	Men's or boys' shirts, of man-made fibres, barong tagalog	15 526	77 165	615 611	2 833 903
62053090	Men's or boys' shirts, of man-made fibres,other than barong tagalog	294 734	2 088 566	6 311 584	36 427 915
62059010	Men's or boys' shirts, of wool or fine animal hair	-	39 390	-	1 071 516
62059091	Men's/boys' shirts,of oth textile materials exc wool/fineanimal hair, printed by traditional batik process	1 145	31 095	26 416	885 997
62059092	Men's/boys' shirts,of oth textile materials exc wool/fineanimal hair,barong tagalog	-	2	-	31
62059099	Men/boy shirt,of oth textile material exc wool/fine animalhair,not printed by traditional batik process/barong tagalog	63 121	513 395	1 126 392	10 991 175
62061010	Women's or girls' blouses,shirts and shirt-blouses,of silk/silk waste, printed by traditional batik process	1 981	6 117	47 113	131 042
62061090	Women's or girls' blouses,shirts and shirt-blouses,of silk/silk waste,not printed by traditional batik process	702	3 733	24 004	127 561
62062000	Women's or girls' blouses,shirts and shirt-blouses,of woolor fine animal hair	493	742	52 828	59 798
62063010	Women's or girls' blouses,shirts & shirt-blouses,of cotton,printed by traditional batik process	6 223	135 431	192 109	4 842 671
62063090	Women's or girls' blouses,shirts & shirt-blouses,of cotton,not printed by traditional batik process	292 336	1 234 939	10 209 656	42 987 653
62064000	Women's or girls' blouses,shirts & shirt-blouses,of man-made fibres	1 341 493	7 484 646	40 019 880	221 244 556
62069000	Women's or girls' blouses,shirts & shirt-blouses,of othertextile materials	140 559	802 168	3 475 609	25 380 839
62071100	Men's or boys' underpants and briefs, of cotton	88 441	463 158	1 778 571	8 722 776
62071900	Men's or boys' underpants and briefs, of other textile materials	1 008	11 936	23 506	248 252
62072110	Men's or boys' nightshirts and pyjamas, of cotton, printed by traditional batik process	13	29	460	1 197
62072190	Men's or boys' nightshirts and pyjamas, of cotton, notprinted by traditional batik process	1 460	150 809	28 958	2 411 195
62072200	Men's or boys' nightshirts and pyjamas, of man-madefibres	4	3 097	56	31 997
62072910	Men's or boys' nightshirts and pyjamas, of silk	-	4	-	150
62072990	Men's or boys' nightshirt & pyjamas,of oth textile materialexc silk/cotton/man-made fibres	53	5 048	727	39 846
62079100	Men's or boys' singlet & oth vest,bathrobe,dressing gown &similar articles, of cotton	7 184	166 535	207 664	1 069 024
62079910	Men's or boys' singlet & oth vest,bathrobe,dressing gown &similar articles, of man-made fibres	907	44 854	27 675	522 222

Tabel 3 : Ekspor Indonesia menurut Komoditi (Kode HS 8 digit)

Mei 2019

Kode H S	Uraian golongan barang	Berat bersih (Kg)		Nilai F.O.B. (U S \$)	
		Bulan ini	Kumulatif	Bulan ini	Kumulatif
(1)	(2)	(3)	(4)	(5)	(6)
62079990	Men/boy singlet&oth vest,bathrobe,dressing gown&similar,of oth textile materials exc cotton/silk/man-made fibres	80 373	499 131	538 695	3 090 732
62081100	Women's or girls' slips and petticoats, of man-made fibres	85 725	461 078	1 958 636	10 356 756
62081900	Women's or girls' slips and petticoats, of other textilematerials	95 521	308 604	1 021 685	2 544 276
62082110	Women's or girls' nightdresses & pyjamas,of cotton,printedby traditional batik process	-	198	-	3 157
62082190	Women's or girls' nightdresses & pyjamas,of cotton, notprinted by traditional batik process	34 002	81 715	684 488	2 294 356
62082200	Women's or girls' nightdresses and pyjamas,of man-made fibres	49 567	228 475	1 329 096	7 778 479
62082910	Women's or girls' nightdresses and pyjamas,of other textilematerials, printed by traditional batik process	-	1 417	-	15 513
62082990	Women's or girls' nightdresses and pyjamas,of other textilematerials,not printed by traditional batik process	40 332	113 627	288 498	1 086 004
62089110	Women/girl singlet&oth vest,brief,panty,neglige,bathrobe,&similar,of cotton,printed by traditional batik process	145	378	4 903	14 891
62089190	Women/girl singlet&oth vest,brief,panty,neglige,bathrobe,&similar,of cotton,not printed by traditional batik process	11 184	30 910	162 816	758 843
62089210	Women/girl singlet&oth vest,brief,panty,neglige,bathrobe,&similar,of man-made fibres,printed by traditional batik	1	2	5	34
62089290	Women/girl singlet&oth vest,brief,panty,neglige,bathrobe,&similar,of man-made fibres,not printed by traditional batik	24 029	101 656	546 012	4 694 814
62089910	Women/girl singlet&oth vest,brief,panty,neglige,bathrobe,&similar,of wool/fine animal hair	-	241	-	9 851
62089990	Women/girl singlet&oth vest,brief,panty,neglige,bathrobe,&similar,of oth textile materials exc wool/fine animal hair	9 509	46 351	61 246	709 759
62092030	Babies's t-shirts, shirts, pyjamas and similar articles, ofcotton	138 518	817 725	1 656 263	6 529 048
62092040	Babies's suits, pants and similar articles, of cotton	31 156	238 198	770 855	3 828 415
62092090	Other babies's garment & clothing accessories (exc t-shirt,shirt,pyjama,suit,pant&similar articles),of cotton	53 430	183 596	1 536 276	4 861 734
62093010	Babies's suits, pants and similar articles, of synthetic fibres	44 129	96 522	1 204 697	2 156 569
62093030	Babies's t-shirts, shirts, pyjamas and similar articles, ofsynthetic fibres	4 033	85 146	138 758	2 113 781
62093040	Babies's clothing accessories of synthetic fibres	-	101	-	938
62093090	Other babies's garment & clothing accessories (exc t-shirt,shirt,pyjama,suit,pant&similar articles),of synthetic fibres	3 029	37 019	27 371	917 094
62099000	Babies' garments and clothing accessories, of other textile materials	31 299	170 415	396 011	1 903 977
62101011	Garments used for protection from chemical substances, radiation or fire, of fabrics of heading 56.02 or 56.03	-	921	-	28 943
62101019	Other protective work garment (exc used for protection fromchemical substance,radiation/fire),of fabric head 5602/5603	71	279	60	7 704
62101090	Garments of fabrics of heading 56.02 or 56.03, other than protective work garments	129 300	483 942	1 259 648	5 071 641
62102030	Garment use for protect from chemical substance/radiationof the type described in subheadings 6201.11 to 6201.19	-	100	-	8 642
62102090	Other garments,of the type described in subheadings 6201.11to 6201.19, exc protective work garments	14 469	107 530	116 371	814 648
62103090	Other garments,of the type described in subheadings 6202.11to 6202.19, exc protective work garments	-	30	-	443
62104010	Men's or boys' garments, used for protection from fire	528	6 676	26 186	314 860
62104020	Men's or boys' garments, used for protection from chemicalsubstances or radiation	-	15 320	-	208 865
62104090	Other men's or boys' protective work garments (exc used forprotection from fire/chemical substances/radiation)	7 689	29 008	185 925	1 166 196

Tabel 3 : Ekspor Indonesia menurut Komoditi (Kode HS 8 digit)

Mei 2019

Kode H S	Uraian golongan barang	Berat bersih (Kg)		Nilai F.O.B. (U S \$)	
		Bulan ini	Kumulatif	Bulan ini	Kumulatif
(1)	(2)	(3)	(4)	(5)	(6)
62105010	Women's or girls' garments, used for protection from fire	60 822	418 367	497 025	3 291 741
62105090	Other women's or girls' protective work garments (exc usedfor protection from fire/chemical substances/radiation)	363 020	1 542 321	8 512 238	35 763 384
62111100	Men's or boys' swimwear	42 358	241 034	1 328 679	7 141 390
62111200	Women's or girls' swimwear	25 800	167 155	1 148 238	7 013 896
62112000	Ski suits	712	1 968	19 375	51 450
62113210	Garments for fencing or wrestling,of cotton,men's or boy's	100	101	300	320
62113290	Other garments exc for fencing/wrestling/pilgrimage robes(ehram), men's or boy's	23 132	138 924	311 811	2 110 636
62113310	Garments for fencing or wrestling,of man-made fibres,men'sor boy's	2 980	56 678	121 563	1 418 272
62113330	Garments used for protection from chemical substances orradiation, of man-made fibres, men's or boy's	-	9	-	26
62113390	Other garments,of man-made fibres,men's/boys',exc use forprotec from fire/chemical/radiation/for fencing/wrestling	200 744	1 181 703	2 240 866	14 916 859
62113910	Garments for fencing/wrestling,of other textile materials,men's or boy's	-	20	-	293
62113990	Oth garment,of oth textile material,men's/boys',exc use forprotec from fire/chemical/radiation/for fencing/wrestling	371 381	1 586 195	4 146 554	16 812 225
62114210	Garments for fencing or wrestling,of cotton,women's/girl's	556	20 168	18 548	237 206
62114220	Prayer cloaks, of cotton, women's or girl's	4 305	36 726	44 077	532 219
62114290	Other garments exc for fencing/wrestling/prayer cloaks, ofcotton, women's or girl's	30 121	113 749	602 813	2 558 355
62114310	Surgical gowns, of man-made fibres, women's or girl's	48 559	472 227	552 957	5 375 892
62114320	Prayer cloaks, of man-made fibres, women's or girl's	17 738	35 491	115 236	235 454
62114330	Anti-explosive protective suits, of man-made fibres,women'sor girl's	0	2	2	14
62114340	Garments for fencing/wrestling,of man-made fibres,women'sor girl's	122	182	6 509	6 679
62114350	Garments used for protection from chemical substances,radiation or fire, of man-made fibres, women's or girls'	53	1 527	1 517	156 717
62114390	Other garments, women's or girls', of man-made fribres	167 550	481 303	4 469 900	13 188 127
62114910	Garments for fencing or wrestling,of oth textile materials,women's or girl's	6 755	25 743	165 716	992 324
62114920	Garments for used for protection from chemical substance,radiation or fire,of oth textile materials,women's or girls'	60	60	10 406	10 406
62114939	Prayer cloaks,except of wool or fine animal hair,women's or girl's	100	1 073	1 892	41 543
62114990	Other garments,except of wool or fine animal hair,women's or girl's	48 016	272 528	822 098	5 920 112
62121011	Mastectomy bra (post breast surgery bra),of cotton, whether or not knitted or crocheted	296	5 338	12 809	129 242
62121019	Other brassieres exc mastectomy bra,of cotton, whether ornot knitted or crocheted	266 411	1 309 658	11 065 997	52 826 531
62121091	Mastectomy bra (post breast surgery bra),of other textile,materials, whether or not knitted or crocheted	192 642	907 590	7 778 922	36 641 888
62121099	Oth brassieres exc mastectomy bra,of oth textile materials,whether or not knitted or crocheted	406 781	2 049 094	16 102 107	80 713 361
62122010	Girdles and panty-girdles,of cotton,whether or not knittedor crocheted	791	795	3 181	3 252
62122090	Girdles and panty-girdles,of other textile material,whetheror not knitted or crocheted	9 709	43 898	470 706	1 912 386
62123090	Corselettes,of other textile materials,whether or notknitted or crocheted	15 547	141 827	312 977	2 701 609
62129011	Compression garment of a kind use for the treatment of scartissue & skin grafts,of cotton,whether/not knitted/crocheted	5 077	14 939	217 713	731 278
62129019	Braces,suspenders,garters & similar & parts,whether or notknitted or crocheted,of cotton	1 197	16 822	30 893	844 529
62129091	Compression garment,use for treatment of scar tissue&skingraft,of oth textile material,whether/not knitted/crocheted	3 211	3 211	189 906	189 906
62129099	Braces,suspenders,garters & similar & parts,whether or notknitted or crocheted,of other textile materials	11 951	38 089	526 958	1 599 824

Tabel 3 : Ekspor Indonesia menurut Komoditi (Kode HS 8 digit)

Mei 2019

Kode H S	Uraian golongan barang	Berat bersih (Kg)		Nilai F.O.B. (U S \$)	
		Bulan ini	Kumulatif	Bulan ini	Kumulatif
(1)	(2)	(3)	(4)	(5)	(6)
62132010	Handkerchiefs, of cotton, printed by the traditional batik process	-	0	-	7
62132090	Handkerchiefs, of cotton, not printed by the traditional batik process	53	615	36	1 806
62139019	Handkerchiefs, of silk or silk waste, not printed by the traditional batik process	180	181	616	623
62139099	Handkerchiefs, of oth textile materials exc cotton/silk/silkwaste, not printed by the traditional batik process	-	38	-	239
62141010	Shawl,scarve,muffler,mantilla,veil & the like,of silk/silkwaste,printed by the traditional batik process	52	362	4 813	11 409
62141090	Shawl,scarve,muffler,mantilla,veil & the like,of silk/silkwaste,not printed by the traditional batik process	847	2 970	3 947	37 328
62142000	Shawls,scarves,mufflers,mantillas,veils & the like,of wool or fine animal hair	35	859	759	6 494
62143010	Shawl,scarve,muffler,mantilla,veil & the like,of syntheticfibres, printed by the traditional batik process	8	51	208	1 221
62143090	Shawl,scarve,muffler,mantilla,veil & the like,of syntheticfibres, not printed by the traditional batik process	1 838	12 617	23 900	257 004
62144010	Shawl,scarve,muffler,mantilla,veil & the like,of artificialfibres, printed by the traditional batik process	61	61	245	245
62144090	Shawl,scarve,muffler,mantilla,veil & the like,of artificialfibres, not printed by the traditional batik process	10 877	36 780	78 287	324 267
62149010	Shawls,scarves,mufflers,mantillas,veils & the like,of othertextile materials, printed by the traditional batik process	0	55	30	1 718
62149090	Shawls,scarves,mufflers,mantillas,veils & the like,of othertextile material,not printed by traditional batik process	10 811	44 162	49 727	351 888
62151010	Ties,bow ties & cravat,of silk or silk waste,printed by the traditional batik process	192	192	4 518	4 518
62151090	Ties,bow ties & cravat,of silk or silk waste,not printed by the traditional batik process	5	197	204	1 358
62152090	Ties,bow ties and cravats,of man-made fibres,not printed by the traditional batik process	-	50	-	1 495
62159090	Ties,bow ties and cravats,of other textile materials,not printed by the traditional batik process	-	30	-	189
62160010	Protective work gloves, mittens and mitts	85 662	297 259	3 104 528	10 209 133
62160091	Other gloves, mittens and mitts,of wool or fine animal hair	27	319	450	5 439
62160092	Other gloves, mittens and mitts,of cotton	109	214	2 356	2 872
62160099	Other gloves, mittens and mitts,of oth textile material excwool or fine animal hair or cotton	60 626	162 296	2 140 170	6 570 135
62171010	Judo belts, other than those of heading 62.12	-	56	-	582
62171090	Other clothing accessories except judo belts, other than those of heading 62.12	36 665	159 507	500 112	2 577 831
62179000	Parts of garments or of clothing accessories, other than those of heading 62.12	242	9 412	1 924	67 921
63011000	Electric blankets	450	1 155	3 456	7 507
63012000	Blankets (other than electric blanket) and travelling rugs,of wool or of fine animal hair	42	179	458	3 113
63013090	Blankets (other than electric blanket) and travelling rugs,of cotton,not printed by traditional process	963	4 744	8 638	42 993
63014010	Blankets (other than electric blanket) and travelling rugs,of nonwoven fabrics	275	1 676	6 811	31 935
63014090	Blankets (other than electric blanket) and travelling rugs,of synthetic fibres other than nonwoven fabrics	11 669	119 767	94 128	753 905
63019010	Other blankets and travelling rugs, of nonwoven fabrics	-	2 686	-	1 921
63019090	Other blankets & travelling rugs,of synthetic fibres other than nonwoven fabrics	25 118	133 834	479 715	1 433 052
63021000	Bed linen, knitted or crocheted	769	178 566	7 865	951 798
63022100	Bed linen; of cotton, printed, not knitted or crocheted	6 817	17 793	29 201	81 530
63022290	Other bed linen, printed, of man-made fibres, other than nonwoven fabrics	597	7 241	9 617	160 671
63022900	Bed linen; of textile materials (other than cotton or man-made fibres), printed, not knitted or crocheted	1 406	8 964	9 530	47 626
63023100	Bed linen; of cotton (not printed, knitted or crocheted)	7 713	38 177	51 870	275 968
63023210	Other bed linen,not printed/knitted/crocheted, of non woven fabrics	390	1 050	420	1 170

Tabel 3 : Ekspor Indonesia menurut Komoditi (Kode HS 8 digit)

Mei 2019

Kode H S	Uraian golongan barang	Berat bersih (Kg)		Nilai F.O.B. (U S \$)	
		Bulan ini	Kumulatif	Bulan ini	Kumulatif
(1)	(2)	(3)	(4)	(5)	(6)
63023290	Other bed linen,not printed/knitted/crocheted, of man-made fibres other than nonwoven fabrics.	3 294	37 417	12 910	164 132
63023900	Bed linen; of textile materials other than cotton or man-made fibres (not printed, knitted or crocheted)	432	6 512	238	36 023
63024000	Table linen, knitted or crocheted	134	345	1 009	2 177
63025110	Table linen, not knitted or crocheted, of cotton,printed bytraditional batik process	-	25	-	263
63025190	Table linen,not knitted/crocheted,of cotton,not printed bytraditional batik process	582	6 749	5 749	78 675
63025300	Table linen,not knitted/crocheted,of man-made fibres	119	571	1 570	7 746
63025990	Table linen, not knitted or crocheted, of other textilematerials except flax	64 642	285 199	636 409	2 770 193
63026000	Toilet linen and kitchen linen,of terry towelling/similarterry fabrics, of cotton	369 669	1 711 684	2 825 567	12 854 284
63029100	Toilet linen and kitchen linen,oth than of terry towellingor similar terry fabrics, of cotton	138	1 055	880	8 527
63029300	Toilet linen and kitchen linen,oth than of terry towellingor similar terry fabrics, of man-made fibres	-	1 180	-	35 634
63029990	Toilet linen and kitchen linen,oth than of terry towellingor similar terry fabrics, of other textile materials exc flax	264	1 889	425	44 250
63031200	Curtains (including drapes) & interior blinds;curtain/bedvalances, knitted/crocheted,of synthetic fibres	17 398	79 048	183 472	882 659
63031910	Curtains (including drapes) & interior blinds;curtain/bedvalances, knitted/crocheted,of cotton	371	3 145	4 047	39 129
63031990	Curtain (incl drapes)&interior blinds;curtain/bed valances,knitte/crochete,of oth textile material exc cotton/synthetic	388	7 705	1 223	29 826
63039100	Curtains (including drapes) & interior blinds;curtain/bedvalances,not knitted/crocheted,of cotton	2 122	131 550	38 024	688 583
63039200	Curtains (including drapes) & interior blinds;curtain/bedvalances,not knitted/crocheted,of synthetic fibres	64 159	364 938	615 450	3 475 395
63039900	Curtain (incl drape)&interior blind;curtain/bed valance,notknitte/crochete,of oth textile material exc cotton/synthetic	94 194	489 210	1 435 810	7 212 135
63041100	Bedspreads,excluding those of heading 94.04, knitted orcrocheted	899	1 285	22 745	34 598
63041910	Bedspreads,excluding those of heading 94.04,not knitted orcrocheted, of cotton	25	1 135	581	4 086
63041990	Bedspreads,excluding those of heading 94.04,not knitted orcrocheted, of oth cotton, woven	23 565	36 229	114 211	317 113
63042000	Bed nets specified in Subheading Note 1 to this Chapter	-	221	-	1 076
63049110	Mosquito nets, knitted or crocheted	1 978	5 472	8 649	45 471
63049190	Oth furnishing articles, excluding those of heading 94.04,knitted or crocheted	3 201	10 711	58 477	173 724
63049200	Furnishing articles; of cotton, not knitted or crocheted (excluding bedspreads and articles of heading no. 9404)	1 171	7 153	23 417	111 987
63049300	Furnishing articles; of synthetic fibres, not knitted or crocheted (excluding bedspreads and articles of heading no. 9404)	2 982	3 609	15 918	23 903
63049900	Furnishing articles; of textile materials other than cotton or synthetic fibres, not knitted or crocheted (excluding bedspreads and articles of heading no. 9404)	980	14 370	15 527	169 559
63051011	Sacks and bags, of a kind used for the packing of goods,new, of jute	-	19 776	-	11 672
63051019	Sacks and bags, of a kind used for the packing of goods,new,of oth textile bast fibres of heading 53.03, excl jute	24 348	89 122	36 128	134 291
63051029	Sacks and bags, of a kind used for the packing of goods,used, of oth textile bast fibres of heading 53.03, excl jute	20	508	896	3 535
63052000	Sacks and bags, of a kind used for the packing of goods,of cotton	13 212	71 927	88 220	492 361
63053220	Man-made textile materials,flexible intermediate bulkcontainers,knitted or crocheted	32 445	73 309	91 688	224 227

Tabel 3 : Ekspor Indonesia menurut Komoditi (Kode HS 8 digit)

Mei 2019

Kode H S	Uraian golongan barang	Berat bersih (Kg)		Nilai F.O.B. (U S \$)	
		Bulan ini	Kumulatif	Bulan ini	Kumulatif
(1)	(2)	(3)	(4)	(5)	(6)
63053290	Man-made textile materials,flexible intermediate bulkcontainers,woven	518 085	2 569 127	2 311 569	11 733 039
63053310	Other sacks&bags,use for packing of good,of polyethylene orpolypropylene strip/the like,knitted or crocheted	161 350	860 057	320 627	1 590 271
63053320	Other sacks&bags,use for packing of good,of polyethylene orpolypropylene strip/the like,of woven fabric of strip	454 876	2 035 381	1 092 297	4 933 322
63053390	Other sacks&bags,use for packing of good,of polyethylene orpolypropylene strip,not knitte/crochete,of woven of strip	850 993	4 077 166	1 984 199	9 504 987
63053910	Other sacks&bags,use for packing of good,of man-madetextile materials,nonwoven	750	6 444	7 606	50 509
63053990	Other sacks & bags,use for packing of good,of man-madetextile materials,woven, not knitted or crocheted	223	1 219	461	5 272
63059090	Other sacks&bags,use for packing of good,of other textilematerial oth hemp/coconut (coir) of heading 53.05	599	3 312	1 426	20 206
63061200	Tarpaulins, awnings & sunblinds of synthetic fibres	1 015	4 141	48 746	176 925
63061910	Tarpaulins, awnings & sunblinds of oth vegetable textilefibres	153	168	875	890
63061920	Tarpaulins, awnings & sunblinds of cotton	387	387	1 385	1 385
63061990	Tarpaulins, awnings & sunblinds of oth textiles materials,oth than vegetable fibres textile /cotton	1 621	70 267	3 238	184 158
63062200	Tents of synthetic fibres	-	5 786	-	54 579
63062910	Tents of oth textiles of cotton	-	1	-	100
63062990	Tents of oth textiles, oth than cotton	5 769	11 792	48 773	94 135
63063000	Sails for boats	150	504	3 800	4 755
63064010	Pneumatic mattresses of cotton	926	2 763	7 841	22 569
63064090	Pneumatic mattresses oth than cotton	10 879	12 201	11 595	15 440
63069091	Camping goods of woven of cotton	1 181	3 454	17 109	27 454
63069099	Camping goods of woven oth than cotton	16 298	82 502	459 590	2 274 348
63071010	Floor-cloths,dish cloths,dusters&similar cleaning cloths ofnonwoven other than felt	158	492	3 592	16 302
63071020	Floor-cloths,dish cloths,dusters&similar cleaning cloths offelt	20	100	10	28
63071090	Floor-cloths,dish cloths,dusters&similar cleaning cloths ofwoven oth than felt	41 052	239 134	323 492	1 685 583
63072000	Life-jackets & life-belts	378	4 646	57 019	191 871
63079030	Umbrella covers in pre-cut triangular form	106	343	332	12 679
63079040	Surgical masks	32 232	116 369	156 522	676 600
63079061	Safety harnesses safety suitable for industrial use	36	116	668	1 902
63079069	Safety harnesses suitable not for industrial use	1	2 741	157	46 491
63079070	Fans and handscreens	418	3 834	631	34 684
63079080	Laces for shoes,boots,corsets & the like	517	1 684	16 472	39 251
63079090	Oth made up articls excl umbrella covers/surgical masks/safety harnesses/fans&handscreens/laces shoes,boots,corsets	134 522	570 627	659 522	5 684 251
63080000	Sets,consist of woven fabric&yarn whether/not w/accessories similar textiles articles for retail	-	684	-	594
63090000	Worn clothing & oth worn articles	79 739	320 356	169 662	554 031
63101010	Used/new rags, sorted	78 080	182 516	11 203	20 899
63101090	Scrap twine/cordage/rope/cables worn out articles of those,sorted	160 616	730 655	234 376	1 498 434
63109010	Used/new rags,unsorted	48 000	584 044	15 272	155 324
63109090	Scrap twine/cordage/rope/cbles worn out articles of those,unsorted	340	13 387	828	2 887
64011000	Waterproof footwear incorp protective metal toe-cap withouter soles	8 126	8 764	41 834	50 652
64019200	Footwear; waterproof, covering the ankle (but not the knee), rubber or plastic outer soles and uppers (not assembled by stitch, rivet, nail, screw, plug or similar)	139 142	318 280	1 547 750	3 643 619
64019910	Oth waterproof footwear,not covering the ankle but not covering the knee,with outer	-	510	-	277
64019990	Oth waterproof footwear w/outer soles plastic by stiching,riveting, nailing screwing, plugging or similar processes.	13 317	52 967	13 125	59 779
64021200	Ski-boots/cross-country ski-footwear/snowboard boot w/outersoles&upper of rubber/plastic	22 761	24 826	664 297	732 975
64021990	Sports footwear excl Ski-boots, cross-country ski footwear & snowboard boots and Wrestling footwear	985 333	5 563 318	17 197 959	90 208 574

Tabel 3 : Ekspor Indonesia menurut Komoditi (Kode HS 8 digit)

Mei 2019

Kode H S	Uraian golongan barang	Berat bersih (Kg)		Nilai F.O.B. (U S \$)	
		Bulan ini	Kumulatif	Bulan ini	Kumulatif
(1)	(2)	(3)	(4)	(5)	(6)
64022000	Footwear with upper straps/thongs assembled to the sole by means of plugs	67 055	737 540	1 309 821	15 442 162
64029110	Diving boots oth footwear with upper straps/thongs assembled to the sole by covering the ankle	3 845	6 359	57 161	106 971
64029199	Oth footwear covering the ankle excl diving boot with upperstraps/thong assembled to sole by means of plugs	30 134	110 707	606 268	2 043 479
64029910	Oth diving boot not cover the ankle incorp protective metal toe-cap, rubber/plstc	47 410	874 524	626 990	10 502 141
64029990	Oth footwear not cover the ankle¬ incorp protct mtl toe-cap, rubber/plstc	777 683	3 453 623	10 625 322	49 797 424
64031200	Ski-boots, cross-country ski footwear&snowboard boot, w/upper of leathers	743	744	19 563	19 584
64031910	Sports footwear fitted with spikes, cleats/the like with upper leathers	820 902	5 724 917	14 862 043	113 052 148
64031920	Sports footwear for riding boots, bowling shoes with upper leathers	5	15	226	271
64031930	Sports footwear for wrestling, weight lifting/gymnastics with upper leathers	-	30	-	100
64031990	Sports footwear not fitted with spikes/bowling/wrstling/weight lifting/the like w/upper leathers	3 627 503	17 926 073	76 666 227	372 796 511
64032000	Footwear with outer soles of leather, uppers of leather straps accros, instep big toe	465	8 526	9 692	164 490
64034000	Footwear; with metal toe-cap, outer soles of rubber, plastics, leather or composition leather, uppers of leather	664 675	2 663 020	7 700 404	34 631 976
64035100	Footwear; n.e.c. in heading no. 6403, with outer soles and uppers of leather, covering the ankle	-	14 616	-	9 641
64035910	Bowling shoes oth footwear with outer sole of leather not covering the ankle	34	34	1 637	1 637
64035990	Oth footwear with outer sole of leather not covering the ankle	216 070	649 906	5 987 097	16 365 227
64039120	Ridding boots without outer soles of leather covering the ankle	-	60	-	242
64039190	Oth of ridding boots without outer soles of leather covering the ankle	655 586	1 520 964	15 732 839	34 592 981
64039910	Footwear made on a base/platform of wood not having innersole/protective metal toe cap, not covering the ankle	3 541 979	17 787 330	58 928 288	300 776 597
64039920	Bowling shoes without outer soles of leather not covering the ankle	828	1 699	9 784	16 684
64039990	Oth of ridding boots without outer soles of leather not covering the ankle	1 271 157	6 083 610	27 392 716	131 560 734
64041110	Sports footwear with outer sole rubbr/plstc, with spike/cleat	-	968	-	23 499
64041190	Sports footwear not fitted with spikes/wrstling/weightlifting/the like oth	4 573 202	23 505 514	97 232 045	476 212 311
64041900	Footwear; (other than sportswear), with outer soles of rubber or plastics and uppers of textile materials	2 767 655	10 497 254	57 977 507	222 795 856
64042000	Footwear; outer soles of leather or composition leather, uppers of textile materials	3 588	11 002	61 684	342 916
64051000	Footwear; with uppers of leather or composition leather, n.e.c. in chapter 64	19 572	85 132	1 034 211	4 111 659
64052000	Footwear; with uppers of textile materials, n.e.c. in chapter 64	7 419	65 275	37 874	430 158
64059000	Footwear; n.e.c. in chapter 64	79 918	356 684	268 985	2 119 154
64061010	Uppers & parts thereof, oth than stiffeners of metal toe-caps	2 590	5 243	30 548	98 754
64061090	Uppers&parts thereof, oth than stiffeners¬ fitted with metal toe-cap	176 698	740 574	7 728 875	33 334 158
64062010	Parts of footwear with outer soles & heels, of rubber	58 511	334 699	712 453	4 076 432
64062020	Parts of footwear with outer soles & heels, of plastics	20 724	138 318	440 014	2 225 772
64069010	Parts of footwear of wood	372	23 937	6 449	105 538
64069021	Oth parts of footwear of metal of iron/steel	309	4 359	1 636	12 584
64069031	Oth parts of footwear of rubber/plastic in-soles	80 381	364 499	1 161 100	4 378 216
64069032	Oth parts of footwear of rubber/plastic complete-soles	-	1	-	0
64069033	Oth parts of footwear of rubber/plastic oth of plastics	-	580	-	13 900
64069039	Oth parts of footwear of rubber/plastic out-soles	4 603	75 580	172 695	984 296
64069091	Oth parts of footwear of oth materials for gaiters/leggings and similar articles and parts thereof	3 387	13 946	61 641	317 116

Tabel 3 : Ekspor Indonesia menurut Komoditi (Kode HS 8 digit)

Mei 2019

Kode H S	Uraian golongan barang	Berat bersih (Kg)		Nilai F.O.B. (U S \$)	
		Bulan ini	Kumulatif	Bulan ini	Kumulatif
(1)	(2)	(3)	(4)	(5)	(6)
64069099	Oth parts of footwear of oth materials not for gaiters/leggings/and similar articles and parts thereof	71 375	288 984	853 554	3 860 077
65010000	Hat-forms/bodies, hood of felt, not block shape, not brims,plateaux,manchons (including slit manchons), of felt.	6 594	31 704	8 742	68 561
65020000	Hat-shapes, plaited by assembling strip of any material,neither block shape,nor w/made brims,nor lined,nor trimmed	192	1 526	4 920	26 193
65040000	Hats & oth headgear/plaited by assembling strips of any materials, whether or not lined or trimmed.	8 790	63 370	112 553	667 988
65050010	Hats & oth headgear of a kind used for religious purposes,knitted/crocheted	33 310	151 136	91 106	359 405
65050020	Hair-nets of any materials	326	366	5 218	7 183
65050090	Oth hats&oth headgear,not for hair-nets/religious purposes,knitted/crochet	148 999	815 346	2 458 120	16 764 512
65061010	Helmets for motorcyclists whether/not lined/trimmed	106 461	497 112	1 560 788	6 895 395
65061020	Industrial safety & firefighters helmets, excl steel helmetwhether/not lined/trimmed	3	148	1 902	2 889
65061030	Steel helmets safety	-	2	-	30
65061090	Oth safety headgear, not for motocyclist/industrial/firefighters/steel helmets/water polo	3 920	15 116	32 023	110 865
65069100	Headgear; (other than safety headgear), of rubber or plastics, whether or not lined or trimmed	152	1 173	6 163	53 134
65069990	Oth headger of oth materials, not furskin	152 328	538 998	571 326	1 967 996
65070000	Head-band, lining, cover, hat foundation, hat frame, peak&chinstrap,for headgear	1 392	8 307	44 427	134 014
66011000	Garden/similar umbrellas	14 398	80 633	132 292	812 947
66019100	Umbrellas & sun umbrellas having a telescopic shaft	-	4 455	-	13 563
66019900	Umbrellas & sun umbrellas not having a telescopic shaft	18 991	42 356	18 163	58 902
66020000	Walking-sticks, seat-sticks, whips, riding crops & the like	13 244	109 912	37 572	176 787
66032000	Umbrella frames, including frames mounted on shafts(sticks)	2 400	2 400	5 250	5 250
66039010	Parts,trimmings&acc for articles of Umbrellas&sun umbrellas(incl walking stick umbrellas,garden&similar umbrellas).	183	2 593	1 927	23 850
66039020	Parts,trimmings&accessories for articles of Walking-sticks,seat-sticks,whips,riding-crops&the like.	18	28	344	516
67010000	Skin&oth part of bird w/ feathr/down,feathr,part of feathr	2 764	9 067	43 416	142 470
67021000	Artificial flower,foliage,fruit & parts thereof of plastics	601	613	3 490	4 040
67029010	Artificial flower, foliage, fruit & parts thereof of paper	21	355	147	174
67029020	Artificial flower, foliage, fruit&parts thereof of textilesmaterilas	288	1 194	224	1 313
67029090	Artific flower,foliage,fruit&partsthereof of oth materials, not paper/txtil	9 591	30 704	130 173	410 975
67030000	Human hair, dressed, thinned, bleached, othwise worked forwigs/the like	4 158	16 705	212 139	769 465
67041100	Complete wigs of synthetic textiles materials	501 269	2 440 541	13 596 686	61 400 966
67041900	False beards, eyebrows, eyelashes,switches of synthetic textiles materials	271 257	1 090 025	8 262 459	34 264 330
67042000	Wigs, false beards, eyebrows,eyelashes of human hair	56 025	257 565	8 670 246	39 910 694
67049000	Wigs, false beards, eyebrows,eyelashes,of oth materials	63 600	464 046	7 056 641	31 367 705
68010000	Setts,curbstones&flagstones,of naturals stone(except slate)	570 933	3 021 225	329 610	1 546 511
68021000	Tiles,cubes,similar articles,square<7 cm,artif colored,chipping&powder	504 143	1 927 666	371 499	1 376 546
68022100	Marble, travertine and alabaster; simply cut or sawn, with a flat or even surface	992 203	3 594 558	595 511	2 688 096
68022300	Granite; articles thereof, simply cut or sawn, with a flat or even surface	4 905	7 830	230	15 733
68022910	Oth monumental/building stone of oth calcareous stone, simply cut/sawn	100	499	152	1 364
68022990	Oth monumental/building stone of oth than calcareous stone, simply cut/sawn with a flat surface	1 908 238	7 287 511	1 459 538	5 527 694
68029110	Oth article monumental/building of marble	272 918	1 102 194	252 193	1 237 953
68029190	Oth article monumental/building of travertine & alabaster	43 918	157 795	51 544	215 520
68029310	Oth article monumental/building of granite with polishedslabs	625	4 408	1 053	11 983
68029390	Oth article monumental/building oth of granite	180 269	883 412	216 423	1 037 919

Tabel 3 : Ekspor Indonesia menurut Komoditi (Kode HS 8 digit)

Mei 2019

Kode H S	Uraian golongan barang	Berat bersih (Kg)		Nilai F.O.B. (U S \$)	
		Bulan ini	Kumulatif	Bulan ini	Kumulatif
(1)	(2)	(3)	(4)	(5)	(6)
68029900	Stone; natural (excl. marble, travertine, alabaster, other calcareous stone or granite), monumental/building stone, (oth simply cut/sawn, with a flat/even surface)	2 442 578	8 662 388	1 935 855	6 711 804
68041000	Millstones&grindstones for millng,grinding/pulping grinding&pulping	376 613	1 638 836	1 277 908	5 606 703
68042100	Millstones, grindstones, grinding wheels and the like; of agglomerated synthetic or natural diamond	6 557	25 154	567 617	2 924 346
68042200	Millstones, grindstones, grinding wheels and the like; of other agglomerated abrasives or of ceramics	8 413	13 465	25 758	84 794
68042300	Millstones, grindstones, grinding wheels and the like; of natural stone	8 210	75 228	19 192	134 134
68043000	Hand sharpening/polishing stones	303	1 005	1 458	6 177
68051000	Natural/artificial abrasive powder/grain on a base of woventextile fabric only	21 239	126 134	162 752	885 379
68052000	Natural/artificial abrasive powder/grain on a base of paper/paperboard	7 478	32 326	65 992	250 995
68053000	Natural/artificial abrasive powder/grain on a base of oth materials	-	31 526	-	181 993
68061000	Slag wool, rock wool & similar mineral wools in bulk/sheets/rolls	268 430	2 312 490	336 744	2 483 798
68069000	Mixture & article of heat/sound insulating/sound absorbmineral waters	10 011	51 450	19 178	80 512
68071000	Articles of asphalt/of similar material in rolls	-	6 988	-	10 860
68079010	Articles of asphalt/of similar material of tiles, not in rolls	4 425	6 910	2 377	3 379
68079090	Articles of asphalt/similar material of oth tiles,not in rolls	445 900	737 966	180 400	338 493
68080020	Roofing tiles,panels,boards,blocks&similar articles of coirfibres/straw	-	4 891	-	379
68080030	Panels, boards, blocks and similar articles	16 261	16 914	2 282	3 327
68080090	Chips,particles,sawdust/oth waste of wood,agglomer withcement/plaster	82 049	868 149	227 391	1 003 807
68091100	Board,sheet,panels,tiles&similr,not ornmnted reinforcew/paper/board only faced/reinforced w/paper/paperboard only	3 556 935	10 973 319	641 278	2 102 470
68091990	Oth articles of plaster/compositions based on plaster of oth tiles	32 027	211 625	11 904	307 998
68099090	Oth articles of plaster/cmpositions based on plaster,notdental moulds	2 431	4 310	430	546
68101100	Building blocks & bricks	1 007 185	5 788 267	63 629	376 066
68101910	Tiles, reinforced or not	1 227 475	4 628 809	266 105	1 012 400
68101990	Flagstones, reinforced or not	2 483 162	6 543 578	1 260 957	3 464 136
68109100	Prefabricated structural components for building or civilengineering	329	3 342	516	1 612
68109900	Cement, concrete/artificial stone; articles (oth prefabricated structural components for building/civil engineering), whether or not reinforced, n.e.c. in heading no. 6810	18 319 269	148 549 933	1 573 957	10 217 970
68114010	Corrugated sheets containing asbestos	688 946	1 718 161	133 720	342 460
68114021	Floor or wall tile containing asbestos	-	595	-	1 383
68114022	Other sheets,panels,tiles&similar articles for roofingfacing/partitioning containing asbestos	-	1 300	-	678
68114029	Oth sheets,panel,tile&similr artccls containing asbstos for roofing oth than Floor/wall tiles containing plastic&roofing,facing/partitioning	85 922	96 026	45 812	55 336
68114030	Tubes or pipes containing asbestos	-	848	-	11 600
68114090	Oth articles of asbestos cement	12 732	66 341	6 292	34 184
68118100	Corrugated sheets not containing asbestos	1 062 720	4 132 800	227 220	883 212
68118210	Floor or wall tiles containing plastics not containing asbestos	-	20	-	502
68118220	Other sheets,panels,tiles&similar articles for roofingfacing/partitioning not containing asbestos	-	309 116	-	57 696
68118290	Oth sheets,panels,tile&similr artccls not cntaining asbstosroof oth than floor/wall tiles contain plastic&roofing,partitioning	8 283 669	29 787 098	1 630 215	5 991 935
68118990	Oth artccls,used for building constructionnot containing asbestos,not tubes/pipes/Other,kind used building construction	327 108	1 484 983	81 939	387 231
68128020	Clothing of crocidolite fibres	27	315	130	3 857
68128050	Cloth accessories,footwear&headgear fabricated crocidolite fibres	7	42	45	230

Tabel 3 : Ekspor Indonesia menurut Komoditi (Kode HS 8 digit)

Mei 2019

Kode H S	Uraian golongan barang	Berat bersih (Kg)		Nilai F.O.B. (U S \$)	
		Bulan ini	Kumulatif	Bulan ini	Kumulatif
(1)	(2)	(3)	(4)	(5)	(6)
68128090	Oth articles of crocidolite fibres	18	211	85	3 281
68129190	Clothing accessories, footwear & headgear of oth crocidolite fibres	-	163	-	989
68129920	Floor/wall tiles of fabricated asbestos (oth crocidolite)	4 350	9 345	8 479	9 748
68129990	Oth fabricat asbes fibres of oth croci, not fabricate/floor/wall tiles	56	32 235	4 829	41 377
68132010	Brake lining & pad of friction material & articles, containing asbestos	20	3 911	620	18 501
68132090	Oth thn brake lining & pad of friction material & article, containing asbestos	-	34	-	411
68138100	Brake lining & pad of friction material & article, containing asbestos	63 987	298 374	465 318	2 090 693
68138900	Friction material and articles thereof not mounted; for clutches, with a basis of mineral substances or cellulose	9 562	90 022	169 988	1 219 377
68141000	Plates, sheets, strips, of agglomerated or reconstituted mica, whether or not on a support	0	541	361	1 424
68149000	Mica; worked mica and articles of mica (excluding plates, sheets and strips) whether or not on a support of paper, paperboard or other materials	731	5 936	1 449	42 217
68151010	Yarn/thread non-electrical articles graphite/ oth carbon	100 405	226 095	629 780	1 220 182
68151020	Bricks, paving slabs, floor tiles, etc non electrical articles graphite/carbon	223 419	828 528	172 443	608 766
68151091	Carbon fibres, etc non electrical articles graphite/carbon	38 250	58 432	19 981	32 396
68151099	Oth non electrical articles graphite or carbon	15 793	133 569	84 170	406 530
68159100	Articles of stone, contents magnesite, dolomite/chromite	-	948	-	8 521
68159900	Stone articles and articles of other mineral substances; n.e.c. or included in heading no. 6815	401 069	2 321 425	402 630	1 773 063
69010000	Bricks, blocks, tiles & oth ceramic goods of siliceous fossil meals/ of similar siliceous earths	158 940	634 557	52 615	215 620
69022000	Goods of siliceous cont by weight, singly/ together alumina, silika, or mixture >50%	177 968	586 636	48 072	151 430
69029000	Goods of siliceous cont by weight, of oth metals compound	180 583	1 461 890	49 249	320 837
69031000	Refractory ceramic goods; containing by weight +50% of graphite/ other forms of carbon or of a mixture of these products, excl those of siliceous fossil meals/ similar earths	0	3	578	587
69032000	Refractory ceramic goods; containing by weight +50% of alumina/ of a mixture or compound of alumina & of silica, excl those of siliceous fossil meals or similar earths	1 140	1 390	5 010	5 698
69039000	Refractory ceramic goods; composition of which n.e.c. in heading no. 6903, other than those of siliceous fossil meals or similar earths	9 596	41 917	81 206	184 881
69041000	Ceramics building bricks	3 600	127 596	360	15 158
69049000	Flooring blocks, support/ filler tiles & the like	230 793	1 164 147	67 815	414 214
69051000	Roofing tiles of ceramic	392 066	1 061 505	90 352	228 245
69059000	Chimney-pot, cowl, chimney liner, architect ornament & oth ceramic constr	8 799	24 442	3 134	21 292
69072110	Lining tiles of a kind use for grinding mills, unglazed, water absorption coeff by weight <= 0.5 %	5	2 230	196	1 044
69072121	Flag & paving, hearth/ wall tile, oth than of subhead 6907.30 & 6907.40 water absorption coeff by weight <= 0.5 %	-	32	-	45
69072122	Ceramic, wall tile, unglaze, large surface area capablesquare side < 7 cm water absorption coeff by weight <= 0.5 %	19 784	39 919	11 214	21 790
69072123	Paving, wall tiles, glaze, largest surface area capablesquare side < 7 cm water absorption coeff by weight <= 0.5 %	-	22 500	-	5 858
69072124	Ceramic, wall tiles, glaze, large surface area capablesquare side < 7 cm water absorption coeff by weight <= 0.5 %	49 580	100 787	10 327	20 897
69072191	Paving, wall tiles, unglaze, large surface area capablesquare side > 7 cm water absorption coeff by weight <= 0.5 %	386 282	4 333 564	133 022	1 508 191
69072193	Paving, wall tiles, glaze, large surface area capablesquare side > 7 cm water absorption coeff by weight <= 0.5 %	1 622 502	9 499 352	790 719	4 866 815
69072194	Ceramic, wall tiles, glaze, large surface area capablesquare side > 7 cm water absorption coeff by weight <= 0.5 %	9 125 815	30 860 829	2 116 627	7 289 712
69072213	Paving, wall tiles, glaze, large surface area capable square side < 7 m water absorp 0.5% < coeff weight <= 10%	144 576	1 400 154	35 751	309 052
69072291	Paving, wall tiles, unglaze, large surface which capable square side > 7 cm of water absorp 0.5% < coeff weight <= 10%	-	211 200	-	40 550

Tabel 3 : Ekspor Indonesia menurut Komoditi (Kode HS 8 digit)

Mei 2019

Kode H S	Uraian golongan barang	Berat bersih (Kg)		Nilai F.O.B. (U S \$)	
		Bulan ini	Kumulatif	Bulan ini	Kumulatif
(1)	(2)	(3)	(4)	(5)	(6)
69072293	Pving,wall tiles,glaze , largst surfce area capable square side>7cm of waterabsorp 0.5%<coeff weight<=10%	1 976 640	7 040 391	374 655	1 363 952
69072294	Ceramic,wall tiles,glaze ,large surface area capable square side>7cm of water absorp 0.5%<coeff weight<=10%	2 944 358	14 048 049	675 686	3 157 097
69072313	Paving,wall tiles,glaze ,large surface area capable square side<7 cm of water absorp coeff weight>10%	5 543 742	23 749 734	1 176 094	5 266 622
69072393	Paving,wall tiles,glaze ,large surface area capable square side>7 cm of water absorp coeff weight>10%	1 165 228	3 428 779	275 931	821 088
69072394	Ceramic,wall tiles,glaze ,large surface area capble square side>7cm of water absorp coeff weight>10%	989 260	3 607 461	347 245	1 265 080
69073099	Mosaic cubes&the like,oth than subheading 6907.40 glazedlargest surface of capable being enclosed square side<7 cm	2 845	16 151	2 203	4 669
69074021	Finishing ceramics of other articles,having largest surfacearea visible after mounting is not exceeding 49 cm2 Unglazed	-	178	-	3 142
69074091	Other finishing ceramics unglazed	1 473 419	5 401 667	421 141	1 547 453
69074092	Other finishing ceramics glazed	41 495	124 733	19 214	56 375
69091100	Ceramic of porcelain/china for laboratory,chemical/oth tech	301 968	2 118 875	1 265 377	8 448 226
69091900	Ceramic wares; for laboratory, chemical or other technical uses, other than articles having a hardness equivalent to 9 or more on the Mohs scale or of porcelain or china	462 038	3 721 107	4 401 820	38 029 537
69099000	Ceramic wares; pots, jars & similar articles of a kind used for the conveyance/packing of goods & ceramic troughs, tubs & similar receptacles used in agriculture	22 278	173 595	26 773	290 940
69101000	Ceramic sinks,wash basins,wash basin of porcelain/china	763 430	4 252 299	2 017 515	11 011 764
69109000	Ceramic sinks,wash basins,wash basin of oth thn porcelain/china	77 181	324 337	112 932	483 836
69111000	Tablewre&kitchenware of porclain/china	1 262 097	5 568 444	6 814 834	30 509 769
69119000	Household and toilet articles; n.e.c. in heading no. 6911, of porcelain or china	20 460	75 867	93 005	333 991
69120000	Tableware&kitchenware,oth household toilet art,oth thanporcelain/china	749 310	2 988 805	2 077 146	8 847 066
69131090	Oth thn ornamental cigarette box&ashtray of porcelain/china	43 557	191 023	79 876	298 571
69139010	Ornamental cigarette box&ashtray of oth thn porcelain/china	-	10	-	1 009
69139090	Oth thn ornamental cigarette box&ashtray of oth porcelain/china	167 268	532 265	715 609	2 509 932
69141000	Ceramic articles n.e.c. in chapter 69; of porcelain or china	116 552	318 043	436 197	1 232 408
69149000	Ceramic articles n.e.c. in chapter 69; other than of porcelain or china	256 920	1 091 900	333 231	1 636 403
70021000	Glass in balls	-	300	-	3 365
70023110	Fused quartz/oth fused silica for vacuum tubes	-	500	-	294
70023190	Oth of fused quartz/oth fused silica for vacuum tubes	4	425	2	19 350
70023910	Oth glass in tubes,used to manufactur vacuum tubes	-	1	-	177
70023990	Oth glass having linear coeff. 0-300c oth thn vacum&boro silict glas tube	3	7 576	412	52 759
70031220	Cast&rolled glass,non-wired sheet,colour,opacified,flushed reflecting/non layer,in squares shape,not optical glass	250	703	70	120
70031290	Other cast&rolled glass,non-wired sheet,coloured,opacified, flashed,reflecting layer/non layer	10 908	20 517	15 013	45 148
70031910	Cast&rolled glass,non-wired sheet,optical glass,not optically worked	-	4	-	1 922
70031990	Cast&rolled glass,non-wired sheet,in squares shape,not optical glass	-	97 515	-	64 322
70032010	Cast glass and rolled glass,wired sheets insquares/rectangular shape including 1 or more corners cut	-	25	-	104
70033010	Cast glass and rolled glass, profiles in squares/rectangular shape including 1 or more corners cut	515	2 081	105	1 012
70033090	Other cast glass and rolled glass in profiles	461	1 021	831	3 063
70042010	Optical drawn,blown glass,not optically worked opacified,flushed,absorbent	-	123	-	263
70042090	Optical drawn,blown glass,optically worked,flashd,opacified absorbent	1 580	6 810	13 442	46 144
70049090	Oth optical drawn,blown glass,optically worked,flushed,opacified,absorbent	20 211	106 327	31 982	158 803
70051010	Optical float glass,not optically worked,flushed,opacified,absorbent	5 683 945	26 308 346	1 744 772	8 193 301

Tabel 3 : Ekspor Indonesia menurut Komoditi (Kode HS 8 digit)

Mei 2019

Kode H S	Uraian golongan barang	Berat bersih (Kg)		Nilai F.O.B. (U S \$)	
		Bulan ini	Kumulatif	Bulan ini	Kumulatif
(1)	(2)	(3)	(4)	(5)	(6)
70051090	Oth non-wired glass,absorbent reflecting/non-reflectinglayer	2 452 066	10 553 067	1 615 681	6 803 413
70052110	Oth non-wired glass,colored,opacified optical glass,notoptically worked	6 622 059	32 952 801	2 271 655	11 360 498
70052190	Oth non-wired glass,colored,optically worked,flushed,opacified	18 033 022	66 063 838	7 088 779	26 091 984
70052990	Oth non-wired glass,not colored,optically worked	1 894 570	7 254 479	540 118	2 112 221
70053000	Float glas&surface ground/polish glas,wired glass	36 285	79 796	114 246	217 091
70060090	Optical glass,optically worked for glass of heading70.03,70.04,70.06	20 334	106 044	40 281	204 880
70071110	Toughened(tempered)safety glass suitable for vehicles ofchapter 87	222 737	926 512	713 785	2 686 937
70071120	Toughend(temperd)safy glas suitabl for aircraft,spacecraftof chap 88	80	80	12 600	12 600
70071990	Toughened(tempered)safety glass suitable for oth machinery0	109 149	456 741	188 462	601 557
70072110	Laminated safety glass suitable for vehicles of chapter 870	354 843	1 664 669	840 127	4 096 246
70072990	Laminated safety glass suitable for oth machinery	51 916	119 094	41 181	119 954
70080000	Multiple-walled insulating units of glass	6 457	54 950	19 188	155 698
70091000	Rear-view mirrors for vehicles	23 865	122 542	373 946	1 380 704
70099100	Glass mirros, unframed	665 587	5 024 874	444 907	3 285 094
70099200	Glass mirros, framed	159 858	717 879	775 249	3 130 309
70101000	Ampoules of glass	31 877	125 061	327 026	1 332 273
70102000	Stoppers, lids & oth closures of glass	1 119	12 631	589	23 710
70109010	Carboys & demijohns	12	62	188	238
70109040	Bottles&vials for antibiotics,serums,oth injectables,intravenous infus	166 501	817 007	1 167 758	5 643 577
70109099	Oth bottle intravenous fluid of a capacity not exceeding 1	2 854 166	9 032 772	1 287 688	4 148 020
70111010	Glass envelops for electric lighting, stem	-	61	-	1 481
70111090	Glass envelops for electric lighting, oth than stem	-	4	-	603
70112000	Glass envelops for cathode-ray tubes	200	1 394	2 442	13 740
70119000	Glass envelopes (including bulbs and tubes); open, and glass parts thereof, without fittings, other than for electric lighting and cathode-ray tubes	-	16	-	887
70131000	Glassware of a kind used for table,kitchen, toilet,office of glass-ceramic	147 833	788 631	146 912	787 083
70132200	Stemware drinking glasses,oth thn glass ceramics,of leadcrystal	598	1 511	6 406	15 794
70132800	Stemware drinking glasses,neither glass-ceramics nor leadcrystal	166 306	718 689	116 280	575 272
70133300	Glassware; drinking glasses (not stemware), of lead crystal	150	937	236	1 336
70133700	Glassware; drinking glasses (not stemware), other than of lead crystal or glass-ceramics	141 245	954 652	125 506	679 985
70134200	Glassware for table not drinking glass)ktchn,linear coef<5x106/Kelvin,0-3000C	-	21 949	-	20 712
70134900	Glassware of a kind used for table or kitchen purposes (not drinking glasses or of glass-ceramics), of glass n.e.c. in item no. 7013.4	4 576 628	19 857 994	3 274 006	13 505 147
70139100	Glassware; n.e.c. in heading no. 7013, of lead crystal	-	145	-	3 654
70139900	Glassware; n.e.c. in heading no. 7013, other than of lead crystal	347 405	1 823 651	907 921	4 675 739
70140090	Other signalling glassware&optical elements of glass,not optically worked	10	65	1 242	6 113
70151000	Glasses for corrective spectacles	184	505	814	2 235
70159010	Clock or watch glasses	-	6	-	165
70159090	Glasses for non-corrective spectacles; hollow glass spheres&their segments	-	3	-	50
70161000	Glass cubes&oth glass smallwares,for mosaics/decorative purposes	563	7 997	83 692	179 481
70169000	Multicellular or foam glass; in blocks, panels, plates, shells or similar forms; paving blocks, slabs, bricks and other articles of pressed or moulded glass	2 261 302	9 202 190	936 263	3 927 473
70171090	Laboratory/pharmaceutical glass of fused quartz/oth fusedsilica; other	1	2	2	3
70172000	Laboratory,hygienic/pharmaceutical w/coef< 5x106/kelvin,0-3000c	10 461	27 137	151 038	481 049

Tabel 3 : Ekspor Indonesia menurut Komoditi (Kode HS 8 digit)

Mei 2019

Kode H S	Uraian golongan barang	Berat bersih (Kg)		Nilai F.O.B. (U S \$)	
		Bulan ini	Kumulatif	Bulan ini	Kumulatif
(1)	(2)	(3)	(4)	(5)	(6)
70179000	Laboratry,hygienic/pharmaceutical glasswre,nor fused quartz/fused silica	7 757	37 882	132 855	777 514
70181010	Glass beads	1 600	20 778	37 992	363 838
70181090	Imitation pearls, imitation precious/semi-precious stonesand similar glass smallwares	1 227	9 998	973	67 446
70189010	Glass eyes of glass microspheres<=1 mm in diameter	0	148	0	1 102
70189090	Glass eyes,not prsthtc artcls,ornamnt of lamp-worked glass,not imittn jewellery	3 660	6 924	42 372	53 939
70191100	Chopped strands,of a length <= 50 mm	-	1	-	1 245
70191200	Rovings of glass fibres	-	429 482	-	340 992
70191990	Sliver of glass fibres	2 402	6 797	59 856	162 070
70193100	Mats of glass fibres	44 543	175 643	1 333 060	2 300 557
70193990	Mattresses,boards&similar nonwoven products of glass fibres	61	856	1 616	1 861
70195200	Glass fibres; woven fabrics (oth of rovings), of a width exceeding 30cm, plain weave, weighing less than 250g/m2, of filaments measuring per single yarn not +136 tex	80	8 356	1 025	90 481
70195900	Glass fibres; woven fabrics (other than of rovings), n.e.c. in item no. 7019.5	5	27	29	90
70199010	Glass fibres (including glass wool)	6 049	19 389	47 087	154 626
70199090	Other article of glass fibres	10 031	34 437	64 768	176 452
70200011	Glass moulds for the manufacture of acrylic goods	3 541	10 312	18 033	31 820
70200019	Glass moulds for other purposes	30 163	117 096	58 624	437 429
70200020	Quartz reactor tubes&holders designed for production ofsemiconductor wafers	-	7	-	712
70200090	Other articles of glass.	33 760	166 726	152 398	558 622
71012100	Cultured pearls,fresh water,unworked	408	1 891	3 364 061	14 310 563
71012200	Cultured pearls,salt water,unworked	-	47	-	311 775
71023900	Diamonds,worked,not mounted/set,non-industrial	1	2	2 081	4 764
71031020	Precious stones,unworked/simplely sawn/roughly shaped,jade(nephrite&jadeite)	1	97	145	804
71051000	Dust and powder of diamonds	-	10	-	6 950
71061000	Silver powder	-	8 554	-	4 195 439
71069100	Silver, unwrought	18 710	65 242	8 677 265	31 350 854
71069200	Silver, semi-manufactured	262	4 830	153 411	2 486 062
71081210	Gold in lumps, ingots or cast bars	4 356	26 802	179 657 380	1 102 591 063
71081290	Gold,not in lumps,ingots/cast bars,oth unwrought forms	25	109	1 091 359	4 560 589
71081300	Gold,non monetary,oth semi-manufactured form	318	587	13 193 571	24 360 171
71101900	Platinum, wrought	-	50	-	55 129
71104190	Iridium,osmium&ruthenium,in other forms,unwroughtsponge,unwrought	-	3	-	19
71129100	Waste and scrap of gold, including metal clad with gold but excluding sweepings containing other precious metals	4 780	5 660	178 910	658 983
71129200	Waste and scrap of platinum, incl metal clad with platinum but excluding sweepings containing other precious metals	-	121 576	-	5 744 323
71129910	Waste and scrap of silver,including metal clad with silver but excluding sweepings containing other precious metals	1 315	3 628	211 804	1 149 456
71129990	Waste and scrap of a kind used principally for the recoveryof precious metal, oth gold, platinum and silver	153 940	589 516	63 776 764	329 563 723
71131110	Part of silver jewellery articles, whether or notplated or clad with precious metal	459	3 864	1 255 778	5 673 561
71131190	Silver jewellery articles, whether or notclad with precious metal	6 440	31 344	5 290 838	22 060 536
71131910	Part of jewellery of precious metal (excl silver), whetheror not plated or clad with	2	26	67 437	348 420
71131990	Articles of jewellery of precious metal, whether or notplated or clad with	4 244	25 080	136 161 925	853 105 199
71132010	Part of base metal jewellery, clad withprecious metal	3	13	238	253
71132090	Base metal jewellery , clad with precious metal	55	74	16 129	29 584
71141100	Articles of silversmiths' wares and parts there of, precious metal or of metal clad with precious metal	749	2 803	262 601	418 042
71141900	Articles of goldsmiths' wares and parts there of, precious metal or of metal clad with precious metal	-	1 045	-	1 265
71142000	Articles of base metal wares and parts there of, clad with precious metal	-	3	-	1
71151000	Catalysts in the form of wire cloth or grill, of platinum	-	572	-	7 981
71159010	Other articles of precious metal of gold or silver	19	102	10 463	36 911

Tabel 3 : Ekspor Indonesia menurut Komoditi (Kode HS 8 digit)

Mei 2019

Kode H S	Uraian golongan barang	Berat bersih (Kg)		Nilai F.O.B. (U S \$)	
		Bulan ini	Kumulatif	Bulan ini	Kumulatif
(1)	(2)	(3)	(4)	(5)	(6)
71159090	Other articles of other than gold or silver	5	5	2 176	2 191
71161000	Articles of natural or cultured pearl	12	44	16 573	70 786
71162000	Articles of precious or semi-precious stones (natural, synthetic or reconstructed)	15 423	15 584	36 077	76 877
71171110	Part of imitation jewellery of base metal, whether or not plated with precious metal parts of cuff-links and studs	1	74	49	2 203
71171190	Imitation jewellery of base metal, whether or not plated with precious metal cuff-links and studs	7 751	33 463	568 931	2 513 658
71171910	Imitation jewellery of base metal, whether or not plated with precious metal, bangles	9	17	115	265
71171920	Other imitation jewellery of base metal, whether or not plated with precious metal	13 203	74 753	525 104	2 530 094
71171990	Part of other imitation jewellery of base metal, whether or not plated with precious metal	13 344	60 846	491 316	2 287 105
71179011	Bangles, wholly of plastics or glass	2 265	4 163	9 307	53 516
71179012	Bangles, wholly of wood, tortoise shell, ivory, bone, horn, coral, mother-of-pearl & other animal carving material	20	710	74	3 536
71179019	Imitation jewellery, bangles, of other material	208	2 569	19 165	46 208
71179021	Other Imitation jewellery, wholly of plastics or glass	2 071	10 297	10 089	104 751
71179022	Other Imitation jewellery, wholly wood, tortoise shell, ivory mother of-pearl, mineral/oth animal carving material	24 556	59 402	46 021	131 958
71179029	Other imitation jewellery of other material	339	9 711	5 074	126 749
71179092	Imitation jewellery, parts wholly wood, tortoise shell, ivory, mother pearl & vegetable/mineral/oth animal carving material	2 395	6 173	5 601	47 378
71179099	Oth than imitation jewellery, parts wholly of porcelain or china	4 673	25 624	162 356	757 317
71181090	Other than gold & silver coin not being legal tender	-	71	-	1 313
71189090	Other than Gold & silver coin, whether or not legal tender	-	0	-	128
72015000	Pig iron & spiegeleisen in pig, alloy pig iron, spiegeleisen	1 050 000	25 238 342	1 234 639	33 711 634
72023000	Ferro-silico-manganese	801 800	2 475 350	911 392	2 846 794
72026000	Ferro alloy nickel	112 878 953	517 283 845	184 073 670	806 151 725
72029300	Ferro-alloys; ferro-niobium	-	7 000	-	189 767
72029900	Ferro-alloys; n.e.c. in heading no. 7202	5 000	11 801	11 509	26 466
72031000	Ferrous product obtained direct reduction iron ore pellet/similar forms & min purity weight <= 99.94 %	-	65 301	-	21 223
72039000	Ferrous product obtained by not direct reduction of pellets/similar forms & min purity by weight <= 99.94 %	344	438	13 174	15 038
72041000	Ferrous waste & scrap, remelting scrap ingots of iron/steel cast iron	135 177	772 972	73 079	331 071
72042100	Ferrous waste & scrap, remelting scrap ingots of iron/steel stainless steel	6 301 562	23 471 668	6 522 830	25 283 998
72042900	Cast iron/alloy steel & not stainless steel	-	138	-	383
72043000	Waste and scrap of tinned iron or steel	-	2	-	6
72044900	Ferrous waste and scrap; n.e.c. in heading no. 7204	88 908	592 742	42 828	232 084
72051000	Pig iron, spiegeleisen, iron or steel of granules	39 900	63 900	1 898	3 083
72052100	Pig iron, spiegeleisen, iron or steel of alloy steel	-	3	-	60
72052900	Iron or steel, pig iron, spiegeleisen; powders (excluding alloy steel)	-	5 000	-	4 900
72061010	Iron & non-alloy steel in ingots/oth primary form excl iron heading 72.03, weight > 0.6% carbon	-	6	-	7
72069000	Iron and non-alloy steel in primary forms, oth than ingots (excluding iron of heading 72.03).	2 391	5 531	18 532	28 854
72071210	Semi-finish product iron/non-alloy steel slabs < 0.25% carbon, cross-sect, measuring < twice the thickness	74 969 550	387 095 830	36 361 425	178 310 466
72071290	Semi-finish product iron/non-alloy steel thin < 0.25% carbon, cross-section, measuring < twice the thickness	1 611	4 527	11 575	28 651
72071900	Iron or non-alloy steel; semi-finished products of iron or non-alloy steel, containing by weight less than 0.25% of carbon, other than rectangular or square cross-section	358 600	448 125	356 771	485 128
72072010	Semi-finish product iron/non-alloy steel slabs 0.25% >= weight < 0.6% carbon	12 012	12 042	11 456	12 095
72072029	Oth than blocks roughly shaped forging sheet bars thins 0.25% >= weight < 0.6% carbon	-	1	-	655
72072099	Other than blocks roughly shaped by forging; sheet bars, not slabs, weight >= 0.6% carbon	-	4	-	464

Tabel 3 : Ekspor Indonesia menurut Komoditi (Kode HS 8 digit)

Mei 2019

Kode H S	Uraian golongan barang	Berat bersih (Kg)		Nilai F.O.B. (U S \$)	
		Bulan ini	Kumulatif	Bulan ini	Kumulatif
(1)	(2)	(3)	(4)	(5)	(6)
72081000	Iron/non-alloy steel in coils, not further worked than hot-rolled,w/patterns relief,width>=600, not clad, plated/coated	-	2	-	57
72082500	Iron/non-alloy steel in coils, until hot-rolled, pickled,width>=600mm, of a thickness>=4.75mm;not clad, plated/coated	107 090	237 970	61 127	134 048
72082600	Iron/non-alloy steel in coils, until hot-rolled, pickled,width>=600mm,3mm>=thick< 4.75mm; not clad, plated/coated	848 480	1 319 873	470 159	732 579
72082711	Iron/non-alloy steel in coils,until hot-rolled,width>=600mmpickled;not clad, plated/coated, thick<2mm, carbon>=0.6%	1 793	2 546	6 160	15 453
72082719	Iron/non-alloy steel in coils,until hot-rolled,width>=600mmpickled; not clad, plated/coated, thick<2mm, carbon<0.6%	1 216 061	1 217 033	675 832	677 208
72082799	Iron/non-alloy steel in coils,until hot-rolled,width>=600mmpickled; not clad, plated/coated,2mm<=thick>3mm,carbon<0.6%	212 254	1 904 048	106 276	1 082 416
72083600	Iron/non-alloy steel in coils,until hot-rolled,width>=600mmpickled; not clad, plated/coated,of a thick>10mm,carbon<0.6%	1 357 370	3 975 310	694 439	2 035 783
72083700	Iron/non-alloy steel in coils,until hot-rolled,width>=600mmpickled;not clad,plated/coated,4.75mm>=thick<10mm,carbo<0.6%	5 165 160	11 477 890	2 604 393	5 865 776
72083800	Iron/non-alloy steel in coils,until hot-rolled,width>=600mmpickled;not clad,plated/coated,3mm>=thick<3.47mm,carbon<0.6%	2 158 540	4 483 940	1 061 976	2 258 417
72083990	Iron/non-alloy steel in coils,until hot-rolled,width>=600mmpickled;not clad, plated/coated,3mm<=thick>0.17mm,carbo<0.6%	1 628 470	9 203 592	811 488	4 674 173
72084000	Iron/non-alloy steel not in coils,until hot-rolled,>=600mmwith patterns in relief	120 000	656 520	66 120	407 657
72085100	Iron/non-alloy steel not in coils,until hot-rolled,>=600mmwith patterns in relief of a thickness > 10 mm	50 127 427	206 940 526	30 224 783	122 638 268
72085200	Iron/non-alloy steel not in coils,until hot-rolled,>=600mmwith patterns in relief >=4.75 mm thicknes<10 mm	12 678 038	55 515 337	7 513 008	33 794 718
72085300	Iron/non-alloy steel not in coils,until hot-rolled,>=600mmwith patterns in relief >=3 mm thicknes<4.75 mm	273 990	868 470	148 144	458 225
72085490	Iron/non-alloy steel not in coils,until hot-rolled,>=600mmwith patterns in relief >=0.17mm&containig <0.6 % of carbon	143 900	420 070	76 976	222 144
72089020	Oth containing by weight less than 0.6 % of carbon andof a thickness of 0.17 mm or less	-	5	-	56
72089090	Oth than not in coils, not further worked than hot-rolled,with patterns in relief	8 149	52 396	7 994	168 141
72091610	Iron/non-alloy steel, in coil cold-rolled of width >=600 mmnot coated, <1mm&thickness <3mm of a width <1.250 mm	-	556	-	1 598
72091690	Iron/non-alloy steel, in coil cold-rolled of width >=600 mmnot coated, <1mm&thickness <3mm of a width >1.250 mm	23 968	80 464	72 825	244 483
72091710	Iron/non-alloy steel, in coil cold-rolled of width >=600 mmnot coated,>=0.5mm thickness<1 mm of a width <1.250 mm	-	34 600	-	38 060
72092710	Not in coils, not further worked than cold-rolled >=0.5mm thickness <1mm, of width <1,250 mm	6	94	5	467
72101190	Iron or non-alloy steel, of a width>= 600 mm, clad, plated/coated tin, thickness>=0.5mm&weight<=0.6 % carbon	2 770	25 055	3 637	111 893
72101210	Iron or non-alloy steel, of a width>= 600 mm, clad, plated/coated tin, thickness<0.5mm&weight>=0.6 % carbon	-	1	-	1
72101290	Iron or non-alloy steel, of a width>= 600 mm, clad, plated/coated tin, thickness<0.5mm&weight<=0.6 % carbon	28 435	204 303	24 590	201 976
72102090	Iron/non-alloy steel,width>=600 mm,clad,plated/coated lead,incl terme plate,thickness<=1.5mm&weight>0.6 % carbon	20	20	18	18
72103011	Iron/non-alloy steel,width>=600 mm,electrolytically coated with zinc,thickness<=1.2mm&weight<0.6 % carbon	-	489	-	6 472
72103012	Iron/non-alloy steel,width>=600 mm,electrolytically coated with zinc,1.2mm > thickness <=1.5mm&weight<0.6 % carbon	2 469	2 469	2 834	2 834
72103019	Iron/non-alloy steel,width>=600 mm,electrolytically coated with zinc,1.2mm > thickness >1.5mm&weight<0.6 % carbon	2 127	9 091	41 256	197 778

Tabel 3 : Ekspor Indonesia menurut Komoditi (Kode HS 8 digit)

Mei 2019

Kode H S	Uraian golongan barang	Berat bersih (Kg)		Nilai F.O.B. (U S \$)	
		Bulan ini	Kumulatif	Bulan ini	Kumulatif
(1)	(2)	(3)	(4)	(5)	(6)
72103099	Iron/non-alloy steel,width>=600 mm,electrolytically coated with zinc, thickness >=1.2mm &weight>=0.6 % carbon	20	564	21	811
72104911	Iron/non-alloy steel,width>=600 mm,coated zinc by the Ironzinc method,weight <0.04% carbon& thickness<=1.2 mm	3 895	3 895	3 668	3 668
72104912	Oth than iron/non-alloy steel,width>=600 mm,coated zinc byiron zinc method,weight <0.04% carbon& thickness<=1.2mm	1 614 221	2 262 081	1 659 218	3 423 561
72104999	Oth than iron/non-alloy steel,width>=600 mm,coated zinc byiron zinc method,weight<0.04%carbon&>1.2mm	-	7 204	-	5 489
72105000	Iron/non-alloy steel,width>=600 mm,coated chromium oxidesor with chromium and chromium oxides	665 330	3 143 796	859 385	4 156 955
72106111	Iron/non-alloy steel,width>=600 mm,coated aluminium zinc alloys&weight <0.6 % carbon,thickness <=1.2 mm	-	47	-	29
72106119	Iron/non-alloy steel,width>=600 mm,coated aluminium zinc alloys&weight <0.6 % carbon, >1.2 mm thickness>1.5mm	-	471	-	40
72106199	Oth than Iron/non-alloy steel,width>=600 mm,coated aluminium zinc alloys,weight<0.6%carbon,>1.2mm¬corrugated	-	2	-	6
72107011	Painted,varnished/coated with plastics, containing weight<0.6 % carbon & thickness <=1.5 mm	-	235	-	546
72109010	No painted,varnished/coated with plastics,containing weight<0.6 % carbon & thickness <=1.5 mm	-	200	-	1 906
72109090	No painted,varnished/coated with plastics,containing weight<0.6 % carbon & thickness >1.5 mm	77 200	335 232	158 234	750 307
72111311	Iron/non Alloy steel,width<600mm,not coated,width>=150mm,thick<=4mm,<0.6% carbon,relief,hoop&strip, all plates	-	196	-	2 500
72111399	Oth than hoop&strip,all plates Iron/non Alloy steel,width150mm>=width<600mm,not coated,thick<=4mm,>=0.6%carbon,relief	-	3 600	-	1 551
72111413	Iron/non Alloy steel, width<600mm, not coated, width>=150mm, thickness>=4.75mm, weight<0.6%carbon, hoop&strip all plates	104 399	196 863	81 190	146 855
72111419	Iron/non Alloy steel, width<600mm, not coated, width>=150mm, thickness>=4.75mm, weight<0.6%carbon, not coils for re-rolling	-	19 900	-	15 472
72112320	Iron/non alloy steel,cold reduced,>=400mm width<600mm,not coated,thickness>=4.75mm,weight,<0.25%carbon,hoop&strip	-	1 204	-	1 960
72112390	Oth than Iron/non alloy steel,cold reduced,>=400mm width<600mm, not coated,thickness<=0.17mm,weight,0.25%carbon	-	1 487	-	4 570
72119019	Oth than iron/non alloy steel,cold reduced,<=25mm width<=400mm,weight<0.6%carbon,thickness<=0.17mm	386	386	382	382
72119099	Iron/non alloy steel,cold reduced,<=25mm width<=400mm,weight>0.6%carbon,thickness>=0.17mm	-	1 073	-	909
72121019	Flat-rolled iron/non-alloy steel,coated tin,weight<0.6%carbon, hoop&strip 400mm>width<600mm	-	129 360	-	307 912
72121099	Flat-rolled iron/non-alloy steel,coated tin,weight>0.6%carbon, hoop&strip 400mm>width<600mm	263	27 363	1 731	46 821
72122020	Flat-rolled iron/non-alloy steel,coated electrolytically zinc,weight<0.6% carbon,thickness<1.5mm	960	6 010	3 853	29 886
72122090	Flat-rolled iron/non-alloy steel,coated electrolytically zinc,weight<0.6% carbon,thickness>1.5mm	-	11	-	54
72123012	Flat-rolled iron/non-alloy steel,coated zinc,weight<0.6% carbon,hoop&strip >=25width<400mm	5	464	4	1 059
72123013	Oth than flat-rolled iron/non-alloy steel,coated zinc,weight<0.6%carbon,width<=15mm	-	2 115	-	5 585
72123014	Oth than flat-rolled iron/non-alloy steel,coated the ironzinc alloy,weight<0.04 % carbon	-	431	-	5 276
72123090	Oth than flat-rolled iron/non-alloy steel,coated zinc,weight>0.04 % carbon	98 723	98 723	85 377	85 377
72124019	Flat-rolled iron/non-alloy steel,coated plastics,weight<0.6% carbon, hoop&other strip width>400mm	-	1	-	0
72124099	Flat-rolled iron/non-alloy steel,coated plastics,weight>0.6% carbon, hoop&other strip width>=400mm	-	736	-	408

Tabel 3 : Ekspor Indonesia menurut Komoditi (Kode HS 8 digit)

Mei 2019

Kode H S	Uraian golongan barang	Berat bersih (Kg)		Nilai F.O.B. (U S \$)	
		Bulan ini	Kumulatif	Bulan ini	Kumulatif
(1)	(2)	(3)	(4)	(5)	(6)
72125019	Other than flat-rolled iron/non-alloy steel,coated chromiumoxides/chromium oxides,hoop&other universal plates	-	18 025	-	14 961
72126011	Flat-rolled iron/non-alloy steel,clad,weight<0.6%& hoop andstrip,	25	7 113	100	2 621
72126099	Oth than flat-rolled iron/non-alloy steel,clad,weight>0.6%&hoop and strip	113	1 683	8 650	23 270
72131010	Bars&rods,hot-rolled,in irregularly wound coils,iron/nonalloy steel,ribs,rolling process:diameter<50mm	6 180	39 047	1 640	8 879
72132000	Iron or non-alloy steel; bars and rods, hot-rolled, in irregularly wound coils, of free-cutting steel	12 000	24 130	12 695	26 089
72139110	Bars&rods,hot-rolled,in irregularly wound coils,iron/nonalloy steel,ribs,measuring diameter<14mm,soldering sticks	1 770 530	6 747 329	1 126 660	4 218 085
72139120	Bars&rods,hot-rolled,in irregularly wound coils,iron/nonalloy steel,ribs,measuring diameter<14mm,rebars	1 751 160	9 995 975	967 545	5 463 157
72139190	Oth than bars&rods,hot-rolled,in irregularly wound coils,iron/non alloy steel,ribs,measuring diameter<14mm,rebars	657 550	2 165 491	367 269	1 254 237
72139920	Bars&rods,hot-rolled,in irregularly wound coils,iron/nonalloy steel,ribs,measuring diameter>14mm,rebars	249 995	905 444	153 747	540 582
72141019	Bars&rods iron/non-alloy steel, hot-rolled,twisted after rolling, forged&weight<0.6%,not circular cross-section	112 571	698 713	744 592	4 410 562
72141029	Bars&rods iron/non-alloy steel, hot-rolled,twisted after rolling, forged&weight>0.6%,not circular cross-section	-	3 421	-	4 032
72142031	Containing indentations,ribs,grooves,twisted after rolling,weight<0.6%carbon,cross-section, used concrete reinforcement	-	106 850	-	61 439
72142039	Containing indentations,ribs,grooves,twisted after rolling,weight<0.6%carbon,cross-section, not used rebars	21 186 751	26 530 257	10 825 847	13 719 764
72142061	Containing indentations,ribs,grooves,twisted after rolling,weight>0.6%carbon,not cross-section,used rebars	23 100	93 417	1 295	5 849
72142069	Containing indentations,ribs,grooves,twisted after rolling,weight>0.6%carbon,not cross-section,not used rebars	-	76 415	-	82 950
72143090	Containing indentations,ribs,grooves,twisted after rolling,weight>0.6%carbon,free cutting steel,not cross-section	4 575	25 487	1 800	9 111
72149111	Containing indentations,ribs,grooves,twisted after rolling,>=0.38weight,0.6%carbon,free cutting steel,& manganese=1.15%	250	38 728	652	17 130
72149119	Containing indentations,ribs,grooves,twisted after rolling,0.17%<=weight>0.46%carbon&,1,2%<=weight>1.65% manganese	1	24 291	20	10 887
72149919	Oth than rectangular (other than square) cross-section;weight>=0.6%carbon&weight >1.15% manganese	10 850	18 077	1 738	3 850
72149991	Rectangular (other than square) cross-section;0.38%<weight=<0.6%carbon,<0.05% fosfor&<=0.05% sulfur	112 286	1 407 698	88 840	1 130 323
72149992	Rectangular (other than square) cross-section;weight>=0.38%carbon&<1.15% manganese	246	27 943	294	21 757
72149993	Rectangular (other than square)cross-section;>=0.15%weight <0.46% carbon & 1,2%>=weight<1.65% manganese	-	1 040 563	-	740 350
72149999	Rectangular (other than square)cross-section;<=0.15%weight >0.46% carbon & weight>=1.65% manganese	133 073	657 855	102 165	483 861
72151010	Oth bar&rod iron/non-alloy steel,free-cut steel,not furtherwork than cold finished,circular cross-section	-	2 500	-	500
72151090	Oth bar&rod iron/non-alloy steel,free-cut steel,not furtherwork than cold finished,not circular cross-section	30	946	60	1 616
72159090	Oth bar&rod iron/non-alloy steel,free-cut steel,further work than cold finished,not kind used rebars	-	110	-	52
72161000	Angles,shapes§ iron/non-alloy steel,U,I/H sect,not further worked than hot-rolled/extruded,height<80 mm	-	1 400	-	1 317
72162190	Angles,shapes§ iron/non-alloy steel,L sect,not furtherwork than hot-rolled/extrude,height<80 mm,weight>0.6%carbon	22 057	22 087	21 411	21 434

Tabel 3 : Ekspor Indonesia menurut Komoditi (Kode HS 8 digit)

Mei 2019

Kode H S	Uraian golongan barang	Berat bersih (Kg)		Nilai F.O.B. (U S \$)	
		Bulan ini	Kumulatif	Bulan ini	Kumulatif
(1)	(2)	(3)	(4)	(5)	(6)
72162200	Angles,shapes§ iron/non-alloy steel,T sect,not furtherwork than hot-rolled/extrude,height<80 mm,weight<0.6%carbon	149 482	199 927	1 072 040	1 427 844
72163190	Angles,shapes§ iron/non-alloy steel,U sect,not further work than hot-roll/extrude,height<80 mm,weight<=0.6%carbon	-	200 635	-	258 853
72163290	Angles,shapes§ iron/non-alloy steel,I sect,not furtherwork than hot-roll/extrude,thickness>=5mm	-	423 094	-	274 147
72163319	Angles,shapes§ iron/non-alloy steel,H sect,not furtherwork than hot-roll/extrude,carbon<0.6%,thickness flange>=web	-	3 589	-	2 621
72163390	Angles,shapes§ iron/non-alloy steel,H sect,not furtherwork than hot-roll/extrude,carbon>0.6%,thickness flange>=web	-	14 967	-	17 752
72165019	Angle,shape§ iron/non-alloy steel,not further work thanhot-roll/extrude,height<80mm&weight<=0.6%carbon	830	1 030	5 700	5 885
72165099	Angle,shape§ iron/non-alloy steel,not further work thanhot-roll/extrude,height>80mm&weight<=0.6%carbon	-	77 642	-	37 107
72166900	Angle,shape§ iron/non-alloy steel,not further work thancold-formed/finished,obtained from not flat-rolled products	16 000	16 000	38 000	38 015
72169900	Angle,oth than slotted angles,further work than hot finish,from flat-rolled product	273 418	1 339 812	87 204	518 693
72171010	Wire iron/non-alloy steel,not plated, whether/not polished,weight>=0.25%carbon	39 301	117 841	61 729	181 843
72171022	Wire iron/non-alloy steel,Bead,reed,wire kind used makingstrands for prestressing concrete; free-cutting steel wire	100	120	52	183
72171029	Oth than wire iron/non-alloy steel,Bead,reed,wire kind usedmaking strands prestressing concrete,free-cutting steel wire	77	4 045	1 314	11 635
72171039	Oth than wire iron/non-alloy steel,wire of a kind used formaking strands for prestressing concrete	150 211	689 685	289 260	1 284 058
72172010	Wire iron/non-alloy steel,plated/coated with zinc, weight<0.25% carbon	-	5 078	-	8 306
72172091	Wire iron/non-alloy steel,steel core wire kind use forsteel reinforced aluminium conductors weight >=0.45% carbon	-	9	-	2 516
72172099	Wire iron/non-alloy steel,steel core wire kind use forsteel unreinforced aluminium conductor weight<=0.45%carbon	1 058 372	6 902 220	992 243	6 418 968
72173019	Wire iron/non-alloy steel,plated with oth base metal,weight<0.25%carbon,not plated tin	745 910	3 687 688	902 736	4 290 813
72173029	Wire iron/non-alloy steel,0.25%>=weight<0.6% carbon,not plated tin	-	91	-	548
72173033	Wire iron/non-alloy steel,weight>=0.6%carbon,brass coatedsteel wire kind used manufacture of pneumatic rubber tyres	58 377	93 817	44 284	86 277
72173034	Wire iron/non-alloy steel,weight>=0.6%carbon,copper coatedsteel wire kind used manufacture of pneumatic rubber tyres	9 201	60 033	5 037	14 438
72179090	Oth than wire iron/non-alloy steel,weight>0.25%carbon	200	1 196	100	922
72181000	Stainless steel in ingots/other primary form,semi-finishproduct stainless steel	2	3 581	5	5 852
72189100	Steel, stainless; semi-finished products, of rectangular (other than square) cross-section	19 777 210	99 001 123	30 796 682	140 145 658
72189900	Steel, stainless; semi-finished products, other than of rectangular cross-section	9 948 775	9 954 786	15 235 909	15 265 194
72191100	Flat-rolled product stainless steel,width>=600mm,unfurtherwork than hot-rolled in coils,thickness>10mm	28 390	28 390	23 566	23 566
72191200	Flat-rolled product stainless steel,width>=600mm,unfurtherwork than hot-rolled in coils,4.75mm>=thickness<10mm	40 359 800	143 874 815	62 496 891	218 904 219
72191300	Flat-rolled product stainless steel,width>=600mm,unfurtherwork than hot-rolled in coils,3mm>=thickness<4.75mm	74 788 390	386 054 265	116 726 377	592 097 142

Tabel 3 : Ekspor Indonesia menurut Komoditi (Kode HS 8 digit)

Mei 2019

Kode H S	Uraian golongan barang	Berat bersih (Kg)		Nilai F.O.B. (U S \$)	
		Bulan ini	Kumulatif	Bulan ini	Kumulatif
(1)	(2)	(3)	(4)	(5)	(6)
72191400	Flat-rolled product stainless steel,width>=600mm,unfurtherwork than hot-rolled in coils,thickness<3mm	19 675 195	141 603 352	30 430 321	209 898 544
72192100	Flat-rolled product stainless steel,width>=600mm,unfurtherwork than hot-rolled not in coils,thickness>10mm	4 785	9 213	10 505	20 165
72192200	Flat-rolled product stainless steel,width>=600mm,unfurtherwork than hot-rolled not in coils,4.75mm>=thickness=<10mm	8 776	13 133	21 013	32 870
72192300	Flat-rolled product stainless steel,width>=600mm,unfurtherwork than hot-rolled not in coils,3mm>=thickness<4.75mm	1 155	1 155	2 323	2 323
72193100	Flat-rolled product stainless steel,width>=600mm,unfurtherwork than cold-rolled,thickness>=4.75mm	-	46 393	-	74 147
72193200	Flat-rolled product stainless steel,width>=600mm,unfurtherwork than cold-rolled,3mm>=thickness<4.75mm	1 181 594	10 900 564	2 195 377	19 409 894
72193300	Flat-rolled product stainless steel,width>=600mm,unfurtherwork than cold-rolled,1mm>=thickness<3mm	20 382 452	109 018 899	39 279 947	198 443 772
72193400	Flat-rolled product stainless steel,width>=600mm,unfurtherwork than cold-rolled,0.5mm>=thickness=<1mm	9 638 885	52 721 118	18 629 276	96 139 731
72193500	Flat-rolled product stainless steel,width>=600mm,unfurtherwork than cold-rolled,thickness<0.5mm	916 622	5 198 031	1 525 681	8 998 831
72199000	Steel, stainless; flat-rolled, width 600mm or more, n.e.c. in heading no. 7219	25 505	59 874	58 981	203 155
72201110	Flat roll product stainless,width<600 mm,unfurther workthan hot roll,thickness>=4.75 mm,hoop&strip,width<=400mm	-	10	-	36
72201290	Flat roll product stainless,width<600 mm,unfurther workthan hot roll,thickness<4.75 mm,hoop&strip,width>400mm	-	757 616	-	1 212 729
72202010	Flat roll product stainless,width<600 mm,unfurther workthan cold roll,thickness<4.75 mm,hoop&strip,width<=400mm	34 364	43 536	144 112	181 203
72202090	Flat roll product stainless,width<600 mm,unfurther workthan cold roll,thickness<4.75 mm,hoop&strip,width>400mm	868	1 068	7 769	8 195
72209010	Oth than flat roll product stainless,width<600 mm,unfurtherthan hot/cold roll,thick<4.75 mm,hoop&strip,width<=400mm	-	22 247	-	45 851
72209090	Oth than flat roll product stainless,width<600 mm,unfurtherthan hot/cold roll,thick<4.75 mm,hoop&strip,width>400mm	1 334 556	5 716 247	2 738 112	11 850 861
72210000	Bar&rod,hot-roll,irregularly wound coil,stainless steel	154	1 847	8 269	24 331
72221100	Bar&rod,stainless steel,angle,shape§ unfurther work hotroll,circular cross section	2	6	80	387
72221900	Steel, stainless; bars and rods, hot-rolled, hot-drawn or extruded, other than of circular cross-section	1 910	4 556	13 317	20 563
72222010	Bar&rod,stainless steel,angle,shape§ unfurther workcold roll,circular cross section	-	2	-	370
72222090	Oth than bar&rod,stainless steel,angle,shape§ unfurtherunfurther work cold roll,circular cross section	2 625	7 188	21 000	30 044
72223090	Oth tha bar&rod,unfurther work than hot/cold,circular crosssection	56	947	1 821	26 068
72224090	Bar&rod,stainless steel,angle,shape§ unfurther workcold roll,circular cross section	-	132	-	154
72230090	Wire of stainless steel,cross-section<=3mm	667 134	2 997 047	1 831 806	8 760 065
72249000	Steel, alloy; semi-finished products	-	1 500	-	9 762
72251100	Flat-rolled product oth alloy steel,width>=600mm,siliconelectrical steel,grain-oriented	44 739	190 758	71 594	406 550
72253090	Oth than Flat-roll product alloy steel,width>=600mm,othunfurther work than hot roll, in coils,high speed steel	-	4 122 175	-	2 166 883
72254090	Oth than flat-roll product alloy steel,width>=600mm,othunfurther work than hot roll,not in coils,high speed steel	-	10 221	-	14 823

Tabel 3 : Ekspor Indonesia menurut Komoditi (Kode HS 8 digit)

Mei 2019

Kode H S	Uraian golongan barang	Berat bersih (Kg)		Nilai F.O.B. (U S \$)	
		Bulan ini	Kumulatif	Bulan ini	Kumulatif
(1)	(2)	(3)	(4)	(5)	(6)
7225090	Oth than flat-roll product alloy steel,width>=600mm,othunfurther work than cold roll,high speed steel	-	2 304	-	2 065
7225990	Oth than flat-roll product steel,width>=600mm,unfurtherwork cold roll,high speed steel	-	0	-	1
7226110	Flat-rolled products of silicon-elect steel,grain-oriented,hoop&strip,width<=400mm	42 271	72 017	98 288	154 280
72261190	Flat-rolled products of silicon-elect steel,grain-oriented,hoop&strip,400mm<width<=600mm	16 203	73 406	42 335	191 403
72261990	Flat-rolled products of silicon-elect steel,oth than grain,hoop&strip,400mm<width<=600mm	596 016	990 586	355 551	1 137 410
72262010	Flat-rolled products of high speed steel,hoop&strip,width<=400mm	35 000	35 075	23 625	24 531
72269290	Flat-rolled products not high speed&silicon-elect steel,notfurther work than cold-rolled,hoop&strip,400mm<width<600mm	4 000	12 000	21 778	65 333
72269999	Flat-rolled products not high speed&silicon-elect steel,further work than,hoop&strip,width>400mm,not coated zinc	4 721	9 442	20 166	40 332
72279000	Steel, alloy; bars and rods, hot-rolled, in irregularly wound coils, n.e.c. in heading no. 7227	3 760	3 760	5 975	5 975
72281090	Oth bar&rod oth alloy steel; angle,shape&sec,hollow drill,,alloy/non-alloy steel,high speed steel,circular cross-sect	1 596	36 415	9 294	52 538
72282019	Oth bar&rod oth alloy steel; angle,shape§,siliconmangan steel,circular cross-sect,unfurther work hot rolled	130	130	700	700
72282099	Oth than bar&rod oth alloy steel; angle,shape§,siliconmangan steel,circular cross-sect,unfurther work hot rolled	-	3	-	7
72283010	Bar&rod oth alloy steel;angle,shape§ unfurther work hotroll,circular cross sect	31 168	217 890	35 872	184 470
72283090	Oth than bar&rod oth alloy steel;angle,shape§ unfurtherwork hot roll,circular cross sect	-	402 564	-	321 619
72285010	Bar&rod oth alloy steel;angle,shape§ unfurther workcold-formed/finished,circular cross sect	-	100 309	-	89 931
72285090	Oth than bar&rod oth alloy steel;angle,shape§ unfurtherwork cold-formed/finished,circular cross sect	-	1	-	1
72286090	Oth than bar&rod,circular cross sect	-	30	-	23
72287090	Oth bar&rod oth alloy steel;angle,shape§ unfurther workhot roll	-	316	-	153
72288011	Bar&rod oth alloy steel; angle,shape&sec,hollow drill,sectunfurther work hot roll,weight>=0.6%,,circular cross-sect	-	2	-	4
72288019	Oth bar&rod oth alloy steel; angle,shape&sec,hollow drill,sect unfurther hot roll,weight>=0.6%,,circular cross-sect	-	317	-	234
72288090	Oth bar&rod oth alloy steel; angle,shape&sec,hollow drill,sect unfurther hot roll,weight<=0.6%,,circular cross-sect	699	1 014	1 000	1 403
72292000	Wire of oth silico-manganese steel	-	21 174	-	20 740
72299020	Wire of oth than silico-manganese steel,cross-sect<=5.5mm	-	617	-	387
72299091	Wire of containing by weight>=0.5% chromium	449 684	2 316 678	1 359 412	7 016 406
72299099	Other wire of alloy steel	27 704	126 625	80 098	343 541
73011000	Sheet piling of iron/steel,whether/not drill,punched/madefrom assembled elements	326 297	1 065 299	674 410	1 847 497
73012000	Welded angles, shapes and sections of iron or steel	270 222	1 118 464	353 969	1 421 527
73021000	Rails for railway/tramway track construction material ofiron/steel	-	31	-	677
73023000	Switch blade, cross frog, point rod&oth cross piece for railway/tramway track construction material of iron/steel	-	15	-	447
73024000	Fish-plates and sole plates for railway/tramwaytrack construction material of iron/steel	240	8 342	456	7 342
73029010	Sleeper (cross-ties) for railway/tramway track constructionmaterial of iron/steel	-	69 000	-	8 139
73029090	Chairs, chair wedges, rail chips, bedplates, ties forrailway/tramway track construction material of iron/steel	20 838	72 921	44 769	153 969
73030011	Hubless tubes and pipes, of cast iron	4 787	88 103	51 445	360 383

Tabel 3 : Ekspor Indonesia menurut Komoditi (Kode HS 8 digit)

Mei 2019

Kode H S	Uraian golongan barang	Berat bersih (Kg)		Nilai F.O.B. (U S \$)	
		Bulan ini	Kumulatif	Bulan ini	Kumulatif
(1)	(2)	(3)	(4)	(5)	(6)
73030019	Tubes and pipes with hub, of cast iron	207 394	529 575	1 121 688	1 521 227
73030091	Hollow profiles, of cast iron with external diameter not exceeding 100 mm	6	6	5 975	5 975
73030099	Hollow profiles, of cast iron with external diameter exceeding 100 mm	35 045	89 508	29 118	48 273
73041100	Line pipe used for oil/gas pipelines of stainless steel	5 015	28 679	30 569	97 916
73041900	Line pipe used for oil/gas pipelines oth of stainless steel	279 784	6 526 121	3 553 006	45 641 203
73042290	Drill pipe of stainless steel used in drilling for oil/gas with yield strength>=80,000 psi & not threaded pipe-end	-	184	-	5 335
73042390	Oth drill pipe of stainless steel used in drilling for oil/with yield strength>=80,000 psi & not threaded pipe-end	179 507	13 562 361	714 595	18 123 187
73042410	Casing and tubing with yield strength less than 80,000 psi and not threaded end, of stainless steel	-	1	-	37
73042490	Casing and tubing with yield strength less than 80,000 psi and threaded end, of stainless steel	1 829 815	7 699 002	9 306 816	38 839 298
73042910	Casing and tubing with yield strength less than 80,000 psi and not threaded end, not of stainless steel	-	2 000 645	-	2 049 104
73042990	Casing and tubing with yield strength less than 80,000 psi and threaded end, not of stainless steel	6 141 841	17 283 776	9 969 441	27 971 643
73043110	Drillrod casing and tubing with pin and box threads, cold-drawn/rolled (cold reduced)	100	100	209	209
73043140	Circular cross-section, iron/non-alloy steel,diameter<140mm& carbon weight < 0.45%, cold-drawn/rolled (cold reduced)	4 082	4 100	9 224	9 552
73043190	Circular cross-section,iron/non-alloy steel,diameter>=140mm & carbon weight >=0.45%, cold-drawn/rolled (cold reduced)	159	41 192	1 656	136 898
73043920	High-pressure pipe capable of withstanding a pressure of not<42,000 psi,not cold-drawn/cold-rolled (cold-reduced)	-	1	-	353
73044100	Cold-drawn or cold-rolled (cold-reduced), other of circularcross-section, of stainless steel	-	10 587	-	43 250
73044900	Steel, stainless; (excluding cold-drawn or cold-rolled), tubes pipes and hollow profiles of circular cross-section	-	15	-	1 370
73045110	Drillrod casing and tubing with pin and box threads, cold-drawn or cold-rolled (cold-reduced)	-	1	-	663
73045990	Other high-pressure pipe capable of w/ standing a pressure of< 42,000 psi, not cold-drawn/cold-rolled (cold-reduced)	237	454	12 986	28 088
73049010	Other high-pressure pipe capable of with standing a pressure of not less than 42,000 psi	-	138 769	-	58 265
73049090	Oth tubes/pipes/hollow profiles,seamless steel, diameter >= 140 mm & carbon weight >= 0.45%	248 670	440 975	390 006	809 271
73051100	Line pipe of a kind used for oil or gas pipelines:longitudinally submerged arc welded	20 910 597	22 782 253	17 101 480	17 830 856
73051210	Line pipe of a kind used for oil or gas pipelines:longitudinally welded,elect resist welded	82 836	316 285	63 960	233 787
73051290	Line pipe of a kind used for oil or gas pipelines:longitudinally welded,not elect resist welded	47 956	89 855	1 299 882	1 618 765
73051990	Line pipe of a kind used for oil or gas pipelines:oth spiral or helical submerged arc welded	-	173 510	-	99 842
73052000	Casing of a kind used in drilling for oil or gas	-	139 330	-	291 653
73053110	Stainless steel pipes and tubes of a kind used in drilling for oil or gas longitudinally welded	20 605	39 029	78 440	146 688
73053190	Oth Stainless steel pipes & tubes high-pressure pipe capable of withstanding a pressure of not less than 42,000 psi	-	95 544	-	404 248
73059000	Iron or steel (excluding cast iron); tubes and pipes n.e.c. in heading no. 7305, having circular cross-sections, external diameter exceeds 406.4mm, (not seamless)	8 009	8 009	50 218	50 218
73061120	Line pipe of a kind used for oil/gas pipelines; welded,of stainless steel:spiral or helical submerged arc welded	-	4	-	900
73061190	Oth line pipe of a kind used for oil/gas pipelines; welded,of stainless steel	123	2 079	103	19 171
73061910	Oth line pipe of a kind used for oil/gas pipelines; welded,of stainless steel:Longitudinally electr resist welded (ERW)	33 813	65 611	30 182	57 981
73061990	Oth line pipe of a kind used for oil/gas pipelines; welded,of stainless steel,nor ERW &spiral/helical submerged welded	3 736	91 243	1 767	61 688
73062100	Casing and tubing of a kind used in drilling for oil/gas welded, of stainless steel	-	567	-	1 846

Tabel 3 : Ekspor Indonesia menurut Komoditi (Kode HS 8 digit)

Mei 2019

Kode H S	Uraian golongan barang	Berat bersih (Kg)		Nilai F.O.B. (U S \$)	
		Bulan ini	Kumulatif	Bulan ini	Kumulatif
(1)	(2)	(3)	(4)	(5)	(6)
73062900	Iron or steel (excluding cast iron); casing and tubing of a kind used in drilling for oil and gas (other than stainless steel or seamless), n.e.c. in chapter 73	-	330	-	6 048
73063019	Oth boiler tubes : with an extrn diameter < 12.5 mm+B1306	478	26 352	236	42 834
73063021	Copper-plated,fluororesin-coated/zinc-chromated steel tubewith an extrn diamtr<=15 mm:with an extrn diamtr < 12.5 mm	-	13	-	304
73063029	Oth copper-plated,fluororesin-coated/zinc-chromated steel tube with an extrn diamtr<=15 mm:with an extrn diamtr < 12.5 mm	4 929 064	15 015 592	3 790 570	12 192 416
73063091	Pipe to heater pipe for elemnt elect flat,extrn dia<=12mm,w/internl dia>=12.5mm,extrn dia<140mm&contain weight<0.45%	74 928	343 925	144 596	725 560
73063099	Oth pipe to heater pipe,elemnt elect flat,w/extrn dia<=12mm,w/internl dia>=12.5 mm,extrnl dia<140mm &contain weight<0.45%	96 517	429 020	101 577	482 199
73064019	Welded of circular cross-sect,stainless steel,boiler tubestubes with an extrn diameter > 12.5 mm	-	886	-	4 137
73064020	Stainless steel pipes and tubes, with an external diameter exceeding 105 mm	-	3 789	-	10 420
73064090	Oth Boiler tubes,stainless steel pipe&tube,w/extrnl diamtr>105mm,contain weight 30% nickel,w/extrnl dia>=10mm	20 847	139 320	106 473	588 552
73065099	Pipe oth than boiler tubes with an externaldiameter >12.5mm	96 500	392 243	245 928	963 673
73066110	Hollow profiles of iron/steel,welded with an externaldiagonal <12.5 mm	-	19 000	-	10 000
73066190	Hollow profiles of iron/steel,welded with an externaldiagonal >=12.5 mm	47 820	258 740	79 713	531 283
73069092	Other than high presure pipes	-	198	-	1 027
73069099	Other high presure pipes	34 392	49 441	92 002	303 133
73071110	Hubless tube or pipe fittings	-	656	-	190
73071190	Other hubless tube or pipe fittings	70 674	338 733	214 704	1 033 919
73071900	Iron or steel; cast fittings, other than of non-malleable cast iron	588 909	3 252 035	1 511 529	8 229 900
73072110	Flanges, having an internal diameter of less than 15 cm	-	948	-	7 591
73072190	Other flanges, having an internal diameter of < 15 cm	91 277	490 756	345 936	2 531 876
73072210	Threaded elbows, bends and sleeves, having an internal diameter of less than 15 cm	5 586	46 150	59 408	447 464
73072290	Other threaded elbows, bends and sleeves, having an internal diameter of less than 15 cm	12 573	26 572	162 224	271 379
73072310	Butt welding fittings, having an internal diameter of less than 15 cm	-	6 578	-	23 767
73072390	Other butt welding fittings,having an internal diameter of less than 15 cm	131 891	476 995	875 097	4 548 280
73072910	Oth Flanges Having an internal diameter of less than 15 cm	16 299	70 462	56 413	250 361
73072990	Oth stainless steel oth than flanges,butt welding,threaded elbow,bend & sleeve of iron/steel>=15cm	75 186	658 759	246 238	2 201 524
73079110	Oth tube or pipe fittings flanges,internal diameter<15cm	9 675	49 953	50 573	312 970
73079190	Oth tube or pipe fittings flanges,internal diameter>=15cm	62 719	669 357	650 904	2 615 138
73079210	Oth tube/pipe fittings threaded elbows,bends&sleeves,internal diameter<15cm	-	4 350	-	99 500
73079290	Oth tube/pipe fittings threaded elbows,bends&sleeves,internal diameter>=15cm	336 506	857 028	485 148	1 231 652
73079310	Oth tube/pipe fittings,butt weldingfittings,internal diameter<15cm	-	18 369	-	96 576
73079390	Oth tube/pipe fittings,butt weldingfittings,internal diameter>=15cm	9 713	297 312	104 953	1 093 932
73079910	Oth tube/pipe fittings,not butt welding fittings/flanges/elbows,bends & sleeve,internal diameter<15cm	4 460	20 754	71 378	296 084
73079990	Oth tube/pipe fittings,not butt welding fittings/flanges/elbows,bends,sleeve internal diameter>=15cm	616 981	2 404 240	4 184 028	16 905 734
73081010	Bridges and bridge sect.prefabricated modular type joined by shear connectors of iron or steel	19	392	159	7 892
73081090	Other bridges and bridge sections of iron or steel	412 993	1 535 856	593 167	1 821 766

Tabel 3 : Ekspor Indonesia menurut Komoditi (Kode HS 8 digit)

Mei 2019

Kode H S	Uraian golongan barang	Berat bersih (Kg)		Nilai F.O.B. (U S \$)	
		Bulan ini	Kumulatif	Bulan ini	Kumulatif
(1)	(2)	(3)	(4)	(5)	(6)
73082019	Other towers of iron or steel	8 683 147	34 608 668	12 879 750	54 443 914
73082021	Lattice masts, prefabricated modular type joined by shear connectors of iron or steel	-	3 842	-	35 796
73082029	Other lattice masts of iron or steel	86 301	368 139	33 849	145 024
73083010	Doors, of a thickness of 6 mm or more not exceeding 8 mm of iron or steel	1 004	17 441	398	97 709
73083090	Oth Doors, of a thickness of 6 mm or more, of iron or steel	14 417	31 392	37 171	89 918
73084010	Equipment for scaffolding, prefabricated modular type joined by shear connectors	100	100	60	60
73084090	Other equipment for scaffolding, shuttering, propping or pit propping	103 682	747 690	294 645	4 356 706
73089020	Other prefabricated modular type joinedby shear connectors	110	11 168	981	8 473
73089040	Oth corrugated and curved galvanised plates or sheets prepared for use in conduits, culverts or tunnels	11 000	32 924	20 223	52 213
73089060	Perforated cable trays of iron or steel	4 406	5 256	191 696	192 752
73089092	Guardrails of iron or steel	100	2 142	50	5 907
73089099	Other guardrails of iron or steel	2 605 770	11 305 864	4 065 936	17 129 944
73090011	Lined or heat-insulated	701	701	2 737	2 737
73090019	Other lined or heat-insulated	1 311 070	6 685 964	195 285	564 586
73090091	Other lined or heat-insulated	1 717	3 641	18 000	24 950
73090099	Other not lined or heat-insulated	24 893	389 455	49 389	1 214 818
73101010	Tank,cask,drum,can,boxe&similar for any material capacity>50L<=300L,of tinplate	43 062	139 894	62 575	261 642
73101091	Tank, cask, drum, can, boxe&similar, capacity>50L<=300L, not tinplate, steel casting, forging/stamping in rough state	-	5 250	-	1 125
73101099	Other tank, cask, drum, can, boxe&similar, capacity>50L<=300L, not tinplate, steel casting, forging/stamping in rough state	134 790	1 085 090	373 262	2 360 531
73102110	Cans which are to be closed by soldering or crimping,of capacity <1L	26 184	55 552	95 656	195 103
73102191	Cans which are to be closed by soldering or crimping,of capacity <1L of tinplate	67 135	178 676	142 571	380 984
73102199	Other cans which are to be closed by soldering or crimping >1L & <50L	90 938	462 599	288 813	1 497 942
73102910	Other casting, forging or stamping, in the rough state, capacity <1L<<50L,of tinplate	127 191	377 810	430 415	1 298 704
73102999	Other not casting, forging or stamping, in the rough statecapacity >1L<<50L,of tinplate	88 614	647 414	203 273	1 279 825
73110024	Containers for compressed/liquefied gas,of iron/steel seamless steel cylinders,capacity>30L &<110L for LPG	-	67 050	-	36 675
73110026	Oth containers for compressed/liquefied gas seamless steel cylinders, capacity<30L	-	1	-	11
73110027	Oth containers for compressed/liquefied gas,seamless steel cylinders,capacity>30L<<110L	-	35 066	-	51 475
73110029	Oth containers for compressed/liquefied gas seamless steel cylinders, capacity>30L	35 768	393 216	14 117	272 430
73110094	Other Containers for compressed or liquefied gas, of iron or steel with capacity > 30L &< 110L	-	15 425	-	16 778
73110099	Other Containers for compressed or liquefied gas, of iron or steel with capacity > 110L	18 947	526 629	18 573	1 345 018
73121010	Standed wire,ropes & cables for locked coil,flattened strands&non rotating wire rope	4	124	10	445
73121020	Stranded wire,rope&cables by plated or coated with brass & of a diameter <=3mm	5 334 888	26 056 394	9 256 440	46 029 117
73121091	Other stranded steel wires for prestressing concrete	703 183	3 829 883	585 360	3 281 596
73121099	Other stranded wire, rope and cables not prestresed concrete strand wire	15 931	77 594	70 295	306 330
73129000	Iron or steel; plaited bands, slings and the like, not electrically insulated	739 345	4 156 619	1 673 704	8 771 374
73130000	Barbed wire of iron/steel; twisted hoop/single flat wire,barbed/not, & loosely twisted double wire,used for fencing	93 110	295 433	129 858	423 781
73141200	Woven cloth with endless bands formachinery, of stainless steel	-	100	-	214
73141400	Iron or steel; woven cloth, of stainless steel, (other than endless bands for machinery)	849	3 416	14 376	56 848

Tabel 3 : Ekspor Indonesia menurut Komoditi (Kode HS 8 digit)

Mei 2019

Kode H S	Uraian golongan barang	Berat bersih (Kg)		Nilai F.O.B. (U S \$)	
		Bulan ini	Kumulatif	Bulan ini	Kumulatif
(1)	(2)	(3)	(4)	(5)	(6)
73141990	Other endless bands for machinery oth than of not stainless steel	-	12 422	-	6 130
73142000	Grill,netting&fencing, welded at intersect, of wire withmax cross-sectional dimension>= 3mm & having a mesh>=100cm2	1 949	4 824	33 374	70 068
73143900	Iron or steel wire; grill, netting and fencing, welded at the intersection, n.e.c. in item no. 7314.20, (other than plated or coated with zinc)	9 187	10 131	14 145	14 405
73144100	Iron or steel wire; grill, netting and fencing, plated or coated with zinc	240 367	1 513 102	315 187	1 986 167
73144200	Iron or steel wire; grill, netting and fencing, coated with plastic	153 072	382 612	204 856	528 981
73144900	Iron or steel wire; grill, netting and fencing, coated with materials other than zinc or plastic	-	45	-	760
73151110	Roller chain for bicycles or motorcycle chain	262	2 027	1 349	40 383
73151191	Other roller chain,transmision type of a pitch length >= 6mm & < 32mm	-	6 189	-	2 340
73151199	Other roller chain, transmision type of a pitch length > 32 mm	523	3 573	42 839	95 789
73151210	Other chain, bicycle or motorcycle chain	2 590	6 994	9 575	25 476
73151290	Other chain, not bicycle or motorcycle chain	-	43 725	-	192 272
73151910	Part of bicycles ofmotorcycle chain	8	54	450	1 565
73151990	Other part of bicycles ofmotorcycle chain	4 000	4 000	10 000	10 000
73152000	Skid chain of iron or steel	3 400	3 450	2 918	2 940
73158100	Stud-link of iron or steel	-	4 960	-	1 091
73158200	Chain; welded link chain, of iron or steel	11 239	37 006	10 970	43 794
73158990	Other chain not formotorcycles and bicycles	-	43 078	-	215 886
73159090	Other parts of not bicycle or motorcycle chain	613 271	2 205 858	1 815 850	6 238 629
73160000	Anchors, grapnels and parts thereof, of iron or steel.	2 283	21 140	511	13 556
73170010	Wire nails of iron or steel	5 918	30 469	22 165	98 390
73170020	Staples of iron or steel	198	1 098	109	856
73170090	Other wires,staples,dog spikes for sleepes;gang nails of iron or steel	22 033	32 751	22 283	30 054
73181100	Threaded articles, coach screws	286	2 071	1 502	7 437
73181210	Threaded articles other wood screws having a shank of an external diameter <= 16 mm	79	86	120	223
73181290	Other threaded articles other wood screws	485	5 359	8 380	66 057
73181300	Screw hooks and screw rings	0	1 594	84	7 260
73181410	Self-tapping screws, having a shank of an external diameter not exceeding 16 mm	-	13 894	-	22 060
73181490	Other Self-tapping screw	3 707	28 698	36 387	219 946
73181510	Other screws and bolts, whether or not with their nuts , or washers having a shank of an external diameter <= 16 mm	279 746	1 541 573	748 605	4 510 271
73181590	Other screws and bolts, whether or not with their nuts or washers, having a shank of an external diameter > 16 mm	778 904	3 473 181	3 739 476	17 251 040
73181610	Nuts for bolts having a shank of an external diameter not exceeding 16 mm	147 829	706 035	1 115 204	5 745 230
73181690	Other nuts for bolts having a shank of an external diameter not exceeding 16 mm	44 976	161 822	386 778	1 444 342
73181910	Other treaded articles having a shank of an external diameter not exceeding 16 mm	1 715	5 743	5 965	51 262
73181990	Other treaded articles having a shank of an external diameter > 16 mm	6 545	24 863	51 899	216 602
73182100	Non-threaded articles, spring washers & other lock washers	77	318	208	7 303
73182200	Non-threaded articles, other washers	27 236	136 064	378 278	1 871 088
73182310	Rivets, having an external diameter not exceeding 16 mm	30	40	1 313	5 332
73182390	Other rivets	427	3 898	5 922	26 866
73182400	Cotters and cotter-pin	4 154	19 719	46 949	200 176
73182910	Other non articles, having a shank of an external diameter not exceeding 16 mm	26 369	78 357	77 734	509 574
73182990	Other non articles, having a shank of an external diameter > 16 mm	92 034	495 110	459 903	2 639 745
73194010	Safety pins	2 937	15 992	4 805	30 468
73194020	Other pins	490	2 353	3 185	21 039
73199010	Sewing, darning or embroidery needles	137	371	20 826	31 837
73199090	Other sewing, darning or embroidery needles	4 760	23 067	28 661	77 329

Tabel 3 : Ekspor Indonesia menurut Komoditi (Kode HS 8 digit)

Mei 2019

Kode H S	Uraian golongan barang	Berat bersih (Kg)		Nilai F.O.B. (U S \$)	
		Bulan ini	Kumulatif	Bulan ini	Kumulatif
(1)	(2)	(3)	(4)	(5)	(6)
73201011	Suitable for use on motor vehicles of heading 87.02, 87.03 or 87.04	2 315 750	12 102 562	3 985 750	21 777 137
73201012	Suitable for use on other motor vehicles	209 933	862 852	506 780	2 060 488
73201019	Other leaf-springs and leaves therefor :	26 616	136 712	37 642	210 441
73201090	Other suitable for use on motor vehicles or machinery of heading 84.29 or 84.30	26 881	257 491	52 521	401 558
73202011	Helical spring,suitable for use on motor vehicle/machinery of heading 84.29 or 84.30 for motor vehicles	73 890	474 854	320 888	1 794 227
73202012	Helical spring,suitable for use on motor vehicle/machinery of heading 84.29 or 84.30 for earth-moving machinery	134	854	2 912	16 643
73202019	Helical spring,suitable for use on motor vehicle/machinery of head 84.29/84.30 not for motor vhcl/earth-moving machine	1 715	32 325	24 163	214 933
73202090	Other helical spring,suitable for use on motor vhcl/machineof head 84.29/84.30 not for motor vhcl/earth-moving machine	22 639	149 703	122 086	643 103
73209010	Other suitable for use on motor vehicles	3 384	11 303	42 918	158 185
73209090	Other suitable not for use on motor vehicles	104 152	657 944	268 230	1 442 864
73211100	Cooking appliances and plate warmers, for gas fuel or for both gas and other fuels	95 643	381 005	532 828	2 455 683
73211200	Cooking appliances and plate warmers, for liquid fuel	-	35 917	-	118 386
73211990	Other, including appliances not for solid fuel	602	18 672	1 349	49 254
73218100	Domestic appliances; non-electric, (other than cookers and plate warmers), for gas fuel or for both gas and other fuels, of iron or steel	-	1 340	-	7 194
73218200	Domestic appliances; non-electric, (other than cookers and plate warmers), for liquid fuel, of iron or steel	762	3 775	370	2 125
73218900	Domestic appliances; non-electric, (other than cookers and plate warmers), for solid fuel and fuels other than gas or liquid, of iron or steel	55	1 818	199	11 264
73219010	Parts of kerosene stoves	24 040	33 583	48 460	68 403
73219020	Parts of cooking appliances & plate warmers using gas fuel	23 845	50 361	54 993	110 571
73219090	Other parts of kerosene stoves/cooking appliances and plate warmers using gas fuel	948	25 423	13 646	131 830
73221900	Radiators and parts there of, not of cast iron	30	1 452	20	1 395
73229000	Air heaters and hot air distributors, (not electrically heated), incorporating a motor-driven fan or blower and parts thereof, of iron or steel	2 838	8 089	30 240	41 583
73231000	Iron or steel wool; pot scourers and scouring/polishing pads,gloves and the like	15 027	72 651	67 520	321 189
73239110	Kitchenware of cast iron, not enamelled	9 448	34 952	11 654	57 146
73239190	Tableware/oth household articles and parts thereof,of cast iron, not enamelled :	368	10 343	1 517	43 384
73239200	Tableware,kitchenware/oth household articles&parts thereof,of cast iron,enamelled	1 134	14 212	10 656	149 178
73239310	Kitchenware of stainless steel	99 881	349 801	719 317	2 859 888
73239320	Ashtray of stainless steel	40	123	6 912	8 225
73239390	Tableware/oth household articles and parts thereof,of stainless steel	49 894	365 601	528 245	5 214 090
73239400	Tableware,kitchenware/oth household articles&parts thereof,of iron (other than cast iron) or steel, enamelled	72 675	312 169	409 624	2 117 662
73239910	Kitchenware of iron other than stainless steel andcast iron	890	15 128	1 156	38 718
73239990	Tableware,kitchenware/oth household articles&parts thereof,of iron other than stainless steel and cast iron	70 516	279 080	284 162	1 195 163
73241010	Sinks and wash basins, of stainless steel, kitchen sinks	220	5 138	1 505	15 503
73241090	Other sinks and wash basins, of stainless steel	3 863	45 001	35 682	261 258
73242110	Bathtubs having rectangular or oblong interior shape, of cast iron, whether or not enamelled	-	1 105	-	9 599
73242190	Oth bathtubs having rectangular or oblong interior shape, of cast iron, whether or not enamelled	50	50	290	290
73242910	Other bathtubs having rectangular or oblong interior shape,not of cast iron, whether or not enamelled	-	615	-	20 502
73242990	Oth bathtubs not having rectangular/oblong interior shape, not of cast iron, whether or not enamelled	-	4 660	-	22 085
73249010	Other, including parts, flushing water closets or urinals (fixed type)	71	3 117	71	7 780
73249091	Parts of kitchen sinks or bathtubs	-	32	-	157
73249093	Parts of flushing water closets or urinals (fixed type)	1 360	1 360	490	490

Tabel 3 : Ekspor Indonesia menurut Komoditi (Kode HS 8 digit)

Mei 2019

Kode H S	Uraian golongan barang	Berat bersih (Kg)		Nilai F.O.B. (U S \$)	
		Bulan ini	Kumulatif	Bulan ini	Kumulatif
(1)	(2)	(3)	(4)	(5)	(6)
73249099	Other parts of kitchen sinks or bathtubs/flushing water closets or urinals (fixed type)	2 183	9 722	35 441	161 705
73251020	Manhole covers, gratings and frames therefor, of non-malleable cast iron	26 454	48 410	369 413	404 017
73251090	Oth cast articl iron/steel,no malleable cast iron,unmanholecover,gratings&frame therefor/spout&cup for latex collect	8 495	54 720	39 128	253 447
73259100	Grinding balls and similar articles for mills not of non-malleable cast iron	-	20	-	26
73259920	Manhole covers, gratings and frames there for not of non-malleable cast iron	-	4	-	209
73259990	Other manhole covers, gratings and frames there for not of non-malleable cast iron	267 836	1 606 500	706 740	4 123 160
73261100	Grinding balls & similar articles for mills,forged/stamped,but not further worked	180 000	902 913	165 581	821 566
73261900	Iron or steel; articles n.e.c. in item no. 7326.11, forged or stamped, but not further worked	221 349	1 166 309	1 077 608	4 940 452
73262050	Poultry cages and the like of iron or steel wire	52 320	170 828	4 800	16 386
73262090	Articles of iron or steel wire not poultry cages & the like or rat traps	2 285 881	11 113 273	2 755 079	13 621 621
73269010	Ships' rudders	6 338	72 418	115 943	567 021
73269030	Stainless steel clamp assemblies with rubber sleeves used for hubless cast iron pipes and pipe fittings	5 807	84 874	17 394	328 166
73269091	Cigarette cases and boxes	60 000	240 038	76 339	313 255
73269099	Cigarette cases and boxes,not of iron or steel	2 310 138	9 662 183	4 501 380	25 545 009
74010000	Copper mattes; cement copper (precipitated copper).	198 528	1 352 942	148 570	1 408 367
74020000	Unrefined copper; copper anodes for electrolytic refining.	20 000	43 000	60 000	129 000
74031100	Refined copper for cathodes and sections of cathodes	18 785 866	63 812 648	115 295 514	400 780 616
74031900	Copper; refined, unwrought, n.e.c. in item no. 7403.1	177 785	799 056	1 045 094	4 879 842
74032100	Copper-zinc base alloys (brass)	-	171 894	-	750 602
74032200	Copper-tin base alloys (bronze)	100 755	408 485	546 005	2 219 110
74032900	Copper; copper alloys n.e.c. in heading no. 7403 (other than master alloys of heading no. 7405)	6 808	14 795	68 685	134 561
74040000	Copper waste and scrap.	4 908 390	19 569 804	28 976 497	107 972 147
74062000	Powders of lamellar structure; flakes	1 157 818	4 824 080	6 554 505	26 379 236
74071030	Profiles of refined cooper	7	7	174	174
74071040	Bars and rods of refined cooper	502 855	3 130 096	3 276 694	20 204 736
74072100	Copper bars, rods and profiles of copper-zinc base alloys (brass) of copper alloys	68 985	849 232	323 687	4 088 841
74072900	Copper; bars, rods and profiles, of copper alloys (other than copper-zinc base alloys)	16 812	16 824	42 030	42 172
74081110	Copper wire of refined cooper, which the max cross-sectional dimension does not exceed 14 mm	1 258 990	6 387 956	8 418 426	41 863 458
74081190	Copper wire of refined copper, which the maximum cross-sectional dimension does exceed 14 mm	866 530	3 643 328	5 860 505	23 925 839
74081900	Copper; wire, of refined copper, of which the maximum cross-sectional dimension is 6mm or less	3 166 923	15 422 331	21 170 213	101 472 782
74082100	Copper wire, of cooper alloys,of copper-zinc base alloys (brass)	643 387	1 856 457	4 488 535	12 433 637
74082200	Copper wire,of cooper alloys of copper-nickel base alloys (cupro-nickel)/copper-nickel-zinc base alloys (nickel silver)	0	9	25	838
74082900	Copper; wire, of copper alloys (other than copper-zinc base alloys, copper-nickel base alloys or copper-nickel-zinc base alloys)	100 000	296 817	604 527	1 815 967
74091100	Copper plates, sheets&strip, of a thickness > 0.15 mm of refined cooper in coils	15	3 357	30	25 216
74091900	Copper; plates and sheets, of a thickness exceeding 0.15mm, of refined copper, not in coils	2 395	7 808	20 763	86 363
74092100	Copper plates, sheets and strip, of a thickness > 0.15 mm of copper zinc base alloys (brass) in coils	36 545	49 213	236 468	317 372
74092900	Copper; plates and sheets, of a thickness exceeding 0.15mm, of copper-zinc base alloys (brass), not in coils	34 026	37 765	42 815	127 513
74093100	Copper plates, sheets and strip, of a thickness > 0.15 mm of copper tin base alloys in coils	-	2 836	-	20 249
74093900	Copper; plates and sheets, of a thickness exceeding 0.15mm, of copper-tin base alloys, not in coils	3 275	13 732	23 466	94 800

Tabel 3 : Ekspor Indonesia menurut Komoditi (Kode HS 8 digit)

Mei 2019

Kode H S	Uraian golongan barang	Berat bersih (Kg)		Nilai F.O.B. (U S \$)	
		Bulan ini	Kumulatif	Bulan ini	Kumulatif
(1)	(2)	(3)	(4)	(5)	(6)
74094000	Copper; plates, sheets and strip, of a thickness exceeding 0.15mm, of copper-nickel base alloys (cupro-nickel) or copper-nickel-zinc base alloys (nickel silver)	198	198	1 089	1 089
74099000	Copper; plates, sheets and strip, of a thickness exceeding 0.15mm, of copper alloys	19	173	396	4 253
74102110	Copper clad laminate for printed circuit boards, of refined cooper, backed	-	139	-	14 980
74102190	Other copper clad laminate not for printer circuit boards, backed	2 397	2 407	4 795	5 354
74111000	Copper tubes & pipes of refined copper	22 624	69 162	255 445	812 862
74112100	Copper tubes & pipes of copper alloyswith copper-zinc basealloys (brass)	0	1 047	24	25 459
74112900	Copper; tubes and pipes, of copper alloys (other than copper-zinc, copper-nickel base alloys (cupro-nickel) or copper-nickel-zinc base alloys (nickel-silver))	-	539	-	23 602
74121000	Copper tube or pipe fittings ofrefined copper	-	207	-	3 091
74122099	Other of of cooper alloys,copper tube or pipe fittings not of copper-zinc base alloys (brass)	13 698	100 424	173 545	1 515 733
74130010	Stranded wire, cables, plaited bands & the like, of copper,not electrically insulated, of a diameter <= 28.28 mm	-	0	-	5
74130090	Stranded wire, cables, plaited bands & the like, of copper,not electrically insulated, of a diameter > 28.28 mm	19 604	19 813	14 116	36 855
74151010	Nails and tacks, similar articles of cooper	86	604	97	465
74151020	Staples and similar articles of cooper	-	565	-	547
74151090	Drawing pins and similar articles of cooper	2 548	6 020	14 346	38 509
74152100	Washers (including spring washers),other articles,not threaded	675	1 455	5 766	13 551
74152900	Copper; rivets, cotters, cotter-pins and similar articles, not threaded	124	505	3 688	127 799
74153310	Screws, other threaded articles	467	4 470	4 865	19 827
74153320	Bolts and nuts, other threaded articles	1 767	8 916	13 317	35 560
74153900	Copper; articles n.e.c. in heading no. 7415	12 809	22 070	584 193	605 412
74181030	Cooking or heating apparatus of a kind used for household purposes, non-electric and parts thereof	-	774	-	401
74181090	Other household articels and parts thereof of coppers	352	3 667	11 111	29 538
74182000	Sanitary ware and parts thereof	3 851	25 217	29 373	181 136
74191000	Chain and parts thereof, other articles of cooper	-	6	-	212
74199110	Reservoirs, tanks, vats and similar containers not fitted with mechanical or thermal equipment	28	79 768	749	534 991
74199190	Other cast, moulded, stamped / forged but not further worked	3 879	19 361	54 566	286 528
74199931	Colth (including endless bands) grill & netting of copper wire for machinery	-	9	-	278
74199939	Colth (including endless bands) grill & netting of copper wire not for machinery	50	50	1 358	1 359
74199940	Pegas, colth (including endless bands) grill and netting of copper wire	19	14 089	3 275	44 286
74199950	Cigarette cases or boxes, colth (including endless bands) grill and netting of copper wire	15	63	897	2 059
74199960	Cooking or heating apparatus, other than of a kind used for domestic purposes, and parts thereof	-	52	-	18
74199970	Articles specially designed for use during religious rites	-	8	-	286
74199991	Electroplating anodes; capacity measures (other than for domestic use)	-	8	-	273
74199992	Reservoirs, tanks, vats & similar containers not fitted w/ mechanical/thermal equipt of a capacity of 300 l or less	29	679	1 826	5 147
74199999	Other articles of non copper	3 270	6 258	15 797	74 107
75011000	Nickel mattes	8 074 777	29 715 528	64 220 101	226 736 906
75030000	Nickel waste and scrap.	10 236	93 067	44 227	501 290
75052200	Wire of nickel alloyes	-	7 020	-	54 161
75061000	Nickel plates, sheets, strip & foil of nickel, not alloyed	-	1	-	6
75062000	Nickel plates, sheets, strip and foil of nickel alloyes	16	43 542	759	370 690
75071200	Tubes and pipes of nickel alloyes	-	650	-	211 255
75072000	Tube or pipe fittings	-	325	-	4 222
75089030	Bolts and nuts, other articles of not nickel	1	1 564	1	541
75089050	Electroplating anodes,including those produced byelectrolysis,other articles of not nickel.	1 357	1 357	906 676	906 676

Tabel 3 : Ekspor Indonesia menurut Komoditi (Kode HS 8 digit)

Mei 2019

Kode H S	Uraian golongan barang	Berat bersih (Kg)		Nilai F.O.B. (U S \$)	
		Bulan ini	Kumulatif	Bulan ini	Kumulatif
(1)	(2)	(3)	(4)	(5)	(6)
75089090	Other articles of nickel	16 025	42 794	674 507	2 495 403
76011000	Aluminium, not alloyed, Unwrought aluminium	1 260	2 755	11 025	13 143
76012000	Aluminium alloys,unwrought aluminium	4 770 838	23 598 110	8 167 736	40 599 773
76020000	Aluminium waste and scrap.	795 470	5 041 341	1 088 227	6 033 295
76031000	Aluminium powders of non lamellarstructure	-	1 080	-	3 377
76032010	Aluminium flakes of lamellar structure	-	50	-	1 832
76032020	Aluminium Powders of lamellar structure	-	10	-	791
76041010	Bars and arods of aluminium, not alloyed	2 878	17 391	16 585	99 069
76041090	Profiles of aluminium, alloyed	70 949	423 177	683 974	4 441 773
76042110	Perforated tube profiles for use in evaporator coils ofmotor vhcl ac machines, hollow profiles of aluminium alloys	8 711	24 835	38 904	115 274
76042120	Aluminium spacers(with one side have light perforations along its w/ length),hollow profiles of alminium alloys	151	195	9	4 911
76042190	Other hollow profiles of aluminium alloys	103 776	365 696	471 143	1 612 010
76042910	Extruded bars and rods non aluminium alloys	2 771 534	12 183 004	9 875 246	43 509 510
76042930	Y-shaped profiles for zip fasteners, in coils non aluminium alloys	-	30	-	30
76042990	Other extruded bars, rods and profiles of non aluminium alloys	219 722	563 520	851 465	2 299 072
76051100	Aluminium wire not alloyed, of which the maximum cross- sectional dimension exceeds 7 mm	466 613	2 122 713	1 088 106	5 098 456
76051990	Other aluminium wire of non aluminiumnot alloyed	22 666	139 968	86 818	468 901
76052100	Aluminium wire of alloys, of which the maximum cross- sectional dimension > 7 mm	-	13 000	-	40 610
76052990	Aluminium wire of non aluminium alloyswith a diameter < 0.254mm	37 682	85 549	114 082	261 520
76061110	Aluminium plates, sheets & strip of plainor figured by rolling of thickness > 0.2 mm	4 373 743	21 747 564	11 009 362	56 520 238
76061190	Oth aluminium plates, sheets & strip ofplain/figured by rolling of thickness > 0.2 mm	841	1 134	7 707	12 440
76061220	Aluminium plates, not sensitised, of a kind used in the printing industry	1	1 022	0	17 566
76061232	Sheets of aluminium alloy for making can stock including end stock and tab stock, af aluminium alloys in coils	-	7 129 936	-	18 572 615
76061233	Sheets of aluminium alloy 5082,5182,<1m in with in coils	34 772	53 596	86 662	133 807
76061235	Other aluminium sheet/coil not exceeding1,000 mm in width	-	610	-	7 790
76061239	Oth plain/figured by rolling/pressing but not surface treated of non aluminium alloys	25	70	1 664	2 195
76061290	Oth non aluminium alloys plain/figured by rolling/pressing but not surface treated	935 647	3 966 207	2 459 795	10 555 695
76069100	Aluminium; plates, sheets and strip, thickness exceeding 0.2mm, not alloyed, (not rectangular or square)	179	1 061	5 107	28 020
76069200	Aluminium; plates, sheets and strip, thickness exceeding 0.2mm, alloys, (not rectangular or square)	5 356	158 225	33 765	430 171
76071100	Aluminium foil rolled but not further worked, not backed	1 138 452	7 722 655	3 641 797	25 205 084
76071900	Aluminium; foil, (not backed), of a thickness not exceeding 0.2mm, not rolled	84 158	1 342 188	194 517	3 690 793
76072010	Aluminium foil for thermal insulation, backed	21 043	54 161	66 199	173 987
76072090	Aluminium foil not for thermal insulation, backed	91 176	465 352	457 718	2 338 526
76081000	Aluminium tubes and pipes of aluminium, not alloyed	1 560	6 454	15 210	63 680
76082000	Aluminium tubes and pipes of aluminium alloys	213 365	978 910	1 056 847	5 013 974
76090000	Aluminium tube or pipe fittings (for example, couplings, elbows, sleeves)	35 446	160 307	147 098	651 542
76101010	Aluminium structure for doors & their frames and thresholdsfor doors	55 450	279 576	463 017	2 583 507
76101090	Aluminium structure for windows & their frames & thresholdsfor doors	55 664	231 169	243 698	979 772
76109030	Other aluminium structures internal/external floating roofsfor petroleum storage tanks	-	706	-	384
76109091	Aluminium structure for bridges and bridge-sections; towers or lattice masts	3 185	29 959	27 810	175 474
76109099	Oth aluminium structure not for bridges & bridge- sections;towers or lattice masts	132 530	448 823	489 102	1 831 782
76110000	Aluminium reservoirs, tanks, vats andsimilar containers for any material	1 172	6 579	5 141	50 125
76121000	Aluminium collapsible tubular containers	4 297	24 954	40 257	232 438

Tabel 3 : Ekspor Indonesia menurut Komoditi (Kode HS 8 digit)

Mei 2019

Kode H S	Uraian golongan barang	Berat bersih (Kg)		Nilai F.O.B. (U S \$)	
		Bulan ini	Kumulatif	Bulan ini	Kumulatif
(1)	(2)	(3)	(4)	(5)	(6)
76129010	Aluminium casks, drums, cans, boxes and seamless containersfor fresh milk	1	1	7	7
76129090	Other aluminium casks, drums, cans, boxes &containersfor any material	458 584	2 768 520	1 807 215	11 937 790
76130000	Aluminium containers for compressed or liquefied gas.	10 962	107 282	71 934	714 183
76141011	Cables with steel core cables of a diameternot < 25.3 mm	-	4 732	-	18 267
76141019	Cables of aluminium,not electrically insulated,with steel core, a diameter> 28.28 mm	8 785	42 589	327 298	1 289 785
76141090	Stranded wire, plaited bands and the like, of aluminium, not electrically insulated, With steel core	-	7 545	-	19 870
76149011	Cables of aluminium, not electrically insulated, without core, diameter< 25.3 mm	39 625	105 796	340 762	1 060 744
76149019	Cables of aluminium, not electrically insulated, withoutwithout steel core, a diameter> 28.28 mm	-	3	-	338
76149090	Without steel core	53 599	325 053	364 428	1 743 193
76151090	Tableware,kitchenware or Other household articles and parts thereof of aluminium	105 191	450 731	873 386	3 194 805
76152020	Bedpans, urinals and chamber-pots of aluminium	-	15	-	295
76152090	Other sanitary ware and parts thereof of aluminium	4 073	39 678	3 614	79 772
76161010	Nails of aluminium	-	972	-	120
76161020	Staples and hooks, bolts and nuts of aluminium	40	374	2 661	5 921
76161090	tacks, screws,screw hooks, rivets, cotters, cotter-pins, washers and similar articles :of aluminium	3 922	19 397	77 563	228 343
76169100	Cloth, grill, netting and fencing, of aluminium wire	110	1 259	2 703	6 116
76169920	Ferrules for use in the manufacture of pencilsof aluminium	50	123	2 771	3 522
76169930	Aluminium Slugs, round, of such dimension that the thickness exceeds one-tenth of the diameter	-	71	-	51
76169940	Bobbins, spools, reels and similarsupports for textile yarnof aluminium	5 313	49 584	131 153	584 040
76169951	Venetian blinds of aluminium	10 733	24 482	101 818	244 562
76169959	Blinds other than venetian blind of aluminium	635	1 787	9 105	46 965
76169990	Other articles of aluminium	104 429	390 520	631 214	2 313 486
78011000	Unwrought refined lead	1 698 399	3 484 060	3 349 107	7 136 249
78019100	Unrefined lead containing by weight antimonyas the principal other element	25 923	419 811	54 400	952 829
78019900	Unrefined lead containing by weight antimony not as the principal oth elemen	23 087	23 087	59 832	59 832
78020000	Lead waste and scrap	-	3	-	45 844
78041190	Lead sheets, strip and foil of a 0.15 mm<=thicknes<0.2mm	-	22 005	-	58 048
78041900	Lead plates	-	127	-	230
78060020	Lead bars , rods, profiles and wire	22 674	165 319	292 788	1 741 919
78060040	Lead wool,washers,electro-plating anodes	-	1 679	-	20 674
79011100	Unwrought zinc, not alloyed containing by weight 99.99% or more	-	350	-	1 161
79011200	Unwrought zinc, not alloyed containing by weight< 99.99%	39 776	217 670	102 076	517 751
79012000	Unwrought zinc, alloys	-	70 600	-	153 115
79020000	zinc waste and scrap	462 847	2 351 223	867 825	4 583 351
79031000	Zinc dust	322 742	827 503	662 254	1 707 312
79039000	Zinc powders and flakes	13 500	16 950	11 565	13 842
79040000	Zinc bars,rods, profiles and wire	-	1 043	-	6 738
79050040	Zinc bars, rods, profiles and wire, of a thickness<=0.15mm	552	3 788	7 376	19 568
79050090	Zinc bars, rods, profiles and wire, of a thickness>0.15mm	168	2 553	451	822
79070030	Gutters, roof capping, skylight frames &oth fabricatedbuilding components of zinc	500	19 500	50	4 741
79070040	Tubes, pipes and tube or pipe fittings (example couplings, elbows, sleeves) of zinc	-	2 588	-	17 283
79070091	Cigarette cases or boxes; ashtrays of zinc	-	0	-	19
79070092	Other household articles of zinc	5 094	10 748	4 454	14 211
79070093	Electro-plating anodes, calotsbattery,tacks,nuts,bolts.Nailstencil plates, screws, rivets and similar fastening of zinc	3 090	3 090	4 779	4 779
79070099	Other articles undefined of zinc	226 795	1 277 528	170 954	811 739
80011000	Unwrought tin, not alloyed	7 120 000	27 685 000	137 496 175	564 373 075
80012000	Unwrought tin alloys	-	700	-	34 223
80030010	Tin bar for Soldering	105 120	596 374	2 222 206	12 585 146
80070099	Other articles of tin not yet defined	-	2 000	-	80 276
81019600	Tungsten (wolfram) Wire	-	1 200	-	4 888

Tabel 3 : Ekspor Indonesia menurut Komoditi (Kode HS 8 digit)

Mei 2019

Kode H S	Uraian golongan barang	Berat bersih (Kg)		Nilai F.O.B. (U S \$)	
		Bulan ini	Kumulatif	Bulan ini	Kumulatif
(1)	(2)	(3)	(4)	(5)	(6)
81019700	Tungsten (wolfram) Waste and scrap	9 097	60 260	80 708	748 319
81019910	Bars and rods, other than those obtained simply by sintering; profiles, sheets, strip and foil	2	2	3	3
81019990	Other articles undefined of Tungsten (wolfram)	1	1	1	1
81029600	Molybdenum wire	-	90	-	323
81029700	Molybdenum waste and scrap	2	2	37 350	37 350
81032000	Unwrought tantalum, including bars and rods obtained simply by sintering; powders	3	84	1 748	50 412
81033000	Tantalum waste and scrap	18 488	102 146	426 710	2 552 671
81039000	Tantalum; articles n.e.c. in heading no. 8103	88	163	61 192	100 642
81041900	Unwrought magnesium contain< 99.8 % by weight of magnesium	-	147	-	640
81042000	Unwrought magnesium waste and scrap	151 616	469 274	173 687	549 624
81083000	Titanium waste and scrap	8 868	29 313	37 397	120 900
81089000	Titanium; other than unwrought, n.e.c. in heading no. 8108	6	71	120	1 611
81099000	Zirconium; other than unwrought, n.e.c. in heading no. 8109	-	4	-	2
81101000	Unwrought antimony powders	41 614	515 385	141 978	2 100 340
81125200	Waste and scrap of thallium	-	9	-	71
81129900	Gallium, germanium, hafnium, indium, niobium (columbium), rhenium and vanadium; articles thereof, other than unwrought including waste and scrap and powders	-	85	-	1 150
81130000	Cermets and articles thereof, including waste and scrap	235	626	1 174	3 202
82011000	hand tools Spades and shovels	2 420	3 093	319	1 545
82013010	hand tools Hoes and rakes	-	30	-	30
82013090	hand tools Mattocks, picks	552	5 304	8 432	13 170
82014000	Axes, bill hooks and similar hewing tools	-	30	-	100
82015000	Secateurs and similar one-handed pruners and shears(including poultry shears)	30	314	21	575
82016000	Hedge shears, twohand toolshanded pruning shears and similar two-handed shears	120	120	400	400
82019000	Tools, hand; forks, scythes, sickles, hay knives, timber wedges, and other hand tools of a kind used in agriculture, horticulture or forestry n.e.c. in heading 8201	312	4 084	16 361	55 172
82021000	Hand saws	2	385	70	1 375
82022000	Band saw blades	-	74	-	1 166
82023100	Circular saw blades with working part of steel	1 521	8 706	77 882	418 414
82023900	Tools, hand; circular saw blades (including slitting or slotting saw blades), with working part of materials (other than steel)	11 759	39 449	364 091	1 513 456
82024000	Chain saw blades	-	59	-	1 160
82029100	Straight saw blades, for working metal	-	15	-	187
82029910	Straight saw blades, for working Other than metal	-	7	-	99
82029990	Saw blades parts	41 343	251 014	487 449	2 810 157
82031000	Files, rasps and similar tools	8 859	129 540	80 887	838 818
82032000	Pliers (including cutting pliers),pincers, tweezers andsimilar tools	2 733	8 363	10 955	50 545
82033000	Metal cutting shears and similar tools	12	127	1 344	11 065
82034000	Pipe-cutters, bolt croppers, perforatingpunches, & similar tools	3 102	21 352	5 022	19 715
82041100	Hand operated spanners and wrenches non adjustable	695	5 839	5 981	54 003
82041200	Hand operated spanners and wrenchesa djustable	116	1 072	1 634	7 213
82042000	Interchangeable spanner sockets, with or without handles	238	2 777	1 663	19 878
82051000	Drilling, threading or tapping tools, hand operated	6 364	20 795	18 381	178 139
82052000	Hammers and sledge hammers	20	11 501	603	22 374
82053000	Planes, chisels, gouges & similarcutting tools for working wood	-	33 129	-	33 926
82054000	Screwdrivers	1 229	15 221	608	23 186
82055100	Tools, hand; household tools	55	22 562	39	12 504
82055900	Glaziers' diamonds	3 034	24 457	9 349	79 187
82056000	Blow lamps	65	8 116	46	6 542
82057000	Vices, clamps and the like	3 418	14 687	46 085	180 858
82059000	Tools, hand; n.e.c. in heading 8205, incl anvils, portable forges, hand/pedal-operated grinding wheels with frameworks, &sets of articles of two/more of the in heading 8205	51 758	55 812	31 399	164 394
82060000	Tools of two/ more of the headings82.02 to 82.05 put up in sets for retail sale	222	7 694	1 077	248 359

Tabel 3 : Ekspor Indonesia menurut Komoditi (Kode HS 8 digit)

Mei 2019

Kode H S	Uraian golongan barang	Berat bersih (Kg)		Nilai F.O.B. (U S \$)	
		Bulan ini	Kumulatif	Bulan ini	Kumulatif
(1)	(2)	(3)	(4)	(5)	(6)
82071300	Rock drilling or earth boring tools, with working part of cermets, Interchangeable tools for hand tools	521	2 207	37 321	167 619
82071900	Rock drilling/ earth boring tools, without working part of cermets, Interchangeable tools for hand tools	2 395	38 472	205 230	805 742
82072000	Dies for drawing or extruding metal, Interchangeable tools for hand tools	15 648	71 391	257 166	1 195 401
82073000	Tools for pressing, stamping or punching, Interchangeable tools for hand tools	17 999	673 182	219 373	6 582 457
82074000	Tools for tapping or threading, Interchangeable tools for hand tools	11	1 703	1 243	95 242
82075000	Tools for drilling, other than for rock drilling, Interchangeable tools for hand tools	1 391	21 953	494 501	2 864 284
82076000	Tools for boring or broaching, Interchangeable tools for hand tools	35	90	565	25 378
82077000	Tools for milling, Interchangeable tools for hand tools	2 520	12 588	1 127 876	5 507 495
82078000	Tools for turning, Interchangeable tools for hand tools	-	11	-	350
82079000	Screw driving, interchangeable tools	20 659	77 077	80 940	1 681 381
82081000	Knives and cutting blades for metal working for machineor mechanical appliance	53	3 241	18 035	69 817
82082000	Knives and cutting blades for wood working for machineor mechanical appliance	112 714	435 373	891 378	3 843 556
82083000	Knives & cutting blades for kitchen appliances or for machines used by the food industry	51	184	240	828
82084000	Knives & cutting blades for agricultural, horticultural or forestry machines	-	68	-	138
82089000	Tools; knives and cutting blades, for machines or mechanical appliances, n.e.c. in heading no. 8208	668	4 797	56 952	251 422
82090000	Plates, sticks, tips and the like for tools, unmounted, of cermets	19	204	2 347	47 069
82100000	Hand-operated mechanical appliances, weighing <=10 kg used in preparation, conditioning or serving of food or drink.	85	2 965	4 369	58 271
82111000	Sets of assorted articles, Knives with cutting blades, serrated or not, oth than knives of heading 82.08	-	27	-	325
82119100	Table knives having fixed blades, serrated or not, oth than knives of heading 82.08	681	2 695	10 854	35 145
82119250	knives ,fix blades, handle of base metal for agricultural, horticultural/forestry, oth than of heading 82.08	-	280	-	958
82119291	Flick knives/ spring knives; hunting knives, diving knives and scouts' knives; penknives, with blades>= 15 cm length	-	101	-	3 000
82119299	Flick knives/ spring knives; hunting knives, diving knives and scouts' knives; penknives, with blades<15 cm length	80	5 552	36	102 323
82119321	Knives having other than fixed blades, used for agriculture, horticulture or forestry :With handle of base metal	3 053	3 053	14 081	14 081
82119390	Knives having other than fixed blades for household	4	3 292	250	34 161
82119490	Blades For knives of a kind use for household	-	5	-	142
82119500	Knife handles of base metal	-	3	-	5
82121000	Razors	5	644	24	11 305
82122010	Double-edged razor blades	285	1 459	7 941	46 620
82122090	Safety razor blade blanks in strips	16	71	76	716
82130000	Scissors, tailors' shears and similar shears, and blades there for	545	1 933	2 352	4 659
82141000	Paper knives, letter openers, erasing knives, pencil sharpeners and blades therefor	114	437	180	1 488
82142000	Manicure/ pedicure sets and instruments including nail files	1	107	5	2 499
82149000	Cutlery; hair clippers and mincing knives	183	2 403	2 884	53 277
82151000	Sets of assorted articles similar kitchen or tableware containing at least one article plated with precious metal	-	58	-	211
82152000	Sets of assorted articles similar kitchen or tableware	27 338	65 867	261 890	680 496
82159900	Similar kitchen/table ware not plated precious metal(example: Spoons, forks, ladles, skimmers, fish/butter knives, sugartongs)	211 578	794 833	2 211 207	8 519 501
83011000	Padlocks (key, combination/ electrically operated), of base metal	43	879	670	26 833
83012000	Locks of a kind used for motorvechiles	36 792	160 203	535 903	2 205 913
83013000	Locks of a kind used for furniture of base metal	6 942	12 761	11 932	36 413
83014020	Door locks of base metal	199	2 782	782	8 795

Tabel 3 : Ekspor Indonesia menurut Komoditi (Kode HS 8 digit)

Mei 2019

Kode H S	Uraian golongan barang	Berat bersih (Kg)		Nilai F.O.B. (U S \$)	
		Bulan ini	Kumulatif	Bulan ini	Kumulatif
(1)	(2)	(3)	(4)	(5)	(6)
83014090	Other padlocks and locks of base metal	1 362	5 866	1 331	42 387
83015000	Clasps and frames with clasps, incorporating locks of basemetal	99	699	3 009	16 948
83016000	Parts of padlocks and locks of base metal	22 621	105 055	672 990	2 025 178
83017000	Keys presented separately of padlocks and lockof base metal	1 258	6 514	60 947	270 464
83021000	Hinges of base metal	17 728	69 144	151 666	710 602
83022010	Castors with mounting of base metal, a diameter , 100 mm < diameter <= 250 mm (including tyres)	12	12	273	273
83022090	Castors with mounting of base metal, a diameter< 100 mm (including tyres)	10 084	32 263	70 550	168 937
83023010	Hasps suitable for motor vechiles of base metal	-	81	-	338
83023090	mountings, fittings and similar articles suitable for motor vehicles of base metal	164 384	832 753	739 665	4 217 982
83024131	Hasps suitable for building of base metal, a kind suitablefor building	97	3 597	110	16 611
83024139	Bolts; hooksand eyes; staplesof base metal, a kind suitable for building	52	819	2 707	24 280
83024190	Other mounting, fittings, and similar article of base metal,a kind suitable for building	337 811	1 617 320	1 377 437	6 293 115
83024220	Hasps of base metal of a kind suitable for furniture	-	70	-	531
83024290	Other mounting, fittings, and similar article of base metal,a kind suitable for furniture	150 515	664 302	713 717	2 992 608
83024910	Base metal mountings, fittings and similar articles of a kind suitable for saddlery	102	430	6 512	15 652
83024991	Hasps of base metal a kind suitable for trunks, chests, caskets or the like	38 110	189 489	242 242	1 063 368
83024999	Base metal fittings and similar articles of a kind suitablefor trunks, chests, caskets or the like	1 237	65 092	17 486	239 938
83025000	Hat-racks, hat-pegs, brackets and similar fixtures of base metal	28 513	91 884	207 963	787 973
83026000	Automatic door closers of base metal	36 272	173 190	187 558	944 472
83030000	Armoured/reinforced safes, strong-boxes&doors, safe deposit lockers for strong-rooms, cash or deed boxes of base metal.	429 276	1 673 381	822 588	3 187 825
83040010	Filing cabinets or card-index cabinets of base metal	8 009	30 726	17 771	124 131
83040091	Office/desk equip of aluminium (paper trays, paper rests, pen trays, office-stamp) oth than office furniture of head 94.03.	5 241	114 316	25 458	609 109
83040099	Office/desk equip of other metal (paper trays/ rests, pen trays, office-stamp) oth than office furniture of head 94.03.	1 418	5 023	7 147	15 609
83051090	Fittings for loose-leaf binders/files oth than double loop wire binders	283	694	3 099	5 813
83052010	Staples in strips for office use of base metal	636	3 857	742	3 393
83052020	Staples in strips for other than office use (example, upholstery, packaging) of iron or steel	1	7 686	20	46 895
83052090	Staples in strips for other than office use (example, upholstery, packaging) of other metal	-	62	-	1 668
83059010	Paper clips	187	813	337	5 350
83059090	Othrer office articles and part of base metal	4 642	6 819	8 961	15 904
83061000	Bells, gongs and the like, non-electric, of base metal	16 577	41 136	77 215	264 263
83062100	Statuetes and other ornamen plated with precious metal	4 689	15 413	39 227	92 864
83062910	Statuetes and other ornamen of copper or lead	53 108	194 465	324 568	1 446 734
83062920	Statuetes and other ornamen of nickel	-	6	-	269
83062930	Statuetes and other ornamen of aluminium	6 889	24 471	26 292	143 191
83062990	Statuetes and other ornamen of iron or steel	147 751	655 714	737 280	3 096 804
83063010	Photograph, picture or similar frames; mirrors : of copper	275	1 287	5 612	29 651
83063091	Metallic mirrors reflecting traffic views at roadintersections or sharp corners of base metal	39	102	677	1 090
83063099	Photograph, picture or similar frames; mirrors made of basemetal other than copper	15 365	72 083	84 656	372 108
83071000	Flexible tubing of base metal, with or without fittings of iron or steel	9 630	210 568	1 966	547 948
83079000	Flexible tubing of base metal, with or without fittings of other base metal	1 328	2 106	33 752	50 504
83081000	Hooks, eyes, eyelets of base metal used for clothing/clothingacc, footwear, jewellery, watches, books, awnings, leather	4 902	26 069	68 465	299 309

Tabel 3 : Ekspor Indonesia menurut Komoditi (Kode HS 8 digit)

Mei 2019

Kode H S	Uraian golongan barang	Berat bersih (Kg)		Nilai F.O.B. (U S \$)	
		Bulan ini	Kumulatif	Bulan ini	Kumulatif
(1)	(2)	(3)	(4)	(5)	(6)
83082000	Tubular or bifurcated rivets of base metal	2	2 895	72	6 576
83089010	Beads including parts of base metal	3 216	7 002	17 691	44 811
83089090	Clasps, frames with clasps, buckles, buckle-clasps of base metal	4 772	17 774	93 021	412 964
83091000	Crown corks of base metal	-	70 654	-	151 673
83099010	Capsules for bottles of base metal	-	86	-	2 904
83099020	Top ends of aluminium cans	77 580	550 039	322 073	2 044 399
83099070	Other caps for cans of base metal	113 628	502 542	225 592	882 278
83099081	Bottle caps; screw caps of aluminium	390	411	177	297
83099089	Bungs for metal drums; bung covers; seals; case corner protectors of aluminium	2 856	9 410	22 063	83 165
83099091	Bottle caps; screw caps of base metal other than aluminium	125	238	1 243	2 488
83099092	Bungs for metal drums; bung covers; seals; case corner protectors of base metal other than aluminium	28 588	53 861	109 666	216 969
83099099	Other packing accessorie of base metal	12 582	39 310	67 969	232 064
83100000	Sign-plates, name-plates, address-plates and similar plates,numbers,letters,other symbols of base metal,excl head 94.05	709	4 674	26 580	94 888
83111010	Coated electrodes of base metal,for electricarc-welding in rolls	17 955	118 120	25 077	150 677
83111090	Coated electrodes of base metal, for electric arc-welding in a forms oth than rolls	386 554	2 778 482	932 098	5 586 549
83112021	Cored wire of alloy steel, by weight, contain>=4.5 % carbonand >=20 % chrom ,for electric arc-welding in rolls	-	105	-	859
83112029	Cored wire of alloy steel, by weight, contain>=4.5 % carbonand >=20 % chrom,for electric arc-welding, in rods	-	1 245	-	9 020
83112090	Cored wire made of base metal other than alloy steel , for electric arc-welding	-	3 042	-	11 145
83113021	Cored wire of alloy steel,by weight, contain>=4.5 % C and >=20 % Cr ,for soldering,brazing, welding by flame in rolls	-	1 200	-	1 812
83113029	Cored wire of alloy steel,by weight, contain>=4.5 % C and >=20 % Cr ,for soldering,brazing, welding by flame, in rods	95	115	860	908
83119000	Wire and rods, of agglomerated base metal powder, used for metal spraying	4 143	20 783	89 059	479 127
84013000	Fuel elements (cartridges), non-irradiated for nuclearreactors	-	80	-	9 793
84021110	Watertube boilers with a steam production>45 ton/hour electrically operated, other than central heating hot water	2	7 153	9	78 740
84021211	Watertube boilers,with a 15 ton/hour<steam production<= 45ton/hour, electric operated, oth than central heating hotwater	-	8	-	40
84021219	Watertube boilers with a steam production <15 ton/ hour , electric operated, oth than central heating hotwater	3 340	45 954	43 450	501 470
84021919	Boilers,includ hybrid boiler, steam production<=15 ton/hourelectrically operated, other than central heating hot water	-	300	-	9 120
84022010	Super-heated water boilers, electric operated, oth than central heating hotwater	-	108	-	112
84029090	Parts for Steam/other vapour generating boilers,oth than boiler bodies, shells or casings	19 294	246 995	110 774	1 172 169
84031000	Boilers for central heating boilers, other than those of heading 84.02.	40 000	155 742	199 500	650 060
84039090	Parts for central heating boilers, oth than Boiler bodies, shells or casings	516	714	3 208	8 508
84041019	Economisers,super-heaters,gas recoverers (Auxiliary plant)for use with boilers of heading 84.02	1	1	1	1
84042000	Condensers (Auxiliary plant) for steam/ other vapour power units for use with boilers of heading 84.02 or 84.03	-	801 505	-	4 253 798
84049090	Part for use condensers/ Auxiliary plant (subheadings 8404.20.00)	-	2 481	-	39 017
84051000	Producer gas or water gas generators, with/out purifiers; acetylene gas generators and similar water process gas	-	1	-	51
84059000	Parts of producer gas or water gas generators, with/out purifiers; acetylene gas generators and similar	10	29	1 000	1 115
84061000	Steam turbines and other vapour turbines.for marine propulsion	-	6	-	1 200
84069000	Part steam and other vapour turbines	36 326	440 214	606 650	3 660 554

Tabel 3 : Ekspor Indonesia menurut Komoditi (Kode HS 8 digit)

Mei 2019

Kode H S	Uraian golongan barang	Berat bersih (Kg)		Nilai F.O.B. (U S \$)	
		Bulan ini	Kumulatif	Bulan ini	Kumulatif
(1)	(2)	(3)	(4)	(5)	(6)
84071000	Spark-ignition reciprocating or rotary internal combustion piston engines for Aircraft	4 885	13 205	2 494 332	4 049 611
84072110	Spark-ignition reciprocating or rotary internal combustion,a power <=22.38kW/30 hp, for outboard motors	-	27	-	4 353
84072190	Spark-ignition reciprocating or rotary internal combustion,a power>22.38kW/30 hp, for outboard motor	1 140	18 568	12 572	47 323
84072920	Spark-ignition reciprocating or rotary internal combustionfor marine propulsion engines,a power <=22.38kW/30 hp,	-	12 317	-	154 894
84072990	Spark-ignition reciprocating or rotary internal combustionfor marine propulsion engines,a power >22.38kW/30 hp,	696	1 877	7 696	39 416
84073100	Spark-reciprocating piston engines, cylinder capacity<=50 cc, for vehicles of Chapter 87	11	11	1 086	1 086
84073211	Spark-reciprocating piston engines, cylinder capacity50 < cc <=110, for vehicles of Chapter 87.01	18	2 143	286	1 233
84073219	Spark-reciprocating piston engines, cylinder capacitycylinder capacity 50 < cc <=110, oth than 8701 or 8711	-	2	-	21
84073222	Spark-reciprocating piston engines, cylinder capacity110 < cc <=250, for vehicles of Chapter 87.01	1 972 501	8 019 270	20 886 836	71 140 885
84073320	Spark-reciprocating piston engines, cylinder capacity250 < cc <=1000, for vehicles of Chapter 87.01	1 140	2 596	27 444	66 519
84073390	Spark-reciprocating piston engines, cylinder capacitycylinder capacity 250 < cc <=1000, oth than 8701 or 8711	86	86	109	109
84073450	Full assembled,spark- reciprocating piston engines,cylindercapacity<=1,100cc, for vehicles of Chapter 87.01	644	666	27 599	29 448
84073471	Full assembled,spark- reciprocating piston engines,cylindercapacity<=2000cc, for vehicles of Chapter 87	833 170	3 694 006	10 188 772	45 907 035
84073472	Full assembled,spark- reciprocating piston engines,cylindercapacity 2000< cc <=3000, for vehicles of heading 87	403 427	1 669 599	3 638 893	15 862 472
84073473	Full assembled,spark- reciprocating piston engines,cylindercapacity>3000 cc, for vehicles of Chapter 87	48	48	2 992	2 992
84073492	Assembled not complet, spark-reciprocating piston engines, cylinder capacity<=1,100cc, for vehicles of Chapter 87.01	164 170	902 048	1 571 489	8 372 183
84073494	Assembled not complet, spark-reciprocating piston engines, cylinder capacity<=2000cc, for vehicles of Chapter 87	945 170	4 268 685	6 825 758	28 213 107
84073495	Assembled not complet, spark-reciprocating piston engines, cylinder capacity 2000< cc <=3000, for vehicles of head 87	100 125	949 559	793 204	7 631 954
84079010	Oth Spark-ignition reciprocating/rotary internal combustionpiston engines, of a power<=18.65 kW	2	33	1 330	1 711
84081030	Diesel or semi-diesel engines ,a power 100< kW <=750 for marine propulsion	-	25 384	-	39 898
84081090	Diesel or semi-diesel engines ,a power >750 kW for marine propulsion	4 050	24 194	122 038	445 242
84082010	Fully assembled , Diesel/ semi-diesel engines for vechilesof subheading 8701.10	-	111	-	75
84082021	Fully assembled , Diesel/ semi-diesel engines, a cylinder capacity<=2000 cc, for vehicles of heading 87	356	3 495	4 879	33 589
84082022	Fully assembled , Diesel/ semi-diesel engines, a cylinder capacity 2000< cc<=3500 cc, for vehicles of heading 87	5 600	91 773	49 473	851 978
84082096	Assembled not complet, Diesel or semi-diesel engines, of cylinder capacity>3500 cc, for vehicles of heading 87	1 428	10 472	15 942	116 909
84089010	Other diesel or semi-diesel engines, a power <= 18.65 kW	6 908	10 475	65 665	109 710
84089051	Diesel or semi-diesel engines, power>100 kw, used of head84.29 or 84.30 (example bulldozer,pile-driver,excavator)	228 111	929 944	4 836 203	18 546 628
84089059	Other Diesel or semi-diesel enginesOf a power exceeding 100 kW	134 429	402 648	961 239	2 984 446
84089091	Diesel or semi-diesel engines, power<100 kw, used of head84.29 or 84.30 (example bulldozer,pile-driver,excavator)	-	1 175	-	220
84089099	Other Diesel or semi-diesel engines, a power<100 kW	31 810	339 084	256 916	2 817 661
84091000	Parts of spark-ignition combustion piston engine,for aircraft	-	1 585	-	36 465

Tabel 3 : Ekspor Indonesia menurut Komoditi (Kode HS 8 digit)

Mei 2019

Kode H S	Uraian golongan barang	Berat bersih (Kg)		Nilai F.O.B. (U S \$)	
		Bulan ini	Kumulatif	Bulan ini	Kumulatif
(1)	(2)	(3)	(4)	(5)	(6)
84099111	Carburettors and parts of gasoline engines,for heading 84.29 or 84.30 (exam;bulldozers,excavators,pile driver)	13	215	227	4 144
84099112	Cylinder blocks,crank cases of gasoline engines for heading 84.29 or 84.30 (example; excavators,pile driver)	866	1 603	2 074	7 627
84099113	Cylinder liner,with an internal diameter 50< mm <=155, of gasoline engines, for heading 84.29 or 84.30	3 002	4 873	38 894	63 558
84099114	Cylinder liner,with an internal diameter >155 mm, of gasoline engines, for heading 84.29 or 84.30	-	7 095	-	369
84099115	Cylinder heads and head covers, gasoline engines, for heading 84.29 or 84.30	3 049	35 973	10 331	180 416
84099116	Pistons, with an internal diameter 50< mm <=155, of gasoline engines, for heading 84.29 or 84.30	-	1	-	9
84099117	Pistons, with an internal diameter >155 mm, of gasoline engines, for heading 84.29 or 84.30	1 652	19 660	22 064	257 558
84099118	Piston rings and gudgeon pins, of gasoline engine, for heading 84.29 or 84.30	20 236	96 664	1 018 489	5 236 252
84099119	Other parts undefinied of gasoline engine for heading 84.29 or 84.30	88 471	605 569	444 411	2 735 744
84099121	Carburettors and parts of gasoline engines, for vehicles of heading 87.01	1	1	30	30
84099122	Cylinder blocks,crank cases of gasoline engines, for vehicles of heading 87.01	-	77	-	2 326
84099124	Cylinder liner,with an internal diameter >155 mm, of gasoline engines, for vehicles of heading 87.01	-	113	-	4 121
84099129	Other parts undefinied of gasoline engine for vehicles of heading 87.01	1 598	3 935	10 141	31 387
84099131	Carburettors and parts of gasoline engines, for vehicles of heading 87.11	3 722	13 429	88 254	682 552
84099132	Cylinder blocks,crank cases of gasoline engines, for vehicles of heading 87.11	45 435	96 777	541 929	1 114 610
84099134	Cylinder liner,with an internal diameter 50< mm <=155, of gasoline engines, for heading 87.01	-	130	-	288
84099135	Cylinder liner,with an internal diameter >155 mm, of gasoline engines, for vehicles of heading 87.11	87 911	415 653	604 652	2 955 916
84099137	Pistons, with an internal diameter 50< mm <=155, of gasoline engines, for vehicles of heading 87.11	7 603	40 559	292 647	1 543 255
84099138	Piston rings and gudgeon pins, of gasoline engines, for vehicles of heading 87.11	1 167	4 526	56 387	216 631
84099139	Other parts undefinied of gasoline engine for vehicles of heading 87.11	121 133	466 138	4 323 751	17 652 974
84099141	Carburettors and parts of gasoline engines, for vehicles of chapt 87, oth than 8701 or 87.11	41 972	220 686	1 974 334	9 679 085
84099142	Cylinder blocks,crank cases of gasoline engines, for vehicles of chapt 87, oth than 8701 or 87.11	279 068	1 306 225	1 357 174	6 431 479
84099144	Cylinder liner,with internal diameter >155 mm,of gasoline engines,for vehicles of chapt 87,oth than 8701 or 8711	2 449	17 399	34 409	276 996
84099145	Cylinder heads and head covers, of gasoline engine,for vehicles of chapt 87,oth than 8701 or 8711	70 503	421 270	411 450	2 675 139
84099146	Pistons, with an external diameter 50<= mm< 155 for other vehicles of chapt 87, oth than 8701 or 87.11	1 009	10 623	19 337	203 636
84099147	Pistons, with an external diameter >155 mm for other vehicles of chapt 87, oth than 8701 or 87.11	38	115	1 546	3 537
84099148	Piston rings and gudgeon pins for other vehicles of Chapter87, oth than 8701 or 87.11	28 819	142 175	3 090 900	14 663 763
84099149	Other parts undefinied of gasoline engine for other vehicleof chapt 87, oth than 8701 or 87.11	390 514	1 815 577	5 126 888	23 931 687
84099152	Cylinder liner,with an internal diameter 50<mm<=155, of gasoline engine, power <= 22.38 kW, propulsion for vessels of Chapter 89	-	41	-	937
84099159	Other parts undefinied of gasoline engine,a power<= 22.38 kW, propulsion for vessels of Chapter 89	63 829	283 493	195 110	900 644
84099163	Other cylinder liners, gasoline engine, a power >22,38 KW, propulsion for vessels of Chapter 89	-	13 680	-	9 916
84099164	Pistons, with an external diameter of 50<= mm< 155 mm, ofgasoline engine, power > 22.38 kW, propulsion for vessels of Chapter 89	-	11 351	-	11 950

Tabel 3 : Ekspor Indonesia menurut Komoditi (Kode HS 8 digit)

Mei 2019

Kode H S	Uraian golongan barang	Berat bersih (Kg)		Nilai F.O.B. (U S \$)	
		Bulan ini	Kumulatif	Bulan ini	Kumulatif
(1)	(2)	(3)	(4)	(5)	(6)
84099169	Other parts undefined of gasoline engine,a power> 22.38 kW, propulsion for vessels of Chapter 89	471	8 471	1 413	1 782
84099172	Cylinder liner,with an internal diameter 50< mm <=155, for other than vehicle or marine propulsion	165	550	3 061	9 338
84099174	Cylinder heads and head covers, of gasoline engine, for other than vehicle or marine propulsion	-	0	-	233
84099177	Pistons, with an external diameter >155 mm, of gasoline engine, for other than vehicle or marine propulsion	-	2 916	-	22 659
84099178	Piston rings and gudgeon pins of gasoline engine for other than vehicle or marine propulsion	90	180	8 179	14 626
84099179	Other parts undefined of gasoline engine, for other than vehicle or marine propulsion	29 893	238 705	622 763	4 819 744
84099911	Carburettors&parts thereof,for diesel engines of heading 84.29 or 84.30 (example;buldozer,pile-driver,excavator)	-	1 626	-	11 894
84099912	Cylinder blocks; crank cases, for diesel engines of heading 84.29 or 84.30 (example;buldozer,pile-driver,excavator)	7 585	82 745	123 221	356 686
84099913	Cylinder liner,with an internal diameter 50< mm <=155, for diesel engines of heading 84.29 or 84.30	-	1 315	-	3 150
84099914	Cylinder liner,with an internal diameter >155 mm, for diesel engines of machinery of heading 84.29 or 84.30	9	609	1 819	13 805
84099915	Cylinder heads and head covers, for diesel engines of machinery of heading 84.29 or 84.30	7	10	82	110
84099917	Piston, with an internal diameter >155 mm, for diesel engines of machinery of heading 84.29 or 84.30	3 894	26 437	99 997	718 458
84099918	Piston rings and gudgeon pins, for diesel engines machinery of heading 84.29 or 84.30	2	4	186	265
84099919	Other parts undefined for diesel engines of machinery heading 84.29/ 84.30 (exam;buldozer,pile-driver,excavator)	5 713	8 197	81 417	117 986
84099922	Cylinder blocks;crank cases,for diesel engines of vehicles of heading 87.01 (tractors)	4 440	79 496	16 477	300 805
84099925	Cylinder heads and head covers,for diesel engines of vehicles of heading 87.01 (tractors)	177 000	1 038 680	609 917	3 423 424
84099929	Parts of tractors engines, other than carburettor, piston &cylinder	-	100	-	1 338
84099931	Carburettor and part thereof for motorcycle & cycle fitted with an auxiliary motor, with/without side-car, side-car	-	1 130	-	21 498
84099939	Part of motorcycle engine, other than carburettor, blok cilinder, crank case, piston & cylinder	17	39	78	1 296
84099941	Carburettor and part thereof for vehicle of Chapter 87, oththan of heading 87.01 & 87.11	22	196	564	6 775
84099942	Cylinder block; crank case for vehicle of Chapter 87, otherthan of heading 87.01 & 87.11	1 756 836	8 127 326	4 794 407	25 315 453
84099944	Cylinder liner with internal diameter > 155 mm for vehicle of Chapter 87, oth than of heading 87.01 & 87.11	1	21	7	520
84099945	Cylinder head and head cover for vehicle of Chapter 87, oththan of heading 87.01 & 87.11	405	7 623	8 000	18 407
84099948	Piston ring & gudgeon pin for vehicle of Chapter 87, otherthan of heading 87.01 & 87.11	6 476	30 304	644 781	2 976 819
84099949	Part of vehicle of Chapter 87, oth than carburettor, piston& cylinder, exclude of heading 87.01 & 87.11	282 308	1 571 409	5 826 522	29 438 036
84099959	Parts of marine propulsion engine of a power <= 22.38 kW,other than piston & cylinder	2 011	2 011	28 059	28 059
84099962	Cylinder liner with 50 mm <= internal diameter <= 155 mm for marine propulsion engine of a power > 22.38 kW	1 283 470	7 017 668	2 829 786	15 578 864
84099963	Cylinder liner with internal diameter > 155 mm for marine propulsion engine of a power > 22.38 kW	-	500	-	800
84099965	Piston with external diameter>155 mm for marine propulsion engine of a power > 22.38 kW	-	208	-	820
84099969	Parts of marine propulsion engine of a power > 22.38 kW,other than piston & cylinder	94 584	576 670	1 024 558	5 552 297
84099972	Cylinder blocks; crank cases for engine of heading 84.07 or 84.08	-	1	-	45
84099973	Cylinder liner with 50 mm <= internal diameter <= 155 mm for engine of heading 84.07 or 84.08	-	1 161	-	9 575
84099974	Cylinder liner with internal diameter > 155 mm for engine of heading 84.07 or 84.08	-	144	-	2 020

Tabel 3 : Ekspor Indonesia menurut Komoditi (Kode HS 8 digit)

Mei 2019

Kode H S	Uraian golongan barang	Berat bersih (Kg)		Nilai F.O.B. (U S \$)	
		Bulan ini	Kumulatif	Bulan ini	Kumulatif
(1)	(2)	(3)	(4)	(5)	(6)
84099975	Cylinder head and head cover for engine of heading 84.07 or 84.08	320	11 280	5 140	160 414
84099977	Piston with external diameter>155 mm for engine of heading 84.07 or 84.08	-	13	-	44
84099978	Piston ring & gudgeon pin for engine of heading 84.07/84.08	21	31	1 336	2 947
84099979	Part of engine of heading 84.07 or 84.08, other than carburettor, piston & cylinder	68 785	418 265	1 109 017	5 073 197
84101100	Hydraulic turbines & water wheels of a power <= 1,000 kW	-	5 785	-	90 690
84109000	Parts of hydraulic turbines, water wheels, and regulators	1 619	7 509	7 743	39 838
84111200	Turbo-jets of a thrust > 25 kN	-	9 110	-	676 500
84112100	Turbo-propellers of a power <= 1,100 kW	-	503	-	14 000
84112200	Turbo-propellers of a power > 1,100 kW	-	4 030	-	85 000
84118100	Gas turbines of a power <= 5,000 kW	-	7	-	456
84118200	Gas turbines of a power > 5,000 kW	-	7 000	-	1 542 105
84119100	Part of turbo-jets or turbo-propellers	5 414	16 424	1 241 306	9 855 608
84119900	Part of other gas turbines	19 971	85 598	4 918 474	27 452 673
84121000	Reaction engines other than turbo-jets	1 656	2 103	10 000	22 838
84122100	Hydraulic power engine&motor with linear acting (cylinder)	230 955	855 859	1 834 045	6 178 784
84122900	Hydraulic power engine&motor with non-linear acting(not cylinder)	2 868	58 169	35 093	984 457
84123100	Pneumatic power engine&motor with linear acting (cylinder)	-	3 243	-	93 394
84123900	Pneumatic power engine&motor with non-linear acting(not cylinder)	1 412	8 034	11 639	249 559
84128000	Engines; pneumatic power engines and motors, n.e.c. in heading no. 8412	1	2 982	1 466	12 559
84129010	Part of reaction engines other than turbo-jets	155	768	24 547	54 547
84129020	Part of steam/other vapour power unit incorporating boiler	466	1 937	35 859	159 610
84129090	Part of hydraulic & pneumatic power engine and motor	41 276	71 473	854 219	4 274 790
84131100	Pump for dispensing fuel/lubricant, used in filling-station or in garages	230	1 466	250	30 925
84131910	Pump fitted with measuring device,electrically operated,excl for dispensing fuel/lubricant in filling-station/garage	376	2 357	1 649	29 260
84131920	Pump fitted with measuring device,not-electrically operatedexcl for dispensing fuel/lubricant in filling-station/garage	-	14	-	2 464
84132010	Water pumps	8 399	87 556	24 934	327 613
84132020	Breast pumps	-	21	-	303
84132090	Hand pumps, other than water pump and breast pump	717	10 091	11 498	96 514
84133030	Fuel pumps used for engine of motor vehicle designed for transport persons (incl station wagon& racing car) or goods	6 940	47 737	422 236	1 849 973
84133040	Water pumps used for engine of motor vehicle designed for transport persons (incl station wagon& racing car) or goods	244	407	2 115	3 609
84133051	Oth water pump for internal combustion piston engine (ex:marine) with inlet diameter <= 200 mm, centrifugal type	85	185	600	3 406
84133052	Oth water pump for internal combustion piston engine (ex:marine) with inlet diameter > 200 mm, centrifugal type	1	101	7	2 878
84133090	Lubricating medium pump for internal combustion pistonengine	56 889	253 299	2 335 506	10 048 940
84134000	Concrete pumps	-	45	-	145
84135090	Other reciprocating positive displacement pumps (ex: waterpump) with flow rate > 13,000 m3/h	23 154	51 367	270 552	674 870
84136031	Water pumps on rotary positive displacement, with a flow rate <= 8,000 m3/h, electrically operated	269	3 554	5 593	17 527
84136040	Water pumps on rotary positive displacement, with 8,000 m3/h < a flow rate <= 13,000 m3/h	-	16	-	99
84136090	Other rotary positive displacement pumps (ex: water pump)with flow rate > 13,000 m3/h	272	16 559	14 866	68 136
84137011	Single stage water pump for belt drive/direct coupling withinlet diameter <= 200 mm, centrifugal type	-	212	-	3 878
84137019	Single stage water pump for belt drive/direct coupling withinlet diameter > 200 mm, centrifugal type	134 317	671 002	831 453	3 953 065
84137031	Submersible water pumps with inlet diameter <= 200 mm,centrifugal type	13	1 047	1 543	16 502
84137039	Submersible water pumps with inlet diameter > 200 mm,centrifugal type	6 881	21 944	26 788	98 103
84137042	Oth water pump with flow rate<= 8,000 m3/h & inlet diameter<= 200 mm, electrically operated, centrifugal type	-	76 121	-	491 527

Tabel 3 : Ekspor Indonesia menurut Komoditi (Kode HS 8 digit)

Mei 2019

Kode H S	Uraian golongan barang	Berat bersih (Kg)		Nilai F.O.B. (U S \$)	
		Bulan ini	Kumulatif	Bulan ini	Kumulatif
(1)	(2)	(3)	(4)	(5)	(6)
84137049	Oth water pump with flow rate<= 8,000 m3/h & inlet diameter>200 mm, whether/not electrically operated, centrifugal type	613	897	8 426	14 204
84137099	Other water pumps with flow rate > 13,000 m3/h & inletdiameter > 200 mm, centrifugal type	1 061	22 017	9 676	248 885
84138113	Water pumps with flow rate <= 8,000 m3/h, electrically operated	239 483	1 335 371	1 124 576	6 553 632
84138114	Water pumps with flow rate <= 8,000 m3/h, not electricallyoperated	-	675	-	4 725
84138115	Water pumps with 8,000 m3/h < flow rate <= 13,000 m3/h	-	300	-	2 660
84138119	Water pumps with flow rate > 13,000 m3/h, whethe/notelectrically operated	16 779	72 527	311 418	988 232
84138210	Liquid elevators, electrically operated	-	16 801	-	76 180
84139110	Parts of water pumps	26 211	119 269	174 969	682 637
84139130	Parts of single stage water pumps for belt drive or directcoupling with inlet diameter<=/ > 200 mm, centrifugal type	101	21 566	6 881	406 426
84139140	Parts of submersible water pump & oth water pump with flowrate <= & / > 13,000 m3/h & inlet diameter <= / > 200 mm	39 794	195 893	181 859	814 626
84139190	Part of fuel/lubricating/cooling medium pump,concrete pump,reciprocating/rotary positive displacement water pump	161 590	704 823	3 395 388	13 032 804
84139200	Parts of liquid elevators	-	10 100	-	441
84141000	Vacuum pumps	7 094	16 692	176 275	200 109
84142010	Bicycle pumps	1	421	15	260
84142090	Hand or foot operated air pumps other than bicycle pumps	12 791	15 979	12 029	50 162
84143040	Compressors used in refrigerating equip, with refrigerationcapacity > 21.10 kW or displacement revolution >= 220 cc	857	22 200	10 390	231 532
84143090	Compressors used in refrigerating equip, with refrigerationcapacity <= 21.10 kW or displacement revolution < 220 cc	32 232	167 647	543 397	2 485 962
84144000	Air compressors mounted on a wheeled chassis for towing	15 768	145 766	80 392	643 627
84145110	Table & box fans with a self-contained electric motor of anoutput <= 125 W	5 298	13 990	1 651	15 400
84145191	Floor,wall,window,ceiling/roof fans of an output <= 125 Wwith protective screen	6 624	8 034	56 671	58 463
84145199	Floor,wall,window,ceiling/roof fans of an output <= 125 Wwith un-protective screen	2 005	32 725	3 661	231 959
84145920	Explosion-proof air fans used in underground mining ofa capacity <= 125 kW	-	986	-	27 199
84145930	Blowers of a capacity <= 125 kW	16 492	33 508	90 215	320 149
84145949	Fans excl: table/floor/wall/similar; explosion-proof air;blower, with capacity <= 125 kW & protective screen	156	322	4 527	11 057
84145950	Blowers of a capacity > 125 kW	13	386	112	3 291
84145991	Fans excl: table/floor/wall/similar; blower, with capacity> 125 kW & protective screen	-	13 780	-	125 746
84145992	Explosion-proof air fans used in underground mining withcapacity > 125 kW	-	157	-	6 982
84145999	Fans excl: table/floor/wall/similar; blower, with capacity> 125 kW & un-protective screen	370	1 203	3 008	21 382
84146011	Laminar airflow cabinets fitted with filters in horizontalside <= 120 cm	206 357	889 869	1 190 794	5 004 027
84146019	Hoods ventilation fitted with filter in horizontal side<= 120 cm, other than laminar air flow cabinets	19 756	108 658	96 098	547 690
84146099	Hood ventilation not fitted with filter, not for industrialuse in horizontal side <= 120 cm	592	1 729	13 393	28 946
84148011	Laminar airflow cabinets fitted with filters in horizontalside > 120 cm	9 983	41 342	245 445	556 482
84148019	Hoods ventilation fitted with filter in horizontal side> 120 cm, other than laminar air flow cabinets	216	10 874	2 069	68 763
84148029	Hood ventilation not fitted with filter, not for industrialuse in horizontal side > 120 cm	60	60	439	439
84148030	Free-piston generators for gas turbines	1 213	27 756	47 154	999 733
84148041	Gas compression module for use in oil drilling operations	3 588	2 554 027	64 025	15 581 668
84148042	Compressors used for automotive air conditioners	1 050 206	4 470 228	17 717 221	74 909 980
84148043	Sealed units for air conditioning machines	-	69	-	13 268

Tabel 3 : Ekspor Indonesia menurut Komoditi (Kode HS 8 digit)

Mei 2019

Kode H S	Uraian golongan barang	Berat bersih (Kg)		Nilai F.O.B. (U S \$)	
		Bulan ini	Kumulatif	Bulan ini	Kumulatif
(1)	(2)	(3)	(4)	(5)	(6)
84148049	Compressor excl for refrigerating equip, air, gas in oil drill operation, automotive AC & sealed unit for AC machine	61 707	268 345	1 057 460	4 535 952
84148050	Air pumps with horizontal side > 120 cm	126 374	507 093	1 152 734	4 770 488
84148090	Hoods ventilation with horizontal side > 120 cm	1 358	6 488	2 332	82 278
84149021	Parts of AC machine, refrigerator, electro-mechanical domestic app & electric instantaneous/storage water heater	2 565	10 953	34 162	140 068
84149022	Parts of blowers	-	307	-	1 386
84149029	Parts of table, floor, wall, window, ceiling/roof fans & explosion-proof air fans	53 628	81 445	762 368	1 115 855
84149031	Parts of hoods ventilation fitted/not with filter in horizontal side <= 120 cm	16 984	84 411	242 715	911 592
84149032	Parts of hoods ventilation fitted/not with filter in horizontal side > 120 cm	-	6 737	-	50 262
84149041	Parts of vacuum pumps for electrically operated machines	-	23 518	-	62 651
84149050	Parts of hand or foot operated air pumps	-	6	-	35
84149060	Parts of compressors used in refrigerating equipment	15 161	92 552	333 969	1 254 431
84149071	Parts of air compressors mounted on wheeled chassis for towing for electrically operated machines	200	201	597	747
84149091	Part of free piston generator, oil drilling gas/automotive AC/sealed unit AC compressor for electrically operated	6 743	46 565	91 172	525 114
84149092	Part of free piston generator, oil drilling gas/automotive AC/sealed unit AC compressor for not electrically operated	114	2 494	27 522	105 879
84151010	AC machines of cooling capacity <= 26.38kW fixed to window, wall, ceiling/floor, self-contained/split-system	449 341	1 624 018	2 215 134	7 978 690
84151090	AC machines of cooling capacity > 26.38kW fixed to window, wall, ceiling/floor, self-contained/split-system	41 700	142 206	111 382	498 423
84152010	AC machines of cooling capacity <= 26.38 kW used for person in motor vehicles	44	12 799	2 430	287 295
84152090	AC machines of cooling capacity > 26.38 kW used for person in motor vehicles	29 573	137 424	617 633	2 949 427
84158111	AC mach of cooling capacity <= 21.10kW, incorp refrigerating & reversible heat pump, used in aircraft	10 449	21 048	87 437	154 297
84158119	AC mach of cooling capacity <= 21.10kW & air flow rate > 67.96m ³ /min, incorp refrigerating & reversible heat pump, in aircraft	42	43	1 800	1 810
84158129	AC mach of cooling capacity > 26.38kW, incorp refrigerating & reversible heat pump, used in railway rolling stock	-	4	-	10
84158139	AC mach of cooling capacity > 26.38kW, incorp refrigerating & reversible heat pump, used in motor vehicle not for person	36	113	1 263	3 768
84158191	AC mach of cooling capacity > 21.10kW & air flow rate > 67.96m ³ /min, incorp refrigerating & reversible heat pump, in marine	1 121	1 412	99 099	109 675
84158193	AC mach of cooling capacity <= 21.10kW & air flow rate > 67.96m ³ /min, incorp refrigerating & reversible heat pump, in marine	5	68	26	120
84158219	AC mach of cooling capacity <= 21.10kW & air flow rate > 67.96m ³ /min, incorp refrigerating unit, used in aircraft	-	40	-	74
84158239	AC mach of cooling capacity > 26.38kW, incorp refrigerating unit, used in motor vehicle not for person	-	12	-	115
84158299	AC mach of cooling capacity > 26.38kW, incorp refrigerating unit, used in marine	-	2 300	-	49 386
84158311	AC mach of cooling capacity > 21.10kW & air flow rate > 67.96m ³ /min, not incorp refrigerating unit, used in aircraft	-	3 735	-	40 002
84158319	AC mach of cooling capacity <= 21.10kW & air flow rate > 67.96m ³ /min, not incorp refrigerating unit, used in aircraft	-	3 971	-	25 719
84158329	AC mach of cooling capacity > 26.38 kW, not incorporating refrigerating unit, used in railway rolling stock	4 156	4 156	34 127	34 127
84158391	AC mach of cooling capacity <= 26.38 kW, not incorporating refrigerating unit, used in marine	1 699	2 682	46 710	70 413

Tabel 3 : Ekspor Indonesia menurut Komoditi (Kode HS 8 digit)

Mei 2019

Kode H S	Uraian golongan barang	Berat bersih (Kg)		Nilai F.O.B. (U S \$)	
		Bulan ini	Kumulatif	Bulan ini	Kumulatif
(1)	(2)	(3)	(4)	(5)	(6)
84158399	AC mach of cooling capacity > 26.38 kW, not incorporatingrefrigerating unit, used in marine	-	5 441	-	26 946
84159014	Part of evaporator/condenser for AC machine for motorvehicle with a cooling capacity <= 21.10 kW	36 699	178 030	729 386	3 278 041
84159015	Part of chassis, welded & painted oth than used in aircraftor railway with a cooling capacity <= 21.10 kW	45	59	412	592
84159019	Part of machine used in marine with a cooling capacity <= 21.10 kW	35 368	151 460	532 666	2 406 258
84159029	Part of machine used in other vehicle with air flow rate<= 67.96 m3/min & 21.10 kW < cooling capacity <= 26.38 kW	9 507	31 736	18 961	139 708
84159034	Part of machine used in aircraft/RRS with air flow rate> 67.96 m3/min & 26.38 kW < cooling capacity <= 52.75 kW	294	1 459	3 833	19 853
84159045	Part of machine used in other vehicle with air flow rate> 67.96 m3/min & cooling capacity > 52.75 kW	48 523	364 174	580 777	2 557 915
84159049	Part of machine used in other vehicle with air flow rate<= 67.96 m3/min & cooling capacity > 52.75 kW	25 229	102 679	518 124	2 132 862
84161000	Furnace burners for liquid fuel	-	900	-	9 975
84162000	Furnace burners for pulverised fuel or gas, includingcombination burners	880	4 992	19 290	38 308
84163000	Mechanical stokers, including mechanical grates, mechanicalash dischargers and similar appliances	63	4 165	8 561	49 382
84169000	Part of furnace burner for liquid fuel/pulverised fuel/gas,mechanic stoker incl grate, mechanic ash discharge& similar	1 357	2 352	87 136	98 106
84171000	Furnace & oven for the roasting, melting or other heat-treatment of ores, pyrites/metals	-	2 789	-	1 843
84172000	Bakery ovens, including biscuit ovens	29 141	176 981	191 080	1 064 491
84178000	Furnace & oven including incinerators for laboratory, non-electric	1 165	11 695	3 742	19 615
84179000	Part of industrial or laboratory furnace and oven, includeincinerator, non-electric	71 204	72 910	276 749	281 419
84181011	Combined refrigerator-freezer of capacity <= 230 l, fittedwith separate external door, household type	3 174 069	14 196 022	11 436 103	53 724 280
84181019	Combined refrigerator-freezer of capacity > 230 l, fittedwith separate external door, household type	4 623 662	21 027 689	16 223 760	78 563 626
84181020	Combined refrigerator-freezer of capacity <= 350 l, fittedwith separate external door, not household type	-	298	-	1 917
84181090	Combined refrigerator-freezer of capacity > 350 l, fittedwith separate external door, not household type	57 842	197 850	136 204	581 604
84182110	Refrigerator of capacity <= 230l, household & compressiontype	301 823	1 471 291	1 083 765	5 200 564
84182190	Refrigerator of capacity > 230l, household & compressiontype	1 069	452 735	525	2 145 923
84182900	Refrigerator for household but not compression type	3 370	18 332	2 926	21 245
84183090	Freezers of 200 l < capacity <= 800 l, the chest type	18 886	22 722	6 169	13 563
84184010	Freezers of a capacity <= 200 l, the upright type	120 536	508 789	558 272	2 356 233
84184090	Freezers of 200 l < capacity <= 800 l, the upright type	5 116	82 427	27 385	407 765
84185019	Display counter,show-case&similar of capacity>200 l, incorprefrigerating equipment, for storage and display	4 350	22 557	34 650	196 311
84185099	Chest & cabinet of capacity > 200 l, incorporating freezingequipment, for storage and display	158 160	750 451	751 049	3 004 085
84186100	Heat pumps other than air conditioning machines	-	400	-	9 332
84186910	Beverage coolers	-	4 959	-	61 654
84186930	Cold water dispenser	4	12	8	273
84186941	Water chillers with refrigeration capacity > 21.10 kW, forair conditioning machines	4	229	152	7 684
84186949	Water chillers with refrigeration capacity > 21.10 kW, notfor air conditioning machines	228	5 757	14 479	102 203
84186950	Scale ice-maker units	51 875	507 872	771 826	6 735 273
84186990	Refrigerating/freezing equipment, oth than beverage cooler,water chiller for AC or not & scale ice-maker unit	42 278	176 421	606 387	2 857 508
84189100	Parts of furniture designed to receive refrigerating orfreezing equipment	2 018	4 613	11 269	26 658
84189910	Parts of evaporators or condensers	373 661	1 589 677	4 188 177	17 514 228
84189940	Parts of aluminium roll-bonded panel for good of subhead8418.10.11, 8418.10.19, 8418.21.10, 8418.21.90, 8418.29.00	22 278	113 789	924 675	5 076 690

Tabel 3 : Ekspor Indonesia menurut Komoditi (Kode HS 8 digit)

Mei 2019

Kode H S	Uraian golongan barang	Berat bersih (Kg)		Nilai F.O.B. (U S \$)	
		Bulan ini	Kumulatif	Bulan ini	Kumulatif
(1)	(2)	(3)	(4)	(5)	(6)
84189990	Parts of refrigerator, freezer & oth refrigerating/freezing equipment, electric or other; heat pump not for AC machines	247 360	970 235	3 308 949	10 361 479
84191190	Instantaneous gas water heater not for household type, non-electric	42 074	66 196	20 577	88 758
84191990	Storage water heaters not for household type, non-electric	10	13	202	274
84192000	Medical, surgical or laboratory sterilisers	1 760	1 760	11 976	11 976
84193140	Dryers for agricultural product, electrically operated	-	79	-	80
84193190	Dryers for agricultural product, not electrically operated	2	3 002	14	2 014
84193919	Dryer, oth than for agricultural product, wood, paper pulp,paper/paperboard, electrically operated	145 800	320 974	1 090 611	3 124 599
84194010	Distilling or rectifying plant, electrically operated	16 976	124 088	84 384	678 955
84194020	Distilling or rectifying plant, not electrically operated	-	1 277	-	7 210
84195010	Cooling towers	13 293	27 986	88 372	133 861
84195091	Heat exchange units, other than cooling tower, electricallyoperated	3 590	18 242	349 781	442 822
84195092	Heat exchange units, other than cooling tower, notnot electrically operated	-	1 979	-	24 973
84196010	Machinery for liquefying air/oth gas, electrically operated	-	54	-	745
84198110	Machinery, plant & equipment for making hot drinks/cooking/heating food, electrically operated	1 506	7 941	15 589	119 828
84198120	Machinery, plant & equipment for making hot drinks/cooking/heating food, not electrically operated	70 117	396 190	219 943	1 157 174
84198913	Machinery for processing material by heating, for themanufacture of PCB/PWB/PCA, electrically operated	-	49 000	-	235 918
84198919	Machinery, plant & equipment,oth than for making hot drink/cooking/heating food, electrically operated	75 991	339 823	1 174 354	4 788 071
84198920	Machinery, plant & equipment,oth than for making hot drink/cooking/heating food, not electrically operated	-	116 225	-	401 176
84199012	Parts of machinery for processing material by heating,for the manufacture of PCB/PWB/PCA, electrically operated	1	71 361	210	52 910
84199013	Parts of casings for cooling towers, electrically operated	2 165	51 083	14 593	268 620
84199019	Parts of mach plant/laboratory for cooking/roasting/drying/steaming/similar excl for domestic,electrically operated	9 143	129 836	129 508	1 009 571
84199022	Parts of instantaneous gas water heaters, household type,not electrically operated	-	635	-	2 211
84199029	Parts of mach plant/laboratory for cooking/roasting/drying/steaming/similar excl for domestic,non-electrically operated	2 598	124 061	61 537	885 812
84201010	Mach for dry film/liquid photo resist,photo-sensitive layer,solder paste,solder/adhesive material on PCB/PWB/component	-	2	-	30
84201090	Calendering/rolling mach,oth than for dry film/liquid photoresist/similar on PCB/PWB; ironing mach/wringer for domestic	120	1 201	747	1 442
84209190	Parts of calendering/rolling mach oth than for dry film/liquid photo/similar on PCB/PWB, cylinders	515	2 953	3 600	11 100
84209990	Parts of calendering/rolling mach oth than for dry film/liquid photo/similar on PCB/PWB, not cylinders	100	51 995	200	98 482
84211990	Centrifuges machinery oth than used for sugar manufacture	8 943	58 191	60 106	323 813
84212111	Filtering machinery and apparatus of a capacity <= 500 l/hfor domestic use	8 418	18 228	29 019	69 300
84212119	Purifying machinery and apparatus of a capacity <= 500 l/hfor domestic use	20 750	131 076	184 959	1 430 704
84212122	Filtering or purifying machinery and apparatus for water ofa capacity > 500 l/h, electrically operated	914	9 093	13 469	105 286
84212123	Filtering or purifying machinery and apparatus for water ofa capacity > 500 l/h, not electrically operated	450	475	1 311	1 386
84212230	Filtering or purifying beverage other than water machinery of a capacity > 500 l/h, electrically operated	-	3 000	-	10 000
84212290	Filtering or purifying beverage other than water machinery of a capacity > 500 l/h, not electrically operated	-	6 171	-	125 751
84212311	Oil filters of internal combustion engines for machinery ofheading 84.29 or 84.30	1 185	5 536	41 950	182 070
84212319	Petrol filters of internal combustion engines for machineryof heading 84.29 or 84.30	41 502	85 231	152 354	318 536

Tabel 3 : Ekspor Indonesia menurut Komoditi (Kode HS 8 digit)

Mei 2019

Kode H S	Uraian golongan barang	Berat bersih (Kg)		Nilai F.O.B. (U S \$)	
		Bulan ini	Kumulatif	Bulan ini	Kumulatif
(1)	(2)	(3)	(4)	(5)	(6)
84212321	Oil filters of internal combustion engines for motor vhclof Chapter 87	1 805 264	8 674 845	8 617 183	41 535 804
84212329	Petrol filter of internal combustion engines for motor vhclof Chapter 87	14 153	91 264	215 219	1 116 302
84212391	Oil filters of internal combustion engines other than formach of heading 84.29/84.30 and motor vehicle of Chapter 87	46	290	7 858	115 591
84212399	Petrol filters for internal combustion engine other than ofmach of heading 84.29/84.30 and motor vehicle of Chapter 87	5 660	23 285	20 039	273 704
84212910	Filtering or purifying machinery and apparatus for liquids of a kind suitable for medical, surgical or laboratory use	6 050	6 054	150	891
84212930	Filtering or purifying machinery and apparatus for liquids of a kind used in oil drilling operations	-	27 065	-	46 558
84212940	Petrol filter oth than for medical/surgical/laboratory use,sugar manufacture & oil drilling operations	440	1 168	8 561	27 973
84212950	Oil filter oth than for medical/surgical/laboratory use,sugar manufacture & oil drilling operations	156	566	10 057	21 252
84212990	Filtering/purifying mach & aparatus, oth than for medical/surgical/laboratory,sugar manufacture&oil drilling operation	4 449	104 850	31 031	314 319
84213110	Intake air filters of internal combustion engines for mach of heading 84.29 or 84.30	2	2	33	33
84213120	Intake air filters of internal combustion engines for motorvehicles of Chapter 87	492 603	2 273 043	3 794 679	18 300 886
84213190	Intake air filters for internal combustion engines oth than of mach of heading 84.29/84.30 and motor vhcl of Chapter 87	1 925	236 907	37 041	3 102 500
84213920	Air purifiers	5 534	33 201	132 191	710 986
84213990	Filtering/purifying mach & aparatus for gases	56 372	278 961	632 118	3 493 836
84219190	Parts of cream separators or centrifuge machinery oth than used for sugar manufacture	49	898	2 621	83 460
84219929	Filtering cartridges of petrol filter of mach of heading 84.29 or 84.30 and motor vehicle of chapter 87	46 668	221 987	267 474	1 466 806
84219930	Parts of intake air filters for internal combustion engines	23 757	53 717	227 798	607 284
84219994	Parts of filtering machinery&apparatus of capacity<=500 l/hfor domestic use	-	44	-	1 080
84219997	Part of internal combustion engine petrol filter for mach head 84.29/84.30 & oth than for those/motor vhcl Chapter 87	-	2 287	-	98 000
84219998	Part of oil filter oth than for medical/surgical/laboratorysugar manufacture&oil drilling& filtering/purifying for gas	905	4 831	6 230	123 815
84219999	Part of filtering/purifying mach&aparatus for liquid/gas of 8421.21.19-90,8421.29.10,8421.29.30-40,8421.29.90,8421.39.20	46 707	213 287	328 208	1 604 946
84221100	Dish washing machines for household type	448	448	3 135	3 135
84221900	Dish washing machines not for household type	1 168	8 146	725	28 340
84223000	Mach for filling,closing,sealing/labelling bottle/can/box/oth; capsuling bottle/jars/tube/similar; aerating beverage	2 179	37 508	304 673	1 381 816
84224000	Packing/wrapping mach (including heat-shrink wrapping mach)	66 287	188 236	5 912 806	9 879 880
84229090	Parts of machine of heading 84.22, oth than of dish washingmachines for household type	21 925	66 401	556 152	1 691 094
84231010	Personal weighing machine, including baby scale; householdscale, electrically operated	-	82	-	1 075
84231020	Personal weighing machine, including baby scale; householdscale, not electrically operated	10	160	401	624
84232010	Scales for continuous weighing of goods on conveyors,electrically operated	-	303	-	2 178
84233010	Constant weight scale machinery of material into a bag orcontainer, including hopper scale, electrically operated	-	1 451	-	11 810
84233020	Constant weight scale machinery of material into a bag orcontainer, including hopper scale, not electrically operated	75	1 593	550	48 317
84238110	Weighing mach of capacity <= 30 kg, electrically operated,oth than of subhead 8421.10, 8423.20 or 8423.30	30 911	140 279	1 402 282	6 412 337
84238120	Weighing mach of capacity<= 30kg,not electrically operated,oth than of subhead 8421.10, 8423.20 or 8423.30	-	7	-	66
84238211	Weighing mach of 30 kg < capacity <= 1,000 kg,electrically operated, oth than of subhead 8421.10, 8423.20 or 8423.30	50	50	200	200

Tabel 3 : Ekspor Indonesia menurut Komoditi (Kode HS 8 digit)

Mei 2019

Kode H S	Uraian golongan barang	Berat bersih (Kg)		Nilai F.O.B. (U S \$)	
		Bulan ini	Kumulatif	Bulan ini	Kumulatif
(1)	(2)	(3)	(4)	(5)	(6)
84238219	Weighing mach of 1,000kg < capacity <= 5,000kg,electricallyoperated, oth than of subhead 8421.10, 8423.20 or 8423.30	15	10 199	138	5 203
84238221	Weighing mach of 30kg< capacity <=1,000kg,not electrically operated, oth than of subhead 8421.10, 8423.20 or 8423.30	600	600	600	600
84238229	Weighing mach of 1,000kg<capacity<=5,000kg,not electricallyoperated, oth than of subhead 8421.10, 8423.20 or 8423.30	6	46	73	604
84238910	Weighing mach of capacity > 5,000kg, electrically operated,oth than of subhead 8421.10, 8423.20, or 8423.30	-	77	-	4 863
84239010	Weighing machine weights	90	444	17 144	34 706
84239021	Part of weighing machinery, electrically operated, oth thanof weighing machine weight	3 522	37 596	144 674	1 484 968
84239029	Part of weighing machinery, not electrically operated, oththan of weighing machine weight	2	139	85	24 472
84241010	Fire extinguisher of kind for aircraft, whether/not charged	3	31	1 500	2 600
84241090	Fire extinguisher oth than of kind for aircraft,whether/notcharged	440	813	1 912	6 756
84242011	Spray gun & similar appliance, electrically operated, foragricultural / horticultural	80	1 149	100	37 507
84242019	Spray gun & similar appliance, electrically operated, oththan for agricultural / horticultural	2 216	8 775	152 295	628 738
84242021	Spray gun & similar appliance, not electrically operated,for agricultural / horticultural	7	14	417	845
84242029	Spray gun & similar appliance, not electrically operated,other than for agricultural / horticultural	244	894	569	27 381
84243000	Steam/sand blasting mach & similar jet projecting mach	22 156	36 154	62 995	192 003
84244110	Portable hand-operated insecticide sprayer	5 133	294 171	22 325	1 276 070
84244120	Portable sprayer oth than hand-operated insecticide, notelectrically operated, for agricultural/horticultural	-	56	-	3 388
84244190	Portable sprayer oth than hand-operated insecticide,electrically operated, for agricultural/horticultural	-	18 824	-	90 500
84248210	Drip irrigation systems	26	26	750	750
84248230	Mechanical appliances, not electrically operated, foragricultural/horticultural,	-	34	-	80
84248910	Hand-operated household sprayers of capacity <= 3 l	8 911	40 388	26 085	147 625
84248920	Spray heads with dip tubes	1	528	88	3 081
84248940	Wet processing equipment;apparatus for the spot applicationof liquid;apparatus for the application of dry film/similar	170	460	1 369	6 544
84248950	Mechanical appliances, electrically operated, oth than foragricultural/horticultural	357	57 604	5 020	377 967
84248990	Mechanical appliances, not electrically operated, oth thanfor agricultural/horticultural	1 950	2 413	65 435	75 445
84249010	Parts of fire extinguishers	263	5 681	41 591	168 872
84249023	Parts of spray gun&similar appliance,electrically operated,oth than for agricultural / horticultural	979	1 415	2 882	4 166
84249029	Parts of spray gun & similar appliance, not electricallyoperated, oth than for agricultural / horticultural	157	31 961	4 432	485 181
84249030	Parts of steam/sand blasting mach & similar jet projectingmach	3 915	23 819	133 419	462 386
84249094	Parts of goods of subheading 8424.41.10, 8424.41.20,8424.49.20 or 8424.82.30	95	95	150	150
84249099	Parts of goods of subheading 8424.89.10, 8424.89.20,8424.89.40, 8424.89.50 or 8424.89.90	22 010	89 658	170 004	831 453
84251100	Pulley tackle and hoists oth than skip hoist/hoist used forraising vehicle, powered by electric motor	469	469	7 230	7 230
84251900	Pulley tackle and hoists oth than skip hoist/hoist used forraising vehicle, powered oth than by electric motor	808	3 498	942	10 677
84253100	Winches; capstans, powered by electric motor	18 000	50 250	133 400	254 254
84253900	Winches; capstans, powered oth than by electric motor	45 035	208 664	400 000	551 795
84254100	Built-in jacking systems used in garages	4	2 868	19	7 162
84254210	Jacks used in tipping mechanisms for lorries, hydraulic	221	636	100	362
84254290	Jacks not used in tipping mechanisms for lorries, hydraulic	25 669	535 596	528 126	1 419 003
84254910	Hoists used for raising vehicles, electrically operated	1 580	5 174	5 635	22 182
84254920	Hoists used for raising vehicles, not electrically operated	7 723	32 047	26 059	106 454
84261100	Overhead travelling cranes on fixed support	-	18 037	-	50 555

Tabel 3 : Ekspor Indonesia menurut Komoditi (Kode HS 8 digit)

Mei 2019

Kode H S	Uraian golongan barang	Berat bersih (Kg)		Nilai F.O.B. (U S \$)	
		Bulan ini	Kumulatif	Bulan ini	Kumulatif
(1)	(2)	(3)	(4)	(5)	(6)
84261200	Mobile lifting frames on tyres and straddle carriers	1 630	16 973	2 821	96 354
84261990	Transporter cranes	-	107 410	-	297 916
84262000	Tower cranes	-	5	-	294
84263000	Portal or pedestal jib cranes	11 900	25 184	2 511	10 217
84264100	Ships' derrick & works trucks fitted with crane on tyres,self-propelled	-	183 650	-	2 179 100
84264900	Ships' derrick&works trucks fitted with crane not on tyres,self-propelled	38 300	107 673	307 600	570 326
84269100	Ships' derrick & works trucks designed for mounting on roadvehicles	-	10	-	44
84269900	Ships' derrick & works trucks not designed for mounting onroad vehicles	-	6 300	-	35 000
84271000	Self-propelled trucks powered by an electric motor	9 700	10 115	84 953	92 165
84272000	Self-propelled trucks powered oth than by an electric motor	34 616	67 667	38 810	126 925
84279000	Fork-lift trucks	96 730	268 825	209 534	755 775
84281039	Lifts for goods or materials	-	7 344	-	18 334
84282010	Pneumatic elevator & conveyor used for agriculture	955	955	2 970	2 970
84282090	Pneumatic elevator & conveyor used oth than for agriculture	30 492	48 685	1 115 513	1 241 966
84283290	Continuous-action elevator & conveyor, bucket type,other than used for agriculture	3 980	41 270	36 469	246 594
84283390	Continuous-action elevator & conveyor, belt type,other than used for agriculture	1 200	23 150	13 500	139 024
84283990	Continuous-action elevator & conveyor, oth than bucket&belttype, other than used for agriculture	8 129	58 366	45 690	305 757
84289090	Lifting/handling/loading/unloading mach oth than escalator,lift,conveyor,teleferic,auto mach of PCB,mine wagon pusher	3 227	75 004	139 774	777 115
84291100	Bulldozers and angledozers, track laying	-	218 920	-	1 375 624
84291900	Bulldozers and angledozers, oth than track laying	662 700	968 977	1 170 000	1 429 597
84292000	Graders and levellers	-	24 418	-	72 379
84293000	Scrapers	9	14	81	160
84294030	Tamping machines	860	2 282	1 573	2 786
84294040	Vibratory smooth drum roller with a centrifugal force drum<= 20 t by weight	210 245	1 325 491	969 637	6 008 107
84294090	Road roller other than vibratory	31 116	209 986	137 783	384 082
84295100	Front-end shovel loaders	542 705	3 950 144	3 640 972	27 007 990
84295200	Machinery shovels with a 360? revolving superstructure	4 216 126	14 040 201	16 970 211	55 654 344
84295900	Mechanic shovels,excavators & shove loaders, excl front-end shovel, mach 360 revolving superstructure	866 084	3 964 582	315 082	2 854 237
84301000	Pile-drivers and pile-extractors	-	2 267	-	8 978
84303100	Coal/rock cutters and tunneling machine, self-propelled	-	1	-	220
84303900	Coal/rock cutters and tunneling machine, not self-propelled	-	35 792	-	833 328
84304100	Boring or sinking machinery; self-propelled, n.e.c. in heading no. 8430	-	5 360	-	311 142
84304990	Oth boring/sinking machinery, not self-propelled, oth thanwellhead platforms&integrad produc modules	17 445	43 593	368 370	386 600
84305000	Machinery; for handling earth, minerals or ores, self-propelled, n.e.c. in heading no. 8430	3 800	47 900	40 500	927 920
84306100	Tamping/compacting machinery, not self propelled	-	712	-	2 041
84306900	Machinery; for moving, levelling, scraping, grading, excavating earth minerals or ores; not self propelled n.e.c in 84.30	19	19	1 055	1 055
84311013	Parts suitable for used of electric pulley tackle & hoists,winches and capstans, jacks	-	7 500	-	500 000
84311019	Parts suitable for used oth of electric pulley tackle&hoists, winches and capstans, jacks	215	75 171	14 952	207 490
84311029	Parts suitable for used oth of non-electric pulley tackle& hoists, winches and capstans, jacks	6 196	85 303	51 007	134 132
84312010	Parts suitable for used of self-propelled fork-lift trucks	130	1 013	303	21 090
84312090	Parts suitable for used of not self-propelled fork-liftrucks	136 691	527 393	1 045 905	3 913 309
84313110	Parts suitable for used of passengers lifts&escalatorsand moving walkways	0	293	20	6 686
84313120	Parts suitable for used of non passengers lift&skip hoists	4 921	42 987	34 593	243 303
84313910	Part suitable for mach 84.28,excl lift,skip hoist/escalator,of subhead 8428.20.10/8428.32.10/8428.33.10/8428.39.10	16 245	19 440	96 322	236 160
84313940	Parts suitable for machinery of auto mach for the transport, handling&storage of PCB/PWB/PCA	3	8	3 328	4 625

Tabel 3 : Ekspor Indonesia menurut Komoditi (Kode HS 8 digit)

Mei 2019

Kode H S	Uraian golongan barang	Berat bersih (Kg)		Nilai F.O.B. (U S \$)	
		Bulan ini	Kumulatif	Bulan ini	Kumulatif
(1)	(2)	(3)	(4)	(5)	(6)
84313990	Parts suitable for oth machinery 84.28, oth than lift,skip hoist/escalators	59 659	190 346	436 061	1 666 818
84314110	Buckets, shovels, grabs and grips,for ships' derricks,cranes, mobile lifting and work truck fitted with a crane	504	12 637	7 286	97 686
84314190	Buckets, shovels, grabs and grips,for fork-lift trucks,oth works trucks fitted with lifting/handling equipment	31 047	361 253	179 682	727 675
84314200	Bulldozer or angledozer blades	-	7 338	-	29 561
84314300	Parts of boring/sinking machinery of oth boring/sinkingmachinery	228 353	1 085 953	2 086 340	12 145 537
84314910	Parts suitable for ships derricks, cranes, oth than buckets,shovels, grabs and grips,bulldozer/angledozer blades	595 190	2 823 382	899 481	4 326 502
84314920	Cutting edges or end bits for scrapers,graders/levellers	1 822 528	8 319 697	7 826 627	34 237 245
84314950	Parts of road rollers	145 169	506 275	515 039	1 587 081
84314960	Oth parts of machinery of snow-ploughs and snow-blowers	-	1 765	-	15 822
84314990	Oth parts suitable use of oth moving, grading, levelling,scraping, excavating, tamping, compacting	4 111 235	21 897 484	12 407 696	66 961 869
84321000	Ploughs	-	40	-	60
84322100	Disc harrows	-	50	-	25
84322900	Scarifiers, cultivators, weeders, hoesand oth harrows	10	286	10	542
84324100	Manure spreaders	-	1 043	-	5 256
84328010	Other machinery for soil preparation/cultivationof agricultural/horticultural	-	1 156	-	1 346
84328020	Lawn/sports-ground rollers	-	30	-	891
84328090	Other machinery for soil preparation/cultivation	90	1 441	75	2 683
84329010	Parts of machinery of subheading 8432.80.90	10 781	54 096	219 376	1 092 489
84329090	Parts of oth agricultural, horticultural/forestry mach for soil preparation/cultivation	381	5 552	8 615	47 495
84331100	Mowers for lawns,parks/sports-grounds, powered, with cutting device rotating on horizontal plane	52	79	123	553
84331990	Mowers for lawns,parks/sports-grounds, powered, with oth than cutting device rotating on horizontal plane	-	2 858	-	6 900
84332000	Mowers; n.e.c. in item no. 8433.1 (including cutter bars for tractor mounting)	250	250	5 287	5 287
84335200	Threshing machinery; other than combine harvester-threshers	2 028	3 626	11 232	20 562
84339010	Parts of castors wheels, of a diameter 100mm<diameter<250mmwheel's width>30mm	-	15	-	89
84339030	Parts of not powered mowers for lawn, parks/sport-grounds	20	80	12	42
84339090	Parts of oth harvesting/threshing machinery	137	1 259	783	19 793
84349090	Suitable parts of milking & dairy mach. with not electrically operated	250	598	3 057	39 216
84351010	Presses,crushers&similar mach. used in manfc of wine, ciderfruit juices/similar, electrically operated	435	435	653	653
84351020	Presses,crushers&similar mach. used in manfc of wine, ciderfruit juices/similar, not electrically operated	-	1 512	-	15 120
84359010	Parts of presses,crushers&similar mach. used in manfc of wine, cider, fruit juices/similar, elect operated	-	105	-	2 138
84361010	Machinery for preparing animal feedingstuffs, electrically operated	690	690	22 042	22 042
84362110	Poultry incubators & brooders, electrically operated	-	100	-	220
84362120	Poultry incubators & brooders, not electrically operated	20	157	10	135
84362920	Poultry-keeping machinery, not electric operated	-	15	-	5
84368011	Oth agricultural/horticultural machinery, electricallyoperated	-	1 834	-	12 600
84368019	Oth forestry, poultry-keep/bee-keep machinery, electricallyoperated	-	2 540	-	142 336
84369110	Parts of poultry-keep mach./poultry incubator&broodersof elect operated mach. and equipment	-	216	-	365
84369911	Parts of oth agricultural/horticultural mach.electrically operated & equipments	-	627	-	2 981
84369919	Parts of oth forestry, poultry-keep/bee-keep machinery electrically operated & equipments	-	170	-	13 643
84371010	Mach. for cleaning,sorting/grading seed for grains; winnowing&similar clean mach, electrically operated	250	290	195	479

Tabel 3 : Ekspor Indonesia menurut Komoditi (Kode HS 8 digit)

Mei 2019

Kode H S	Uraian golongan barang	Berat bersih (Kg)		Nilai F.O.B. (U S \$)	
		Bulan ini	Kumulatif	Bulan ini	Kumulatif
(1)	(2)	(3)	(4)	(5)	(6)
84371030	Mach. for cleaning,sorting/grading seed for oth than grainelectrically operated	108	677	365	5 045
84371040	Mach. for cleaning,sorting/grading seed for oth than grainsnot electrically operated	-	7 364	-	2 167
84378010	Rice hullers & cone type rice mills machinery, electricallyoperated	660	731	1 142	1 242
84378020	Rice hullers & cone type rice mills machinery, notelectrically operated	1 960	7 516	6 123	16 032
84378030	Industrial type coffee and corn mills machinery, electrically operated	370	3 724	21 210	35 518
84378040	Industrial type coffee and corn mills machinery, notelectrically operated	94	454	54	749
84378051	Polishing mach. for rice,sifting&sieving mach bran cleaning&husking mach, electrically operated	-	5 860	-	39 426
84378059	Other machine used in the milling indust or working of cerals, electrically operated	850	10 585	1 200	21 654
84378061	Polishing mach. for rice,sifting&sieving mach bran cleaning&husking mach, not electrically operated	38	903	10 000	13 750
84378069	Other machine used in the milling indust or working of cerals, not electrically operated	-	5 911	-	3 721
84379011	Parts of elect operated mach for cleaning, sorting/gradingseed, grain/dried vegetables	30	144	60	140
84379029	Parts of non elect operated mach for used in the milling industry/for the working of cereals/dried vegetables	9 351	119 423	30 587	457 361
84381010	Bakery mach&mach.for manufacture of macarony, spagettior similar products, electrically operated	5 379	88 750	92 743	1 299 937
84381020	Bakery mach&mach.for manufacture of macarony, spagettior similar products, not electrically operated	100	100	690	690
84382010	Mach.for the manufacture of confectionery, cocoa/chocolateelectrically operated	34 570	35 290	188 350	218 915
84382020	Mach.for the manufacture of confectionery, cocoa/chocolatenot electrically operated	-	1	-	57
84385010	Mach.for the preparation of meat or poultry, electricallyoperated	-	2 271	-	43 229
84386010	Mach.for the preparation of fruits, nuts or vegetables,electrically operated	247	7 378	2 438	78 694
84386020	Mach.for the preparation of fruits, nuts or vegetables,not electrically operated	-	161	-	1 507
84388011	Coffee pulpers, electrically operated	-	600	-	1 835
84388012	Coffee pulpers, not electrically operated	94	94	601	601
84388021	Mach.for the preparation of fish, crustaceans or molluscs,electrically operated	-	202	-	1 786
84388091	Other machine for the industrial preparation/manufacture,electrically operated	6 237	86 219	286 566	2 088 914
84388092	Other machine for the industrial preparation/manufacture,not electrically operated	-	780	-	38 207
84389011	Parts of goods of electric machinery for sugar manufacture	-	285	-	19 727
84389019	Parts of goods of oth elect mach for industrial preparationor manufacture of food/drink, oth than sugar &coffee pulper	7 828	41 675	336 418	1 215 240
84389029	Parts of goods of oth non elect mach for industrialprep/manufact of food/drink, oth than sugar &coffee pulper	10	1 067	600	4 427
84393000	Machinery for finishing paper/paperboard	1 700	1 700	31 877	31 877
84399100	Part of machine for making pulp of fibrous cellulosic material	3 468	8 523	34 856	69 268
84399900	Parts of machine for making/finishing paper/paperboard	81 165	226 952	502 531	1 539 288
84401010	Book-binding machinery, incl book-sewing machines,electrically operated	-	4 011	-	3 017
84409010	Parts of book-binding machinery, incl book-sewing machinesof electrically operated machines	-	4 020	-	11 700
84411010	Cutting paper pulp, paper/paperboard machines,electrically operated	2 181	57 633	8 760	230 184
84411020	Cutting paper pulp, paper/paperboard machines,not electrically operated	20	6 080	10	13 050
84413010	Mach.for making cartons, boxes, cases, tubes, drums, orsimilar containers, oth than by moulding, elect operated	-	3 219	-	38 060
84414020	Mach.for moulding articles in paper pulp, paper/paperboardnot electrically operated	20 000	20 000	4 596	4 596

Tabel 3 : Ekspor Indonesia menurut Komoditi (Kode HS 8 digit)

Mei 2019

Kode H S	Uraian golongan barang	Berat bersih (Kg)		Nilai F.O.B. (U S \$)	
		Bulan ini	Kumulatif	Bulan ini	Kumulatif
(1)	(2)	(3)	(4)	(5)	(6)
84418010	Oth machinery for making up paper pulp,paper/paperboardelectrically operated	17 120	18 150	60 000	67 433
84419010	Parts of mach.for making up paper pulp, paper/paperboard,of electrically operated machines	200	3 008	4 624	120 243
84423010	Mach,aparatus&equip for preparing/making plates, cylinders/other printing components, electrically operated	-	1 150	-	34 000
84423020	Mach,aparatus&equip for preparing/making plates, cylinders/other printing components, not electrically operated	-	5	-	65
84424010	Part of electric machinery, aparatus&equip for preparing/making plates, cylinders/other printing components	-	4	-	219
84424020	Part of non-electric machinery, aparatus&equip for preparing/making plates, cylinders/other printing component	-	5	-	511
84425000	Plates, cylinders&oth print components, plates,cyl & lithograph stones, prepared for print purpose	1 442	11 398	28 549	151 911
84431100	Offset printing machinery, reel-fed	156	18 368	280	64 423
84431200	Offset printing machinery, sheet-fed, office type(use sheet<=22x36cm in unfolded state)	-	12	-	475
84431300	Printing machinery; offset, n.e.c. in item no. 8443.1	68 628	217 718	563 312	927 878
84431400	Letterpress printing machinery, reel-fed,excl flexographic printing	-	933	-	25 385
84431500	Letterpress printing machinery, oth than reel-fed,excl flexographic printing	469	469	4 323	4 323
84431600	Flexographic printing machinery	3 787	5 164	8 694	14 924
84431900	Printing machinery; used for printing by means of plates, cylinders and other printing components of heading 84.42, n.e.c. in item no. 8443.1	70	40 725	80	165 285
84433111	Colour printer copier, printing by the ink-jet process,capable of connect to an auto data proccess mach/to network	296	1 172	12 034	99 723
84433119	Non-colour printer copier, printing by the ink-jet process,capable of connect to an auto data proccess mach/to network	4 128	19 306	10 611	48 709
84433121	Colour printer copier, printing by the laser process,capable of connect to an auto data proccess mach/to network	-	18	-	240
84433129	Non-colour printer copier, printing by the laser process,capable of connect to an auto data proccess mach/to network	48	48	1 169	1 169
84433131	Combination printer-copier-facsimile machines, colour,capable of connect to an auto data proccess mach/to network	-	5 250	-	6 200
84433139	Combination printer-copier-facsimile machines, non-colour, capable of connect to an auto data proccess mach/to network	-	22	-	110
84433191	Combination printer-copier-scanner-facsimile machines,capable of connect to an auto data proccess mach/to network	4 363 891	17 535 878	80 314 478	326 108 448
84433199	Oth mach which perform >= 2 function of printing, copying/facs, capable of connect to an auto data proccess/network	1 861	1 902	33 056	37 177
84433211	Dot matrix printers, colour, capable of connect to an auto data processing mach/to a network	420	876	34 000	70 437
84433219	Dot matrix printers, non colour, capable of connect to an auto data processing mach/to a network	822 180	3 316 563	14 655 679	58 493 906
84433221	Printer ink-jet printers, colour, capable of connect to an auto data processing mach/to a network	424 160	1 881 464	6 727 209	31 569 591
84433229	Printer ink-jet printers, non colour, capable of connect to an auto data processing mach/to a network	658	8 496	26 142	49 218
84433231	Laser printers, colour, capable of connect to an auto data processing mach/to a network	2	6	823	1 716
84433239	Laser printers, non colour, capable of connect to an auto data processing mach/to a network	2	51	7	3 307
84433250	Screen printing mach.for the manufacture of PCB/PWB, capable of connect to an auto data proccess mach/to network	-	40	-	500
84433290	Oth printers,copying mach & facsimile, not combined;capable to connect to network	190 599	481 168	6 860 761	17 498 105

Tabel 3 : Ekspor Indonesia menurut Komoditi (Kode HS 8 digit)

Mei 2019

Kode H S	Uraian golongan barang	Berat bersih (Kg)		Nilai F.O.B. (U S \$)	
		Bulan ini	Kumulatif	Bulan ini	Kumulatif
(1)	(2)	(3)	(4)	(5)	(6)
84433930	Other photocopying apparatus incorporating an optical system	-	194	-	399
84433940	Ink-jet printer, not capable of connect to a network	16	159	1 083	6 971
84433990	Oth printers,copying mach & facsimile, not capable to connect to a network	228	543	11 089	39 045
84439100	Parts & acc of printing mach used for printing by means of plates, cyclinder & oth printing components of head 84.42	188 761	871 517	10 719 038	45 109 362
84439910	Parts & acc of screen printing mach for the manufactur of PCB/PWB	175	259	13 125	19 558
84439920	Ink-filled printer cartridges	29 878	248 558	860 595	4 825 735
84439990	Parts and accessories of other printing machinery	52 217	129 753	2 822 120	5 962 054
84440010	Mach. For extruding, drawing, texturing/cutting man-made textile materials, electrically operated	30	140	14 490	21 510
84451110	Carding machines, electrically operated	191 910	556 772	156 074	501 126
84451940	Oth machines for preparing textile fibres, electricallyoperated	-	27 750	-	102 900
84452010	Textile spinning machines, electrically operated	-	71 645	-	120 005
84453010	Textile doubling or twisting machines, electrically operated	29 450	82 990	7 286	33 871
84454010	Textile winding (incl weft-winding) or reeling machines, electrically operated	-	1 000	-	18 000
84454020	Textile winding (incl weft-winding) or reeling machines, not electrically operated	-	19 308	-	148 430
84459010	Mach.for preparing textile for use on electric operatedmach for weaving and knitting/stitch-bonding	-	9 340	-	40 516
84461010	Weaving machines (looms) for weaving fabrics of a width <=30 cm, electrically operated	-	14 500	-	21 500
84462900	Weaving machines (looms) for weaving fabrics of a width>30 cm, oth than power looms shuttle type	-	3 000	-	3 534
84463000	Weaving machines (looms) for weaving fabrics of a width>30 cm, shuttleless type	250 113	301 713	324 370	370 370
84471110	Circular knitting mach with cylinder diameter <=165 mm,electrically operated	-	68	-	3 838
84471120	Circular knitting mach with cylinder diameter <=165 mm,not electrically operated	-	3	-	468
84471210	Circular knitting mach with cylinder diameter >165 mm,electrically operated	-	823	-	111
84472010	Flat knitting machines, stitch-bonding machines, electrically operated	-	39 000	-	69 100
84479010	Mach for making gimped yarns, tulle, lace, embroidery &mach for tufting, electrically operated	3 025	13 027	124 482	163 844
84479020	Mach for making gimped yarns, tulle, lace, embroidery &mach for tufting, not electrically operated	80	214	8 110	10 100
84481110	Dobbies and Jacquard, card reducing, copying, punching/assembling mach for use therewith, electrically operated	2	18 233	100	63 387
84481120	Dobbies and Jacquard, card reducing, copying, punching/assembling mach for use therewith, not electrically operated	-	1	-	21
84481910	Oth auxiliary mach for electric operated mach for knitting,weaving, preparing textile fibres, and extruding/drawing	-	77	-	281
84481920	Oth auxiliary mach for nonelectric operated mach for knitting, weaving, preparing textile fibres, and extruding	-	4	-	4
84482000	Parts & acc or auxiliary machines of machine for extruding,drawing, texturing/cutting man-made textile materials	3 790	21 801	577 303	2 440 733
84483100	Card clothing	29 250	29 250	168	168
84483200	Part & acc of machines for preparing textile fibres, oth than card clothing	-	12 354	-	30 642
84483300	Spindel, spindel flyers, spinning rings and ring travellers	-	369	-	15 807
84483900	Machines; parts and accessories of machines or auxiliary machinery of heading no. 8445, n.e.c. in item no. 8448.3	320	1 782	1 204	29 601
84484200	Reeds for looms, healds and heald-frames	1 259	2 759	97 781	205 755
84484911	Shuttles for electrically operated machines	26	1 251	5 454	39 943
84484991	Oth parts&acc of weaving machines/of their auxiliary mach, other than shuttles, of electrically operated machines	2 301	17 436	189 858	1 122 531
84485100	Sinker, needles and other articles used on formingstitches	4	2 137	98	41 236

Tabel 3 : Ekspor Indonesia menurut Komoditi (Kode HS 8 digit)

Mei 2019

Kode H S	Uraian golongan barang	Berat bersih (Kg)		Nilai F.O.B. (U S \$)	
		Bulan ini	Kumulatif	Bulan ini	Kumulatif
(1)	(2)	(3)	(4)	(5)	(6)
84485900	Machines; parts and accessories of machines or auxiliary machinery of heading no. 8447, other than sinkers, needles and other articles used in forming stitches	9	871	573	28 914
84501110	Household/laundry-type washing mach,full-auto mach, each of a dry linen capacity<=6 kg	125	2 473	255	1 708
84501190	Household/laundry-type washing mach,full-auto mach, each of a dry linen capacity>6 kg but<=10kg	10 388	63 631	33 990	237 549
84501210	Household/laundry-type washing mach, with built-in centrifugal drier, each of a dry linen capacity<=6 kg	-	6 617	-	17 436
84501290	Household/laundry-type washing mach, with built-in centrifugal drier, each of a dry linen 6kg>capacity<=10kg	23 813	168 203	87 820	621 814
84501911	Other household/laundry-type washing mach, electricallyoperated, each of a dry linen capacity<=6 kg	35	35	85	85
84501919	Other household/laundry-type washing mach, electricallyoperated, each of a dry linen capacity>6 kg but not<=10kg	-	521	-	2 140
84501999	Other household/laundry-type washing mach, not electricallyoperated, each of a dry linen capacity>6 kg but not<=10kg	-	2 435	-	2 339
84502000	Household/laundry-type waching mach, each of a dry linen capacity>10kg	3 100	40 469	12 950	169 587
84509010	Parts of washing machine with each of a dry linen cap>10kg	1	16	0	58
84509020	Parts of washing machine with each of a dry linen cap<=10kg	704	3 142	7 455	21 086
84511000	Dry cleaning machines	650	11 525	3 500	53 094
84512900	Drying machines, each of a dry linen capacity>10 kg	-	900	-	3 225
84513090	Ironing machines and presses (incl. fusing presses), other than single roller type	520	1 907	10 000	11 476
84514000	Washing, bleaching or dyeing machines	-	1	-	0
84515000	Machines for reeling, unreeling, folding, cutting/pinking textile fabrics	-	2 500	-	45 000
84518000	Machinery; wringing, dressing, finishing, coating/impregnating textile yarns, fabrics/made up textile articles; applying paste to base fabric used in manufacture/floor coverings	48 350	90 041	113 116	228 142
84519090	Parts of machines of a dry linen capacity>10 kg	143	8 199	792	34 208
84521000	Sewing machines of the household type	270	16 326	1 265	134 246
84522100	Sewing machines; (not household type), automatic units	4 592	10 669	17 229	151 184
84522900	Sewing machines; not household or automatic unit type	3 347	12 224	119 555	211 870
84523000	Sewing machine needles	1	670	2 129	20 118
84529011	Arm&beds, stans with or w/o centre frames, flywheel, belt guards, treadles/pedals of household type of sewing machines	25 200	50 400	25 200	50 400
84529012	Furniture, bases and covers and parts there of householdtype of sewing machines	14 280	29 066	24 514	49 788
84529019	Oth parts of sewing machines of machinery of householdtype of sewing machines	30	249	164	5 520
84529091	Arm&beds, stans with or w/o centre frames, flywheel, belt guards, treadles/pedals of non household type sewing machine	127	129	2 000	2 009
84529099	Oth parts of sewing machines of machinery of non householdtype of sewing machines	150	4 108	155	4 060
84531010	Machinery for preparing, tanning/working hides, skins/leather, electrically operated	1 360	46 148	2 669	100 059
84531020	Machinery for preparing, tanning/working hides, skins/leather, not electrically operated	-	5	-	20
84532010	Machinery for making/repairing footwear, electricallyoperated	30	62 900	717	432 583
84532020	Machinery for making/repairing footwear, not electricallyoperated	-	220	-	400
84538020	Oth mach for make/repaire footwear,oth than sewing machine,not electrically operated	100	200	691	1 372
84539000	Parts of machinery for preparing,tanning/working hides,skins, leather	11	720	15 120	30 492
84541000	Converters	162	225	3 512	5 572
84542000	Ingot moulds and ladles	2 157	30 632	18 728	273 730

Tabel 3 : Ekspor Indonesia menurut Komoditi (Kode HS 8 digit)

Mei 2019

Kode H S	Uraian golongan barang	Berat bersih (Kg)		Nilai F.O.B. (U S \$)	
		Bulan ini	Kumulatif	Bulan ini	Kumulatif
(1)	(2)	(3)	(4)	(5)	(6)
84543000	Casting machines	-	16 000	-	9 952
84549000	Partrs of converts, ladles, ingot moulds & casting machines	1 479	6 914	116 316	296 643
84553000	Rolls of rolling mills	11 410	83 230	8 762	36 370
84559000	Metal-rolling mills; parts thereof	184	88 565	58	39 464
84561100	Mach tool for work any material by removal material,operated by laser	15	6 455	23 894	180 854
84562000	Mach tool for work any material by removal material,operated by ultrasonic processes	5 336	5 336	24 860	24 860
84564010	Mach tool for work any material by removal material,by plasma arc processes, for manufact of PCB/PWB	1	1	29	29
84564090	Mach tool for work any material by removal material,by plasma arc processes, for oth than manufact of PCB/PWB	-	42 870	-	108 000
84569090	Wet processing equip for application by immersion ofelectrical solutions, for oth purposes	19 300	19 370	100 000	105 230
84571010	Machining centres of spindle power <= 4kW	-	34	-	10 386
84571090	Machining centres of spindle power > 4 kW	-	119 716	-	639 917
84572000	Unit construction machines (single station)	-	3 640	-	5 000
84573000	Multi-station transfer machines	-	1 070	-	31 585
84581190	Horizontal lathes, numerical controlled,spindle power >4 kW	2 500	27 105	278	248 457
84589100	Lathes; for removing metal, numerically controlled, other than horizontal lathes	-	15 875	-	138 373
84589990	Oth than horizontal lathes, not numerical controlled, with the distance between the main spindle centre&the bed>300mm	1 300	10 754	730	54 519
84591010	Way-type unit head machines, electrically operated	-	11 062	-	72 728
84592910	Other drilling machines, not numerically controlled,electrically operated	175	240	1 094	2 421
84592920	Other drilling machines, not numerically controlled,not electrically operated	-	40	-	3 109
84593910	Other boring-milling machines, not numerically controlled,electrically operated	-	3 031	-	73 971
84594100	Machine-tools; for boring by removing metal, numerically controlled boring machines, n.e.c. in heading 8459	-	14 200	-	6 490
84595100	Milling machines, knee-type, numerically controlled	-	19 050	-	97 642
84596100	Machine-tools; for milling by removing metal, (not knee-type), numerically controlled	10 650	10 650	237 033	237 033
84596910	Other milling machines, not numerically controlled,electrically operated	1 500	1 500	1 792	1 792
84597010	Other threading or tapping machines, electrically operated	2 360	2 360	72 200	72 200
84601900	Flat-surface grinding machines, not numerically controlled	3 437	12 370	6 855	96 234
84602300	Machine-tools; cylindrical grinding machines (excluding flat-surface and centreless), numerically controlled	-	74	-	336
84602910	Other grinding machines, not numerically controlled,electrically operated	2 626	30 069	29 600	309 628
84602920	Other grinding machines, not numerically controlled,not electrically operated	4	259	641	10 795
84603110	Mach tools, numerically controlled, for sharpening drillingbits,shank diameter<=3,175mm, fixed collets, power<=0.74kW	-	63	-	1 605
84603190	Mach tools, numeric controlled, for sharpen drill bits oththan shank diameter<=3,175mm, fixed collets, power<=0.74kW	-	2 013	-	5 222
84604010	Honing or lapping machines, electrically operated	1 913	3 100	4 177	16 451
84604020	Honing or lapping machines, not electrically operated	-	3	-	6
84609010	Oth mach-tools for deburring, sharpening, grinding, honing, lapping, or similar, electrically operated	4	5	400	515
84609020	Oth mach-tools for deburring, sharpening, grinding, honing, lapping, or similar, not electrically operated	4	15	20	1 211
84612010	Shaping or slotting machines, electrically operated	-	4 916	-	317 408
84612020	Shaping or slotting machines, not electrically operated	-	40	-	75
84613010	Broaching machines, electrically operated	-	3 080	-	18 204
84613020	Broaching machines, not electrically operated	-	14 488	-	11 496
84614010	Gear cutting, gear grinding/gear finishing machines, electrically operated	-	23	-	71
84614020	Gear cutting, gear grinding/gear finishing machines, not electrically operated	-	154	-	490
84615010	Sawing or cutting-off machines, electrically operated	3 336	8 816	18 498	32 020
84615020	Sawing or cutting-off machines, not electrically operated	-	138	-	1 879

Tabel 3 : Ekspor Indonesia menurut Komoditi (Kode HS 8 digit)

Mei 2019

Kode H S	Uraian golongan barang	Berat bersih (Kg)		Nilai F.O.B. (U S \$)	
		Bulan ini	Kumulatif	Bulan ini	Kumulatif
(1)	(2)	(3)	(4)	(5)	(6)
84619011	Oth mach-tool for planing,shaping,gear cutting,not elsewhrespecified, planing machines, electrically operated	-	579	-	1 216
84619019	Oth mach-tool for planing,shaping,gear cutting,not elsewhrespecified, oth than planing machines, electric operated	6 338	8 432	37 227	48 659
84619099	Oth mach-tool for planing,shaping,gear cutting,not elsewhrespecified, oth than planing machines, not electric operated	2 224	7 774	210 695	461 678
84621010	Forging or die-stamping (incl presses) & hammers,electrically operated	25 450	93 364	94 530	324 862
84621020	Forging or die-stamping (incl presses) & hammers,not electrically operated	-	11 210	-	30 698
84622100	Bending, folding, straightening/flattering mach (inclpresses), numerically controlled	56 136	193 807	504 459	1 321 460
84622910	Bending, folding, straightening/flattering mach (inclpresses), not numerically controlled, electrically operated	20	15 920	155	208 733
84622920	Bending, folding, straightening/flattering mach (inclpresses), not numerically controlled, not electric operated	-	2 610	-	2 302
84623100	Shearing mach (incl presses),oth than combined punching&shearing mach, numerically controlled	-	6 000	-	2 000
84623910	Shearing mach (incl presses),oth than combined punching&shearing mach, not numerically controlled, elect operated	7 500	7 520	7 544	7 644
84624910	Punching/notching machines (incl presses),incl combinedpunching&shearing, not numerically controlled, elect operate	54	1 379	180	61 273
84624920	Punching/notching machines (incl presses),incl combinedpunching&shearing, not numerical controll, not elect operate	-	15	-	200
84629100	Hydraulic presses	3 300	31 145	2 043	143 421
84629950	Oth mach-tools for (incl presses) working metal by forging,hammering/die-stamping, electrically operated	31	78 454	1 660	199 990
84629960	Oth mach-tools for (incl presses) working metal by forging,hammering/die-stamping, not electrically operated	1 820	1 853	555	580
84632010	Thread rolling machines, electrically operated	-	3 747	-	13 102
84633010	Machines for working wire, electrically operated	-	117 908	-	328 143
84633020	Machines for working wire, not electrically operated	-	17 209	-	6 600
84639010	Other mach-tools for working metals/cermets, w/o removingmaterial, electrically operated	700	18 110	3 584	14 664
84641010	Sawing machines for working stone, ceramics/like mineralmaterials/for cold-working glass, electrically operated	-	3 768	-	9 700
84642010	Grinding/polishing mach for working stone, ceramics/likemineral material/for cold-work glass,electric operated	4	2 454	96	8 266
84642020	Grinding/polishing mach for working stone, ceramics/likemineral material/for cold-work glass,not electric operated	-	2 328	-	34 239
84649010	Oth machines for working stone, ceramics/like mineralmaterials/for cold-working glass, electrically operated	-	2 919	-	90 121
84649020	Oth machines for working stone, ceramics/like mineralmaterials/for cold-working glass, not electrically operated	-	7	-	252
84652000	Machining centres	-	2 090	-	19 645
84659110	Sawing machines for scoring PCB/ PWB or PCB/PWB substrateselectrically operated	19 540	19 540	99 968	99 968
84659120	Oth sawing machines for scoring PCB/ PWB or PCB/PWB substrates, electrically operated	62	494	240	1 007
84659130	Oth sawing machines for scoring PCB/ PWB or PCB/PWB substrates, not electrically operated	-	1 903	-	2 712
84659210	Planing, milling/moulding mach for routing PCB/PWB or PCB/PWB substrates, accepting router bits with shank D<=3.175mm	-	8	-	3 299
84659220	Oth planing, milling/moulding (by cutting) machines,electrically operated	669	669	3 300	3 300
84659310	Grinding, sanding or polishing machines, for working woodcork, bone/similar hard materials, electrically operated	80	101	482	1 908

Tabel 3 : Ekspor Indonesia menurut Komoditi (Kode HS 8 digit)

Mei 2019

Kode H S	Uraian golongan barang	Berat bersih (Kg)		Nilai F.O.B. (U S \$)	
		Bulan ini	Kumulatif	Bulan ini	Kumulatif
(1)	(2)	(3)	(4)	(5)	(6)
84659410	Bending/assembling mach, for working wood, cork, bone/similar hard materials, electrically operated	-	20	-	15 293
84659420	Bending/assembling mach, for working wood, cork, bone/similar hard materials, not electrically operated	-	50	-	350
84659510	Drilling mach for manufact of PCB/PWB, with a spindle speed>50,000rpm and accept drill bits of shank D<=3.175mm	-	40	-	50
84659530	Other drilling/morticing machines, for working wood, cork, bone/similar hard materials, electrically operated	-	6	-	24
84659540	Other drilling/morticing machines, for working wood, cork, bone/similar hard materials, not electrically operated	175	175	255	255
84659610	Splitting, slicing/paring machines, for working wood, cork, bone/similar hard materials, electrically operated	-	15 500	-	67 797
84659940	Oth mach tools for working wood, cork, bone/similar hardmaterials, lathes, not electrically operated	-	1 450	-	1 600
84659950	Mach for deburring the surfaces of PCB/PWB during manufact, mach for scoring&laminating presses for PCB/PWB/substrates,	-	25	-	324
84659960	Oth mach tools for working wood, cork, bone/similar hardmaterials, electrically operated	3	51	77	929
84659990	Oth mach tools for working wood, cork, bone/similar hardmaterials, not electrically operated	-	11 030	-	177 563
84661010	Tool holder&self-opening diehead for mach of 84569010, 84569020/84603110/84659110/84659210/84659510/84659950	-	2 848	-	107 336
84661090	Tool holder&self-opening diehead for mach oth of 84569010&84569020/84603110/84659110/84659210/84659510/84659950	1 889	6 057	103 453	200 510
84662010	Work holders for mach of 85469010, 84569020, 84603110, 84659110, 84659210, 84659510, 84659950	3	1 003	2 200	2 939
84662090	Work holders for mach oth than of 85469010, 84569020, 84603110, 84659110, 84659210, 84659510, 84659950	36 760	157 026	94 753	490 749
84663010	Dividing heads&oth special for mach of subheading 84569010&84569020, 84603110, 84659110, 84659210, 84659510/84659950	2	2	223	223
84663090	Dividing heads&oth special for mach oth than of subheading 84569020, 84603110, 84659110, 84659210, 84659510/84659950	22 481	53 545	1 261 192	2 603 315
84669100	Parts & accessories suited for use solely/principally; for the machines of heading no. 8464, n.e.c. in heading no. 8466	-	841	-	20 940
84669210	Oth parts & accessories for machines of subheading 84659110, 84659210, 84659510 or 84659950	-	5 945	-	32 590
84669290	Oth parts & acc for mach of head 8465 oth than subheading 84659110, 84659210, 84659510 or 84659950	917	1 629	15 947	34 403
84669390	Oth parts & accessories for machines of head 8456 to 8461 oth than subhead 84564010, 84569020 or 84603110	4 232	35 759	131 779	758 969
84669400	Machine-tools; parts and accessories, for the machines of heading no. 8462 or 8463, n.e.c. in heading no. 8466	3 715	20 492	19 253	304 876
84671100	Tools for working in the hand pneumatic rotary tipe (including combined rotary-percussion)	291	537	57 953	58 739
84671900	Tools for working in the hand pneumatic other rotary tipe (including combined rotary-percussion)	1 380	2 203	2 318	17 038
84672100	Drills of all kinds with self-contained electric motor	323	2 645	1 901	16 358
84672200	Saws with self-contained electric motor	20	196	63	540
84672900	Tools; for working in the hand, with self-contained electric motor; other than saws and drills	-	56 839	-	57 423
84678100	Chains saws with self-contained electric motor	80	11 721	2 027	28 649
84678900	Tools; for working in the hand, (other than chain saws), hydraulic or with self-contained non-electric motor, (not pneumatic)	729	3 498	2 790	27 088
84679110	Part of chains saws of electro-mechanical type	-	559	-	5 307
84679190	Other part of chains saws of electro-mechanical type	16 159	31 988	51 215	269 975
84679200	Parts of tools working in the hand of pneumatic	441	1 495	1 805	15 951
84679910	Other parts of tools of goods of drills, saws & all kinds non-electric motor	3 670	19 810	11 381	70 781

Tabel 3 : Ekspor Indonesia menurut Komoditi (Kode HS 8 digit)

Mei 2019

Kode H S	Uraian golongan barang	Berat bersih (Kg)		Nilai F.O.B. (U S \$)	
		Bulan ini	Kumulatif	Bulan ini	Kumulatif
(1)	(2)	(3)	(4)	(5)	(6)
84679990	Other parts of tools of goods of other than drills, saws and all kinds, non-electric motor	22	850	3 547	16 141
84681000	Hand-held blow pipes	-	312	-	18 649
84682010	Hand-operated (not hand-held) gas welding or brazing appliances for metal	18	5 264	175	18 405
84682090	Other hand-operated (not hand-held) gas welding or brazing appliances for other than metal	135	745	1 631	50 035
84688000	Machinery and apparatus; for soldering, brazing or welding, whether or not capable of cutting, n.e.c. in heading no. 8468	3 223	3 224	47 970	48 280
84689090	Parts of goods of gas welding or brazing appliances for other than metal	17 976	50 777	863 155	2 164 284
84701000	Electronic calc,pocket-size data recording, reproducing and displaying machines with calculating functions	22	4 684	236	5 649
84702900	Calculating machines; electronic, (not incorporating a printing device), needing an external power source	100	111	3 000	5 470
84703000	Calculating machines; non-electronic	111	1 294	747	95 743
84705000	Cash register	86 525	589 722	1 252 624	6 979 597
84709090	Ticket-issuing machines and similar machines	3 002	10 794	632 272	1 182 844
84713020	Laptops including notebooks and subnotebooks	2 564	19 135	212 614	831 371
84713090	Oth portable automatic data processing machines, weighting<= 10 kg	1 242	8 086	190 481	688 479
84714110	Personal computers exclud portable computer,CPU& I/O unitwhether or not combined	59	588	831	80 657
84714190	Other PC excluding portable computer,CPU& I/O unit whether or not combined	211 871	509 395	9 426 443	23 612 451
84714910	Personal computers in the form of systems exclud portablecomputers (laptop/notebook)	192	478	11 871	33 200
84714990	Other personal computers in the form of systems excluding portable computers (laptop/notebook)	267	728	5 873	50 419
84715010	Processing units for personal (incl. portable) computersnot comprising & not presented in the form systems systems	3 058	15 261	69 103	405 950
84715090	Oth processing unit for personal comp.(excl.portable comp) not comprising & not presented in the form systems systems	452	4 067	128 745	408 161
84716030	Computer keyboards	29	483	300	10 671
84716040	Mouses, light pens, joysticks, track balls, and touch sensitive screens	29 702	131 857	1 653 314	7 291 837
84716090	Other input or output units, whether or not containing storage units in the same housing	56 563	222 781	2 346 284	8 713 508
84717010	Floppy disk drive	2	4	4	28 531
84717020	Hard disk drive	2 000	11 215	228 368	1 222 603
84717030	Tape drive	29	333	1 760	19 107
84717040	Optical disk drives, including CD-ROM drives, DVD drives and CD-R drives	143	1 221	3 344	258 702
84717050	Proprietary format storage device incl media therefor with or without removable media, optical or other technology	2	2 733	40	104 071
84717091	Propriety format storage automated backup systems	2	3	2 398	2 618
84717099	Oth proprietary format storage devices incl media therefor with or without removable media, optical or other technology	82	702	41 434	360 526
84718010	Control and adaptor units	1 303	7 074	64 123	731 291
84718070	Sound cards or video cards	-	898	-	55 553
84718090	Other control units	72	1 048	19 210	154 859
84719010	Bar code readers	90 617	208 472	3 038 459	8 237 306
84719030	Electronic fingerprint identification systems	88	286	10 564	34 428
84719040	Other optical character readers	5	328	176	28 964
84719090	Other units of automatic data processing machines :	14 749	56 491	3 300 406	7 048 731
84721010	Duplicating machines with electrically operated	1	1	1	1
84729010	Automatic teller machines	-	2 210	-	6 090
84729049	Oth typewriters auto oth than printers of heading 8443	-	5 167	-	80 309
84729060	Other word-processing machines with electrically operated	225	226	6 078	6 082
84729090	Other word-processing mach with not electrically operated	-	271	-	5 640
84732100	Parts of the electronic calculating machines of subheading 84701000, 84702100 or 84702900	3 720	9 243	44 968	139 365
84732900	Parts of the electronic calculating machines oth thansubheading 84701000, 84702100 or 84702900	545	4 583	17 869	186 212
84733010	Parts and accessories assembled printed circuit boards of the machines of heading 8471	47 511	182 346	9 872 465	33 308 429

Tabel 3 : Ekspor Indonesia menurut Komoditi (Kode HS 8 digit)

Mei 2019

Kode H S	Uraian golongan barang	Berat bersih (Kg)		Nilai F.O.B. (U S \$)	
		Bulan ini	Kumulatif	Bulan ini	Kumulatif
(1)	(2)	(3)	(4)	(5)	(6)
84733090	Parts and accessories assembled other than printed circuit boards of the machines of heading 8471	1 695 926	5 772 441	16 596 919	40 607 419
84734010	Parts and accessories of the machines of heading 8472 for electrically operated machines	1 074	10 156	339 589	1 186 694
84734020	Parts and accessories of the machines of heading 8472 for non electrically operated machines	62	456	24 803	233 888
84735010	Parts and accessories suitable for use with the machines of heading 8471	-	135	-	2 180
84735090	Parts and accessories suitable for use with the machines of heading 8470 and 8472	12 715	28 322	683 097	1 254 970
84741010	Sorting, screening, separating or washing machines electrically operated	3 000	9 220	1 500	180 709
84741020	Sorting, screening, separating or washing machines non electrically operated	34 600	34 600	4 500	4 500
84742019	Crushing or grinding machines stone electrically operated for other than stone	2	2 139	93	9 768
84742021	Crushing or grinding machines stone not electrically operated for stone	-	58	-	782
84742029	Crushing or grinding machines stone not electrically operated for other than stone	-	1 209	-	976
84743110	Concrete or mortar mixers electrically operated	11 312	57 185	81 204	333 167
84743120	Concrete or mortar mixers not electrically operated	15	4 105	75	13 082
84743219	Machines for mixing mineral substances with bitumen electrically operated of an output capacity > 80 t/h	-	12 565	-	31 391
84743229	Machines for mixing mineral substances with bitumen not electrically operated of an output capacity > 80 t/h	-	557	-	50
84743910	Other machines for mixing mineral substances with bitumen electrically operated	-	340	-	500
84748010	Machinery for agglomerating, shaping or moulding, for forming foundry moulds of sand electrically operated	1 100	127 294	290 600	840 521
84748020	Machinery for agglomerating, shaping or moulding, for forming foundry moulds of sand not electrically operated	13	1 314	0	1 721
84749010	Other machinery for agglomerating, shaping/moulding, for forming foundry moulds of sand electrically operated	5 981 300	24 090 400	13 655 219	57 263 681
84749020	Other machinery for agglomerating, shaping/moulding, for forming foundry moulds of sand not electrically operated	210	755 743	5 043	1 521 797
84751010	Machines for assembling electric/electronic lamps, tubes/valves/flashbulbs, in glass envelopes, electrically operated	800	802	59 288	59 538
84751020	Machines for assembling electric/electronic lamps, tubes/valves or flashbulbs, in glass envelopes, not electrically operated	-	5	-	2 461
84752900	Machines; for manufacturing or hot working glass or glassware, not for making optical fibres and preforms thereof	-	14 520	-	166 435
84759010	Parts machines for making optical fibres of electrically operated	-	4 955	-	74 806
84762100	Automatic beverage-vending machines incorporating heating or refrigerating devices	161 574	726 361	1 145 246	5 339 644
84768900	Machines; automatic goods-vending machines, not incorporating heating or refrigerating devices	5	5	541	541
84769000	Parts automatic goods-vending machines incorporating heating or refrigerating devices	10 001	169 738	101 051	1 282 435
84771010	Injection machines for moulding rubber	99	65 896	93	144 179
84771031	Injection machines for plastics, poly (vinyl chloride)	-	4 100	-	148 650
84771039	Other injection machines for plastics	2 900	205 758	8 049	391 391
84772010	Extruders machine for rubber	-	20 802	-	344 055
84772020	Extruders machine for plastics	-	16 836	-	64 487
84773000	Blow moulding machines	26 885	28 315	537 806	575 306
84774020	Vacuum machines for moulding or forming plastics	-	40	-	550
84775910	Other machines for moulding or forming rubber	655	4 010	14 897	118 820
84775920	Other machines for moulding or forming plastics	-	1	-	2
84778010	Other machine for working rubber/products from rubber, electrically operated	7 416	22 742	50 848	304 397
84778031	Lamination presses for the manufacture of PCB/PWB electrically operated	-	55	-	36

Tabel 3 : Ekspor Indonesia menurut Komoditi (Kode HS 8 digit)

Mei 2019

Kode H S	Uraian golongan barang	Berat bersih (Kg)		Nilai F.O.B. (U S \$)	
		Bulan ini	Kumulatif	Bulan ini	Kumulatif
(1)	(2)	(3)	(4)	(5)	(6)
84778039	Oth lamination presses for plastics/products from plasticselectrically operated	17 034	64 476	69 843	167 942
84779010	Parts of machine for working rubber/products from rubber, electrically operated	143	10 017	21 361	141 244
84779020	Parts of machine for working rubber/products from rubber, not electrically operated	24	328	2 856	16 052
84779032	Parts of lamination presses for the manufacture of PCB/PWBelectrically operated	288	2 833	38 316	291 153
84779039	Parts of electric machine for working plastic&productsoth than lamination presses for manufacture of PCB/PWB	453	26 589	1 685	210 029
84779040	Parts of non-electric machine for working plastics/products from plastics materials	130	11 209	10 904	56 869
84781010	Machines for preparing or making up tobacco,electrically operated	7 772	70 246	554 096	8 714 141
84781020	Machines for preparing or making up tobacco, not electrically operated	33 809	97 393	423 478	1 243 395
84789010	Parts of machines for preparing or making up tobacco,electrically operated	8 973	62 159	725 478	6 287 639
84789020	Parts of machines for preparing or making up tobacco,not electrically operated	6 713	6 713	184 524	184 524
84791010	Machines for public works/building/the like, electrically operated	47	52 330	2 524	372 020
84791020	Machines for public works/building/the like, not electrically operated	51	781	742	1 314
84792010	Machines for the extraction/preparation of animal/fixed vegetable fats or oils, electrically operated	49	4 561	320	2 233
84792020	Machines for the extraction/preparation of animal/fixed vegetable fats or oils, not electrically operated	-	1 100	-	16 063
84793010	Machines presses for particle board/building and treating wood/cork, electrically operated	-	24 500	-	1 750
84794010	Rope or cable-making machines, electrically operated	-	53	-	733
84794020	Rope or cable-making machines, not electrically operated	-	6	-	15
84795000	Industrial robots machines,not elsewhere specified/included	-	2 438	-	30 848
84796000	Machines evaporative air coolers	64	278	4 132	4 922
84797100	Passenger boarding bridges of kind a used in airports	203 196	393 846	1 040 000	2 047 500
84797900	Machinery and mechanical appliances; passenger boarding bridges, other than of a kind used in airports	165	4 439	243	717
84798110	Machines for treating metal, including electric wire coilwinders, electrically operated	303	104 769	31 613	1 483 246
84798120	Machines for treating metal, including electric wire coilwinders, not electrically operated	53	10 053	5 840	9 456
84798210	Mixing, kneading, crushing, grinding, screening, sifting, homogenising, emulsifying/stirring machines, electically operated	836	11 525	28 880	302 462
84798220	Mixing, kneading, crushing, grinding, screening, sifting, homogenising, emulsifying/stirring machines, not elect. operated	-	242	-	671
84798920	Machinery or apparatus for assembling CPU daughter boards and the regeration of chemical solution used, elect.operated	9 246	21 347	260 468	11 100 271
84798931	Automatic service-vending machines, electrically operated	-	727	-	32 229
84798939	Other automatic service-vending machines, electrically operated	84 187	334 641	879 486	3 517 935
84798940	Other automatic service-vending machines, not electrically operated	36 151	297 396	455 800	2 126 476
84799020	Parts of goods of subheading 8479.89.20	11 775	51 043	80 638	304 607
84799030	Parts of machines of machine subheading 8479.89.20, electrically operated	5 485	38 946	564 835	3 156 405
84799040	Parts of machines of machine subheading 8479.89.20, not electrically operated	45 302	216 611	2 873 908	13 167 680
84801000	Moulding boxes for metal foundry	-	4 304	-	71 776
84802000	Mould bases	5 423	51 664	52 130	257 012
84803010	Moulding patterns of copper	-	692	-	500
84803090	Moulding patterns of other materials	20 022	139 870	235 658	1 222 292
84804100	Moulds for metal/metal carbides injection or compression types	14 943	56 253	619 282	1 574 378

Tabel 3 : Ekspor Indonesia menurut Komoditi (Kode HS 8 digit)

Mei 2019

Kode H S	Uraian golongan barang	Berat bersih (Kg)		Nilai F.O.B. (U S \$)	
		Bulan ini	Kumulatif	Bulan ini	Kumulatif
(1)	(2)	(3)	(4)	(5)	(6)
84804900	Moulds; for metal or metal carbides, other than injection or compression types	8	286 715	373	760 999
84805000	Moulds for glass	-	823	-	1 534
84806000	Moulds for mineral materials	28 539	111 794	111 516	387 574
84807110	Moulds for footwear soles, injection or compression types	17 438	50 536	112 090	272 729
84807190	Other moulds for rubber plastics, injections types	56 736	282 964	1 279 931	4 191 992
84807910	Moulds for footwear soles, not injection/compression types	11 772	20 149	8 389	99 362
84807990	Other moulds for rubber plastics, not injections types	18 681	79 611	635 088	2 467 550
84811011	Sluice / gate valves with 5 cm ? internal diameter ? 40 cm	29	1 430	9 820	17 013
84811019	Other sluice / gate valves of iron or steel	5 810	21 823	112 881	151 858
84811021	Sluice / gate valves of copper/copper alloy an internal diameter<= 2,5 cm	-	2 010	-	3 481
84811099	Other taps, cocks, valves & similar appliances for pipes, boiler shells, tanks, vats or the like	75 797	333 098	899 278	3 827 338
84812010	Sluice/gate valves for oleohydraulic or pneumatic transmissions 5 cm<=internal diameter<=40 cm	47	67	25 954	31 574
84812020	Sluice/gate valves of copper/ally 1 cm ? int.diam ? 2,5 cm of plastics 1 cm<=int.diam<=2,5 cm for oleohydr/pneumatic	-	496	-	3 759
84812090	Other sluice/gate valves for oleohydraulic or pneumatic	1 427	35 390	59 934	478 912
84813010	Swing check-valves, of cast iron, with 4 cm<=an inlet of internal diameter ?60 cm	284 587	1 368 106	2 659 280	12 429 449
84813040	Swing check-valves of plastics, with 1 cm<=internal diameter<=2,5 cm	36	148	687	3 921
84813090	Other swing check-valves, of cast iron, with 4 cm<=an inlet of internal diameter ?60 cm	1 829	9 067	12 145	78 515
84814010	Safety or relief valves of copper or copper alloys,with an internal diameter of<=2.5 cm	-	2	-	200
84814090	Other safety or relief valves	14 773	43 552	209 651	722 070
84818011	Valves for inner tubes of copper or copper alloys	27	162	976	3 717
84818012	Valves for inner tubes of other materials	469	11 163	5 959	269 322
84818014	Valves for tubeless tyres of other materials	1	812	1	7 615
84818021	Liquefied Petroleum Gas (LPG) cylinder valves of copper or copper alloys with inlet/outlet internal diameters<=2.5 cm	-	3 592	-	19 489
84818030	Cocks and valves, whether or not fitted with piezo-electric igniters, for gas stoves or ranges	199	17 862	1 282	1 160 156
84818040	Aerated or carbonated liquid bottle valves; valves for gas operated beer dispensing units	-	2 820	-	84 586
84818050	Mixing taps and valves	1 704	17 017	32 558	326 560
84818061	Manually operated gate valves of cast iron with 5 cm<=an internal diameter<=40 cm	-	705	-	16 094
84818062	Other manually operated gate valves of cast iron	70 639	383 624	1 094 100	6 748 358
84818063	Other gate valves and butterfly valves of cast iron	-	536	-	7 969
84818065	Other hog nipple waterers of plastics	-	1	-	1
84818067	Other nipple joint valves	-	18	-	278
84818072	Other ball valves of plastics	5 481	12 599	56 884	480 327
84818073	Gate valves, manually operated, of iron or steel with 5 cm<=an internal diameter<=40 cm	35 888	137 406	463 701	2 039 225
84818074	Gate valves, manually operated, of iron or steel with an internal diameter > 40 cm	-	16 000	-	264 295
84818079	Other manifold valves of plastics	-	280	-	2 759
84818081	Pneumatically controlled valves of plastics with 1 cm<=internal diameter<=2,5 cm	1	110	109	2 580
84818082	Other pneumatically controlled valves of plastics	1 215	3 256	27 087	90 051
84818087	Fuel cut-off valves for vehicles of heading 8702, 8703/8704	-	1	-	150
84818089	Other, manually operated, weighing ? 3 kg of steel/nickel	-	56	-	529
84818091	Water taps of copper or copper alloy, with an internal diameter<=2.5 cm	1 518	3 778	16 092	91 748
84818099	Other fuel cut-off valves for vehicles of copper/ally	96 706	472 103	1 203 298	4 848 704
84819010	Housings for sluice or gate valves with inlet or outlet of 50 mm ?an internal diameter<=400 mm	11 595	85 685	261 575	1 544 764
84819021	Bodies, for water taps with internal diameter ? 25 mm	23 398	69 168	153 779	531 332
84819023	Other bodies for taps, cocks, valves,with internal diameter<=25 mm	13 325	41 554	106 589	468 559
84819029	Other parts for taps.cocks.valves,with internal diameter<=25 mm	128	136	11 362	12 381
84819049	Valve cores of inner tube or tubeless tyre valves of other materials	165	440	6 025	24 757

Tabel 3 : Ekspor Indonesia menurut Komoditi (Kode HS 8 digit)

Mei 2019

Kode H S	Uraian golongan barang	Berat bersih (Kg)		Nilai F.O.B. (U S \$)	
		Bulan ini	Kumulatif	Bulan ini	Kumulatif
(1)	(2)	(3)	(4)	(5)	(6)
84819090	Other parts of housing for sluice or gate valves	52 781	243 995	424 416	2 544 430
84821000	Ball bearings	588 886	3 013 429	12 018 749	59 289 217
84822000	Tapered roller bearings, including cone and tapered roller assemblies	6 058	13 921	151 470	444 773
84823000	Spherical roller bearings	285	7 078	1 850	122 586
84824000	Needle roller bearings	148	351	963	2 063
84825000	Bearings; cylindrical roller bearings n.e.c. in heading no. 8482	6	122	186	4 629
84828000	Bearings; n.e.c. in heading no. 8482, including combined ball/roller	107 789	479 396	172 497	972 741
84829100	Parts of ball, needles and rollers	371 788	1 870 482	1 869 811	9 386 098
84829900	Bearings; parts, (other than balls, needles and rollers)	16 338	74 016	214 341	752 779
84831010	Transmission shafts and cranks for machinery of heading 84.29 or 84.30	104 636	507 756	1 034 460	5 113 923
84831024	Cam shafts and crank shafts for engines of vehicles of heading 8711	229 035	1 025 291	2 362 749	10 838 045
84831025	Other cam shafts and crank shafts for engines of vehicles of a cylinder capacity<=2000 cc	42 363	304 321	559 132	4 183 541
84831026	Other cam shafts and crank shafts for engines of vehicles of 2000 cc<cylinder capacity<=3000 cc	138 558	691 171	932 116	4 602 143
84831027	Other cam shafts and crank shafts for engines of vehicles of a cylinder capacity>3000 cc	241 190	1 043 674	492 723	2 079 560
84831039	Cam shafts and crank shafts for marine propulsion engines of an output>22.38 kW	150	6 224	507	13 937
84831090	Other cam shafts and crank shafts for engines of vehicles	42 725	258 790	403 563	2 650 196
84832020	Bearing housings, incorporating ball or roller bearings for machinery of heading 8429 or 8430	1	1 139	15	6 651
84832030	Bearing housings, incorporating ball or roller bearings for engine and vehicles of chapter 87	-	2	-	65
84832090	Other bearing housings, incorporating ball/roller bearings	102	883	1 636	8 137
84833030	Bearing housings, not incorporating ball or roller bearings for engine and vehicles of chapter 87	20 087	124 956	318 231	2 049 252
84833090	Other bearing housings, not incorporating ball or roller bearings	16 717	138 997	382 792	1 818 460
84834020	Gears and gearing for marine vessels	-	480	-	1 477
84834030	Gears and gearing for machinery of heading 8429 or 8430	59 147	562 189	1 366 476	9 931 222
84834040	Gears and gearing for vehicles of chapter 87	73 520	214 420	689 553	2 484 441
84834090	Other gears and gearing, transmission elements presented separately including torque converters :	211 874	963 024	1 470 657	8 407 060
84835000	Flywheels and pulleys, including pulley blocks	483 580	2 095 509	1 720 090	6 534 274
84836000	Clutches and shaft couplings (including universal joints)	32 385	121 933	335 145	1 280 852
84839011	Toothed wheels, chain sprockets and other transmissions for tractors of subheading 870110 or 870191 to 870195	-	4	-	345
84839013	Toothed wheels, chain sprockets and other transmissions for other tractors of heading 8701	30	111 261	30	217 615
84839014	Toothed wheels, chain sprockets and other transmissions for goods of heading 8711	82 808	338 010	967 707	4 013 695
84839015	Toothed wheels, chain sprockets and other transmissions for other goods of chapter 87	6 230	6 230	9 189	9 189
84839019	Other parts of goods of transmission shafts (incl cam shaft and crank shafts) and cranks	7 471	34 315	72 148	327 648
84839091	Other toothed wheels, chain sprockets & other transmission for tractors of subheading 870110 or 870191 to 870195	610	1 121	10 956	17 783
84839094	Other toothed wheels, chain sprockets & other transmission for goods of heading 8711	-	110	-	4 785
84839095	Other toothed wheels, chain sprockets & other transmission for goods of chapter 87	22 687	95 375	267 668	1 156 094
84839099	Other toothed wheels, chain sprockets & other transmission elements presented separately	186 073	1 042 996	1 982 389	9 717 690
84841000	Gaskets and similar joints of metal sheeting combined with other material or of two or more layers of metal	45 560	254 622	1 372 541	7 018 592
84842000	Mechanical seals	66 438	522 235	1 961 878	11 809 936
84849000	Gasket sets or assortments of gaskets and similar joints; dissimilar in composition, put up in pouches, envelopes or similar packings	14 075	55 925	349 992	1 261 793
84861030	Spin dryers for semiconductor wafer processing	-	400	-	739

Tabel 3 : Ekspor Indonesia menurut Komoditi (Kode HS 8 digit)

Mei 2019

Kode H S	Uraian golongan barang	Berat bersih (Kg)		Nilai F.O.B. (U S \$)	
		Bulan ini	Kumulatif	Bulan ini	Kumulatif
(1)	(2)	(3)	(4)	(5)	(6)
84861090	Other machines and apparatus for the manufacture of boules or wafers	-	243	-	90
84862031	Deflash machines; spraying appliances for etching, stripping or cleaning semiconductor wafers	86 332	86 332	878 000	878 000
84862033	Apparatus for wet etching, developing, stripping/cleaning semiconductor wafers	-	15	-	10
84862039	Other etching and stripping equipment	-	153	-	140
84862091	Lasercutters for cutting contacting tracks in semiconductor production by laser beam	-	1 453	-	7 064
84862099	Other lasercutters for cutting contacting tracks in semiconductor production by laser beam	1 284	1 355	213 881	236 030
84863090	Machines for the manufacture of flat panel display	-	2	-	100
84864020	Die attach apparatus, tape automated, wire bonders and encapsulation equipment for the assembly of semiconductors	18 200	32 880	1 155 194	1 403 946
84864040	Optical stereoscopic microscopes for the handling and transport of semiconductor wafers or reticles	5	5	3 500	3 500
84864090	Apparatus oth opt. stereoscopic, photomicrographic, electron beam microscopes, pattern generating for trans. smcondctor	2 380	2 380	52 062	52 062
84869011	Parts and accessories of apparatus for rapid heating of semiconductor wafers	10	32	100	300
84869013	Parts & acces of machines for removal of material, by laser/other light/photon beam in the prod. of smcondctor wafers	330	430	7 185	7 355
84869014	Parts and accessories tool holders & self-opening dieheads for sawing monocrystal semiconductor boules	17	43	882	1 836
84869015	Parts and accessories other than tool holders & self-opening dieheads machines for processing of semiconductor wafers	7	8	4 090	4 091
84869016	Parts and accessories of grinding, polishing and lapping machines for processing of semiconductor wafers	-	200	-	250
84869019	Other parts & access. of machines for sawing monocrystal semiconductor boules into slices, or wafers into chips	-	0	-	226
84869024	Parts and accessories tool holders & self-opening dieheads for	-	0	-	156
84869025	Parts and accessories other than tool holders & self-opening for spraying semiconductor wafers	-	40	-	10 100
84869026	Parts and accessories tool holders & self-opening dieheads for dicing machine semiconductor wafers	-	1	-	2
84869027	Parts and access. other than tool holders & self-opening dieheads for dicing machine semiconductor wafers	102	171	6 178	9 731
84869029	Parts & access. other than of resistance heated furnaces and ovens for the manufacture of semiconductor devices	-	150	-	553
84869032	Parts & accessories of tool holders & self-opening diehead apparatus for wet etching patterns on flat panel displays	-	158	-	5 174
84869035	Parts & accessories of spinners for coating photosensitive emulsions on flat panel display substrates	-	10	-	22
84869042	Parts & access. die attach apptus tape auto, wire bonders & encapsulation equipment for the assembly of semiconductors	-	14	-	448
84869046	Parts & accessories pattern generating apparatus of a kind used for prod. Masks/reticles from photoresist coated substr	-	168	-	1 973
84869049	Parts & access. apptus oth than opt. stereoscopic, photomicrographic, microscopes, pattern generating for trans. smcondctor	2 327	5 372	110 880	579 731
84871000	Ships or boats propellers & blades therefor not containing elect. connectors, insulators, coils, other elect. features	130	14 064	2 626	84 665
84879000	Propellers & blades not for ships or boats	109 308	354 852	1 434 491	4 807 637
85011021	Stepper motor DC of kind for AC, refrigerator, washing	94	329	829	2 587
85011029	Stepper motor DC oth than for AC, refrigerator, washing mach, electr. dom. appl., storage water heat, 5 W < output <= 37,5 W	101 612	467 683	2 680 027	12 910 351
85011030	Spindle motors, output <= 37,5 W	-	12	-	54

Tabel 3 : Ekspor Indonesia menurut Komoditi (Kode HS 8 digit)

Mei 2019

Kode H S	Uraian golongan barang	Berat bersih (Kg)		Nilai F.O.B. (U S \$)	
		Bulan ini	Kumulatif	Bulan ini	Kumulatif
(1)	(2)	(3)	(4)	(5)	(6)
85011041	Spindle motor DC of kind for AC,refrigerator,washing mach,electr. domestic appl.,storage water heater, output<=37,5 W	9 724	33 156	33 634	96 752
85011049	Spindle motor DC oth than for AC,refrigerator,washing mach,electr. domestic appl.,storage water heater	793 329	3 608 157	12 383 721	55 118 676
85011059	Other stepper motor (AC/DC) other than for AC,refrigerator,washing mach,electr. domestic appl.,storage water heater	173	4 304	3 997	6 778
85011060	Other spindle motors (AC/DC), output <= 37,5 W	18 287	93 375	478 800	2 534 467
85011091	Other spindle motor (AC/DC) for AC,refrigerator,washing machine,electr. domestic appl.,storage water heater	-	1 671	-	737
85011099	Other spindle motor (AC/DC) not for refrigerator,washing machine,AC,electr. domestic appl.,storage water heater	883	5 187	6 321	47 009
85012019	Universal AC/DC motor oth than for AC,refrigerator,washing mach, electr. Dom. appl.,storage wtr heater an output<=1 KW	14	48	400	1 633
85012029	Universal AC/DC motor oth than for AC,refrigerator,washing mach, electr. Dom. appl.,storage wtr heater an output> 1 kW	102	157	5 759	6 496
85013130	Other motor DC for AC,refrigerator,washing machine,elect.domestic appl.,storage water heater an ouput < = 750 W	0	45	14	847
85013140	Other motor DC oth than for AC,refrigerator,washing machine,elect.domestic appl.,storage water heater an ouput< = 750 W	462 989	2 060 278	4 939 674	22 583 398
85013150	Generators of an ouput < = 750 W	2 861	52 905	8 849	89 916
85013222	Oth motor DC oth than for AC,refrigerator,washing machine,elect.dom. appl.,storage water heater 750< output<=37,5 kW	-	51	-	1 843
85013223	Generators DC, of 750 W <an ouput < = 37,5 kW	-	30 531	-	203 402
85013231	Other motor DC for AC,refrigerator,washing machine,elect.domestic appl.,storage water heater 37,5 kW<ouput <= 75 kW	-	53	-	2 268
85013233	Generators DC, of 37,5 kW < an ouput < = 75 kW	180	180	894	894
85013300	Electric motors and generators; DC, of an output exceeding 75kW but not exceeding 375kW	1 500	1 500	3 500	3 500
85014011	Oth motor AC Single-phase for AC,refrigerator,washing mach,elect.domestic appl.,storage water heater an ouput < = 1 kW	-	4 437	-	8 279
85014019	Oth mtr AC single-phase oth than for AC,refrig,washing machelect.domestic appl.,storage water heater an ouput < = 1 kW	-	17 361	-	355 594
85014021	Oth motor AC Single-phase for AC,refrigerator,washing mach,elect.domestic appl.,storage water heater an ouput > 1 kW	107	189	351	4 143
85014029	Oth mtr AC single-phase oth than for AC,refrig,washing machelect.domestic appl.,storage water heater an ouput > 1 kW	-	90	-	8 643
85015111	Oth mtr AC multi-phase w/ output <=750W, used forrefrigerator, AC, wash mach, elect domestic app,water heater	124	5 907	1 663	25 995
85015119	Oth mtr AC multi-phase w/ output <=750W, used oth than forrefrigerator, AC, wash mach, elect domestic app,water heater	91	587	267	25 624
85015219	Oth mtr AC multi-phase w/ output <=1kW, used oth than forrefrigerator, AC, wash mach, elect domestic app,water heater	15	371	214	43 366
85015229	Oth mtr AC multi-phase w/ 1kW<output<=37,5kW, used oth thanfor refrigeratr,AC,wash mach,elect domestic app,water heater	-	3 129	-	28 951
85015239	Oth mtr AC multi-phase w/ 37,5kW<output<=75kW, used oth thnfor refrigeratr,AC,wash mach,elect domestic app,water heater	1	747	49	5 501
85015300	Electric motors; AC motors, multi-phase, of an output exceeding 75kW	24 914	49 606	93 364	220 782
85016210	Generator AC (altenators) of 75 kVA < ouput <= 150 kVA	-	81	-	1 050
85016220	Generator AC (altenators) of 150 kVA < ouput <= 375 kVA	-	900	-	2 240

Tabel 3 : Ekspor Indonesia menurut Komoditi (Kode HS 8 digit)

Mei 2019

Kode H S	Uraian golongan barang	Berat bersih (Kg)		Nilai F.O.B. (U S \$)	
		Bulan ini	Kumulatif	Bulan ini	Kumulatif
(1)	(2)	(3)	(4)	(5)	(6)
85021100	Generating sets (diesel or semi-diesel engines) of an output <=75 kVA	84 304	345 537	693 307	2 770 642
85021210	Generating sets (diesel or semi-diesel engines) of an 75 kVA < output <= 125 kVA	5 000	17 000	4 377	31 877
85021220	Generating sets (diesel or semi-diesel engines) of an 125 kVA < output <= 375 kVA	-	7 000	-	8 000
85021390	Generating sets (diesel or semi-diesel engines) of an 375 kVA < output <= 12.500 kVA	8 732	627 976	55 036	3 506 408
85022030	Generating sets (gasoline engines) of an 100 kVA < output <= 10.000 kVA	-	147 945	-	201 005
85022049	Generating sets (gasoline engines) of an 10.000 kVA < output < 12.500 kVA	20 000	20 175	16 000	56 096
85023910	Other generating sets other-powered of an output <= 10 kVA	30	30	90	90
85023939	Other generating sets other-powered of 10.000 kVA < output< 12.500 kVA	-	68 865	-	8 680
85024000	Electric rotary converters	-	2	-	1
85030020	Part of generators/sets for electric motor and electric generating/sets of an output >= 12.500 kVA	11	195	29	2 099
85030090	Part of generators/sets for electric motor and electric generating/sets of an output < 12.500 kVA	75 985	295 305	1 379 502	5 426 166
85041000	Ballasts for discharge lamps or tubes	22	521	1 800	14 463
85042111	Auto transformers with a power handling capacity ? 1 kVA and of a high side voltage of 110 kV or more	12 698	46 171	157 074	549 759
85042119	Oth instrument transformers with a power handling 1 kVA < capacity<=10 kVA and voltage of ? 110 kV	194	1 269	2 208	10 307
85042199	Oth Instrument transformers with a power handling capacity ? 650 kVA	4 250	128 528	61 321	533 532
85042211	Auto transformers with a power handling capacity > 650 kV and voltage<=10.000 kV	-	16	-	147
85042219	Oth auto transformers with high side voltage ? 66 kV	5 820	868 521	47 947	4 944 785
85042292	Oth auto transformers with high side voltage ? 110 kV	23 796	101 687	584 464	2 819 385
85042299	Liquid dielect. transfmers,650kVA<power capacity<=10.000kVAunauto step-voltage regulators, voltage<66 kV	36 901	104 116	169 580	440 980
85042310	Liquid dielectric transformers,10.000 kVA<power capacity<=15.000 kVA	-	19 350	-	90 125
85042321	Liquid dielectric transformers,15.000 kVA<power capacity<=20.000 kVA	32 780	163 921	243 249	1 190 828
85042329	Liquid dielectric transformers, power capacity>30.000 kVA	173 654	630 135	1 440 436	6 042 640
85043111	Instrument potential transformers, power capacity<=1kVA,voltage >=110 kV	2 687	22 907	71 916	504 592
85043113	Instrument potential transformers, power capacity<=1kVA,1 kV>= voltage<66 kV	1 636	13 917	23 188	181 372
85043119	Instrument potential transformers, power capacity<=1kVA,voltage<1kVA	1 022	21 413	53 924	583 808
85043121	Instrument current transformer ring type,pwr capacity<=1kVA110 kV>= voltage< 220 kV	1 580	6 567	65 913	322 635
85043124	Instrument current transformers,power capacity<=1 kVA,1 kV>= voltage<66 kV	9 466	35 774	123 140	447 210
85043129	Instrument current transformers,power capacity<=1 kVA,voltage<1kV	-	21	-	2 118
85043140	Intermediate frequency transformers, power capacity<=1 kVA	40 091	174 829	330 863	1 961 025
85043191	Transformers of a kind used with toys, scale models or similar recreational models, power capacity<=1.000 kVA	1 255	1 579	2 040	4 080
85043192	Others matching transformers, power capacity<=1 kVA	-	3	-	90
85043193	Step up/down transformers; slide regulators, power capacity <=1.000 kVA	4	106	128	491
85043199	Transformers other than used with toys,scale/similar modelsnot matching&step up/down transf; power capacity<=1.000 kVA	67 761	339 828	844 324	4 205 723
85043220	Transformers of a kind used with toys, scale models or siml recreational models, 1.000 kVA<pwr.cap<=5.000 kVA	2 340	21 535	5 764	53 684
85043311	Matching transformers, 16kVA<power capacity<=500kVA,voltage>=66kV	-	45	-	305
85043319	Other matching transformers, 16kVA<power capacity<=500kVA,voltage>=66kV	1 400	1 571	804	1 596

Tabel 3 : Ekspor Indonesia menurut Komoditi (Kode HS 8 digit)

Mei 2019

Kode H S	Uraian golongan barang	Berat bersih (Kg)		Nilai F.O.B. (U S \$)	
		Bulan ini	Kumulatif	Bulan ini	Kumulatif
(1)	(2)	(3)	(4)	(5)	(6)
85043399	Other matching transformers, 16kVA<power capacity<=500kVA,voltage<66kV	3	194	1 186	3 348
85043415	Explosion proof dry type transformers, voltage< 66 kV10.000 kVA<power capacity<=15.000 kVA	-	13 160	-	69 000
85043416	Other matching transformers, not explosion proof dry type,10.000 kVA<power capacity<=15.000 kVA, voltage<66kV	-	109	-	6 497
85043424	Other matching transformers, not explosion proof dry type,power capacity>15.000 kVA, voltage>=66kV	36 886	201 348	470 268	2 518 070
85043429	Other matching transformers, not explosion proof dry type, power capacity>15.000 kVA, voltage<66kV	9	9	727	727
85044011	Uninterruptible power supplies (UPS), automatic data processing machines & units thereof, telecomm. apparatus	463	5 122	19 994	77 179
85044019	Uninterruptible power supplies (UPS), not automatic data processing machines & units thereof, telecomm. apparatus	87 883	496 975	3 133 175	17 007 934
85044020	Battery chargers having a rating exceeding 100 kVA	162	5 047	6 604	44 977
85044030	Other rectifiers	4 061	19 705	255 408	1 380 788
85044040	Inverters	41 252	86 985	1 622 262	4 343 794
85044090	Static converters other than UPS,battery chargers,invertersrectifiers	460 596	882 429	11 817 043	22 791 318
85045010	Inductors for power supplies for automatic data processingmachines & units thereof, & telecommunications apparatus	114 849	518 462	4 355 659	18 723 021
85045020	Chip type fixed inductors	1 051	5 027	308 380	2 056 828
85045093	Inductors power capacity <= 2.500 kVA	2 746	4 384	199 851	303 649
85045094	Inductors, 2.500 kVA> power capacity <=10.000 kVA	555	6 798	9 321	84 132
85045095	Inductors power capacity > 10.000 kVA	1	585	8	932
85049010	Parts of ballasts for discharge lamps or tubes	128	1 717	10 956	107 681
85049020	Printed circuit assemblies for UPS/power supplies inductorsautomatic data processing machines & telecomm. apparatus	8 285	52 062	1 199 711	3 223 088
85049031	Radiator panels;flat tube radiator for distribution andpower transformers, power capacity <=10.000 kVA	7	3 827	667	5 167
85049039	Other radiator panels;flat tube radiator for distribution and power transformers, capacity <=10.000 kVA	-	666	-	16 643
85049090	Parts of; other than ballast,UPS,inductors,and transformers	26 413	63 758	1 673 191	3 987 232
85051100	Permanent magnets and articles intended to become permanentmagnets after magnetisation of metal	221 631	987 001	1 495 896	6 812 064
85051900	Permanent magnets and articles intended to become permanentmagnets after magnetisation of not metal	13 048	29 397	77 296	278 251
85052000	Electro-magnetic couplings, clutches and brakes	369	1 933	4 671	25 483
85059000	Magnets; electro-magnets, holding devices and parts n.e.c. in heading no. 8505	62 681	225 550	602 714	2 255 503
85061010	Primary cells and primary batteries Manganese dioxidehaving an external volume <= 300 cm3	2 374 327	10 231 429	7 460 775	29 996 856
85061090	Primary cells and primary batteries Manganese dioxidehaving an external volume > 300 cm3	675 620	3 753 081	3 668 549	20 497 887
85063000	Primary cells and primary batteries Mercuric oxide	274	6 438	4 095	49 731
85064000	Primary cells and primary batteries Silver oxide	12 416	31 994	1 045 149	2 714 165
85065000	Primary cells and primary batteries Lithium	377 439	1 606 144	17 305 597	74 833 586
85066090	Primary cells and primary batteries Air-zinchaving an external volume > 300 cm3	67 735	447 330	876 973	5 761 728
85068010	Other primary cells and primary batteries zinc-carbon,having an external volume <= 300 cm3	688 850	4 010 044	2 666 554	15 334 762
85068091	Other primary cells and primary batteries not zinc-carbon,having an external volume <= 300 cm3	20 780	153 178	148 041	912 092
85068099	Other primary cells and primary batteries not zinc-carbon,having an external volume > 300 cm3	165 528	340 344	8 647 534	36 581 040
85069000	Parts of primary cells and primary batteries.	35 476	111 023	215 333	657 623
85071010	Lead-acid accumulators,of a kind used for starting piston engines of a kind used for aircraft	673	975	1 583	6 708
85071092	Lead-acid accumulators,used starting piston engines fornot aircraft,voltage 6V/12V,capacity<=200AH,height<=13cm	68 135	130 593	201 219	399 743
85071095	Lead-acid accumulators,used starting piston engines fornot aircraft,voltage6V/12V,capacity<=200AH,13cm<height<=23cm	845 594	3 570 347	1 969 745	8 387 162

Tabel 3 : Ekspor Indonesia menurut Komoditi (Kode HS 8 digit)

Mei 2019

Kode H S	Uraian golongan barang	Berat bersih (Kg)		Nilai F.O.B. (U S \$)	
		Bulan ini	Kumulatif	Bulan ini	Kumulatif
(1)	(2)	(3)	(4)	(5)	(6)
85071096	Lead-acid accumulators,used starting piston engines fornot aircraft,voltage 6V/12V,capacity<=200AH,height>23cm	1 329 536	7 962 124	3 056 873	16 562 043
85071097	Lead-acid accumulators,used starting piston engines fornot aircraft,voltage 6V/12V,capacity>200AH,height<=13cm	3 618	13 090	18 908	89 809
85071098	Lead-acid accumulators,used starting piston engines fornot aircraft,voltage6V/12V,capacity>200AH,13cm>height<=23cm	-	3	-	60
85071099	Lead-acid accumulators,used starting piston engines fornot aircraft,voltage 6V/12V,capacity>200AH,height>23cm	2 632 980	13 822 250	7 857 564	41 472 383
85072010	Other lead-acid accumulators,of a kind used for starting piston engines of a kind used for aircraft	285	285	288	288
85072094	Oth lead-acid accumulators,used starting piston engines fornot aircraft,voltage 6V/12V,capacity<=200AH,height<=13cm	45	46	1 566	1 655
85072095	Oth lead-acid accumulators,used starting piston engines fornot aircraft,voltage6V/12V,capacity<=200AH,13cm<height<=23cm	219 530	802 445	594 831	2 031 692
85072099	Oth lead-acid accumulators,used starting piston engines fornot aircraft,voltage 6V/12V,capacity>200AH,height>23cm	900	17 676	1 863	54 254
85073010	Nickel-cadmium accumulators of a kind used for aircraft	1	1	208	208
85073090	Nickel-cadmium accumulators of a kind used for not aircraft	3 870	6 970	3 953	10 215
85075090	Nickel-metal hydride accumulators of a kind used fornot aircraft	281	1 765	28 966	80 523
85076010	Lithium-ion accumulators of a kind used for laptopsincluding notebooks and subnotebooks	1 540	9 328	288 313	1 397 023
85076090	Lithium-ion accumulators of a kind used not for aircraft,laptops including notebooks and subnotebooks	4 361	12 200	476 327	981 306
85078010	Accumulators oth than lead-acid,nickel-cadmium,nickel-iron,nickel-metal hydride,lithium-ion for aircraft	-	147	-	12 763
85078020	Accumulators oth than lead-acid,nickel-cadmium,nickel-iron,nickel-metal hydride,lithium-ion for laptops/notebooks	-	228	-	13 713
85078090	Accumulators other than nickel-cadmium/iron/metal hydride,lead-acid,lithium-ion not for aircraft & laptops/notebooks	345 083	1 514 809	2 797 661	13 266 930
85079011	Plates of lead-acid accumulators for not aircraft	26	101 957	86	83 279
85079019	Accumulator plates of nickel-cadmium/iron/metal hydride,lithium-ion,etc for not aircraft	6 351	27 217	18 190	79 952
85079092	Battery separators, ready for use, of materials other than poly(vinyl chloride)	246 124	1 310 473	759 409	4 233 037
85079099	Accumulator parts of nickel-cadmium/iron/metal hydride,lithium-ion,etc for not aircraft, unplates	145 211	476 611	760 330	2 083 503
85081100	Vacuum cleaner self-contained electric motor, power<=1.5KWand dust bag or receptacle capacity<=20L	-	14	-	55
85081910	Vacuum cleaner self-contained electric motor, power>1.5KW &dust bag/receptacle capacity>20L for domestic use	37	201	96	1 054
85081990	Vacuum cleaner self-contained electric motor, power>1.5KW &dust bag/receptacle capacity>20L for not domestic use	0	608	1	5 280
85086000	Vacuum cleaner with out self-contained electric motor	9 209	15 932	67 852	91 594
85087010	Parts of vacuum cleaner with self-contained electric motorfor domestic use	1	121	25	150
85087090	Parts of vacuum cleaner with out self-containedelectric motor for not domestic use	2 167	10 280	39 917	155 298
85094000	Food grinders and mixers;fruit/vegetable juice extractorswith self-contained electric motor	186 021	821 750	901 389	4 314 990
85098010	Floor polishers with self-contained electric motor	-	228	-	1 988
85098020	Kitchen waste disposers with self-contained electric motor	-	11 320	-	2 944
85098090	Elect.mech.domestic oth than vacuum cleaner,floor	1 053	1 707	5 713	9 294
85099010	Parts of floor polishers with self-contained electric motor	4 639	15 334	24 267	171 813
85099090	Parts of vacuum cleaner,grinder,mixer,juice extractor,kitchen waste disposers	89	4 596	814	41 047
85101000	Shavers with self-contained electric motor.	71 028	195 485	3 769 289	8 932 359
85102000	Hair clippers with self-contained electric motor.	192 699	477 927	5 941 304	14 305 947
85109000	Parts of Shavers,hair clippers & hair-removing appliances,with self-contained electric motor.	56 571	139 460	2 741 835	6 512 342
85111010	Sparking plugs of a kind suitable for aircraft engines	-	20	-	2 686

Tabel 3 : Ekspor Indonesia menurut Komoditi (Kode HS 8 digit)

Mei 2019

Kode H S	Uraian golongan barang	Berat bersih (Kg)		Nilai F.O.B. (U S \$)	
		Bulan ini	Kumulatif	Bulan ini	Kumulatif
(1)	(2)	(3)	(4)	(5)	(6)
85111020	Sparking plugs of a kind suitable for motor vehicle engines	11 669	70 448	237 165	1 154 399
85111090	Sparking plugs of a kind suitable for not motor vehicle and aircraft engines	200 129	912 175	3 249 701	15 131 274
85112010	Ignition magnetos, magneto-dynamos, magnetic flywheels of a kind suitable for aircraft engines	1 189	5 398	15 165	67 220
85112021	Ignition magnetos, magneto-dynamos, magnetic flywheels of a kind suitable for motor vehicle engines unassembled	6 642	26 151	99 438	388 089
85112029	Ignition magnetos, magneto-dynamos, magnetic flywheels of a kind suitable for motor vehicle engines assembled	37 324	160 205	493 920	2 053 237
85112091	Ignition magnetos, magneto-dynamos, magnetic flywheels of suitable for not motor vehicle & aircraft engines unassembled	-	2	-	4
85113041	Distributors, ignition coils of a kind suitable for motor vehicle engines unassembled	287	1 928	15 247	72 067
85113049	Distributors, ignition coils of a kind suitable for motor vehicle engines assembled	28 886	117 255	1 120 342	4 550 360
85113091	Distributors, ignition coils of a kind suitable for not motor vehicle and aircraft engines unassembled	77	435	1 983	11 451
85113099	Distributors, ignition coils of a kind suitable for not motor vehicle and aircraft engines assembled	1 103	6 817	56 028	315 507
85114021	Unassembled starter motors for engines of bus, go-kart, ATV, ambulance, sedan, motor-homes, van, dumper, truck, lorry, & similar	-	49	-	684
85114029	Unassembled starter motors for other than bus, go-kart, ATV, ambulance, sedan, motor-homes, van, dumper, truck, lorry, & similar	86	352	506	4 616
85114032	Assembled starters motor for engine of vehicles of car transport person/goods	45 881	191 240	567 820	2 310 492
85114099	Other starter motor assembled	31 859	153 376	464 049	1 985 824
85115029	Other unassembled alternators	-	34	-	175
85115032	Assembled alternators for engine vehicle transportation for person/goods	66 632	320 508	668 787	3 129 696
85115099	Other generators	23 819	159 438	118 039	891 632
85118020	Other equipment of electrical ignition a kind used for motor vehicle engine	478	6 079	39 461	335 755
85118090	Other equipment of electrical ignition	8 838	32 322	229 056	836 139
85119010	Parts of goods of elect ignition for use aircraft engines	0	0	17	17
85119020	Parts of goods of elect ignition for use vehicle engine	232 734	1 080 649	1 831 685	8 141 718
85119090	Parts of goods of elect ignition for use not for aircraft or vehicle engine	62 107	202 381	530 205	1 893 545
85121000	Lighting or visual signalling equipment of a kind used on bicycles	-	409	-	2 252
85122020	Unassembled lighting/visual signaling equipment	53 927	185 580	808 999	3 168 691
85122091	Other lighting/visual signalling equip. for motorcycles	74 471	301 799	2 354 944	8 662 064
85122099	Other lighting/visual signalling equip.	103 272	463 501	2 000 751	7 838 654
85123010	Horns and serenes, assembled	204 325	1 075 945	2 194 890	11 214 199
85123020	Unassembled sound signalling equipment	0	3 727	229	378 550
85123091	Other sound signal equip. obstacle detect device for vehicles	292	918	26 634	84 986
85123099	Other sound signalling equipment	13 497	43 135	305 249	907 091
85124000	Windscreen wiper, defroster & demisters	160 800	731 526	1 847 256	7 897 935
85129010	Parts of goods of lighting or vis. light	2 105	15 570	34 653	333 290
85129020	Parts of goods of lighting, sound signal or windscreen wipers, defroster & demisters	594 779	2 887 834	8 331 598	38 983 092
85131090	Other portable electric lamps	20 162	102 616	417 050	2 034 366
85139010	Part of portable elect lamp of miner's helmet or quarrymen's lamp	2	3	60	68
85139030	Parts of flashlights reflectors; switch sliders of plastics	651	3 101	1 314	49 599
85139090	Other part of portable elect lamp designed	522	10 375	1 820	30 263
85141000	Resistance heated furnaces and ovens	937	8 042	8 748	53 852
85142020	Electric furnaces or ovens for the micro printed circuit board/assemblies	-	6	-	20
85142090	Other furnaces/oven function by induction or dielectric loss	76	6 545	8 390	45 386
85143090	Other furnaces and ovens	67	42 835	480	148 860
85144000	Heating equipment; for the heat treatment of materials by induction or dielectric loss, industrial or laboratory, other than furnaces and ovens	121	250	10 423	31 040

Tabel 3 : Ekspor Indonesia menurut Komoditi (Kode HS 8 digit)

Mei 2019

Kode H S	Uraian golongan barang	Berat bersih (Kg)		Nilai F.O.B. (U S \$)	
		Bulan ini	Kumulatif	Bulan ini	Kumulatif
(1)	(2)	(3)	(4)	(5)	(6)
85149020	Part of industrial/laboratory electricfurnaces/oven for manufact.of PCB/PWB	56	188	80	33 950
85149090	Other industrial/lab.elec. furnaces andovens incl.by induction or dielect.loss	261	2 090	892	78 777
85151100	Soldering irons and guns	11	1 778	648	2 449
85151910	Mach and app for soldering component onPCB/printed wiring boards	8 731	18 324	100 000	167 000
85151990	Other brazing/soldering machines andapparatus	5 124	10 053	15 514	76 002
85152100	Mach and app for resistance welding ofmetal, fully or partly automatic	-	1 876	-	247 288
85152900	Mach and app for resistance welding ofmetal, non-automatic	18	329	318	11 535
85153100	Mach and app for arc welding of metal,fully or partly automatic	-	267	-	83 492
85153910	AC arc welders, transformer type,non- automatic	2 620	8 244	66 976	182 111
85153990	Oth machine and apparatus for arcwelding of metals, not automatic	877	2 384	5 236	79 757
85158010	Electric mach & app for hot spraying of metals/sintered metal carbides	-	176	-	47 698
85158090	Oth electric mach & app for hot spraying of metals/sintered metal carbides	121	2 935	13 293	144 140
85159010	Parts of AC arc welder, transformer type	813	908	32	2 162
85159020	Part of mach&app for soldering componenton PCB/printed wiring boards	1 535	9 644	41 307	259 719
85159090	Oth electric machines & apparatus	3 074	57 022	64 245	257 692
85161011	Water dispenser fitted only with water heater, for domestic use	4 494	20 867	6 826	28 671
85161019	Water dispenser fitted only with water heater, oth than for domestic use	7 518	54 715	179 983	902 642
85161030	Electric immersion water heaters	-	152	-	1 977
85162900	Heating apparatus; electric soil heating apparatus and space heating apparatus (excluding storage heating radiators)	5 720	5 820	49 226	77 197
85163100	Hair dryers	1 511	2 612	5 537	23 380
85163200	Hair-dressing apparatus; electro-thermic, other than hair dryers	82	225	76	791
85163300	Hand-drying apparatus	-	29	-	1 278
85164010	Elect. smoothing irons of kind designedto use steam from the indust boilers	-	500	-	2 414
85164090	Other electric smoothing irons	846 682	2 406 634	9 994 481	25 841 492
85165000	Microwave ovens	45	2 607	139	22 276
85166010	Rice cooker	102 653	364 949	458 065	1 617 369
85166090	Other ovens;cookers, cooking plates, boiling rings,	91 539	206 589	421 076	1 007 909
85167100	Coffee or tea makers	811 983	1 952 349	8 610 271	19 825 054
85167200	Toasters	34	265	166	965
85167910	Kettles , electro-thermic appliances	1 574	8 266	23 231	122 086
85167990	Other electro-thermic appliances	10	7 409	45	140 875
85168010	Electric heating resistor for type-founding or type-setting	-	3	-	25
85168030	Electric heating resistors for domestic appliances	12	12 532	217	2 409
85168090	Other electric heating resistors	10 044	33 116	381 770	1 233 330
85169021	Sealed hotplates for domestic appliances	7	7	500	500
85169029	Sealed hotplates for other than domestic appliances	213	15 057	7 477	475 226
85169030	Part of goods of electric instantaneous or storage water heaters	-	161	-	1 458
85169090	Other part of goods of electric instantaneous	78 115	256 345	1 834 027	4 131 350
85171100	Line telephone sets with cordless handsets	-	9 207	-	2 908 578
85171200	Telephones for cellular networks or for other wireless	129 983	409 734	46 803 775	149 437 695
85171800	Telephone sets n.e.c. in item no. 8517.1	21 158	104 790	7 854 373	22 087 913
85176100	Base stations, apparatus for communication in a wired or	318 887	609 830	14 419 352	27 679 092
85176210	Radio transmitters and radio receivers of a kind used for	106	360	8 607	710 623
85176221	Control and adaptor units, including gateways and routers	7 156	18 790	277 228	738 366
85176229	Other units of automatic data processing machines other	76 783	310 206	14 347 578	59 981 587
85176230	Aparatus pemindah saluran teleponi atau telegrafi	427	985	16 301	29 921
85176241	Modems including cable modems and modem cards	142 576	260 778	8 514 211	14 732 076
85176249	Other apparatus for carrier-current line systems or	6 321	14 510	1 865 818	3 370 493
85176251	Wireless LANs	2 740	5 489	60 000	120 318
85176253	Other transmission apparatus for radio-telephony or	1 200	1 200	60 000	60 000
85176259	Other transmission apparatus incorporating reception	397	726	48 526	117 963
85176261	Other transmission apparatus for radio-telephony or	3 099	3 099	338 630	338 630

Tabel 3 : Ekspor Indonesia menurut Komoditi (Kode HS 8 digit)

Mei 2019

Kode H S	Uraian golongan barang	Berat bersih (Kg)		Nilai F.O.B. (U S \$)	
		Bulan ini	Kumulatif	Bulan ini	Kumulatif
(1)	(2)	(3)	(4)	(5)	(6)
85176269	Other transmission apparatus for other than radio-telephony	425	1 812	39 944	62 387
85176291	Portable receivers for calling, alerting or paging	-	3 350	-	328 944
85176299	Other portable receivers for calling, alerting or paging	12 247	63 438	1 190 241	6 090 037
85176900	Communication apparatus excl telp sets/base stations; machines for transmission/reception of voice, images/oth data incl wired/wireless networks, n.e.c. in item no. 8517.6	953	3 008	380 079	803 706
85177010	Part of control and adaptor units including gateways,	15 371	209 288	1 151 412	11 533 126
85177021	Part of transmission aparatus, portable receivers for	16 210	71 881	218 982	14 853 913
85177029	Oth part of transmission aparatus, portable receivers for	13 256	31 194	1 361 274	1 727 821
85177031	Part of other printed circuit boards, assembled	-	1 521	-	159 469
85177039	Part of other printed circuit boards, assembled	983	1 662	246 257	488 954
85177040	Part of Aerials or antennae of a kind used with apparatus	-	151	-	36 012
85177091	Part of other apparatus for transmission/reception of voice	-	104	-	13 010
85177092	Part of other apparatus for transmission/reception of voice	253	263	26 245	56 245
85177099	Other part of other apparatus for transmission/reception of	617	11 408	58 871	396 600
85181011	Microphones frequency range of 300 Hz-3,400 Hz,diameter	40	50	80	1 501
85181019	Other microphones, whether or not with their stands	3 670	14 079	94 561	304 398
85181090	other microphones and stands therefor	1 559	4 165	3 271	92 874
85182110	Box speaker type, single loudspeakers, mounted in	419 972	1 679 802	3 710 578	14 384 139
85182190	Other single loudspeakers, mounted in their enclosures	89 340	442 102	789 133	4 097 745
85182210	Box speaker type, multiple loudspeakers, mounted in	482 840	2 438 519	3 884 995	19 504 420
85182290	Other multiple loudspeakers, mounted in the same enclosure	2 097	10 404	1 118	35 208
85182920	Loudspeakers, without enclosure, frequency range of	20	1 662	3 648	16 248
85182990	Loudspeakers, whether or not mounted in their	536 287	2 725 923	3 950 810	18 094 947
85183010	Headphone	329	1 369	28 743	114 119
85183020	Earphone	14 449	46 145	522 483	1 755 800
85183040	Line telephone handsets	-	109	-	17 709
85183051	Other combined microphone/speaker sets :	2	2	95	95
85183059	Other combined microphone/speaker sets	-	16	-	334
85183090	Other headphones & earphones, combine or not w/ microphone	50 994	193 378	2 032 368	7 749 880
85184040	Audio-frequency electric amplifiers,other in line telephone	3	19 128	10	89 137
85184090	Other audio-frequency electric amplifiers used as repeater	183 757	587 191	1 994 877	6 418 761
85185010	Electric sound amplifier sets	62 932	213 198	796 762	2 881 042
85185020	Other electric sound amplifier sets with loudspeakers,	-	1 215	-	3 933
85185090	Other electric sound amplifier sets with other power rating	42 441	135 169	1 730 668	5 929 778
85189010	Part of goods of subheading 8518.10.11, 8518.29.20,	340	9 330	5 232	138 323
85189020	Part of goods of subheading 8518.40.40	270	615	38 691	300 402
85189030	Part of goods of subheading 8518.21 or 8518.22	133 554	253 676	1 184 714	2 536 104
85189040	Part of goods of subheading 8518.29.90	0	0	0	0
85189090	Part of goods of other subheading 8518	119 713	571 465	3 487 226	15 617 523
85192010	Coins, tokens or disc operated record players	0	1	18	32
85192090	Other apparatus operated by coins, banknotes, bank cards,	4	100	146	2 005
85193000	Turntables (record-decks)	-	179	-	22 070
85195000	Telephone answering machines	-	3	-	50
85198120	Cassette recorders, with built-in amplifiers & built-in	34	21 465	589	165 147
85198130	Compact disc players	283	4 068	4 226	36 156
85198149	Other transcribing machine	-	5	-	33
85198169	Other magnetic tape recorders incorporating sound	-	800	-	1 245
85198920	Other record-players with or without loudspeakers	-	54	-	10 220
85198930	Other app using magnetic, optical or semiconductor media for cinematography or broadcasting	-	843	-	16 990
85198990	Other app using magnetic, optical or semiconductor media for other than cinematography or broadcasting	459	996	7 445	8 151
85211010	Magnetic tape-type video recording or reproducing apparatusfor cinematography or television broadcasting	-	17	-	89
85211090	Magnetic tape-type video recording or reproducing apparatusfor other than cinematography or television broadcasting	-	184	-	10 859
85219019	Laser disc players of other than cinematography or television broadcasting	38 111	158 268	1 234 201	5 687 107
85219091	Video recording / reproduce app oth than magnetic tape-typefor cinematography or television broadcasting	90	180	59 500	61 500
85219099	Video recording / reproduce app oth than magnetic tape-typefor other than cinematography or television broadcasting	34 762	319 427	614 016	10 002 770

Tabel 3 : Ekspor Indonesia menurut Komoditi (Kode HS 8 digit)

Mei 2019

Kode H S	Uraian golongan barang	Berat bersih (Kg)		Nilai F.O.B. (U S \$)	
		Bulan ini	Kumulatif	Bulan ini	Kumulatif
(1)	(2)	(3)	(4)	(5)	(6)
85221000	Pick-up cartridges	32 327	153 855	1 596 611	6 779 339
85229030	PCB assemblies for cinematographic soundrecorders or reproducers	15	81 493	976	139 011
85229040	Audio/video tape decks and compact disc mechanisms	31 117	205 199	1 507 679	5 645 468
85229050	Audio/video reproduction heads, magnetic type; magnetic erasing heads and rods	10	10	150	150
85229091	Oth parts&accessories of cinematographic sound recorders/reproducers	12 619	28 504	2 887 908	6 495 834
85229093	Oth parts&accessories for sound/audiorecording/reproducing (magnetic/optical)	247	1 362	13 832	71 927
85229099	Oth parts&accessories for other sound or audio recording/reproducing	8 319	28 569	636 831	6 418 942
85232110	Magnetic media card, incorporating a magnetic stripe; unrecorded	1	7	50	118
85232190	Magnetic media card, incorporating a magnetic stripe; recorded	1 068	9 220	145 750	452 268
85232911	Magnetic computer tapes, width <= 4mm; unrecorded	-	1	-	1
85232919	Other magnetic tapes, width <= 4mm; unrecorded	56 371	203 473	360 583	1 253 671
85232921	Magnetic video tapes, width <= 4mm; recorded	2	20	32	188
85232931	Magnetic computer tapes, 4mm < width <= 6,5mm; unrecorded	3	7	13	20
85232969	Oth magnetic tapes, width > 6,5mm; recorded, for other purposes	-	1	-	7
85232971	Computer hard disc and diskette; unrecorded	44	293	3 559	35 132
85232979	Other magnetic discs; unrecorded	0	47	1	6 274
85232981	Magnetic disc for reproducing phenomena not sound/image for computer; recorded	151	314	8 283	61 897
85232983	Oth magnetic disc reproducing represent. by means of an auto. data process. mech.	1	88	6	856
85232986	Magnetic disc, recorded, suitable for cinematography such as newsreels, travelogues, technical, scientific & oth doc. movies	57	57	59 884	59 884
85232989	Other magnetic disc for other purposes	1	1	3	3
85232991	Magnetic media oth than disc for computer use; unrecorded	-	1	-	5
85232992	Magnetic media oth than disc for oth than computer use; unrecorded	-	1	-	35
85232999	Other magnetic media (not disc)	17	31	9 567	9 708
85234110	Optical media, unrecorded, for computer use	-	18	-	154
85234190	Optical media, unrecorded, for other use	86	586	15 131	87 761
85234911	Disc for laser reading systems for reproducing phenomena not sound/image	1	1	20	20
85234912	Educational, technical, scientific, historical/cultural disc; sound only	-	3	-	1 642
85234913	Other kind of disc; sound only	1	1	5	8
85234914	Disc for laser reading system for repro. represent. of instruct, data, sound, etc	-	41	-	4 779
85234919	Cinematographic film oth than newsreel, travelogues, and oth doc. films; optical	5	60	441	1 642
85234993	Oth disc for laser reading systems for reproducing others	1	1	10	10
85234999	Oth disc for laser reading systems	33	374	1 237	38 854
85235111	Solid-state non-volatile storage devices suitable for computer use; unrecorded	3	144	1 939	48 533
85235119	Solid-state non-volatile storage devices for other use; unrecorded	14	49	2 541	16 021
85235121	Solid-state non-volatile storage devices suitable for computer use; recorded	-	2	-	614
85235129	Solid-state non-volatile storage devices for other use; recorded	-	2 012	-	356 400
85235130	Solid-state non-volatile storage devices for repro. data, sound/image, etc	-	743	-	1 672
85235199	Semi conductors of a kind suitable for other purpose	2	33	23	4 740
85235200	Smart cards	23 071	89 623	1 114 164	4 551 513
85235910	Proximity cards and tags; semiconductor	2 892	12 044	36 546	58 246
85235990	Other semiconductor media	2	299	49	274
85238040	Gramophone records; storage device	-	2	-	20
85238051	Oth solid-state non-volatile storage dev.; unrecorded, for computer use	769	1 344	9 940	32 523
85238059	Oth solid-state non-volatile storage dev.; unrecorded, for other use	-	1	-	1

Tabel 3 : Ekspor Indonesia menurut Komoditi (Kode HS 8 digit)

Mei 2019

Kode H S	Uraian golongan barang	Berat bersih (Kg)		Nilai F.O.B. (U S \$)	
		Bulan ini	Kumulatif	Bulan ini	Kumulatif
(1)	(2)	(3)	(4)	(5)	(6)
85238092	Oth solid-state non-volatile storage dev.;recorded, reproducing others	1	1	1	1
85238099	Other solid-state non-volatile storage device	237	1 196	89 325	392 185
85255000	Transmission apparatus	67	159	9 733	15 669
85256000	Transmission apparatus incorporating reception apparatus	-	76	-	11 050
85258010	Web cameras	70	1 587	57 947	323 016
85258031	Video camera recorders, used in broadcasting	1 748	7 936	436 158	1 835 901
85258039	Video camera recorders, used in other purposes	12 608	37 683	557 293	1 416 117
85258040	Television cameras	-	337	-	39 876
85258051	Digital single lens reflex (DSLR)	75	780	38 350	112 534
85258059	Digital camera other than DSLR	49 864	228 899	9 301 300	43 143 238
85261010	Radar app., ground based, use in civil aircraft, used solely on sea-going vessel	4	70	9	3 770
85261090	Other radar apparatus	4 419	6 459	438 387	505 125
85269110	Radio navigational aid app., use in civil aircraft, used solely on sea-going vessel	-	188	-	3 005
85269190	Other radio navigational aid apparatus	165 325	534 909	12 831 429	44 184 828
85269200	Radio remote control apparatus	28	190	1 319	63 761
85271200	Pocket-size radio cassette-players	-	125	-	25
85271310	Apparatus radio-broadcasting combined with sound recording/reproducing, portable	17 905	109 974	270 947	1 638 878
85271390	Apparatus radio-broadcasting combined with sound recording/reproducing, not portable	-	2	-	36
85271920	Apparatus radio-broadcasting combined without sound recording/reproducing, portable	58 006	275 988	1 105 343	5 548 932
85271990	Apparatus radio-broadcasting combined without sound recording/reproducing, not portable	-	1 009	-	2 918
85272100	Radio-broadcast receiver, use ext source power combined with sound record app	181 242	922 593	7 571 624	35 869 704
85272900	Radio-broadcast receiver, use ext source power not combined with sound record app	44 888	267 538	1 926 863	12 596 134
85279190	Oth radio-broadcast receiver, ext source power comb. w/ sound record; not portable	-	21 400	-	133 750
85279290	Oth radio-broadcast receiver not capable, w/o ext source power, not combined sound record, comb. a clock, oth mains operated	-	2 147	-	16 770
85279990	Oth radio-broadcast receiver not capable, w/o ext source power, uncombined with sound record & clock, not mains operated	-	1	-	4
85284200	Cathode-ray tube monitors, capable of directly connecting & design. use automatic data processing machine of head 84.71	174	655	1 741	28 636
85284910	Color cathode-ray tube monitors, capable of directly use automatic data processing machine of head 84.71	618	1 214	855	5 666
85284920	Monochrome cathode-ray tube monitors, capable of directly use automatic data processing machine of head 84.71	8	73	381	18 011
85285200	Monitors; other than cathode-ray tube; capable of directly connecting to and designed for use with an automatic data processing machine of heading 84.71	117	319 440	10 764	5 414 152
85285910	Oth color monitors, capable of directly connecting & designed use automatic data processing machine of head 84.71	72 175	324 153	6 001 160	22 482 597
85285920	Oth monochrome monitors, capable of directly connec. & design, use automatic data processing machine of head 84.71	-	8	-	462
85286200	Projector, capable of directly connecting & designed use automatic data processing machine of head 84.71	-	27	-	2 823
85286910	Other projector, having the capability of projecting onto a screen diagonally measuring 300 inches or more	10	10	6 429	6 429
85286990	Other projector, having the capability of projecting onto a screen diagonally measuring less 300 inches	10	198	10 449	28 281
85287111	Reception apparatus for television, set top box which have a communication function, mains operated	437 066	2 505 952	16 916 958	116 698 550
85287119	Reception apparatus for television, set top box which have a communication function, not mains operated	28	39	1 303	1 869

Tabel 3 : Ekspor Indonesia menurut Komoditi (Kode HS 8 digit)

Mei 2019

Kode H S	Uraian golongan barang	Berat bersih (Kg)		Nilai F.O.B. (U S \$)	
		Bulan ini	Kumulatif	Bulan ini	Kumulatif
(1)	(2)	(3)	(4)	(5)	(6)
85287191	Reception apparatus for television, oth set top box which have a communication function, mains operated	12	12 717	4 350	254 124
85287199	Reception apparatus for television, oth set top box which have a communication function, not mains operated	1	92	52	4 986
85287210	Oth reception for TV, colour, battery operated	-	297	-	11 800
85287292	LCD, LED and other flat panel display type	2 475 766	9 591 683	53 984 001	220 224 847
85287299	Oth reception for TV, colour, not battery operated	2 970	19 948	6 015	90 620
85287300	Reception apparatus for tv, with or not incorporating radio-broadcast receivers/sound/video recording/reproducing apparatus; incorporating a monochrome video display	162	3 951	9 699	86 154
85291021	Parabolic aerial reflector dishes for TV reception	1 160	16 944	1 199	21 679
85291029	Oth parabolic aerial reflector dish for TV reception	1 080	14 738	2 512	62 509
85291030	Telescopic, rabbit & dipole antennae for TV, or radio receivers	2 172	9 062	44 049	131 308
85291040	Aerial filters and separators	292	856	44 140	135 673
85291060	Feed horns (wave guide)	-	13	-	247
85291092	Oth aerials & aerial reflectors, used with transmission app. for radio-broadcast/TV	28 567	110 367	217 239	1 020 073
85291099	Oth aerials & aerial reflector, used with transmission app. for oth purposes	431	19 436	22 674	267 913
85299020	Part of decoder for use with transmission apparatus	-	230	-	2 246
85299040	Part of digital cameras/video camera recorders for use with transmission apparatus	1 088	8 800	486 575	1 438 781
85299051	Oth printed circuit board; assembled, for transmission apparatus	1 059	2 753	312 241	884 092
85299052	Oth printed circuit board; assembled, for radio-broadcast receiver	27 644	121 672	674 603	2 788 453
85299053	Oth printed circuit board; assembled, for flat panel display monitor/projector	10 257	61 639	192 555	944 687
85299054	Oth printed circuit board; assembled, for TV receivers	2 199	13 745	41 150	300 087
85299055	Oth printed circuit board; assembled, for other monitor/projector	43	138	4 877	5 805
85299059	Oth printed circuit board; assembled, for other monitor and projectors	855	8 852	31 707	1 428 835
85299091	Oth printed circuit board; not assembled, for television receivers	133 698	507 939	3 658 434	18 763 194
85299094	Oth printed circuit board; not assembled, for flat panel display	18 544	637 701	288 650	12 815 850
85299099	Oth printed circuit board; not assembled, for other monitor and projectors	22 054	81 755	578 471	1 409 200
85308000	Electrical signaling, safety/traffic control for roads, inland waterways, parking facility, port install./airfields	3	1 676	100	38 188
85309000	Part of equipment railways, tramways, road, waterway, parking facilities, etc	826	1 032	27 651	130 401
85311020	Fire alarms	-	2 246	-	22 680
85311030	Smoke alarms; portable personal alarm (shrill alarm)	78	277	30 705	58 591
85311090	Other alarms and similar apparatus	39 164	105 238	1 534 515	3 776 692
85312000	Indicator panel incorporating LCD/LED	871 489	5 936 131	17 399 593	118 188 487
85318010	Electronic bells and other sound signalling apparatus	3 276	8 982	119 108	280 237
85318021	Vacuum fluorescent display panels	4	5	176	233
85318029	Flat panel displays other than vacuum fluorescent	102	279	3 323	9 475
85318090	Other electric sound/visual signalling apparatus	27 258	56 664	618 182	1 260 535
85319030	Part of other bells/sound signalling apparatus	-	58	-	583
85319090	Part of other electric sound or visual signalling apparatus	16 421	32 356	309 541	606 720
85321000	Fixed capacitor designed for use in 50/60Hz circuit, and having reactive power handling capacity ≥ 0.5 kVar	16	1 432	3 579	69 498
85322100	Tantalum	12 350	70 914	12 678 988	70 574 070
85322200	Aluminium electrolytic	675 801	2 118 591	15 320 505	46 858 594
85322300	Ceramic dielectric, single layer	64 327	305 211	1 101 751	4 839 424
85322400	Ceramic dielectric, multi layer	12	24	20 653	21 740
85322500	Dielectric of paper or plastic	2 797	10 911	73 837	319 436
85322900	Electrical capacitors; fixed, n.e.c. in heading no. 8532	50 876	299 576	1 584 455	36 294 192
85323000	Variable/adjustable (pre-set) capacitors	90	689	14 558	74 331
85329000	Parts of fixed electrical capacitor	32 481	66 613	9 604 992	18 436 363
85331010	Fixed carbon resistors, composition/film type; surface mounted	-	21	-	12 834
85331090	Fixed carbon resistors, composition/film type; not surface mounted	60	4 475	19 293	227 270

Tabel 3 : Ekspor Indonesia menurut Komoditi (Kode HS 8 digit)

Mei 2019

Kode H S	Uraian golongan barang	Berat bersih (Kg)		Nilai F.O.B. (U S \$)	
		Bulan ini	Kumulatif	Bulan ini	Kumulatif
(1)	(2)	(3)	(4)	(5)	(6)
85332100	Electrical resistors; fixed, for a power handling capacity not exceeding 20W (including rheostats and potentiometers but excluding heating resistors and carbon resistors)	210 388	386 072	9 058 756	17 281 718
85332900	Electrical resistors; fixed, for a power handling capacity exceeding 20W (including rheostats and potentiometers but excluding heating resistors and carbon resistors)	51 009	231 667	1 427 742	6 196 190
85333100	Wirewound variable resistors, rheostats & potentiometers for a power handling capacity <= 20W	0	3	35	960
85333900	Wirewound variable resistors, rheostats & potentiometers for a power handling capacity > 20W	55	78	1 796	2 311
85334000	Electrical resistors; variable, including rheostats and potentiometers (excluding heating)	52 154	190 832	1 144 220	3 668 244
85339000	Parts of fixed resistors	1	17	11	185
85340010	Printed circuits, single-sided	96 306	588 600	1 034 366	6 215 139
85340020	Printed circuits, double-sided	26	140	4 826	6 957
85340030	Printed circuits, multi-layer	5	337	7 481	112 191
85340090	Other printed circuits	9 359	39 733	2 192 929	13 905 638
85351000	Fuses, for a voltage > 1000V	92	7 532	11 179	221 288
85352110	Automatic circuit breakers for a voltage < 72,5 kV; moulded case type	-	0	-	11
85352120	Automatic circuit breakers for a voltage < 72,5 kV; earth leakage circuit breaker	127	464	10 682	54 992
85352190	Automatic circuit breakers for a voltage < 72,5 kV; other circuit breaker	4 925	18 801	114 328	314 491
85352910	Automatic circuit breakers for a voltage >= 72,5 kV earth leakage circuit breaker	1 836	1 836	526 562	526 562
85352990	Automatic circuit breakers for a voltage >= 72,5 kV other circuit breaker	14 312	21 463	51 686	62 464
85353011	Disconnecter having a voltage < 36 kV	-	8	-	295
85353019	Disconnecter having a voltage >= 36 kV	-	54	-	78
85353020	Isolating switch & make-and-break switches for a voltage of >= 66 kV	-	5 495	-	38 750
85353090	Isolating switch & make-and-break switches for a voltage of < 66 kV	55 464	84 112	638 012	1 424 318
85354000	Lightning arresters, voltage limiters and surge suppressors	10 054	13 974	758 802	1 480 280
85359010	Bushing and tap changer assemblies for electricity distribution/power transformers	3 391	14 078	32 901	148 364
85359020	Change-over switches of a kind used for starting electric motors	194	194	3 377	3 377
85359090	Other bushing, tap changer assemblies and switches starting for electricity	23 275	95 617	160 515	869 866
85361011	Thermal fuses glass type: suitable for use in electric fans	15	82	1 560	2 811
85361012	Thermal fuses glass type: other, for a current of < 16 A	577	3 379	20 614	119 830
85361013	Thermal fuses glass type: fuse blocks, of a kind used for motor vehicles	547	5 895	8 714	87 580
85361019	Other thermal fuses glass type	529	1 522	33 687	102 217
85361091	Other thermal fuses, suitable for use in electric fans	-	66	-	21 215
85361092	Other thermal fuses, other, for a current of < 16 A	-	1	-	109
85361093	Other thermal fuses, fuse blocks, of a kind used for motor vehicles	82	828	308	16 037
85361099	Other fuses n.e.c. in heading 85.36	113	1 083	709	8 332
85362011	Automatic circuit breakers; moulded case, for a current, of less than 16 A	-	9 035	-	107 711
85362013	Automatic circuit breakers; moulded case, for a current, > 32 A but <= 1000 A	-	3 086	-	74 976
85362019	Automatic circuit breakers; moulded case, for a current, > 1000 A	33 897	115 156	1 454 007	5 962 097
85362020	Automatic circuit breakers, kind incorporated into electrothermic domestic appliances of heading 85.16	1 258	1 554	29 071	37 582
85362091	Automatic circuit breakers, kind incorporated into electrothermic domestic appliance, other of a current < 16 A	-	1 109	-	10 157
85362099	Automatic circuit breakers, kind incorporated into electrothermic domestic appliance, other of a current >= 16 A	354	2 433	15 207	64 434
85363020	Electrical circuit protector used in radio equipment or in electric fans	742	3 901	12 005	64 224
85363090	Other apparatus for protecting electrical circuits	32 248	135 866	1 017 921	4 118 750
85364110	Digital relays, voltage <= 60V	13 228	36 247	324 674	886 836

Tabel 3 : Ekspor Indonesia menurut Komoditi (Kode HS 8 digit)

Mei 2019

Kode H S	Uraian golongan barang	Berat bersih (Kg)		Nilai F.O.B. (U S \$)	
		Bulan ini	Kumulatif	Bulan ini	Kumulatif
(1)	(2)	(3)	(4)	(5)	(6)
85364130	Relays used in electric fans,voltage <= 60V	-	267	-	150
85364140	Oth relays,voltage <= 60V,a current <16A	32 622	71 764	1 474 938	3 086 961
85364191	Semiconductor/electro-magnetic relays <=28 V	86 155	444 546	2 944 489	16 411 724
85364199	Semiconductor/electro-magnetic relays >28 V	44 845	111 182	1 020 151	3 047 739
85364910	Digital relays,voltage > 60V	789	2 209	50 335	173 375
85364990	Other digital relays,voltage > 60V	277 899	606 435	7 093 330	15 806 869
85365020	Over-current and residual-current,automatic switches	42 151	151 225	906 030	3 096 198
85365033	High inrush switch,of a rated current carrying capacity<16A	-	0	-	23
85365039	Other high inrush switches and commutators for stoves and ranges	547	26 659	29 749	585 261
85365040	Miniature switches suitable for rice cookers or toaster ovens	20	20	40	40
85365051	Electronic AC switch,voltage<=1000V, for a current < 16A	-	4 527	-	82 968
85365059	Electronic AC switch,voltage<=1000V, for a current >= 16A	47	157	666	2 537
85365061	Make&break switch used in domestic electrical wiring,<=500V,for a current < 16A	83 266	156 540	2 820 948	5 197 009
85365069	Make&break switch used in domestic electrical wiring,<=500Vfor a current >= 16A	-	42	-	668
85365095	Oth make&break switch,>500V,change-over switches; for starting elec.motors/fuse switches	5 265	12 165	68 706	167 726
85365099	Other make&break switch,>500V	169 594	844 186	8 486 461	43 198 427
85366110	Lamp holder used for compact lamps or halogen lamps	40	1 147	110	5 717
85366191	Lamp holder used for oth lamps,a current< 16A	63	95	2 658	3 987
85366199	Lamp holder used for oth lamps,a current>= 16A	32	224	263	677
85366911	Telephone plugs for a current < 16A	-	432	-	19 440
85366919	Telephone plugs for a current >= 16A	224	493	7 267	14 195
85366929	Audio/video & cathode ray tube socket for TV or radioreceiver,a current > 16A	-	26	-	1 919
85366932	Socket&plug for co-axial cable&printed circuits,for a current < 16A	172	2 806	16 850	178 995
85366939	Socket&plug for co-axial cable&printed circuits,for a current >= 16A	246	1 165	43 074	57 471
85366992	Oth Socket&plug for co-axial cable&printed circuits,for a current < 16A	75	7 136	2 440	82 112
85366999	Oth Socket&plug for co-axial cable&printed circuits,for a current >= 16A	39 522	187 361	1 426 469	7 570 206
85367010	Connector for optical fibres,optical fibres bundles or cables;ceramics	501	566	2 027	2 432
85367090	Oth connector for optical fibres,optical fibres bundles or cables	8 719	33 834	1 365 510	4 895 150
85369012	Connection&contact elements for wires & cables;wafer probbers;current < 16A	10	201	3 921	29 008
85369019	Connection&contact elements for wires & cables;wafer probbers;current >= 16A	15 871	569 863	224 871	717 791
85369029	Junction boxes,for a current >= 16A	27 292	88 766	1 654 519	7 063 824
85369032	Cable connector,connector/adaptor for co-axial cable,commutator,current<16A	11 729	11 948	1 401 843	1 407 583
85369039	Cable connector,connector/adaptor for co-axial cable,commutator,current>=16A	176 584	944 952	4 403 031	27 081 371
85369094	Other cable connector,for a current < 16A	7 460	13 795	152 163	287 449
85369099	Other cable connector,for a current >= 16A	130 614	481 978	4 560 291	17 261 949
85371011	Control panel use in distributed controlsystem;voltage<1000V	45 999	60 877	721 152	955 537
85371012	Control panel fitted with a programmable processor;voltage<1000V	-	375	-	3 457
85371013	Control panel for AC,refrigerator,washing mach.,vacuum cleaner,mixer,water heater	992	3 328	69 315	265 542
85371019	Other control panel	56 134	437 531	2 490 790	10 502 919
85371020	Distribution board (incl back panels & back planes) used with auto data process. mach.,telp sets,transmiss. app.	13 840	21 775	47 323	147 751
85371030	Programmable logic controllers for auto-mach for transport handling&storages of dies for semiconductor device	8 200	15 450	116 372	249 472
85371091	Switchboard & control panels: used in radio equipment or electric fans	738	4 279	205 433	817 224
85371092	Switchboard & control panels: use in distributed control systems	50 499	221 653	1 274 188	5 599 454
85371099	Switchboard & control panels: use for other purposes	179 437	485 297	7 138 007	15 851 409

Tabel 3 : Ekspor Indonesia menurut Komoditi (Kode HS 8 digit)

Mei 2019

Kode H S	Uraian golongan barang	Berat bersih (Kg)		Nilai F.O.B. (U S \$)	
		Bulan ini	Kumulatif	Bulan ini	Kumulatif
(1)	(2)	(3)	(4)	(5)	(6)
85372019	Switchboards incorporating electrical instruments for breaking, connecting/protecting electrical circuit < 66 kV	2 634	3 714 224	2 481	102 010 609
85372029	Control panels incorporating electrical instruments for breaking, connecting/protecting electrical circuit < 66 kV	10	3 210	2 458	245 558
85372090	Oth board for electrical control for voltage < 1000 volt	449 634	1 411 751	7 236 152	25 422 743
85381011	Parts of programmable logic controllers for auto-mach for transpot for semiconductor device, voltage <=1000V	600	4 711	700	17 696
85381019	Other part of programable logic controller used in radioequipment,vaoltage <=1000V	1 375	47 007	129 603	567 351
85381021	Parts of programmable logic controllers for auto-mach for transpot for semiconductor device, voltage >1000V	-	251	-	6 056
85381029	Other part of programable logic controller used in radioequipment,vaoltage >1000V	6 272	35 991	322 860	961 596
85389011	Part including printed circuit assmbles of telp plug;connect&contact element, wire & cable, voltage <=1000V	2	118	331	9 319
85389012	Part of switch,socket&plug for coaxial cable, etc oth apparatus,voltage <=1000V	15 956	78 917	372 001	1 973 508
85389019	Oth part of electric switch,socket&plug, voltage<= 1000V	99 383	298 810	5 010 020	13 741 243
85389020	Oth part including printed circuit assmbles of telp plug;connect&contact; voltage>1000V	55 143	165 921	1 164 372	3 307 410
85391010	Sealed beam lamp units for motor vehicles	4 599	12 755	108 368	278 200
85391090	Sealed beam lamp units for others	7 557	10 669	14 110	39 222
85392120	Tungsten halogen used in medical equipment	17	1 618	185	12 851
85392130	Tungsten halogen used for motor vehicles	8 651	10 907	6 642	17 164
85392190	Other tungsten halogen	412	1 001	1 532	4 620
85392231	Other reflector lamp bulbs,used in decorative illumination,power <= 60 W	-	2 893	-	17 156
85392232	Other reflector lamp bulbs,used in decorative illumination,power > 60 W	-	2	-	94
85392233	Other reflector lamp bulbs,for domestic lighting,power<=200W & voltage>100V	261	1 645	126	979
85392239	Other reflector lamp bulbs, power<=200W & voltage>100V	7 487	18 959	26 684	72 006
85392291	Oth filament lamp,excl ultra-violet/infra-red halogen,power<=200W&>100V,used decorative illumonation,power<=60W	-	10	-	104
85392293	Oth filament lamp,excl ultra-violet/infra-red halogen,power<=200W&>100V,for domestic lighting	232	314	782	1 404
85392299	Oth filament lamp,excl ultra-violet/infra-red halogen,power<=200W&>100V	63	161	584	1 872
85392920	Oth filament lamp,excl ultra-violet/infra-red, use motorvehicles	17 970	56 171	228 002	680 262
85392930	Oth filament lamp,excl ultra-violet/infra-red, for otherreflector lamp bulbs	54	1 392	136	81 565
85392949	Other flashlight bulbs:miniature indicator bulbs, rated up to 2.25V	1	1	71	71
85392950	Oth filament lamps,exc tungsten halogen,oth have capacity, >200W&<300 and voltage > 100V	-	535	-	2 500
85392960	Oth filament lamps,exc tungsten halogen,oth have capacity, <=200W and voltage <=100V	32	64	591	1 094
85392990	Oth filament lamps,exc tungsten halogen,oth have capacity, >300W	89	765	9 452	41 885
85393110	Tubes for compact fluorescent lamps of fluorecent, hot cathode, excl UV lamps	-	2	-	53
85393120	Straight tubes for oth fluorescent lamps,hot cathode, excl UV lamps	-	750	-	9 687
85393130	Compact fluorescent lamps with built-in ballasthot cathode, excl UV lamps	-	102	-	629
85393190	Oth fluorescent,hot cathode, discharge lamps, excl UV lamps	750	42 945	6 840	165 648
85393930	Oth fluorescent, cold cathode types,discharge lamps,excl UV lamps	-	9 335	-	176 632
85393990	Other discharge lamps, other than UV lamps, cold cathode types	2 132	5 744	53 300	147 729
85394100	Arc lamps	2 337	4 992	1 098 226	1 885 826
85394900	Ultra-violet/infra-red lamps	1 647	13 144	4 782	40 742
85395000	Light-emitting diode (LED) lamps	1 824	32 281	18 472	627 271

Tabel 3 : Ekspor Indonesia menurut Komoditi (Kode HS 8 digit)

Mei 2019

Kode H S	Uraian golongan barang	Berat bersih (Kg)		Nilai F.O.B. (U S \$)	
		Bulan ini	Kumulatif	Bulan ini	Kumulatif
(1)	(2)	(3)	(4)	(5)	(6)
85399010	Aluminium end cap for fluoresc lamp; aluminium screw caps for incandescent lamps	-	302	-	558
85399020	Parts of aluminium end for fluorescen lapmps; of kind used for motor vehicles	173	1 140	1 780	18 453
85399090	Oth parts of aluminium end for fluorescen lapmps; of kind used for motor vehicles	4 433	8 911	161 077	261 085
85401100	Color cathode-ray television picture tubes including video monitor cathode-ray tube	-	0	-	1
85402000	TV camera tubes; image converters and intensifiers; other photo-cathode tubes	-	174	-	1 900
85408100	Receiver/amplifier valves and tubes	30	30	3 138	3 138
85408900	Valves and tubes; n.e.c. in heading no. 8540	-	5	-	2 666
85409990	Other parts of thermionic,cold cathode orphoto-cathode, valves and tubes	20	45	894	1 947
85411000	Diodes, other than photosensitive/light emitting diodes	1 481	5 934	579 328	1 565 450
85412100	Transistor oth than photosensitive with a dissipation rate of <1 W	1 364	1 467	393 178	468 737
85412900	Transistor oth than photosensitive with a dissipation rate of >=1 W	8 644	70 844	443 352	2 768 445
85413000	Thyristors,diacs and triacs,other photosesintive devices	-	35	-	3 829
85414010	Light emitting diodes	6 032	12 946	2 909 555	5 714 240
85414021	Photovoltaic cells, not assembled	8	8	676	676
85414022	Photovoltaic cells, assembled in modulesor made up into panels	67 928	333 939	1 051 972	4 520 958
85414029	Oth photocells, including photodiodes & phototransistors	0	115	27	10 778
85414090	Oth photosensitive semiconductor devices	17 392	56 682	1 427 057	4 600 745
85415000	Electrical apparatus; photosensitive semiconductor devices n.e.c. in heading no. 8541, incl. photovoltaic cells, whether / not assembled in modules or made up into panels	2 663	14 024	3 214 236	15 668 773
85416000	Mounted piezo-electric crystals	4 213	21 917	4 637 263	22 228 939
85419000	Parts of diodes,transistors & similar; photosensitivesemiconductor devices	2 466	4 702	186 330	945 955
85423100	Processor & controller of electronics integrated circuits	42 165	112 475	5 726 606	18 510 534
85423200	Memories of electronic integrated circuits	5 943	17 828	50 802	259 779
85423300	Amplifiers of electronic integrated circuits	732	1 970	17 446	433 911
85423900	Electronic integrated circuits; n.e.c. in heading no. 8542	60 233	161 808	16 498 315	45 860 187
85429000	Parts of electronic integrated circuits	26 160	68 740	4 353 383	18 089 331
85432000	Signal generators of electrical machines and appartus	13	14	7 525	9 525
85433090	Oth machine and apparatus for electroplating,electrolysisor electrophoresis	3 075	13 178	91 835	408 464
85437010	Electric fence energisers	1 730	1 730	570	570
85437020	Remote control apparatus,oth radio remote control apparatus	377 998	1 701 741	10 042 005	38 451 104
85437030	Electrical machines with translation/dictionary functions	757	1 163	24 032	37 531
85437040	Equipment/machine for removal dust particle&curingmaterial by UV light for mfg of printed circuit boards	10	253	80	8 026
85437090	Oth equipment/machine for removal dust particle&curingmaterial by UV light for mfg of printed circuit boards	22 477	49 993	1 375 680	2 319 688
85439010	Parts of particle accelerators or signal generators	-	0	-	1 211
85439020	Part of Wet processing equipment for the application by immersion of chemical/electrochemical solutions	232	7 358	80 168	155 093
85439040	Part of Equipment/machine for removal dust particle&curingmaterial by UV light for mfg of printed circuit boards	-	0	-	195
85439090	Parts of oth electrical machines and apparatus,having individual fuctions	31 745	64 015	5 943 187	10 930 316
85441120	Winding wire of copper,with an outer coating/covering of,paper,textile/poly(vinyl chloride)	1 691 955	5 051 490	10 770 238	34 052 701
85441130	Winding wire of copper,with an outer coating/covering of,lacquer	72	733	3 138	45 553
85441140	Winding wire of copper,with an outer coating/covering of,enameel	530 439	2 772 611	4 392 422	22 246 877
85441190	Winding wire of other than copper	12 210	85 876	186 222	1 089 949
85441900	Insulated electric conductors; winding wire, (of other than copper)	19 935	83 446	592 779	2 438 577

Tabel 3 : Ekspor Indonesia menurut Komoditi (Kode HS 8 digit)

Mei 2019

Kode H S	Uraian golongan barang	Berat bersih (Kg)		Nilai F.O.B. (U S \$)	
		Bulan ini	Kumulatif	Bulan ini	Kumulatif
(1)	(2)	(3)	(4)	(5)	(6)
85442011	Co-axial cable&oth co-axial electric conductor, fitted with connector;<=66kV;insulated with rubber/plastic	12 067	64 231	200 211	1 060 373
85442019	Co-axial cable&oth co-axial electric conductor, fitted not with connector;<=66kV;insulated with rubber/plastic	123 673	615 129	2 019 947	8 381 873
85442021	Co-axial cable&oth co-axial electric conductor, not fitted with connector;<=66kV;insulated with rubber/plastic	155	42 855	14 414	172 321
85442029	Co-axial cable&oth co-axial electric conductor, not fitted not with connector;<=66kV;insulated with rubber/plastic	4 289	12 243	132 629	577 803
85442039	Co-axial cable&oth co-axial electric conductor, fitted not with connector;>66kV;insulated with rubber/plastic	869	1 212	62 086	105 495
85442041	Co-axial cable&oth co-axial electric conductor, not fitted with connector;>66kV;insulated with rubber/plastic	-	75	-	42
85442049	Co-axial cable&oth co-axial electric conductor, not fitted not with connector;>66kV;insulated with rubber/plastic	196	906	4 884	7 550
85443012	Wiring harness for motor vehicle; for used vehicles ofhead 87.02,87.03,87.04/84.11;insulate with rubber/plastic	1 675 992	7 297 263	28 663 249	125 581 870
85443013	Wiring harness for motor vehicle; for used vehicles of exclhead 87.02,87.03,87.04/84.11;insulate with rubber/plastic	1 050 763	4 721 866	22 903 338	102 468 617
85443014	Wiring harness for motor vehicle; for used vehicles of head87.02,87.03,87.04/84.11;not insulate with rubber/plastic	0	32	14	32
85443019	Wiring harness for motor vehicle; for used vehicles of exclhead 87.02,87.03,87.04/84.11;not insulate w rubber/plastic	2 203 048	10 186 637	45 427 651	207 360 599
85443091	Ignition wiring sets,not wiring set,used in vehicle,aircraft/ship;insulate rubber/plastic	474	877	15 096	39 988
85443099	Ignition wiring sets,not wiring set,used in vehicle,aircraft/ship; no insulate rubber/plastic	376 888	750 523	6 664 729	13 264 505
85444211	Submarine telephone/telegraph/radio relay cablesfitted with connectors; voltage <= 80 V	-	15	-	1 751
85444213	Electric conductor with connectors for telecommunication used, voltage <=80V, insulated with rubber, plastic/paper	26	81	936	4 976
85444219	Electric conductor with connectors for telecommunication used, voltage<=80V, not insulated with rubber,plastic/paper	188 272	646 233	4 694 875	18 238 707
85444221	Telephone, telegraph, radio relay cable submarine,fitted with conector;80V<voltage<=1000V	-	200	-	123
85444223	Electric conductor with connectors for telecommunication used, 80V<voltage<=1.000V,inslted with rubber,plastic/paper	2 630	2 691	592 861	593 554
85444229	Electric conductor with connectors for telecommunication used 80V<volt<=1.000V,not inslted with rubber,plastic/paper	31 185	119 652	347 403	1 414 204
85444232	Battery cables,insulate with rubber/plasticfor vehicle 8702,8703,8704/8711, 80V<voltage<=1.000V	-	7	-	141
85444233	Battery cables,insulate with rubber/plastic for other thanvehicle 8702,8703,8704/8711, 80V<voltage<=1.000V	1	1	361	361
85444239	Battery cables,not insulate with rubber/plastic forother than vehicle 8702,8703,8704/8711, 80V<voltage<=1.000V	0	116	150	3 438
85444294	Other electric cables insulated with plastic,having a core diameter <=5 mm	4 590	5 549	34 691	58 446
85444295	Other electric cables insulated with plastic,having a core diameter >5 mm and <=19.5 mm	278	1 154	36 851	188 716
85444296	Other electric cables insulated with plastic, diameter> 19.5 mm	11	3 584	155	17 894
85444297	Other electric cables insulated with paper/rubber	218 938	1 060 873	2 011 461	9 858 243
85444298	Flat data cables having two lines or more	112	2 661	1 481	60 119
85444299	Other electric cables other than insulated with plastics, paper/rubber, diameter> 5 mm	160 569	871 125	2 232 069	11 247 502
85444911	Submarine telephone/telegraph/radio relay cablesnot fitted with connectors; voltage <= 80 V	0	240	16	12 683
85444913	Oth electric conductor, not fitted connector,insulated withrubber,paper/plastic for used telcomnication, voltage <=80V	60	60	381	381
85444919	Oth electric conductor, not fitted connector,not insulated for used telecommunication, voltage <=80V	4 386	31 529	210 840	673 996
85444921	Shielded wire for manufactur of auto-wiring harnesses, not for telecommunication, <=80 v	3 937	26 237	316 707	3 324 405

Tabel 3 : Ekspor Indonesia menurut Komoditi (Kode HS 8 digit)

Mei 2019

Kode H S	Uraian golongan barang	Berat bersih (Kg)		Nilai F.O.B. (U S \$)	
		Bulan ini	Kumulatif	Bulan ini	Kumulatif
(1)	(2)	(3)	(4)	(5)	(6)
85444922	Electrical cables insulated with plastic diameter<=19.5 mm,not use for telecommunication, voltage <=80V	2 185	27 182	3 176	326 562
85444923	Electrical cables insulated with plastic diameter<=19.5 mm,for oth electric cables insualated with plastic	2	1 015	40	2 257
85444929	Electrical cables insulated with plastic diameter>19.5 mm,not use for telecommunication, voltage <=80V	120 240	163 743	404 261	753 954
85444931	Submarine telephone/telegraph/radio relay cablesnot fitted with connectors; 80V<voltage <=1.000 V	102	108	18 997	19 034
85444932	Oth electric conductor, not fitted connector,insulated withplastic for used telcomnication, 80V< voltage <= 1.000V	-	149	-	1 929
85444939	Oth electric conductor, not fitted connector,insulated withoth material for used telecommunication, 80V< voltage <=1kV	1 937 824	10 478 438	11 992 396	64 010 950
85444941	Cable insulated with plastics, not fitted connectorfor not used telcomnication, 80V< voltage <= 1.000V	47 697	125 081	293 089	767 546
85444942	Oth electric conductor, not fitted connector,insulated withrubber, paper/plastics for not used telec, 80V<volt <=1000V	-	2 118	-	49 864
85444949	Oth electric conductor, not fitted connector,insulated withoth material oth than telecommunication, 80V< voltage <=1kV	204 103	1 112 501	1 271 563	6 166 068
85446011	Cables insulated with plastics, diameter <= 22,7 mm,1 kV<voltage<=36 kV	278	50 542	3 141	193 940
85446019	Oth electric conductors, not insulated, 1 kV<voltage<=36 kV	5 313	139 240	33 439	737 463
85446029	Oth electric conductors,not insulated,36 kV<voltage<=66 kV	3	28	1 102	3 645
85446039	Oth electric conductors, not insulated, voltage >66 kV	0	41	1 141	8 652
85447010	Optical fibre cable of telephone, telegraph, radio relay cables,submarine	5	41 529	574	36 862
85447090	Other optical fibre cables	60 913	607 061	415 757	4 548 345
85451900	Electroda of graphite/oth carbon, used not for furnaces	239 693	1 161 262	378 151	1 784 468
85452000	Carbon brushes of graphite/oth carbon, for electrical purposed	38	237	1 949	5 650
85459000	Lamp carbons,battery carbons & oth article of graphite/oth carbon,with or w/o metal for electrical purposes	8 400	40 787	96 632	368 367
85461000	Electrical insulators of glass	285	3 908	231	13 026
85462010	Transformer bushing& circuit breaker insulators,of ceramics	4	1 266	1 077	61 865
85462090	Electrical insulators of any material other than glass and ceramics	-	367	-	1 426
85469000	Electrical insulators; other than of glass and ceramics	882	5 715	27 785	114 327
85471000	Insulating fitting for electrical mchines, appliances/equipment; of ceramics	-	29	-	91
85472000	Insulating fitting for electrical mchines, appliances/equipment; of plastic	14 278	57 932	353 392	1 278 898
85479010	Electric conduit tubing & joint therefor of base metal line with insulating material	15	168	385	4 607
85479090	Other insulating fittings for electrical mchines,appliances/equipment,being fitting wholly of insulating material apart	2	118	95	2 694
85481099	waste and scrap containing other primary cells,primary batteries, and electric accumulator of used in aircraft	7 410	14 566	16 529	39 498
85489010	Image sensors contact type copmrising a photo-conductive sensor element,an electric charge storage cendenser,	51	804	787	8 820
85489020	Printed circuit assemblies including such assemblies for external connections	59 092	277 370	894 474	3 050 995
85489090	other waste and scrap of other primary cells,primary batteries, and electric accumulator of used in aircraft	89 989	162 528	48 227	230 746
86012000	Rail locomotives powered by electric accumulators	21	21	1 239	1 239
86040000	Railway/tramway maintenance/service vehicles, whether or,not self-propelled	-	1 202	-	409 108
86050000	Railway/tramway passenger coach&oth special purpose railwayor tramway coaches not self-propelled	-	2 242 260	-	23 861 460
86061000	Tank wagons and the like	-	120	-	660
86071100	Driving bogies and bissel-bogies	-	2 815	-	92 166
86071900	Axles and wheels, and parts thereof	1 034 037	4 448 511	1 675 800	6 992 365
86072900	Brakes and parts thereof other than air brakes	-	1 092	-	26 400
86073000	Hooks & oth coupling devices, buffers, and parts thereof	2 704	2 730	5 214	12 994
86079900	Railway or tramway rolling stock; parts n.e.c. in heading no. 8607	39 195	140 685	891 005	2 994 544

Tabel 3 : Ekspor Indonesia menurut Komoditi (Kode HS 8 digit)

Mei 2019

Kode H S	Uraian golongan barang	Berat bersih (Kg)		Nilai F.O.B. (U S \$)	
		Bulan ini	Kumulatif	Bulan ini	Kumulatif
(1)	(2)	(3)	(4)	(5)	(6)
86080090	non electro-mechc equip of railway/tramway track fixtures,fitting, mechanic signaling,safety/traffic control equipment	-	189	-	2 240
86090010	Containers of metal,designed&equipped for carriage by one/more modes of transport	-	123 652	-	532 340
86090090	Containers of oth material,designed&equipped for carriage by one/more modes of transport	43 569	470 212	59 465	677 539
87011011	Single axle tractor of power <=22.5kW,whether or not electricity for agricultural use	55 867	221 099	272 554	1 095 752
87011019	Single axle tractor of power <=22.5kW,whether or not electricity for other than agricultural use	-	1 100	-	10 936
87012010	Road tractors for semi-trailers,ckd	-	1 615	-	4 000
87013000	Track-laying tractors	900	1 400	1 000	3 076
87019110	Agriculture tractors of engine power <=18kW	-	10 848	-	33 294
87019190	Other tractors of engine power <=18kW	1 172	1 172	38 950	38 950
87019210	Agriculture tractors of engine 18kW>power<=37kW	700 378	2 845 008	6 586 096	26 868 771
87019310	Agriculture tractors of engine 37kW>power<=75kW	23 754	151 173	222 436	1 396 409
87019510	Agriculture tractors of engine power > 130kW	200	6 202	100	17 268
87019590	Other tractors of engine power > 130kW	-	170	-	220
87021010	Motor cars(incl stretch limousine)for transport>=10 person,diesel/semi-diesel, ckd	-	4 010	-	23 489
87021041	Motor coach,bus/minibus,for transport>=10 person, g.v.w.>= 6 t but <=18 t,diesel/semi-diesel, ckd	-	70 950	-	409 799
87021049	Motor coach,bus/minibus,for transport>=10 person, g.v.w.> 18 t but <=24 t,diesel/semi-diesel, ckd	11	4 011	95 092	112 642
87021060	Motor cars(incl stretch limousine)for transport>=10 person,diesel/semi-diesel, ckd	124 096	128 931	1 737 930	1 755 787
87029040	Motor car, Limousine not coaches, bus/minibusoth than gasoline,hybrid,electric propulsion,not CKD	-	2 216	-	32 770
87031090	Oth than, Golf cars vhcl spesially designe transport of persons	-	4 984	-	26 205
87032115	Sedan, gasoline of cilynder <1000cc, CKD	-	1 200	-	3 200
87032129	Other motor car (Station Wagon & sport cars) of 4WDgasoline of cilynder <1000cc, CKD	1 361 559	2 404 219	6 667 636	11 794 374
87032130	Vans, gasoline of cilynder <1000cc, CKD	-	4 200	-	18 000
87032159	Oth motor car(Station Wagon&sport cars) of Not 4WDgasoline of cilynder <1000cc, Not CKD	2 214 300	10 935 100	16 322 259	79 531 497
87032190	Vans, gasoline of cilynder <1000cc, Not CKD	38 850	510 168	162 750	2 238 127
87032221	Other motor car (Station Wagon&sport cars) of 4WDgasoline of a cylinder 1,000 < cc <= 1,500, CKD	-	2 000	-	4 571
87032229	Other motor car (Station Wagon&sport cars) Not of 4WDgasoline of a cylinder 1,000 < cc <= 1,500, CKD	448 437	1 451 242	3 595 284	11 166 642
87032251	Other motor car (Station Wagon&sport cars) of 4WDgasoline of a cylinder 1,000 < cc <= 1,500, Not CKD	-	115	-	2 400
87032259	Oth motor car (Station Wagon&sport cars) of Not 4WDgasoline of a cylinder 1,000 < cc <= 1,500, Not CKD	9 732 535	48 087 202	84 769 885	402 763 432
87032290	Vans, gasoline of a cylinder 1,000 < cc <= 1,500, Not CKD	1 517 055	5 606 290	13 643 116	50 120 859
87032321	sedan, gasoline of a cylinder 1,500 < cc <= 1,800, CKD	-	2 400	-	1 000
87032358	Sedan, gasoline of a cylinder >2,500cc, Not CKD	-	14 400	-	78 400
87032365	Oth motor car(Station Wagon&sport cars) of Not 4WDgasoline of a cylinder 1,500 < cc <= 1,800, Not CKD	8 872 731	49 904 674	73 138 474	406 508 497
87032366	Oth motor car(Station Wagon&sport cars) of Not 4WDgasoline of a cylinder 1,800 < cc <= 2,000, Not CKD	1 735	133 221	11 430	1 713 953
87032367	Oth motor car(Station Wagon&sport cars) of Not 4WDgasoline of a cylinder 2,000 < cc <= 2,500, Not CKD	234 203	6 232 918	2 244 290	52 265 522
87032368	Oth motor car(Station Wagon&sport cars) of Not 4WDgasoline of a cylinder >2,500cc, Not CKD	9 906 324	39 753 023	102 142 178	419 583 832
87032415	Sedan, gasoline of a cylinder >3000cc, CKD	2 920	2 920	319 482	319 482
87032445	Sedan, gasoline of a cylinder >3000cc, of 4WD, Not CKD	-	6	-	1
87032449	Sedan, gasoline of a cylinder >3000cc, of Not 4WD, Not CKD	1 515	3 183	154 200	300 922
87032451	Other motor cars (Station Wagon&sport cars) of 4WDgasoline of a cylinder >3000cc, Not CKD	4 600	4 600	301 310	301 310
87032459	Oth motor car(Station Wagon&sport cars) of Not 4WDgasoline of a cylinder >3000cc, Not CKD	3 233	4 652	6 900	7 000
87032469	Other than wagon,sport car & vans, of Not 4WDgasoline of a cylinder >3000cc, Not CKD	-	2 620	-	13 703

Tabel 3 : Ekspor Indonesia menurut Komoditi (Kode HS 8 digit)

Mei 2019

Kode H S	Uraian golongan barang	Berat bersih (Kg)		Nilai F.O.B. (U S \$)	
		Bulan ini	Kumulatif	Bulan ini	Kumulatif
(1)	(2)	(3)	(4)	(5)	(6)
87033129	Other motor cars (Station Wagon&sport cars) of Not 4WDDiesel of cylinder <1500cc, CKD	-	3 000	-	6 500
87033222	Sedan, diesel of cylinder 1,800 < cc <=2,000, CKD	-	1 513	-	17 150
87033232	Other motor cars (Station Wagon&sport cars) of 4WDDiesel of cylinder 1,800 < cc <=2,000, CKD	2 000	8 000	10 468	37 559
87033261	Sedan, diesel of cylinder 1,500 < cc <=1,800, Not CKD	-	1 513	-	9 224
87033276	Oth motor car(Station Wagon&sport cars) of Not 4WDDiesel of cylinder > 2,000cc, Not CKD	-	146 126	-	1 851 463
87033321	Sedan, diesel of cylinder 2,500 < cc <= 3,000, CKD	-	2 420	-	9 142
87033340	Other, diesel of cylinder > 2,500cc, of 4WD, CKD	9 000	9 000	58 029	58 029
87033371	Other motor cars (Station Wagon&sport cars) of 4WDDiesel of cylinder 2,500 < cc <= 3,000, Not CKD	-	1 670	-	12 500
87033372	Other motor cars (Station Wagon&sport cars) of 4WDDiesel of cylinder > 3,000cc, Not CKD	-	2 815	-	10 714
87033390	Other, diesel of cylinder > 2,500cc	1 480	1 480	11 385	11 385
87034042	Hearses gasoline hybrid-eng can't be charged,1,000cc<cylinder capacity<=1,500cc,Not CKD	-	2 500	-	12 250
87034047	Hearses gasoline hybrid-eng can't be charged, cylinder capacity > 3,000cc, Not CKD	2 500	5 000	18 975	38 500
87034097	Vans gasoline hybrid-eng can't be charged,cylinder capacity >3,000cc,of 4WD, Not CKD	-	2 020	-	2 692
87035096	Vans of 4WD diesel hybrid-eng can't be charge,2,500<cc<=3,000, Not CKD	2 960	4 025	7 383	11 087
87041013	Motor vehicles for transport of good design for off-highway usewith g.v.w. < 5 t, CKD	-	22 463	-	108 844
87041014	Motor vehicles for transport of good design for off-highway usewith 5 t < g.v.w. < 10 t, CKD	-	8 250	-	10 686
87041018	Motor vehicles for transport of good design for off-highway usewith g.v.w. > 45 t, CKD	-	426 660	-	362 500
87041031	Motor vehicles for transport of good design for off-highway usewith g.v.w. < 5 t, not CKD	13 000	41 000	83 770	308 652
87041035	Motor vehicles for transport of good design for off-highway usewith 24 t < g.v.w. < 38 t, not CKD	-	99 432	-	299 352
87042119	Motor vehicles for transport of good, diesel, g.v.w <= 5 tother refrigerated lorries (trucks), CKD	29 500	76 995	138 672	367 705
87042129	Motor vehicles for transport of good, diesel, g.v.w <= 5 tother lorries (trucks), not CKD	5 900	9 568	53 300	78 945
87042229	Motor vehicles for transport of good, diesel, 5 t< g.v.w<= 6 tother lorries (trucks), not CKD	132 095	1 481 438	348 253	7 158 303
87042239	Motor vehicles for transport of good,diesel, 6 t< g.v.w<= 20 tother refrigerated lorries (trucks), CKD	-	6	-	35
87042251	Oth Motor vehicles for transport of good,dieselwith 6 t < g.v.w <= 10 t not CKD	9 540	11 895	91 296	113 640
87042259	Oth Motor vehicles for transport of good,dieselother g.v.w, not CKD	449 249	1 104 714	3 131 580	7 538 480
87042329	Motor vhcl for transport of good,diesel,20 t< g.v.w<= 24 tother lorries (trucks), not CKD	-	8 100	-	56 460
87042369	Motor vhcl for transport of good,diesel,24 t< g.v.w<= 45 tother lorries (trucks), not CKD	-	21 100	-	165 000
87043129	Motor vhcl for transport of goods, gasolin, g.v.w <= 5 tother lorries (trucks), not CKD	568 160	2 164 755	4 925 366	18 695 006
87043283	Motor vhcl for transport of good,gasln, 24 t < g.v.w <= 45ttanker vehicles; bulk-cement lorries (trucks), not CKD	18 375	18 375	122 900	122 900
87043299	Motor vhcl for transport of goods, gasolin, g.v.w > 45 tother lorries (trucks), not CKD	-	2 420	-	17 042
87049091	Oth motor vhcl for the transport of goodswith g.v.w. <= 5 t, not CKD	46 272	115 680	306 849	752 867
87049092	Oth motor vhcl for the transport of goodswith 5 t < g.v.w. <= 10 t, not CKD	-	3 810	-	18 205
87049095	Oth motor vhcl for the transport of goodswith g.v.w. > 45 t	-	11 000	-	49 800
87051000	Special purpose motor vhcl, not design for person & goodcrane lorries	-	1	-	92
87053000	Special purpose motor vhcl, not design for person & goodfire fighting vehicles	16 000	35 850	459 143	805 069
87059090	Oth special purpose motor vhcl,not design for person & goodother special vhcl	3 000	101 000	18 630	906 648

Tabel 3 : Ekspor Indonesia menurut Komoditi (Kode HS 8 digit)

Mei 2019

Kode H S	Uraian golongan barang	Berat bersih (Kg)		Nilai F.O.B. (U S \$)	
		Bulan ini	Kumulatif	Bulan ini	Kumulatif
(1)	(2)	(3)	(4)	(5)	(6)
87060022	Chassis fitted with engines for vhcl of heading 8702other, for vehicles with g.v.w. <= 24 t	4 700	7 050	44 971	64 291
87060033	Chassis fitted with engines for vhcl of heading 8703for motor car (incl stat wagon & sport car,but not incl van)	-	1 868	-	13 800
87071090	Bodies (incl cabs), for the motor vhcl of heading 8703for other vhcl	30 535	145 914	276 857	850 943
87079029	Bodies (incl cabs), for oth the motor vhcl of heading 8702for oth motor car (incl limo but not incl coach,bus/van)	850	850	5 194	5 194
87079090	Bodies (incl cabs), for oth the motor vhcl of heading 8704 oth driver's cabin for dumpers designed for off-highway use	188 000	374 795	1 135 409	2 157 234
87081010	Bumper/parts and acc motor vhcl of heading 8701 to 8705for vehicles of heading 8701	131	422	1 475	15 233
87081090	Bumper/parts and acc motor vhcl of heading 8701 to 8705for other vehicles of heading 8701	171 726	802 730	2 381 897	8 959 536
87082100	Safety seat belts motor vhcl of heading 8701 to 8705	48 929	171 342	474 908	1 624 286
87082911	Components of door trim assemblies for vehicles of heading 8701	-	236 171	-	2 254 681
87082915	Components of door trim assemblies, door armrests for vehicles of heading 8703	79 467	517 900	660 018	3 569 262
87082916	Components of door trim assemblies, for other vehicles of heading 8701	321 824	1 181 046	3 027 339	10 879 360
87082917	Components of door trim assemblies, for vehicles of subheading 8704.10	-	546	-	116
87082918	Components of door trim assemblies, for vhcl of heading 8702 or oth vhcl of heading 8704	18	18	160	160
87082919	Components of door trim assemblies, for other vhcl of heading 87.02 or oth vhcl of heading 8704	61 630	216 252	397 093	1 565 326
87082920	Parts of safety seat belts	32 136	119 233	177 850	641 874
87082993	Interior trim fittings, mudguardsfor vehicles of heading 8703	538 915	2 079 787	3 792 338	13 882 928
87082995	Other interior trim fittings, mudguardsfor vehicles of heading 8703	1 901 200	7 143 711	10 552 648	40 505 499
87082996	Interior trim fittings; mudguardsfor vehicles of heading 8702 or 8704	1 234	3 082	10 637	21 990
87082998	Other interior trim fittings, mudguardsfor vehicles of heading 8702 or 8704	-	7 648	-	62 153
87082999	Other interior trim fittings, mudguards	1 500 153	6 859 619	9 347 804	40 210 503
87083010	Brakes and servo-brakes; parts thereof for vehicles of heading 8701	72	5 967	1 440	31 453
87083021	Brake drums, brake discs or brake pipes for vehicles of heading 8703	668 413	4 657 263	2 622 056	18 332 208
87083029	Other brake drums, brake discs or brake pipes for vehicles of heading 8703	47 802	482 019	726 958	3 595 543
87083030	Brake drums, brake discs or brake pipes for vehicles of heading 8702 or 8704	-	19 490	-	24 636
87083090	Other brake drums, brake discs or brake pipes for vehicles of heading 8702 or 8704	328 322	1 838 094	705 793	3 925 970
87084011	Gear boxes, unassembled for vehicles of heading 8703	272 530	1 479 372	1 864 042	11 574 588
87084013	Gear boxes, unassembled for vehicles of heading 8704 or 8705	49 984	393 353	10 350	108 138
87084014	Gear boxes, unassembled for vehicles of heading 8701	-	20	-	10
87084019	Other gear boxes, unassembled	42 993	173 755	472 760	2 399 938
87084026	Gear boxes, assembled for vehicles of heading 8703	1 524 463	5 474 926	26 460 722	96 185 740
87084027	Gear boxes, assembled for vehicles of heading 87.04 or 87.05	-	279	-	343
87084029	Other gear boxes, assembled	69	1 552	475	4 332
87084091	Parts for vehicles of heading 8701	-	12 614	-	199 828
87084092	Parts for vehicles of heading 8703	495 538	1 831 231	1 845 391	6 866 606
87084099	Other parts	283 950	1 379 206	2 147 146	9 569 660
87085011	Drive axl with differential, w/ or w/o transmission compunassembled for vhcl of heading 8703	3 532	26 822	30 499	154 191
87085013	Drive axl with differential, w/ or w/o transmission compunassembled for vhcl of heading 8704 or 8705	30	30	30	30
87085019	Drive axl with differential, w/ or w/o transmission compother unassembled	20 762	55 880	40 680	114 683
87085025	Drive axl with differential, w/ or w/o transmission compansambled for vehicles of heading 8701	-	36	-	200

Tabel 3 : Ekspor Indonesia menurut Komoditi (Kode HS 8 digit)

Mei 2019

Kode H S	Uraian golongan barang	Berat bersih (Kg)		Nilai F.O.B. (U S \$)	
		Bulan ini	Kumulatif	Bulan ini	Kumulatif
(1)	(2)	(3)	(4)	(5)	(6)
87085026	Drive axl with differential, w/ or w/o transmission compansambled for vehicles of heading 8703	1 075 118	4 121 444	13 519 651	53 470 411
87085027	Drive axl with differential, w/ or w/o transmission compansambled for vehicles of heading 8704 or 8705	-	57	-	750
87085029	Drive axl with differential, w/ or w/o transmission compother ansambled	447 173	1 837 466	2 735 344	11 345 229
87085091	Crown wheels and pinionspart for vhcl of heading 8701	8 744	70 640	45 483	376 785
87085092	Other crown wheels and pinionspart for vhcl of heading 8702	4 099	19 527	23 610	114 046
87085095	Other crown wheels and pinions part for vehicles of heading 8703	4 881	20 447	20 465	85 143
87085099	Other crown wheels and pinions part for other vehicles	43 904	254 938	222 634	1 294 646
87087016	Hub-caps for vehicles of heading 8703	16 176	73 194	89 505	359 601
87087018	Hub-caps for other vehicles of heading 8702 or 8704	-	97	-	84
87087019	Other Hub-capsfor other vehicles of heading 8702 or 8704	525 783	2 342 058	2 908 126	13 103 925
87087022	Wheels fitted with tyres for vehicles of heading 8703	-	934	-	478
87087031	Wheels not fitted with tyres for vhcl of heading 8701	3 564	35 781	11 379	111 473
87087032	Wheels not fitted with tyres for vhcl of heading 8703	4 670 254	23 021 504	20 313 513	102 365 134
87087039	Other wheels not fitted with tyres	1 065	10 412	3 445	4 249
87087096	Other road wheels and parts and accessories thereof for vehicles of heading 87.02 or 87.04	427	2 369	1 387	10 368
87087097	Other road wheels and parts and accessories thereof for vhcl of heading 8701	482	1 615	13 260	42 491
87087099	Other road wheels and parts and accessories thereof for vhcl of other heading	136 081	660 137	510 088	2 345 132
87088015	Suspension systems (including shock-absorbers)for vhcl of heading 8701	1 380	5 541	7 555	32 339
87088016	Suspension systems (including shock-absorbers)for vhcl of heading 8703	125 401	652 761	799 365	4 229 347
87088017	Suspension systems (including shock-absorbers)for vehicles of subheading 8704.10 or heading 87.05	10	8 497	10	83 650
87088019	Other suspension systems (including shock-absorbers)	286 483	1 431 582	613 352	3 115 865
87088092	Part of suspension systems (including shock-absorbers)for vhcl of heading 8703	141 613	440 889	516 193	1 608 993
87088099	Part of suspension systems (including shock-absorbers)for vhcl of other heading	66 647	330 626	311 281	1 396 370
87089115	Radiators for vhcl of heading 8701	-	0	-	29
87089116	Radiators for vhcl of heading 8703	212 040	947 656	2 337 946	10 577 700
87089117	Radiators for vhcl of heading 8702 or 8704for vhcl of subheading 8704.10	0	181	1	5 741
87089118	Other radiators for vhcl of heading 8702 or 8705for vhcl of subheading 8704.10	1 699	8 440	36 239	201 725
87089119	Other radiators for vhcl of heading 8702 or 8705	34 816	185 346	238 677	1 165 853
87089191	Part of radiators for vehicles of heading 8701	0	0	62	62
87089193	Part of radiators drain plugs, for vehicles of heading 8703	270	545	3 802	7 752
87089194	Part of radiators for vhcl of heading 8702/8704drain plugs (excluding subheading 8704.10)	-	80	-	1 098
87089195	Other part of radiators for vehicles of heading 8703	3 656	6 945	80 123	172 162
87089199	Other part of radiators	338 703	1 957 046	4 189 373	23 667 235
87089210	Silencers (mufflers) and exhaust pipes, parts thereof for vehicles of heading 87.01	-	376	-	379
87089220	Silencers (mufflers) and exhaust pipes, parts thereof for vehicles of heading 87.03	15 752	101 475	396 084	3 127 651
87089251	Silencers (mufflers) and exhaust pipesfor vehicles of subheading 8704.10 :	250	779	17 125	24 900
87089252	Part of silencers (mufflers) and exhaust pipesfor vehicles of subheading 8704.10 :	23	291	157	7 585
87089261	Silencers (mufflers) and exhaust pipesfor vhcl of heading 87.02 or other vhcl of heading 8704	3 252	3 910	34 946	38 893
87089262	Part of silencers (mufflers) and exhaust pipesfor vhcl of heading 87.02 or other vhcl of heading 8705	15 018	47 505	106 094	566 837
87089290	Other part of silencers (mufflers) and exhaust pipes	20 470	94 706	231 181	1 156 548
87089350	Clutches and parts thereof for vehicles of heading 87.01	620	620	3 708	3 708
87089360	Clutches and parts thereof for vehicles of heading 8703	862 519	3 985 346	6 013 549	27 830 590
87089370	Clutches and parts thereof for vehicles of heading 8704 or 8705	232 281	878 289	1 547 259	5 972 338
87089390	Other clutches and parts thereof	125 675	683 433	782 121	4 068 947

Tabel 3 : Ekspor Indonesia menurut Komoditi (Kode HS 8 digit)

Mei 2019

Kode H S	Uraian golongan barang	Berat bersih (Kg)		Nilai F.O.B. (U S \$)	
		Bulan ini	Kumulatif	Bulan ini	Kumulatif
(1)	(2)	(3)	(4)	(5)	(6)
87089411	Steering wheels, steering columns & boxes, parts thereof for vehicles of heading 8701	-	153	-	78
87089419	Oth steering wheel, steering columns & boxes, part thereof	68	79	1 432	3 498
87089494	Other steering wheels with airbag assemblies for vehicles of heading 8701	63	63	860	860
87089495	Other steering wheels with airbag assemblies for vehicles of heading 8703	318 246	1 224 499	2 558 265	8 861 202
87089499	Other steering wheels with airbag assemblies	328 877	1 465 025	1 712 760	8 486 769
87089510	Safety airbags with inflater system	17 228	56 053	178 489	595 982
87089590	Part of safety airbags with inflater system	30 300	170 905	696 714	4 129 104
87089911	Unassembled fuel tanks; engine brackets, part & accessories of motor vhcl for vhcl heading 87.01	96 068	546 442	438 441	2 679 680
87089919	Other unassembled fuel tanks; engine brackets, part & accessories of motor vhcl for vhcl heading 87.01	40 626	221 121	223 645	1 249 499
87089921	Fuel tanks for vehicles of heading 87.02, 87.03 or 87.04 :	5 356	42 734	61 801	391 433
87089924	Lower half of the fuel tank; fuel caps; filler pipes, filler hose assembly for vhcl of heading 8702, 8703/8704	34	277	1 588	5 180
87089925	Other parts of fuel tanks	13 220	45 584	148 399	602 494
87089930	Accelerator, brake or clutch pedals	10 808	48 710	121 609	675 976
87089940	Battery carriers or trays and brackets therefor	1 180	11 546	3 311	9 676
87089950	Radiator shrouds	2	7	27	144
87089961	Chassis frames or parts thereof :for vehicles of heading 87.02	1 866	1 957	13 369	15 758
87089962	Chassis frames or parts thereof :for vehicles of heading 87.03	4 989	24 187	17 590	102 143
87089963	Chassis frames or parts thereof :for vehicles of heading 87.04	40 970	196 581	104 860	506 329
87089970	Engine brackets	1 266 404	4 984 937	7 122 800	26 760 883
87089980	Other chassis frames or parts thereof :	2 272 818	8 885 151	17 833 819	73 281 425
87089991	Unassembled fuel tanks; engine bracketsfor vehicles of other than heading 87.03	8 484	136 496	184 142	1 123 058
87089999	Other unassembled fuel tanks; engine bracketsfor vehicles of other than heading 87.03	2 033 436	9 117 882	14 823 552	66 581 080
87091900	Vehicles; self-propelled, used for short distance transport of goods in factories/airports & such, & tractors of the type used on railway station platforms	-	30 000	-	52 137
87099000	Part of electrical works trucks, self propelled, not fittedw/ lifting equipment, of type used in factories, warehouses	6 686	115 686	43 199	811 553
87100000	Tanks and other armoured fighting vehicles, motorised,whether or not fitted w/ weapons, and parts of such vhcl	-	1 104	-	6 788
87111012	Gasoline mopeds and motorised bicycles, with cc < 50 CKD	-	443	-	2 494
87111014	Gasoline powered kick scooters; pocket motorcyclesCKD	-	150	-	1 704
87111015	Other gasoline motorcycles and motor scootersCKD	36 960	47 841	560 000	610 117
87111019	Other gasoline motorcycles CKD	63 239	83 560	868 904	1 071 596
87111095	Other gasoline motorcycles and motor scooters not CKD	4 103	77 825	27 909	415 236
87111099	Other gasoline motorcycles not CKD	150	2 994	2 174	21 067
87112011	Gasoline motocross motorcycles with 50 < cc 250CKD	26 281	47 228	359 462	707 889
87112012	Gasoline moped & motorised bicycles with 50 < cc 250CKD	884 015	5 269 108	8 456 995	51 244 303
87112013	Gasoline pocket motorcycles with 50 < cc 251CKD	-	334	-	2 486
87112014	Other motorcycles (with or without side-cars) incl scooterswith 150 < cc < 200, CKD	86 844	214 426	1 027 646	2 781 770
87112015	Other motorcycles (with or without side-cars) incl scooterswith 200 < cc < 250, CKD	28 338	122 051	323 218	1 556 611
87112016	Other motorcycles (with or without side-cars) incl scooterswith other cc	262 017	1 177 171	1 433 420	6 247 121
87112019	Other motorcycles, CKD	781 276	3 521 074	7 965 703	32 848 584
87112091	Motocross motorcyclesnot CKD	229 106	1 092 217	2 709 679	12 783 730
87112092	Mopeds and motorised bicycles not CKD	9 227	595 887	126 378	11 008 404
87112094	Other motorcycles (w/ or without side-cars) incl scooters with 150 < cc < 200, not CKD	1 946 396	11 383 568	23 213 790	133 140 796
87112095	Other motorcycles (w/ or without side-cars) incl scooters with 200 < cc < 250, not CKD	161 596	909 688	2 577 688	13 548 713
87112096	Other motorcycles (w/ or without side-cars) incl scooters with other cc, not CKD	5 835 332	24 707 904	59 643 635	240 411 234
87112099	Other motorcycles not CKD	-	115	-	2 877
87113019	Motocross motorcycles, not CKD	400	500	1 200	2 200

Tabel 3 : Ekspor Indonesia menurut Komoditi (Kode HS 8 digit)

Mei 2019

Kode H S	Uraian golongan barang	Berat bersih (Kg)		Nilai F.O.B. (U S \$)	
		Bulan ini	Kumulatif	Bulan ini	Kumulatif
(1)	(2)	(3)	(4)	(5)	(6)
87113090	Other motocross motorcycles, not CKD	678 436	3 232 951	8 610 273	42 546 978
87114019	Gasoline motocross motorcycles, not CKDwith 500 < cc < 800	300	300	15 000	15 000
87115090	Gasoline motocross motorcycles, CKDwith cc > 800	-	4 088	-	186 258
87116013	Other motorcycles with electric motor for propulsion, CKD	-	100	-	700
87116091	Bicycles with electric motor for propulsion, not CKD	7 561	8 088	194 532	200 832
87116093	Other motorcycles with electric motor for propulsion,not CKD	-	2 468	-	17 672
87119040	Side-cars	-	750	-	4 900
87119090	Other motorcycles with/without side cars, not CKD	8 204	146 493	100 354	1 267 873
87120010	Racing bicycles not motorised.	10 917	43 058	317 465	1 130 692
87120020	Bicycles designed to be ridden by children not motorised.	2 100	50 313	24 737	565 179
87120030	Other bicycles not motorised.	577 410	2 788 118	7 798 526	37 475 743
87120090	Other cycles (incl delivery tricycles), not motorised.	8 840	222 760	79 383	701 147
87141010	Saddles of motorcycles (incl mopeds)	3 211	44 881	3 725	187 096
87141020	Spokes & nipples of motorcycles (incl mopeds)	12 950	14 335	28 900	31 966
87141030	Frame& fork incl telescopic fork, rear suspens&part thereof of motorcycles (incl mopeds)	141 921	634 889	866 476	3 738 233
87141040	Gearing, gearbox, clutch&oth transmission equipment & part thereof of motorcycles (incl mopeds)	125 806	505 610	1 363 632	5 768 880
87141050	Wheel rims of motorcycles (including mopeds) :	28 578	232 739	239 472	1 603 471
87141060	Brakes and parts thereof of motorcycles (incl mopeds)	185 704	987 765	2 039 979	9 600 222
87141070	Silencer (muffler) & parts thereof of motorcycl(incl moped)	20 187	61 444	312 355	868 742
87141090	Other of motorcycles (including mopeds)	5 042 794	20 125 098	62 087 498	252 092 003
87142019	Castor wheel of carr for disabled person of a dia/incl.tyreOth.>=100mm but<=250mm the width wheel/ tyre fitted is>=30mm	61 813	383 332	744 985	4 604 082
87142090	Other Castor wheel of carriages for disabled person	524	8 171	24 033	69 671
87149110	Frames and forks, and parts thereof for bicycle of bicycles desined to be ridden by children	-	852	-	3 228
87149191	Parts for other forks for bicycles desined to be riddenby children	-	91	-	4 522
87149199	Other parts for other forks for bicycles desined to be by children	11 996	19 963	30 488	267 512
87149210	Wheel rims and spokes for bicyle desined to be by children	1 315	21 706	23 702	212 362
87149290	Oth. wheel rims and spokes for bicyle of heading 8712.00.20	30 526	89 909	96 710	298 483
87149310	Hubs-oth than coaster braking hubs&hub brakes, & free-wheelsprocket-wheels for bicycles desined to be by children	0	31 860	19	76 758
87149390	Other hubs-oth than coaster braking hubs&hub brake, & free-wheel sprocket-wheels for bicycles desined to be by children	168 707	459 990	1 435 316	3 984 923
87149410	Brakes, incl.coaster braking hubs& hub brake,&part thereof For bicycles desined to be by children	-	4 128	-	12 052
87149490	Oth.Brakes, incl.coaster braking hubs& hub brake,&part thereof for bicycles desined to be by children	31 693	53 652	233 732	474 672
87149510	Saddles for bicycles desined to be by children	4 263	27 020	17 855	104 512
87149590	Other saddles for bicycles desined to be by children	-	24	-	420
87149610	Pedals and crank-gear, and parts thereof for bicycles desined to be by children	132 838	682 286	442 620	2 368 529
87149690	Oth.pedals & crank-gear, and parts thereof for bicycles ofsubheading 8712.00.20	1	762	12	2 787
87149911	Handle bar, pillar, mudguard, reflector, carr, control cabl,lamp or bracket lugsoth.acc.for bicycl of subhead 87120020	986	9 087	5 275	39 160
87149912	Chain wheels and cranks; other parts for bicycles of heading8712.00.20	1 800	29 768	1 287	16 522
87149991	Oth handle bar, pillar, mudguard, reflector, carr, controlcabl,lamp/bracket lugsoth.acc.for bicycl of subhead 87120020	180 871	655 240	569 252	2 359 863
87149994	Chain wheels and cranks; other parts for bicyles desined to be by children	1 091 287	2 565 653	9 404 641	22 313 873
87150000	Baby carriages and parts thereof.	436	3 932	521	11 243
87161000	Trailer&semitrailer of the caravan type for housing/camping	-	4 100	-	21 649
87163991	Agricultural trailers and semi-trailers having a carryingcapacity (payload) exceeding 200 t	-	389 000	-	696 891

Tabel 3 : Ekspor Indonesia menurut Komoditi (Kode HS 8 digit)

Mei 2019

Kode H S	Uraian golongan barang	Berat bersih (Kg)		Nilai F.O.B. (U S \$)	
		Bulan ini	Kumulatif	Bulan ini	Kumulatif
(1)	(2)	(3)	(4)	(5)	(6)
87163999	Agricultural trailers & semi-trailers not having a carrying capacity (payload) exceeding 200 t	56 000	170 458	74 342	91 684
87164000	Trailers and semi-trailers; n.e.c. in item no. 8716.3	-	150	-	961
87168010	Cart & wagon, sack truck, hand trolley & sim hand-propelled vehicle of a kind used in fact/workshop, except wheelbarrow	37	1 724	74	14 167
87168020	Wheelbarrows	51 574	202 368	73 694	287 043
87168090	Other wheelbarrows	1 048	7 742	36 992	75 352
87169019	Parts for trailer and semitrailers not-to goods of subheading 8716.20	21 501	98 395	26 256	215 576
87169022	Castor wheel not a dia/incl tyre>100,<=250mm width of wheelor tyre is>30mm for vehicles of subheading 87168010/87168020	-	16 112	-	3 577
87169023	Other, for goods of carts & wagons, sack trucks, hand trolleys & similar, except wheelbarrows	-	1 877	-	300
87169024	Other, for goods of wheelbarrows	-	24 358	-	33 778
87169095	Castor wheel a dia/incl tyre>100,but<=250mm width of wheelor tyre fitted thereto is>30mm for other vehicles	45	337	828	5 587
87169096	Other castor wheels	1 267	2 477	711	1 230
87169099	Oth trailer and semi-trailers n.e.c. in heading 87.16	2 989	16 933	3 070	92 186
88010000	Balloons and dirigibles; gliders, hang gliders and oth non-powered aircraft.	500	3 350	3 276	22 548
88022090	Aeroplane of an unladenweight > 2,000 kg	-	1 200	-	328 340
88023010	Aeroplane of an unladenweight >2,000 kg and <= 15,000 kg	-	22 670	-	1 000
88024010	Aeroplanes of an unladenweight > 15,000 kg	-	28 900	-	104 000
88031000	Propellers, rotors, parts thereofheading 8801 or 8802	726	11 697	18 480	72 199
88032000	Under-carriages, parts thereofheading 8801 or 8802	1 742	14 839	48 300	340 456
88033000	Aircraft and spacecraft; parts of aeroplanes or helicopters n.e.c. in heading no. 8803	32 514	135 554	5 598 290	30 349 069
88039010	Parts of telecommunication satellites	-	160	-	1 097
88039090	Other parts of goods of heading 8801 or 8802	339	36 112	52 604	172 978
88040090	Oth parachutes (incl dirigible parachut,paragliders) androtochutes; parts thereof and accessories thereto.	-	406	-	22 522
88051000	Aircraft launching gear, part thereof,deck arrestor/similar gear&part thereof	-	1 151	-	121 830
89011010	Cruise ships,excursion boats,ferry-boats of all kinds ofa gross tonnage <= 26	-	23 750	-	403 520
89011020	Cruise ships,excursion boats,ferry-boats of all kinds ofa gross tonnage >26 but<=500	99 000	685 280	922 920	5 836 574
89011060	Cruise ships,excursion boats,ferry-boats of all kinds ofa gross tonnage >500 but<=1.000	-	3 660 000	-	2 361 715
89019012	Other vessels,for transport. not motorised of a grosstonnage > 26 but <= 500	-	638 000	-	611 514
89019014	Other vessels,for transport. not motorised of a grosstonnage > 500	1 442	11 511 901	425 000	7 705 168
89019031	Other vessels,for transport motorised of a gross tonnage<= 26	13 000	186 500	229 818	1 088 760
89019032	Other vessels,for transport motorised of a gross tonnage> 26 but <= 500	-	489 920	-	9 947 595
89019034	Other vessels,for transport motorised of a gross tonnage> 1.000 but <= 4,000	-	384 000	-	265 000
89019036	Other vessels,for transport motorised of a gross tonnage> 5.000 but <= 50,000	2 579 000	11 380 000	1 000 000	8 150 000
89019037	Other vessels,for transport motorised of a gross tonnage> 50,000	248 000	248 084	241 500	248 964
89020035	Fishing vessels of a gross tonnage >250 but <= 1,000	-	2 312 000	-	1 130 000
89031000	Yachts&oth vessels for pleasure/sports rowing boats&canoesinflatable	18 698	110 856	174 868	1 070 163
89039100	Sailboats, with/without auxiliary motor, not inflatable	2 990	7 261	42 880	119 104
89039900	Yachts and other vessels; for pleasure or sports, rowing boats and canoes, n.e.c. in heading no. 8903, other than inflatable	2 781	14 270	33 193	155 221
89040039	Tugs and pusher craft, power > 4000 hp of gross tonnage <= 26 ton	-	1 181 198	-	955 266
89052000	Floating or submersible drilling or production platforms	-	412	-	185
89059090	Oth vessels the navigability of which issubsidiary to their main function	-	4 686	-	1 994

Tabel 3 : Ekspor Indonesia menurut Komoditi (Kode HS 8 digit)

Mei 2019

Kode H S	Uraian golongan barang	Berat bersih (Kg)		Nilai F.O.B. (U S \$)	
		Bulan ini	Kumulatif	Bulan ini	Kumulatif
(1)	(2)	(3)	(4)	(5)	(6)
89069090	Lifeboats oth than rowing boats, oth vessels of displacement > 300 t	-	4 098	-	223 392
89071000	Floating structures, inflatable rafts	-	5 431	-	91 074
89079010	Buoys	4 090	27 799	12 245	44 623
89079090	Other floating structures	26 645	62 456	51 537	223 515
90011010	Optical fibres ,optical fibre bundles&cables for telecom &oth electrical use	-	17 537	-	1 789 219
90011090	Optical fibres, optical fibre bundle&cable for oth than telecom and electrical purpose	221	927	8 438	8 523
90012000	Sheets and plates of polarising material	-	4	-	65
90013000	Contact lenses	27 810	155 496	5 481 731	29 848 440
90014000	Spectacle lenses of glass	1 405	7 777	101 145	516 801
90015000	Spectacle lenses of other materials	152 520	946 579	3 778 020	20 977 237
90019010	Prisms, mirror & oth optical elements for photograph or cinematographic cameras / projectors	-	1	-	803
90019090	Prisms, mirror & oth optical elements not for photograph or cinematographic cameras / projectors	59	316	425	39 991
90021100	Objective lenses for cameras, projectors or photographic enlargers or reducers	3 760	12 780	1 135 121	3 926 473
90021900	Objective lenses not for cameras, projectors or photographic enlargers or reducers	115	246	28 898	65 064
90022020	Filters for cinematographic cameras, photographic cameras & other projectors	368	368	96 238	96 238
90022090	Filters not for projectors, cameras, cinematographic, and photographic	43	80	9 936	20 071
90029030	Oth optical element oth than objective lens and filter for photographic cameras and other projectors	14 176	68 323	3 753 646	17 579 728
90029090	Oth optical element oth than objective lens&filter not for cinematographic projectors, photographic camera&oth projector	19	458	3 808	35 470
90031100	Frames & mountings for spectacles, goggles of plastics	-	1	-	9
90031900	Frames & mountings for spectacles, goggles oth than plastics	790	1 218	263 449	367 647
90039000	Parts of frame & mounting for spectacles, goggles the like & parts thereof.	116	483	51 899	214 880
90041000	Sunglasses	382	1 709	14 459	40 122
90049010	Corrective spectacles	8	82	2 311	18 774
90049050	Protective goggles	-	29	-	181
90049090	Spectacles & the like excl corrective, protective goggles	66	937	1 565	20 477
90051000	Binoculars	-	14	-	146
90058090	Monoculars & oth optical telescopes excl instrument for radioastronomy	1	329	123	1 115
90059090	Parts&accessories (include mountings)for oth optical telescopes	-	7	-	197
90063000	Cameras specially design for under water use for aerial survey, medical/surgical, comparison cameras	247	550	84	115 221
90064000	Instant print cameras	5 323	19 341	425 579	1 690 889
90065100	Cameras, photographic (excluding cinematographic); with a through-the-lens viewfinder, single lens reflex (SLR), for a roll film of a width not exceeding 35mm	-	31	-	6 258
90066900	Photographic flashbulbs apparatus	5	13	5 486	12 809
90069130	Other, for cameras of subheadings 9006.40 to 9006.53	-	28	-	400
90069190	Other parts and accessories for cameras	67	1 973	13 941	59 795
90069990	Parts & accessories for flashbulbs apparatus	-	18	-	10 543
90071000	Cinematographic cameras whether or not w/ sound recording apparatus	103	137	109 069	112 537
90072090	Cinematographic projectors for film >= 16 mm in width	1 600	2 354	17 896	28 058
90079100	Part & accessories of cinematographic cameras whether or not w/ sound recording apparatus	28	55	34 353	50 439
90079200	Parts and accessories for projectors	156	190	827	1 276
90085090	Projector, enlarger&reducers oth than microfilm, microfiche, microform whether/not capable of producing copies	99	99	8 581	8 691
90089090	Part&accessories for image projector other of photographic, enlarge & reducers	101	745	3 219	14 047
90101000	Apparatus & equipment for automatically develop/expose photographic/ incl cinematographic film/paper ins roll	-	1	-	7

Tabel 3 : Ekspor Indonesia menurut Komoditi (Kode HS 8 digit)

Mei 2019

Kode H S	Uraian golongan barang	Berat bersih (Kg)		Nilai F.O.B. (U S \$)	
		Bulan ini	Kumulatif	Bulan ini	Kumulatif
(1)	(2)	(3)	(4)	(5)	(6)
90105020	Cinematographic editing&tinting equipment,negatoscopesfor X-ray contact exposure unit used , Automatic plate maker	-	4	-	142
90106090	Projection screens < 300 inches	124	139	984	1 009
90109090	Parts&acc of oth apparatus&equipment for photographics laboratories	9 153	9 154	80 179	80 180
90112000	Microscopes, compound optical; for photomicrography, cinephotomicrography or microprojection	18	153	6 069	39 859
90118000	Microscopes, compound optical; (other than stereoscopic and microscopes for photomicrography, cinephotomicrography or microprojection)	55	127	156 392	156 730
90121000	Microscopes oth than optical microscope diffractionapparatus	-	63	-	1 081
90129000	Parts&acc for microscope oth than optical microscope	2	2	852	852
90132000	Lasers, other than laser diodes	-	50	-	955
90138010	Optical error verification&repair apparatus for PCB/PWB&PCA	14	95	1 254	12 872
90138020	Liquid crystal devices	331	428	8 638	10 107
90138090	Other devices, appliances&instruments of oth optical appliances	0	3	1	186
90139090	Parts & acc of oth than goods of lasers,liquid crystal,oth device optical	43	68	2 000	5 770
90141000	Direction finding compasses	23	54	3 630	10 817
90142000	Instrum&appliances for aeronautical/space navigation (other than compasses)	-	15	-	10 285
90148011	Sonar or echo sounder of a kind used on ships	11	11	179	179
90148019	Oth navigation instrument&appl of used onship work with an automatic data process mach	7	585	12 700	20 825
90148090	Other navigation instrument&appliances of oth used on ships	1 588	9 975	88 691	535 415
90149090	Parts & acc of other navigation instruments & appliances	1	231	160	1 760
90151010	Rangefinders of used in photography or cinematography	22	22	219	219
90151090	Rangefinders oth of used inphotography or cinematography	-	2 390	-	1 511 422
90152000	Theodolites & tachymeters (tacheometers)	26	52	100	3 629
90153000	Levels (measuring higher of ground)	3 587	3 752	235 329	243 348
90154000	Photogrammetrical surveying instrumentsand appliances	-	9	-	15
90158010	Radio sonde and radio wind apparatus	-	301	-	1 316
90158090	Other instruments&appliances oth than radio sonde and radio wind apparatus	853	14 741	9 348	157 589
90159000	Parts & accessories of surveying instruments & appliances	1 239	17 097	57 041	1 080 789
90160000	Balances of a sensitivity of 5 cg or better,with/without weights	75	98	20	7 422
90171090	Drafting tables & mach,whether/not automatic oth plotters,	-	10	-	366
90172010	Rulers,drawing,marking out,or mathematical calculating instruments	476	774	32	23 070
90172090	Oth drawing,marking-out/mathematical calculating instrument	-	976	-	10 806
90173000	Micrometers, callipers and gauges	872	7 704	46 155	290 075
90178000	Mathematical instruments and equipment; n.e.c. in heading no. 9017	769	2 964	60 700	228 786
90179090	Parts & acc of oth instruments for measuring length for use in the hand	3	184	597	1 659
90181100	Electro-cardiographs,used in medical	9	1 303	404	35 963
90181200	Ultrasonic scanning apparatus,used in medical	181	1 452	106 285	686 916
90181300	Magnetic resonance imaging apparatusused in medical	68	1 013	39 165	136 695
90181900	Medical, surgical instrmts&appliances; electro-diagnostic apparatus incl apparatus funct. exploratory exam/for checking physiological parameters, n.e.c. in item no. 9018.1	22 329	104 672	1 236 230	6 221 318
90183110	Disposable syringes, with or without needles	257 238	1 857 298	1 328 402	9 323 263
90183190	Syringes, with/without needles oth than disposable syringes	1	1	15	20
90183200	Tubular metal needles and needles for sutures	110	110	1 415	1 415
90183910	Catheters	10 747	24 033	164 214	319 202
90183990	Cannulae and the like	-	3 419	-	13 611
90184100	Dental drill engines,whether/not combined on a single base with oth dental equip	-	66	-	2 815
90184900	Dental instruments and appliances; other than dental drill engines	1 146	4 738	124 718	562 230
90185000	Ophthalmic instruments and appliances	725	912	74 654	190 799
90189020	Intravenous administration set	3 927	55 148	24 986	480 536

Tabel 3 : Ekspor Indonesia menurut Komoditi (Kode HS 8 digit)

Mei 2019

Kode H S	Uraian golongan barang	Berat bersih (Kg)		Nilai F.O.B. (U S \$)	
		Bulan ini	Kumulatif	Bulan ini	Kumulatif
(1)	(2)	(3)	(4)	(5)	(6)
90189030	Electronic instruments and appliances,used in medical	1 646	7 008	142 191	263 687
90189090	Other instruments and appliances,used in medical	1 056 595	3 633 998	9 959 314	35 949 073
90191010	Mechano-therapy appliances massage apparatus,psychological aptitude-testing apparatus	12 985	26 339	604 045	1 255 139
90191090	Mechano-therapy appliance massage,psychological aptitude-testing apparatus oth than electrically operated	-	874	-	10 881
90192000	Ozone therapy,oxygen therapy, aerosoltherapy, artificialrespiration/other therapeutic respiration apparatus	36 574	153 514	866 339	3 840 096
90200000	Breathing appliances&gas masks,excl protective masks having neither mechanical part nor replaceable filters	220	271	6 008	8 509
90211000	Orthopaedic or fracture appliances	-	3	-	496
90212100	Artificial teeth,orthopaedic or fracture appliances	2	267	183	10 545
90213100	Artificial joints,orthopaedic/fracture appliances	-	2 013	-	799 834
90213900	Artificial parts of the body; excluding artificial joints	1 315	2 989	397 202	778 251
90214000	Hearing aids, excluding partsand accessories	-	1	-	1
90219000	Appliances; worn, carried or implanted in the body, to compensate for a defect or disability	4 790	15 976	437 267	1 462 348
90221200	Computed tomography apparatus	-	4	-	510
90221300	X-ray app for dental uses	-	768	-	88 161
90221400	X-ray app for medical,surgical orveterinary uses	-	2 798	-	162 556
90221910	X-ray apparatus for the physical inspection of solderjoints on pcb/pwb assemblies	50	52	1 000	1 087
90221990	X-ray For radiografi or radiotherapy apparatus	326	536	10 000	28 757
90222100	Apparatus based on the use of alpha,beta/gamma radiations,for medicalsurgical,dental/veterinary uses	-	320	-	8 217
90223000	X-ray tubes	108	2 939	3 411	58 662
90229010	Parts&acc of x-ray apparatus for the physicalinspection of solder joints on pca	250	252	3 491	5 786
90229090	Part&acc oth of x-ray apparatus for the physicinspection of solder joints on pca	1 097	6 081	374 972	2 364 098
90230000	Instruments apparatus&model,for demonstrational purposes (in education/exhibitions)	3 724	23 199	114 600	489 297
90241010	Mach&appliances for testing metals,electrically operated	-	845	-	22 192
90241020	Mach&appliances for testing metals,not-electrically operated	1 800	1 810	2 500	3 680
90248010	Oth mach& appliances for electrically operated	1 380	1 569	6 682	27 554
90248020	Oth mach& appliances for not electrically operated	2	23	100	432
90249010	Parts&acc for electrically operated mach&appliances	58 815	60 615	19 734	166 122
90249020	Parts&acc for non-electrically operated mach&appliances	2	2	744	744
90251100	Thermometers&pyrometers,liquid filled,for direct reading	0	3	87	622
90251911	Thermometers&pyrometers,elect operated,temperature gauges for motor vehicles	1	13	8	213
90251919	Thermometers&pyrometers,elect operated,oth temperature gauges for motor vehicles	2 411	4 199	1 343 814	2 008 241
90251920	Thermometers&pyrometers not electrically operated	1 171	5 219	24 346	109 156
90258020	Oth instruments of oth than thermometers&pyrometers, electrically operated	24	137	2 204	27 481
90258030	Oth instruments of oth than thermometers&pyrometers, not electrically operated	3	95	472	2 345
90259010	Parts&acces of hidrometer,termometer/similar instrument, electrically operated	3	18	117	1 351
90259020	Parts&acces of hidrometer,termometer/similar instrument, non electrically operated	9	247	49 480	167 416
90261010	Level gauges for motor vehicles electrically operated	1 760	4 552	63 182	197 355
90261020	Level gauges for motor vehicles not electrically operated	2	34	844	15 238
90261030	Oth instrument & apparatus for measuring/check the flow/level of liquid, electrically operated	1 787	3 134	55 017	203 217
90261040	Oth instrument & apparatus for measuring/check the flow/level of liquid,not electrically operated	8	289	2 730	3 510
90262010	Presure gauges for motor vehicles,electrically operated	441	495	47 797	50 180
90262020	Presure gauges for motor vehicle, not electrically operated	4 344	20 879	129 703	834 503
90262030	Oth measuring/checking pressure instruments, electrically operated	668	7 504	67 900	338 503
90262040	Other measuring/checking pressure instruments,not electrically operated	2 690	9 049	283 479	659 121
90268010	Oth instruments/apparatus for measuring/checking the flow,level,pressure,electrically operated	1 368	7 490	172 091	1 236 826

Tabel 3 : Ekspor Indonesia menurut Komoditi (Kode HS 8 digit)

Mei 2019

Kode H S	Uraian golongan barang	Berat bersih (Kg)		Nilai F.O.B. (U S \$)	
		Bulan ini	Kumulatif	Bulan ini	Kumulatif
(1)	(2)	(3)	(4)	(5)	(6)
90268020	Oth instruments/apparatus for measuring/checking the flow,level,pressure, not electrically operated	881	3 300	3 053	13 872
90269010	Part&acc for electrically operated instrument&apparatus,measure/check the flow level,pressure	5 872	20 507	360 369	1 124 096
90269020	Part&acc for nonelectrically operated instrument&apparatus,measure/check the flow level,pressure	5 931	44 892	146 323	1 003 044
90271010	Gas/smoke analysis apparatus, electrically operated	431	548	47 578	81 185
90271020	Gas/smoke analysis apparatus, not electrically operated	13	761	2 500	77 506
90272010	Chromatographs&elektrophoresisinstruments, electrically operated	65	65	2 000	2 000
90273010	Spectro/spectrophotometers&spectrograph using optical radiation /UV, Visible, IR,electrically operated	124	592	28 722	59 911
90273020	Spectro/spectrophotometers&spectrograph using optical radiation/UV, Visible,IR,not electrically operated	4	2 195	96	32 082
90275010	Oth instrument&apparatus using optic radiations,(uv, visible, ir),electrically operated	1 283	7 244	284 477	1 256 415
90275020	Oth instrument&apparatus using optical radiations(uv, visible, IR),not electrically operated	1 310	1 341	1 035	6 790
90278010	Oth instruments&apparatus,exposure meters	389	2 086	76 038	165 332
90278030	Oth instruments&apparatus oth exposure meters,electricallyoperated	20 303	111 108	3 204 627	15 816 598
90278040	Oth instruments&apparatus oth exposure meters,not electrically operated	-	80	-	7 222
90279010	Parts&acc incl pca of head 9027,oth for gas/smoke analysis apparatusµtomes	-	156	-	98 320
90279091	Microtomes, electrically operated	-	1 972	-	16 083
90279099	Microtomes,not electrically operated	34 532	272 284	663 017	4 051 432
90281010	Gas meters of a kind mounted ingas containers	-	1	-	885
90281090	Other gas meters	-	16	-	5 089
90282020	Water meters	143 765	693 861	2 064 647	9 881 175
90282090	Liquid meters other than water meters.	10	598	11 956	37 129
90283010	Kilowatt hour meters(kwh)	75 206	197 055	5 867 946	15 116 471
90283090	Electricity meters other than kilowatt hour meters (kwh)	681	1 291	208 874	233 136
90289010	Part&accessories,water meter housingsor bodies	5 068	19 338	117 311	220 243
90289090	Part&accessories,oth water meter housings or bodies	13 159	86 390	657 465	2 003 405
90291090	Revolution counters, production counters, mileometers,pedometers and the like	2 078	11 017	215 130	1 019 229
90292010	Speedometer for motor vehicles	44 630	171 311	1 859 785	6 721 343
90292020	Tachometers for motor vehicles	1 331	5 369	18 048	80 013
90292090	Other speed indicators & tachometers, stroboscopes not for vehicle	2 784	13 735	215 884	964 814
90299010	Parts & accessories of revolution countesr & the like of goods of subheading 902910,stroboscopes of subheading 902920	13 423	50 570	115 673	442 631
90299020	Parts & accessories of revolution countesr & the like of other goods of subheading 902920	50 782	168 555	1 788 804	4 606 829
90301000	Instruments & apparatus for measuring/ detecting ionisingradiations	46	1 390	4 928	150 906
90302000	Oscilloscopes and oscillographs	26	94	5 961	45 923
90303100	Multimeters without a recording device	77	486	13 708	76 901
90303200	Multimeters with a recording device	40	130	19 317	34 238
90303310	Instrument&app for measuring/checking voltage, current,resist/power on PCB/PWB/PCA Other, w/o a recording device	47	358	9 151	106 299
90303320	Impedance-measuring apparatus design to visual/audiblewarning of electrostatic discharge condition	144	721	653	9 587
90303330	Ammeters and voltmeters for motorvehicles withouta record device	-	8	-	945
90303390	Oth instruments&apparatus for measuring/check voltage without a record device	1 163	1 622	68 199	236 302
90303900	Instruments and apparatus; for measuring or checking voltage, current, resistance or power, with a recording device (excluding multimeters)	104	799	28 747	271 286

Tabel 3 : Ekspor Indonesia menurut Komoditi (Kode HS 8 digit)

Mei 2019

Kode H S	Uraian golongan barang	Berat bersih (Kg)		Nilai F.O.B. (U S \$)	
		Bulan ini	Kumulatif	Bulan ini	Kumulatif
(1)	(2)	(3)	(4)	(5)	(6)
90304000	Instruments and apparatus; specially designed for telecommunications (e.g. cross-talk meters, gain measuring instruments, distortion factor meters, psophometers)	25	233	21 340	37 506
90308210	Wafer probers for measuring/check semiconductor wafers/ devices :	-	4	-	1 330
90308290	Instrument&app for measuring/checking semiconductor other than wafer probers wafer/devices	-	400	-	20 000
90308410	Instruments & app for measuring/checking electrical quantities on PCB/PWB and PCA	-	224	-	7 324
90308490	Oth instrument&app with a record device for measure,check electrical quantities on PCB/PWB and PCA	5	7	1 450	7 433
90308990	Oth instruments & apparatus,without recording device	66	1 538	5 321	73 568
90309010	Parts and accessories/including printed circuit assemblies of goods , subheading 9030.40 or 9030.82	96	226	67 722	225 949
90309030	Parts and accessories of optical instruments & appliances for measuring or checking PCB & PCA	282	1 897	52 749	161 032
90309040	Parts&accs of oth app for measuring or checking electrical quantities on PCB/PWB and PCA	333	2 449	36 941	261 103
90309090	Oth parts&acc (incl pca) of goods subhead 903040/903082 & measuring/checking & electrical quantities on PCB/PWB & PCA	1 384	3 311	209 376	561 669
90311010	Machines for balancing mechanical parts, electrically operated	85	1 212	24 709	171 333
90311020	Machines for balancing mechanical parts, not electrically operated	130	1 876	7 300	79 162
90312010	Test benches, electrically operated	3	2 437	255	147 923
90312020	Test benches,not electrically operated	-	34	-	1 880
90314100	Optical instruments & appliances; inspecting semiconductor wafers/devices/for inspecting photomasks/reticles used in manufacturing semiconductor devices, n.e.c. in chapter 90	-	830	-	50 000
90314910	Optical instrument&appliances for measuring surface particulate contamination on semiconductor wafers	-	330	-	22 730
90314920	Optical error verification & repair apparatus for PCA/PWB and PCA	-	487	-	2 000
90314930	Other optical instruments&appliances for measuring/checkingPCB/PWB & PCA	18	62	239	7 464
90314990	Other optical instruments and appliances for other purposes	2 915	10 013	1 743 675	4 192 703
90318010	Cable tester	99	4 671	1 526	129 638
90318090	Oth instruments,appliances and machines,other cable tester	51 620	206 355	2 317 322	9 837 170
90319011	Part&acc incl pca of optical instrument&appl,inspecting semiconductor wafer,&acc of optical appl elctly operated	-	26	-	180
90319019	Oth parts&acc oth than inspect wafer/repair/measure PCB,PWB,PWA for elctrically operated	1 234	3 298	130 636	352 202
90319020	Oth part&acc for measuring/checking instrument appliance&machines,not elctrically operated	29 297	29 850	79 464	94 615
90321010	Thermostats, electrically operated	20 517	117 820	523 637	3 062 772
90321020	Thermostats, not electrically operated	21	162	494	5 090
90322020	Manostats, not electrically operated	-	3	-	90
90328100	Hydraulic or pneumatic	261	3 341	6 052	89 422
90328910	Apparatus w/i automatic data process mach for automaticallycontrol the propulsion,ballast/cargo handll system of ship	11	258	1 462	116 057
90328920	Automatic apparatus for regulating/controlling chem/electrochemical solutions in manufact PCB/PWB/PCA	2	2	42	42
90328931	Automatic regulating voltage units(stabilizers),electrically operated	4 152	11 273	147 904	435 686
90328939	Instrument&apparatus oth than automatic regulating voltage units(stabilizers),electrically operated	78	762	3 200	30 787
90328990	Oth automatic regulating/controlling instruments&app,not electrically operated	15 176	83 741	1 074 663	4 504 608
90329030	Part & accessories automatic, regulating/controlling instruments & apparatus,of other elctly operated	-	1 108	-	896
90329090	Other part & accessories automatic, regulating/controlling instruments & apparatus,not elect operated	6 959	38 121	162 510	951 518
90330010	Parts&acc (not specifiedf/incl elsewhere in this chap) formach,appl,app of chap 90 for elect operated equipment	13 860	33 038	147 347	917 886

Tabel 3 : Ekspor Indonesia menurut Komoditi (Kode HS 8 digit)

Mei 2019

Kode H S	Uraian golongan barang	Berat bersih (Kg)		Nilai F.O.B. (U S \$)	
		Bulan ini	Kumulatif	Bulan ini	Kumulatif
(1)	(2)	(3)	(4)	(5)	(6)
90330020	Parts&acc (not specified/incl elsewhere in this chap) formach,appl,app of chap 90 for non elect operated equipment	9	139	416	13 656
91011100	Wrist-watches, elctly operated, whether/not incorporating a stopwatch facility with mechanical display only	-	75	-	15 954
91011900	Wrist-watches, elctly operated, whether/not incorporating a stopwatch facility without mechanical display only	30	315	5 735	16 011
91012100	Wrist-watches; not electrically operated, automatic winding, whether/not incorporating a stop-watch facility, case of precious metal or of metal clad with precious metal	1	5	73 843	74 363
91012900	Wrist-watches; not electrically operated, not automatic winding, whether or not incorporating a stop-watch facility, case of precious metal or of metal clad with precious metal	1	79	10	412
91019900	Pocket-watches&oth watches incl stopwatches with case of precious metal/metal clad w/precious metal,no elctly operate	71	199	45 881	79 800
91021100	Wrist-watches, electrically operated, whether or not incorporating a stopwatch facility w/mechanical display only	140	866	6 612	80 598
91021200	Wrist-watches, electrically operated, whether or not incorporating a stopwatch facility w/optoelectr display only	79	131	7 871	15 017
91021900	Wrist-watches, electrically operated, whether/ not incorp.astopwatch facility w/o mechanical&optoelectr display only	4	547	270	150 097
91022100	Wrist-watches; whether or not incorporating a stop-watch facility, with automatic winding	-	3 125	-	1 118 817
91022900	Wrist-watches; whether or not incorporating a stop-watch facility, with other than automatic winding	-	74	-	47 352
91029100	Wrist-watches, pocket-watches&oth.watches with electrically operated	-	47	-	607
91029900	Wrist-watches, pocket-watches&oth.watches with not electrically operated	310	1 931	114 523	640 585
91039000	Clocks with watch movements, excl clocks ofh9104 not elect operated	0	0	26	26
91040010	Instrument panel clocks& clocks of a similar type, for vhcl	424	770	13 860	20 211
91040090	Instrument panel clocks & clocks of a similar type, for spacecraft	10	13	117	3 621
91051100	Alarm clocks, electrically operated	-	115	-	70
91051900	Alarm clocks,not electrically operated	-	211	-	567
91052100	Wall clocks, electrically operated	60	193	57	1 206
91052900	Wall clocks, not electrically operated	1 051	1 890	942	8 524
91059190	Oth clocks, oth than Marine chronometers electricallyoperated	-	2	-	14
91059990	Oth clocks, oth than Marine chronometers not electrically operated	-	10	-	13
91061000	Time-registers,time-recorders	13 851	75 413	1 025 463	5 123 846
91069010	Parking meters	-	1	-	12
91069090	Oth time of day recording&measuring app oth than parkingmeter	3 769	12 587	335 887	918 919
91070000	Time switches with clock/watch movement/with synchronusmotor	11	11	119	119
91081200	Watch move comp&assem w/opto elect display only,electrically operated	-	1	-	113
91101200	Incomplete movements, assembled of watches	24	24	5 556	5 556
91109000	Clocks; movements, whether or not complete, incomplete, assembled or unassembled	-	4	-	23
91119000	Parts of watch cases	-	25	-	5 000
91122000	Clock cases and cases of a similar type for other goods of this chapter	74	319	389	1 223
91129000	Part of clock cases&cases of a similar type forother goods of this chapter	-	1	-	26
91139000	Watch straps, watch bands, watch bracelets, and parts thereof; n.e.c. in heading no. 9113	40	78	1 469	4 574
91141000	Springs, including hair-springs of clock or watch parts	1	1	242	245
91143000	Dials of clock or watch parts	-	1	-	250

Tabel 3 : Ekspor Indonesia menurut Komoditi (Kode HS 8 digit)

Mei 2019

Kode H S	Uraian golongan barang	Berat bersih (Kg)		Nilai F.O.B. (U S \$)	
		Bulan ini	Kumulatif	Bulan ini	Kumulatif
(1)	(2)	(3)	(4)	(5)	(6)
91149000	Clock or watch parts; other than springs (including hairsprings), dials, plates, and bridges	247	1 116	6 326	39 007
92011000	Upright pianos	1 118 273	5 413 285	8 473 255	41 201 659
92012000	Grand pianos	222 472	1 090 592	3 137 207	15 944 901
92019000	Musical instruments; harpsichords and other keyboard stringed instruments n.e.c. in heading no. 9201	60	1 167	400	7 492
92021000	String musical instrument(violins,harps), played with a bow	783	3 308	93 087	337 988
92029000	Musical instruments; string, played other than with a bow (e.g. guitars and harps)	225 170	1 063 887	5 423 786	24 373 008
92051000	Brass-wind instruments	-	45	-	1 279
92059010	Keyboard pipe organ,harmonium&similar keyboard instrumentsw/ free metal reeds	-	7 060	-	484 697
92059090	Other wind musical instruments	102 040	605 564	3 595 256	19 317 848
92060000	Percussion musical instruments (exp, drm,xylophones,cymbals, castanets)	460 158	1 957 494	1 157 926	5 279 589
92071000	Keyboard instruments,oth than accordions	1 870 672	8 409 720	14 768 317	67 031 382
92079000	Musical instruments; (other than keyboard), the sound of which is produced or must be amplified electrically	517 473	2 292 720	11 254 642	48 572 173
92081000	Musical boxes	1	1	80	80
92089010	Decoy calls,whistles,call horns &oth mouth blown soundsignalling instrument	10	10	15	15
92089090	Fairground,mech street organ,sing bird, musical saw,othmusical instrument	1 019	16 300	15 025	91 102
92093000	Musical instrument strings	485	1 984	38 512	159 116
92099110	Part&accessories, strung backs,keyboards& metal frames for upright pianos	132 079	655 021	942 105	4 403 458
92099190	Other parts and accessories for pianos	95 860	446 963	664 699	3 502 387
92099200	Parts & accessories for the musical instrument of stringmusical instrument	858	2 154	7 266	37 292
92099400	Parts&acc,the music instrument of sound of which isprod/must be amplified, elect	341 384	1 424 053	1 801 409	8 068 288
92099900	Parts & accessories for oth musical instruments	47 708	241 125	1 538 179	6 808 132
93011000	Artillery weapons(guns,howitzer&mortars)	83	83	11 189	11 189
93019000	Military weapons; other than revolvers, pistols, and arms of heading 9307, n.e.c. in heading 9301	-	228	-	129 600
93020000	Revolvers & pistols, other than those of heading 9303/9304	-	60	-	28 320
93063019	Oth cartridges oth than 22 calibre cartridges of heading 93.02	2 431	2 431	111 889	111 889
93070000	Swords,cutlasses,bayonets,lances&similar arms&parts thereof & scabbards & sheaths	2	2	60	135
94011000	Seats of a kind used for aircraft	61	589	1 326	11 347
94012010	Seats of a kind used for motor vehicles ofheading 8702/8703/8702/8703/8704	100	6 273	245	32 878
94012090	Seats of a kind used for motor vehicles oth than ofheading 8702/8703/8704	104 668	534 054	1 122 660	6 155 849
94013000	Swivel seats with variable height adjustment	333	1 111	5 044	16 217
94014000	Seats oth than garden seats/ camping equepment,convertible into beds	522	3 738	100	1 200
94015200	Seats of bamboo	3 009	12 355	3 647	43 899
94015300	Seats of rattan	1 060 340	5 637 878	5 553 635	29 815 375
94015900	Seat of cane,osier or similar material	190 979	1 145 015	2 335 165	13 354 747
94016100	Seats; with wooden frames, upholstered, (excluding medical, surgical, dental, veterinary or barber furniture)	522 594	3 380 697	3 300 176	17 795 590
94016910	Oth seats,with wooden frames, non-upholstered, withbackrest and/or the seat made of rattan	615 243	2 699 087	2 707 298	11 899 931
94016990	Oth seats,with wooden frames, non-upholstered, withoutbackrest and/or the seat made of rattan	6 369 945	30 639 913	28 898 324	148 048 336
94017100	Seats; with metal frames, upholstered, (excluding medical, surgical, dental, veterinary or barber furniture)	101 153	503 733	1 264 859	6 603 447
94017910	Other seats, with metal frames, non-upholstered, withbackrest and/or the seat made of rattan	192 206	907 923	1 082 885	5 235 125
94017990	Other seats, with metal frames, non-upholstered, withoutbackrest and/or the seat made of rattan	236 194	1 010 933	2 654 431	11 525 221
94018000	Seats; n.e.c. in heading no. 9401, (excluding medical, surgical, dental, veterinary or barber furniture)	50 081	196 622	412 727	1 904 786
94019010	Parts of aircraft seats (head 94011000)	173 437	711 835	968 320	4 025 354
94019031	headrest stiffeners for seats of subheading 94012010,	1 305	4 016	3 654	11 521

Tabel 3 : Ekspor Indonesia menurut Komoditi (Kode HS 8 digit)

Mei 2019

Kode H S	Uraian golongan barang	Berat bersih (Kg)		Nilai F.O.B. (U S \$)	
		Bulan ini	Kumulatif	Bulan ini	Kumulatif
(1)	(2)	(3)	(4)	(5)	(6)
94019039	Parts of other seats	484 613	2 727 142	3 451 847	15 064 016
94019040	Parts of seats of subheading 94013000	3 329	7 604	7 600	16 132
94019092	Parts of seats of plastics	136 050	1 037 541	1 170 658	8 186 484
94019099	Parts of seats of other than plastics	203 356	1 044 369	406 347	1 970 317
94021010	Medis furniture,dentists chair & parts thereof	-	78	-	445
94021030	Medis furniture,barbers chairs&similar chairs thereof &thereof	100	5 891	60	8 805
94029010	Furniture designed for medical,surgical/ veterinarypurposes &parts thereof, oth than chairs	96 499	561 489	773 180	4 474 811
94029020	Commodes	-	16	-	111
94029090	Oth furniture designed for medical, surgical/veterinarypurpose&part thereof, oth than chairs and commodes	107 164	650 681	496 215	3 138 546
94031000	Metal furniture of a kind used in office	126 503	672 109	872 971	4 258 739
94032010	Oth metal furniture, fume cupboards	43 515	101 874	120 944	373 237
94032090	Oth metal furniture, other than fume cupboards	875 571	2 722 001	4 967 541	18 230 220
94033000	Wooden furniture of a kind used in offices	674 717	3 399 121	1 719 267	8 712 436
94034000	Wooden furniture of a kind used in the kitchen	1 235 490	5 287 292	2 304 155	9 988 746
94035000	Wooden furniture of a kind used in the bedroom	3 796 206	16 709 594	15 657 108	68 821 159
94036010	Oth wooden furniture,fume cupboard	-	688 344	-	1 385 012
94036090	Oth wooden furniture,oth than fume cupboard	23 801 301	99 716 141	76 330 187	328 440 537
94037010	Furniture of plastics for baby walker	-	3	-	13
94037090	Furniture of plastics oth than for baby walker,fumecupboard	223 711	1 181 268	1 967 068	8 714 102
94038200	Furniture of bamboo	57 828	298 950	79 099	540 758
94038300	Furniture of rattan	335 219	1 790 205	1 833 004	9 866 169
94038910	Fume Cupboard	2 536	15 693	5 683	59 464
94038990	Other furniture of cane, osier, bamboo or similar materials	287 623	1 219 678	2 345 025	8 989 697
94039010	Parts of baby walkers of plastics	5 369	23 578	27 857	111 811
94039090	Parts of metal, wood, plastics and bamboo furnitureother than baby walker	1 798 282	7 579 719	4 051 079	21 094 881
94041000	Mattress supports	67 164	923 317	227 855	1 591 427
94042110	Mattresses of cellular rubber, whether or not covered	73 387	221 942	553 019	2 520 383
94042120	Mattresses of cellular plastics, whether or not covered	2 005 682	4 342 746	8 068 023	17 310 412
94042910	Mattress springs of other materials	17 006	184 014	50 176	582 854
94042920	Mattress of hyperthermia or hypothermia type of othmaterials	556	632	2 445	3 081
94042990	Mattress of other materials excl spring mattress & hyperthermia or hypothermia type	1 691 426	4 416 278	4 426 781	11 476 435
94043000	Sleeping bags	1 939	5 447	45 484	120 681
94049010	Quilts,bedspreads & mattress protectors	17 526	97 659	332 727	1 494 614
94049090	Other articles of bedding&similar furnishing	167 120	738 619	1 516 512	6 454 700
94051020	Chandeliers&other electric ceiling/wall lighting fittings electric ceiling/wall lighting fittings for operating rooms	-	24	-	366
94051091	Spotlights for ceiling or wall	260	1 913	1 226	2 590
94051092	Fluorescent lamps and lighting fittings	797	6 366	6 818	64 219
94051099	Oth fluorescent lamps and lighting fittingsoth than for operating rooms	27 409	106 810	235 815	1 159 568
94052090	lamps of electric table,desk, bedside/ floor-standing lamps	29 984	191 709	160 641	956 659
94053000	Lighting sets of a kind used for christmas trees	165 082	302 577	2 576 163	4 394 307
94054020	Searchlights	1 910	6 997	31 325	122 789
94054040	Oth. electr lamps of spotlights	189	2 601	2 368	12 815
94054050	Oth electr lamps,of a kind used for lighting publicopensepace/thoroughfares	6 543	23 444	86 891	254 774
94054060	Other exterior lighting	6 175	27 636	109 467	448 018
94054080	Pilot lamp with fitting for electro-thermic domestic applic of heading 85.16	58 085	235 828	806 942	3 247 241
94054099	Other lighting fittings	33 378	142 442	702 942	2 935 644
94055011	Non elect. Lamps of oil-burning, of bras forreligious rites	1 475	12 112	27 042	145 510
94055019	Other non elect. Lamps of oil-burning	113	1 508	1 361	12 788
94055040	Hurricane lamps	1 008	39 603	18 751	176 474
94055050	Non-electrical lamps and lighting fittings,miners' lamps and quarrymen's lamps	-	2	-	15
94055090	Other non elect lighting fittings	346	3 776	4 634	20 105
94056010	Warning signs, street name signs, road & traffic signs	-	104	-	30
94056090	Others illuminated signs	4 488	12 384	47 080	419 273
94059140	Parts of globes and chimneys	-	176	-	655
94059190	Other parts of glass for other lamps & lighting fittings	61	1 641	581	13 621

Tabel 3 : Ekspor Indonesia menurut Komoditi (Kode HS 8 digit)

Mei 2019

Kode H S	Uraian golongan barang	Berat bersih (Kg)		Nilai F.O.B. (U S \$)	
		Bulan ini	Kumulatif	Bulan ini	Kumulatif
(1)	(2)	(3)	(4)	(5)	(6)
94059290	Other parts of plastics for other lamps & lighting fittings	393	14 481	7 738	31 699
94059910	Parts Lampshades of textile material	739	3 881	3 367	36 269
94059920	Parts Lampshades of other material	7 404	50 133	54 509	328 003
94059930	Parts of lamp of subheading 9405.50.11 or 9405.50.19	-	84	-	174
94059940	Parts for searchlights or spotlightsoth than of glass & plastics	66	121	10 200	10 365
94059950	Parts of lamp made of ceramics or metal	989	4 761	22 276	88 312
94059990	Other parts of lamp not made of ceramics, metal, glass, orplastics	228	10 102	7 913	158 385
94061090	Prefabricated buildings of wood	338 482	1 998 847	687 829	3 642 010
94069011	Greenhouses of non-wood, fitted with mechanical orthermal equipment made of iron or steel	0	15 378	18	16 002
94069019	Greenhouses of non-wood, fitted with mech/thermal equipment oth than made of iron/steel	10 450	10 800	6 826	7 612
94069020	Prefabricated buildings of non-wood, fitted withmechanical or thermal equipment made of plastics/ alumunium	1 986	29 829	4 320	211 079
94069030	Prefabricated buildings of non-wood, fitted withmechanical or thermal equipment of iron or steel	393 476	680 277	895 370	1 427 021
94069040	Prefabricated buildings of non-wood, fitted with mechanicalor thermal equipment of cement, concrete or artificial stone	15 869	83 386	16 761	75 070
94069090	Prefabricated buildings of non-wood, fitted withmechanical or thermal made of oth material	37 787	166 691	56 181	458 768
95030010	Tricycles, scooters, pedal cars and similar wheeled toys;dolls carriages	22 710	49 272	177 550	286 816
95030021	Dolls, whether/not dressed	1 715 054	5 238 105	16 316 752	54 754 659
95030022	Garments & garments accessories; footwear & headgear of dolls	10 275	18 752	158 875	663 398
95030029	Other parts and accessories for dolls	98 240	186 457	692 251	1 480 917
95030030	Electric trains toys, includ tracks, signals and other accessories thereof	351	24 309	1 982	273 098
95030040	Reduces size model aircraft assembly kits, working or notmodels, working or not	200 567	577 259	5 664 453	12 992 984
95030050	Other construction sets& constructional toys, of materials other than plastics	39	5 460	539	84 355
95030060	Stuffed toys representing animals or non-human creatures	963 348	3 344 367	12 837 615	47 278 787
95030070	Puzzles of all kinds	-	1 955	-	3 384
95030091	Numerical/alphabetical/animal blocks or cut-out; wordbuilders/making set;	202 457	706 966	1 442 650	4 448 034
95030092	Skipping ropes	-	12	-	11
95030094	Toys of rubber	11	184	110	997
95030099	Other toys or parts	507 714	2 455 519	3 394 176	16 888 663
95042020	Tables for billiards of all kinds	1 155	3 176	2 793	7 408
95042030	Billiard chawks	850	3 100	12 960	42 463
95042090	Oth articles & accessories for billiards of all kinds	-	68	-	496
95043010	Pintables or slot machines, operated by coins and by oth means of payment	0	25	532	979
95043090	Other games, operated by coins and by oth means of payment	14 530	230 247	220 066	2 900 871
95044000	Playing cards	160	9 103	770	49 677
95045010	Video game consoles and machines, other than those of subheading 9504.30, that used with a television receiver	-	10	-	222
95045090	Video game consoles and machines, other than those ofsubheading 9504.30, that used without a television receiver	-	258	-	14 065
95049010	Bowling requisites of all kind	60	85	495	818
95049021	Darts & parts & accessories that made of wood, paper or plastics	-	15	-	12
95049039	Other gambling equipment & paraphernalia equipment	26	394	622	2 615
95049092	Tables designed for game of wood/plastic not gambling equipment	308	1 016	1 508	5 482
95049093	Tables designed for games not of wood/ plastics, not gambling equipment	-	5	-	30
95049099	other table designed for games not wood/ plastics	581	9 281	3 750	39 535
95051000	Articles for christmas festivities	219 606	384 825	515 766	1 015 045
95059000	Festive,carnival/oth entertrn.articles incl conjuringtricks & novelty jokes	218 124	567 942	1 048 685	2 983 092
95061100	Skis of snow-skis	1	34	5	23

Tabel 3 : Ekspor Indonesia menurut Komoditi (Kode HS 8 digit)

Mei 2019

Kode H S	Uraian golongan barang	Berat bersih (Kg)		Nilai F.O.B. (U S \$)	
		Bulan ini	Kumulatif	Bulan ini	Kumulatif
(1)	(2)	(3)	(4)	(5)	(6)
95061900	Snow-ski equipment	899	54 198	68 176	2 259 323
95062100	Sailboards	23 109	70 966	494 572	1 375 082
95062900	Water sport equipment; water-skis, surf-boards and other water-sport equipment, excluding sailboards	313	2 123	6 928	30 104
95063100	Golf clubs, complete	154	327	311	10 263
95063200	Balls for golf	250 079	1 430 264	1 822 167	10 269 959
95063900	Golf equipment; other than clubs and balls	22 504	108 580	53 951	264 377
95064010	Tables tennis	782	5 226	320	4 913
95064090	Oth articles & equip for table-tennis	695	3 145	13 947	80 165
95065100	Lawn-tennis rackets, whether/not strung	96	450	166	15 970
95065900	Badminton or similar rackets, whether/ not strung	162	255	6 023	9 714
95066100	Lawn-tennis balls	12 562	46 445	105 673	408 834
95066200	Inflatable balls	34 650	256 181	394 160	2 732 754
95066900	Balls; (other than inflatable or for lawn-tennis, golf or table-tennis)	278	3 473	6 177	100 159
95067000	Ice skates & roller skates, incl skating boots with skates attached	-	3	-	13
95069100	Artic & equip for general physics exercise, gymnastics or athletics	20 186	54 600	898 296	2 135 046
95069910	Bows (including crossbows) and arrows	3	3	120	120
95069920	Nets, cricket pads and shin guards	1 483	25 689	23 182	574 132
95069930	Shuttlecocks	492	1 835	15 306	62 357
95069990	Articles & equipment for outdoor games, swimming pools and paddling tools	61 870	226 904	676 408	2 584 365
95071000	Fishing rods	20 218	39 388	2 442 404	4 573 960
95072000	Fish-hooks, whether/not snelled	7 653	53 182	426 561	2 607 689
95073000	Fishing reels	453	2 043	10 606	57 619
95079000	Fishing tackle n.e.c., butterfly nets, decoy birds (other than those of heading no. 9208 or 9705) and similar hunting or shooting requisites	39 576	226 557	1 563 949	7 986 671
95081000	Travelling circuses and travelling menageries	78	188	1 800	9 051
95089000	Roundabouts,swings,shooting galleries& oth fairgroundamusement;trave theatres	-	5	-	50
96011010	Cigar or cigarette cases, tobacco jars;ornamental articles of ivory	-	1 034	-	1 626
96011090	Articles of ivory oth than cigarette cases, tobaccojars, and ornamen	7 780	40 241	74 475	427 819
96019011	Cigar or cigarette cases, tobacco jars;ornamental articles of mother-of-pearl or tortoise-shell	5 802	9 354	23 481	50 538
96019012	Pearl Nucleus	998	2 416	30 854	42 957
96019019	Oth article made of mother-of-pearl or tortoise-shell exclcigar/cigarette case, tobacco jar, ornamental&pearl nucleus	34 149	188 682	428 481	1 052 248
96019090	Bone, horn, antlers, coral, and articles made of them	18	6 206	96	41 588
96020010	Gelatin capsules for pharmaceutical products	48 171	241 052	1 335 419	6 727 283
96020020	Cigar/cigarette cases, tobacco jars & household ornamentalarticles	-	8	-	89
96020090	Oth worked veget/minerl carving material&articles of these materials	12 212	34 906	68 816	213 483
96031010	Brushes consisting of twig/oth vegetable materials bound together	57 778	259 562	94 681	519 992
96031020	Brooms consisting of twig/oth vegetable materials boundtogether	3 726 218	17 328 600	1 234 738	5 985 917
96032100	Tooth brushes, incl dental-plate brushes	48 998	217 908	611 600	2 663 416
96032900	Shaving brushes, hair brush, nail brush, eyelash & oth brushfor use on the person	77 280	260 692	463 167	1 539 243
96033000	Artists' brushes, writing brush & similar brushes for the application of cosmetic	14	216	10	662
96034000	Paint, distemper, varnish/ similar brushes oth than 9603.30; Paint pads & rollers	403 804	1 590 471	1 717 375	7 068 682
96035000	Brushes; constituting parts of machines, appliances or vehicles	5	57	59	2 883
96039010	Prepared knots and tufts for broom or brush making	16 182	71 202	33 292	221 650
96039020	Hand-operated mechanical floor sweepers, not motorised	8	23 829	90	35 125
96039040	Other brushes, other than tooth brush, hair brush, shavingbrush	258	13 258	1 636	80 317

Tabel 3 : Ekspor Indonesia menurut Komoditi (Kode HS 8 digit)

Mei 2019

Kode H S	Uraian golongan barang	Berat bersih (Kg)		Nilai F.O.B. (U S \$)	
		Bulan ini	Kumulatif	Bulan ini	Kumulatif
(1)	(2)	(3)	(4)	(5)	(6)
96039090	Mops and feather dusters; squeegees (oth than rollersqueegees)	10 577	95 231	43 869	665 564
96040010	Hand sieves and hand riddles of metal	594	1 309	3 289	6 301
96040090	Hand sieves and hand riddles of other material	1 185	1 559	318	575
96050000	Travel sets for personal toilet, sewingor shoe or clothes cleaning	9 607	33 138	500 061	1 015 983
96061010	Press-fasteners, snap-fasteners and press-studs and part therefor of plastic	188	5 869	11 111	52 205
96061090	Press-fasteners, snap-fasteners and press-studs and part therefor of other	18 342	118 634	261 841	1 520 276
96062100	Buttons of plastics, not covered with textile material	69	632	2 669	8 738
96062200	Buttons of base metal, not covered with textile material	82	1 080	10 504	24 125
96062900	Buttons; of other than base metal or plastics, not covered with textile material	9 429	30 045	110 161	406 350
96063010	Button moulds & other parts of buttons; button blanks, of plastic	1 369	5 004	17 563	91 921
96063090	Button moulds & other parts of buttons; button blanks, of other material	12 483	74 681	486 916	1 462 693
96071100	Slide fasteners fitted with chain scoops of base metal	75 807	304 147	153 859	675 690
96071900	Slide fasteners; other than those fitted with chain scoops of base metal	41 336	97 655	578 451	1 530 365
96072000	Parts of slide fasteners	1 212 468	5 718 160	7 682 851	34 329 472
96081010	Ball point pens of plastics	9 458	69 504	131 094	1 044 920
96081090	Ball point pens of other than plastics	36 280	111 448	985 736	2 708 378
96082000	Felt tipped & other porous-tipped pens and markers	55 726	220 875	419 555	2 015 007
96083020	Fountain pens	248	823	181	129 105
96083090	Oth fountain pens, stylograph pens and other pens	1 040	10 406	275 369	1 196 525
96084000	Propelling or sliding pencils	115	751	3 575	71 701
96085000	Sets of articles from two or more ofthe foregoing subheadings	16	18	121	757
96086010	Refills for ball point pens, comprising the ball point&ink- of plastics	169	574	12 473	40 563
96086090	Refills for ball point pens, comprising the ball point&ink-of other than plastics	301	2 987	11 762	116 263
96089110	Pen nibs and nib points of gold or gold plated	12	290	2 081	45 228
96089190	Pen nibs and nib points of oth than gold and gold platedPen nibs and nib points of oth material	-	2 117	-	18 025
96089991	Parts of ball point pens of plastics	1 142	1 841	33 688	55 473
96089999	Penholders,pencil-holders&similar holder;parts of ball poin	60	156	151	760
96091010	Black pencils, with lead encased in a rigid sheath	570 195	1 975 769	4 071 448	14 016 741
96091090	Crayons & oth pencils with lead encased in a rigid sheath	524 990	1 795 882	5 298 512	18 279 006
96092000	Pencil leads, black or coloured	26 846	151 859	136 535	730 764
96099030	Pencils & crayons other than those of subheading 9609.10	16	32	113	154
96099091	Writing or drawing chalks	10 124	22 278	8 320	19 031
96099099	Pastels, drawing charcoals, tailors' cha and other pencils	149 852	2 015 647	567 372	4 422 092
96100010	School slates, with writing or drawing surfaces	105	105	755	755
96100090	Boards and oth slates, with writing or drawing surfaces	323 214	1 426 136	908 739	3 488 024
96110000	Date, seal/numbering stamps & the like,in the hand operatd;hand composing stick	159	790	771	8 075
96121010	Ribbons of textile fabric	147 940	584 449	2 320 617	11 203 261
96121090	Ribbons of other materials or similar ribbons	72	6 748	2 250	46 157
96122000	Ink-pads	-	15	-	100
96131010	Pocket lighters, gas fuelled, non- refillable of plastics	-	40	-	43
96132090	Pocket lighters, gas fuelled, refillable of other materials	6	6	18	18
96138010	Piezo-electric lighters for stoves and ranges	-	13 284	-	80 294
96138090	Lighters; whether or not mechanical or electrical, n.e.c. in heading no. 9613	-	0	-	4
96139010	Refilled cartridge or oth receptaclespart of mechncd lighter,cont liquid fuel	3 650	12 165	18 165	73 659
96139090	Other parts of lighters	-	0	-	4
96140090	Smoking pipes and cigar or cigaretteholder and parts thereof	-	2	-	10
96151120	Combs, hair-slides and the like of hard rubbers	-	967	-	5 530
96151130	Combs, hair-slides and the like of plastics	1 320	2 834	2 177	10 426
96151900	Combs, hair-slides and the likeother than hard rubbers or plastics	630	2 603	3 129	10 983
96159011	Decorative hair pins of aluminium	367	1 008	845	3 923
96159013	Decorative hair pins of plastics	-	0	-	1

Tabel 3 : Ekspor Indonesia menurut Komoditi (Kode HS 8 digit)

Mei 2019

Kode H S	Uraian golongan barang	Berat bersih (Kg)		Nilai F.O.B. (U S \$)	
		Bulan ini	Kumulatif	Bulan ini	Kumulatif
(1)	(2)	(3)	(4)	(5)	(6)
96159019	Other decorative hair pins	99	2 202	551	18 936
96159021	Parts of combs, hair pins and the like of aluminium	-	60	-	64
96159023	Parts of combs, hair pins and the like of plastics	-	9	-	18
96159091	Curling grips, hair-curlers and the like of aluminium	-	55	-	165
96159093	Curling grips, hair-curlers and the like of plastics	-	2	-	55
96159099	Other curling grips, hair-curlers and the like	6	3 142	729	7 997
96161010	Scent sprays and similar toilet sprays	5 357	54 437	110 668	1 354 225
96161020	Mounts and heads of scent sprays and similar toilet sprays	9 387	32 292	49 624	173 454
96162000	Powder-puffs & pads for the applicationof cosmetics or toilet preparations	283	15 648	4 018	41 744
96170010	Vacuum flasks and other vacuum vessels	5 337	19 833	7 816	105 855
96170020	Parts of vacuum flasks or vacuum vessels	-	203	-	225
96180000	Tailor' dummies, oth lay figure;automata& animated displ. shop window dressing	38 733	70 420	177 851	1 242 585
96190011	Disposable sanitary towel,tanpon,napkinwith an absorbent core of textile	40 406	125 490	75 960	279 927
96190012	Sanitary towels and tampons of paper, paper pulp, cellulose wadding or webs of cellulose fibres	345 568	1 235 477	1 607 946	6 011 577
96190013	Baby napkins and pads for incontinence, of paper, paper pulp, cellulose wadding or webs of cellulose fibres	2 891 831	13 120 452	7 574 339	35 516 619
96190014	Other disposable articles made of paper, paper pulp, cellulose wadding or webs of cellulose fibres	63 860	172 372	192 745	527 762
96190019	Oth disposable sanitary towel, tampons, napkins and napkinsliners for babies	783 199	3 476 505	2 509 478	11 980 861
96190091	Sanitary towel,tampon,napkin, knitted or crocheted with an absorb core of textile	783	17 063	12 156	121 269
96190099	Oth sanitary towel, tampons, napkins, with an absorbent core of wad of oth material	108 542	160 523	74 809	269 112
96200010	Monopods, bipods, tripods and similar articles made of plastics	23 157	57 772	88 622	439 536
96200020	Monopods, bipods, tripods and similar articles made of carbon and graphite	-	53	-	250
96200030	Monopods, bipods, tripods and similar articles made of iron and steel	145	155	538	959
96200040	Monopods, bipods, tripods and similar articles made of aluminium	63	304	3 577	16 997
96200090	Monopods, bipods, tripods and similar articles made of other material	1	36	1	3 324
97011000	Paintings, drawings and pastels,executed entirely by hand	44 196	132 578	235 598	1 060 240
97019000	Colleges & similar decorative plaquesexecuted entirely by hand	16 478	111 130	97 352	607 861
97030000	Original sculptures and statuary, in any material.	52 602	472 285	80 930	528 604
97040000	Postage/revenue stamps, stamp postmark,first-day covers, stamped paper	1	1	11	26
99991000	Postal packages n.c.a.k	159 673	786 330	6 406 364	27 949 931
Total Ekspor		57 812 247 555	271 879 924 558	14 825 178 796	68 544 491 297

Sumber : dokumen PEB dan non PEB, diolah

Tabel 4. Ekspor Indonesia menurut Negara Tujuan

Mei 2019

Kode Negara	Negara Tujuan	Berat bersih / Net weight (Kg)		Nilai / Value F.O.B. (U S \$)	
		Bulan ini	Kumulatif	Bulan ini	Kumulatif
(1)	(2)	(3)	(4)	(5)	(6)
JP	JAPAN	2 852 206 431	15 542 257 096	1 334 441 697	6 721 778 561
HK	HONG KONG	1 128 051 023	3 544 738 899	203 235 933	1 019 908 370
KR	KOREA, REPUBLIC OF	2 482 303 420	15 653 227 746	571 825 398	3 229 738 329
TW	TAIWAN	2 201 044 538	9 204 138 341	373 615 426	1 670 886 299
CN	CHINA	22 017 357 854	87 898 437 637	2 430 676 558	10 346 483 266
MN	MONGOLIA	251 138	766 305	705 484	2 879 396
MO	MACAU	78 459	276 765	597 418	1 570 715
PG	PAPUA NEW GUINEA	12 614 301	91 555 386	13 957 364	67 339 787
TH	THAILAND	1 736 213 529	9 874 188 988	597 429 496	2 783 739 817
SG	SINGAPORE	1 983 220 025	8 451 012 454	1 276 049 396	5 271 253 126
PH	PHILIPPINES	2 845 098 232	12 283 877 499	602 186 937	2 768 220 942
MY	MALAYSIA	3 142 049 508	13 709 895 683	774 575 015	3 461 218 258
MM	MYANMAR	140 868 230	494 121 937	72 962 972	337 930 652
KH	CAMBODIA	324 190 869	1 213 841 475	52 190 179	232 358 665
BN	BRUNEI DARUSSALAM	63 348 907	145 680 345	9 903 215	34 023 784
LA	LAO PEOPLE'S DEM. REP.	109 331	479 449	588 310	2 711 100
NP	NEPAL	1 191 023	5 162 320	1 531 479	6 616 619
BT	BHUTAN	115 333	276 080	335 420	977 354
VN	VIET NAM	1 080 476 538	7 368 477 267	408 319 508	2 012 340 489
MV	MALDIVES	1 393 901	37 681 074	3 511 441	18 384 395
IN	INDIA	11 134 921 653	60 603 481 802	1 031 404 768	5 028 103 315
PK	PAKISTAN	506 082 975	2 448 910 112	154 346 987	790 087 856
BD	BANGLADESH	434 423 934	4 940 789 636	126 682 034	884 603 600
LK	SRI LANKA	56 479 564	750 153 359	28 485 865	162 405 566
AF	AFGHANISTAN	473 520	2 648 796	1 037 882	6 229 468
IQ	IRAQ	21 886 244	60 855 213	20 903 964	71 824 791
IR	IRAN (ISLAMIC REPUBLIC OF)	10 148 391	36 170 308	8 815 160	36 680 392
SA	SAUDI ARABIA	102 239 166	483 880 119	145 540 106	591 285 200
IL	ISRAEL	6 013 313	34 914 280	9 766 213	48 647 352
KW	KUWAIT	9 226 932	95 751 595	15 630 232	77 173 109
JO	JORDAN	7 588 818	38 708 629	7 443 267	41 532 084
LB	LEBANON	7 070 205	34 409 386	7 497 768	36 392 656
PS	PALESTINA	73 807	321 839	276 206	1 297 504
YE	YEMEN	25 863 444	85 690 510	18 657 678	66 030 767
OM	OMAN	18 950 427	100 018 063	24 604 455	119 802 150
SY	SYRIA ARAB REPUBLIC	1 493 940	27 934 710	2 908 005	19 794 751
TR	TURKEY	114 549 735	484 867 765	108 391 246	489 357 649
AE	UNITED ARAB EMIRATES	115 162 713	462 135 462	120 517 018	594 544 373
QA	QATAR	7 651 373	28 152 775	9 589 860	42 521 885
BH	BAHRAIN	1 893 542	11 633 128	4 042 763	21 570 986
CY	CYPRUS	868 340	2 611 327	1 481 074	5 004 446
EG	EGYPT	107 883 408	621 483 604	77 034 271	442 218 593
LY	LIBYAN ARAB JAMAHIRIYA	841 157	7 231 325	2 048 790	12 174 300
MA	MOROCCO	4 173 205	28 309 336	7 689 806	41 976 331
TN	TUNISIA	11 159 364	43 630 390	6 802 017	30 451 086
DZ	ALGERIA	20 541 154	94 462 707	13 067 063	70 246 141
SD	SUDAN	1 973 484	44 016 267	3 461 979	33 367 549
ER	ERITREA	-	48 100	-	5 354
LS	LESOTHO	-	36 000	-	26 064
NA	NAMIBIA	38 596	131 495	238 332	536 121
ET	ETHIOPIA	2 599 040	10 605 338	2 955 522	12 723 520
TZ	TANZANIA, UNITED REP. OF	37 965 992	182 250 414	21 139 546	114 625 200
MG	MADAGASCAR	15 952 823	42 338 343	9 297 896	26 954 668
SO	SOMALIA	3 899 567	21 704 626	6 511 618	29 567 709
KE	KENYA	29 582 987	154 701 676	19 855 703	102 807 360
RE	REUNION	601 668	47 207 886	1 415 973	9 573 363
MZ	MOZAMBIQUE	29 501 171	71 086 658	18 008 434	46 455 994
BW	BOTSWANA	45 328	156 579	90 249	216 168
GQ	EQUATORIAL GUINEA	1 067 290	3 726 199	746 581	2 816 291
TG	TOGO	4 260 122	81 666 130	4 725 441	54 057 229
GH	GHANA	19 622 690	90 260 058	13 353 993	64 267 523
LR	LIBERIA	522 398	14 691 991	505 465	10 017 781

Tabel 4. Ekspor Indonesia menurut Negara Tujuan

Mei 2019

Kode Negara	Negara Tujuan	Berat bersih / Net weight (Kg)		Nilai / Value F.O.B. (U S \$)	
		Bulan ini	Kumulatif	Bulan ini	Kumulatif
(1)	(2)	(3)	(4)	(5)	(6)
GN	GUINEA	2 189 168	8 666 098	2 791 729	10 926 411
AO	ANGOLA	9 607 483	61 325 055	7 620 253	47 140 413
CG	CONGO	3 887 323	28 971 599	3 026 830	22 177 887
CM	CAMEROON	751 036	9 235 469	1 149 164	10 345 089
NG	NIGERIA	38 049 869	144 483 313	41 217 367	176 943 520
SL	SIERRA LEONE	1 734 367	12 470 177	1 305 247	9 048 064
GA	GABON	1 037 903	3 836 747	2 409 232	6 128 266
CI	COTE D'IVOIRE	7 263 342	31 318 961	6 750 591	27 554 789
SN	SENEGAL	6 959 277	36 444 740	5 557 770	27 415 337
MR	MAURITANIA	12 203 847	50 956 267	6 948 931	32 137 200
ML	MALI	21 743	1 781 969	38 916	3 069 570
BJ	BENIN	16 728 905	105 136 856	11 402 904	69 506 196
BF	BURKINA FASO	577 854	3 931 181	1 722 788	6 567 947
GW	GUINEA BISSAU	90 974	846 318	100 732	605 954
GM	GAMBIA	7 060 365	37 645 699	4 795 978	25 161 492
SC	SEYCHELLES	140 538	482 226	558 588	1 500 970
UG	UGANDA	88 198	1 342 696	230 046	2 612 032
CF	CENTRAL AFRICAN REPUBLIC	23 410	117 742	7 023	195 470
NE	NIGER	66 880	1 625 660	200 810	2 071 957
TD	CHAD	59	96 321	6 400	158 721
DJ	DJIBOUTI	12 274 070	79 987 177	8 680 637	54 404 543
ST	SAO TOME AND PRINCIPE	78 062	265 246	54 720	242 330
SZ	SWAZILAND	53 748	242 976	282 584	1 478 720
ZA	SOUTH AFRICA	35 225 458	235 097 315	44 958 619	250 188 282
ZW	ZIMBABWE	444	45 479	25 576	135 683
ZM	ZAMBIA	3 500	113 404	42 002	541 950
MW	MALAWI	956 675	4 908 667	505 866	2 704 127
KM	COMOROS	234 596	1 480 184	178 124	1 100 554
BI	BURUNDI	-	254 589	-	383 429
MU	MAURITIUS	49 900 619	230 355 205	8 259 182	37 549 601
RW	RWANDA	14	3 277 815	156	2 062 728
YT	MAYOTTE	61 362	558 925	86 381	489 497
CD	DEMOCRATIC REP. OF THE CONGO	519 125	3 292 624	420 233	3 211 966
AU	AUSTRALIA	322 672 121	1 318 018 711	214 448 850	882 676 511
NZ	NEW ZEALAND	251 503 229	972 902 691	42 183 245	192 782 102
FM	MICRONESIA, FED. STATES OF	36 143	298 862	30 660	349 715
GU	GUAM	116 048	394 075	701 674	1 058 698
PW	PALAU	19 783	48 627	23 869	84 200
NR	NAURU	17 650	132 088	42 367	176 941
NC	NEW CALEDONIA	272 333	1 852 582	776 052	3 712 882
MP	NORTHERN MARIANA ISLANDS	31 702	179 306	61 070	279 590
VC	SAINT VINCENT AND THE GRENADINES	45 188	119 756	109 607	236 182
VU	VANUATU	594 367	1 706 418	640 934	1 819 337
WF	WALLIS AND FUTUNA ISLANDS	-	21 800	-	74 212
AS	AMERICAN SAMOA	115 859	585 002	106 184	613 121
CK	COOK ISLANDS	28 847	110 537	38 775	329 907
FJ	FIJI	885 051	4 832 883	2 432 336	9 809 399
KI	KIRIBATI	151 792	806 225	199 159	1 101 108
MH	MARSHALL ISLANDS	112 108	368 829	370 736	1 891 990
WS	SAMOA	444 159	2 568 956	548 495	2 816 519
SB	SOLOMON ISLANDS	623 769	3 117 880	1 018 413	5 436 885
TO	TONGA	174 241	1 098 531	289 871	1 495 963
TV	TUVALU	18 720	55 236	13 736	46 387
CX	CHRISTMAS ISLANDS	61	61	132 081	132 081
TK	TOKELAU	-	123	-	1 798
TL	EAST TIMOR	28 758 098	160 881 205	16 795 656	80 914 362
US	UNITED STATES	454 201 198	2 215 199 105	1 635 833 195	7 293 893 550
CA	CANADA	34 349 395	120 002 983	85 857 531	360 805 307
MX	MEXICO	93 192 926	265 631 949	87 016 469	416 799 628
GT	GUATEMALA	2 790 958	11 502 454	3 488 137	17 109 060
HN	HONDURAS	1 294 734	5 376 532	2 663 267	9 572 840
NI	NICARAGUA	573 806	2 243 419	923 947	6 332 795

Tabel 4. Ekspor Indonesia menurut Negara Tujuan

Mei 2019

Kode Negara	Negara Tujuan	Berat bersih / Net weight (Kg)		Nilai / Value F.O.B. (U S \$)	
		Bulan ini	Kumulatif	Bulan ini	Kumulatif
(1)	(2)	(3)	(4)	(5)	(6)
PA	PANAMA	2 505 032	10 704 156	9 656 728	39 346 483
CU	CUBA	92 892	3 695 304	123 681	3 518 062
SR	SURINAME	319 477	1 629 515	844 527	4 433 360
CL	CHILE	3 806 491	19 025 645	13 445 502	61 650 371
VE	VENEZUELA	219 885	2 041 502	255 862	2 850 870
AR	ARGENTINA	6 082 170	25 529 502	17 694 239	83 365 849
BR	BRAZIL	61 000 343	240 452 164	95 431 328	438 214 977
CO	COLOMBIA	2 846 150	15 508 994	11 134 305	52 514 636
BO	BOLIVIA	401 323	2 860 047	3 194 753	15 772 435
UY	URUGUAY	1 651 196	6 828 089	4 511 945	19 392 724
PY	PARAGUAY	394 315	2 192 884	3 035 551	17 277 370
EC	ECUADOR	2 505 701	12 638 049	4 609 310	24 544 178
PE	PERU	6 548 137	33 115 088	20 436 776	83 633 489
GY	GUYANA	179 560	1 426 439	383 634	2 332 159
TT	TRINIDAD AND TOBAGO	747 202	7 112 141	745 851	9 483 391
BS	BAHAMAS	40 641	180 460	286 553	1 376 922
JM	JAMAICA	1 350 789	8 571 482	1 599 335	9 900 133
PR	PUERTO RICO	581 931	2 801 394	1 670 208	9 664 337
BZ	BELIZE	15 022	102 719	83 599	416 218
DO	DOMINICAN REPUBLIC	3 594 356	13 395 261	7 026 231	27 664 518
SV	EL SALVADOR	1 604 884	5 982 254	2 396 173	9 276 141
CR	COSTA RICA	1 087 362	3 899 703	1 886 645	9 337 576
HT	HAITI	17 818 210	79 937 835	11 634 460	51 957 674
BB	BARBADOS	150 008	665 312	340 656	1 598 522
AG	ANTIGUA AND BARBUDA	42 272	88 296	256 630	558 762
AI	ANGUILLA	-	70	-	895
AW	ARUBA	69 786	222 223	242 282	1 064 675
BM	BERMUDA	3 243	50 848	38 007	411 050
CV	CAPE VERDE	65 000	312 165	47 610	214 960
KY	CAYMAN ISLANDS	13 599	75 825	112 973	651 949
DM	DOMINICA	112 589	519 441	892 997	3 819 399
GF	FRENCH GUIANA	38 682	192 285	30 640	200 858
PF	FRENCH POLYNESIA	640 524	2 334 760	1 507 181	4 246 247
GL	GREENLAND	-	2 289	-	29 650
GD	GRENADA	192 768	290 872	219 321	308 163
MQ	MARTINIQUE	230 747	842 859	450 957	1 977 045
AN	NETHERLANDS ANTILLES	162 512	576 229	621 521	2 321 532
NF	NORFOLK ISLANDS	36	1 198	992	5 836
LC	SAINT LUCIA	67 253	246 910	158 501	602 088
TC	TURKS AND CAICOS ISLANDS	12 506	45 853	113 433	321 163
GP	GUADELOUPE	265 795	1 067 573	841 933	2 994 163
KN	SAINT KITTS AND NEVIS	2 561	56 238	74 264	591 219
MS	MONTserrat	-	41	-	630
VG	VIRGIN ISLANDS (BRITISH)	61 077	115 431	611 727	1 073 519
VI	U.S. VIRGIN ISLANDS	2 026	12 010	10 726	76 946
BL	SAINT BARTHELEMY	-	39	-	984
GB	UNITED KINGDOM	60 030 327	262 976 732	142 421 678	584 929 763
NL	NETHERLANDS	446 126 521	2 010 153 862	284 414 507	1 370 110 071
FR	FRANCE	17 119 170	104 465 647	93 989 934	344 361 894
DE	GERMANY, FED. REP. OF	48 661 530	270 930 993	210 768 505	991 637 822
AT	AUSTRIA	529 480	1 912 600	3 300 526	12 601 853
BE	BELGIUM	30 118 534	178 675 628	97 875 161	493 302 461
CH	SWITZERLAND	669 145	39 197 143	25 436 710	243 033 280
LU	LUXEMBOURG	2 318 549	9 275 794	3 521 397	13 068 048
GI	GIBRALTAR	2	9	166	851
MC	MONACO	753	2 856	29 671	75 771
DK	DENMARK	6 754 196	52 262 992	18 993 993	91 551 759
NO	NORWAY	9 940 063	26 171 429	8 985 016	50 934 134
SE	SWEDEN	4 646 109	24 402 281	16 368 078	71 087 435
FI	FINLAND	2 005 578	13 157 904	5 657 984	32 593 779
IE	IRELAND	2 795 793	11 841 513	7 848 277	27 075 705
IT	ITALY	159 199 461	651 532 859	203 144 194	753 933 075

Tabel 4. Ekspor Indonesia menurut Negara Tujuan

Mei 2019

Kode Negara	Negara Tujuan	Berat bersih / Net weight (Kg)		Nilai / Value F.O.B. (U S \$)	
		Bulan ini	Kumulatif	Bulan ini	Kumulatif
(1)	(2)	(3)	(4)	(5)	(6)
ES	SPAIN	246 357 714	2 235 184 160	155 570 062	787 893 416
PT	PORTUGAL	4 309 639	22 731 480	11 831 205	62 543 276
IS	ICELAND	18 353	67 951	97 960	628 429
GR	GREECE	20 570 391	122 414 488	22 229 310	92 842 768
VA	VATICAN CITY STATE	1 781	4 606	7 160	17 577
AD	ANDORRA	-	1	-	417
LI	LIECHTENSTEIN	0	2	31	348
HU	HUNGARY	2 071 322	10 055 354	6 219 245	27 679 941
PL	POLAND	13 818 758	64 440 264	43 338 216	212 548 685
RO	ROMANIA	7 610 978	34 314 078	14 838 213	53 475 593
BG	BULGARIA	3 372 724	16 238 811	5 333 964	21 972 120
AL	ALBANIA	766 627	3 003 118	919 000	4 917 219
AM	ARMENIA	100 347	497 202	229 764	1 076 438
AZ	AZERBAIJAN	87 858	626 231	216 364	1 087 271
BY	BELARUS	2 031	119 367	22 104	873 544
KZ	KAZAKHSTAN	3 215 894	9 024 801	6 446 883	112 868 648
KG	KYRGYZSTAN	294	881 250	1 402	881 478
MD	MOLDOVA, REPUBLIC OF	4 011	152 322	62 280	227 551
TJ	TAJKISTAN	44	416 511	1 716	383 907
TM	TURKMENISTAN	207 216	1 001 266	122 439	1 016 913
UA	UKRAINE	180 419 680	460 029 796	35 707 339	109 842 602
UZ	UZBEKISTAN	961 139	2 542 539	821 337	2 802 930
LT	LITHUANIA	976 990	4 636 480	1 520 830	6 644 140
LV	LATVIA	4 053 022	74 640 336	6 480 909	54 527 376
EE	ESTONIA	15 563 362	54 812 804	15 039 582	47 642 524
GE	GEORGIA	1 265 212	12 802 962	1 904 871	18 044 111
HR	CROATIA	3 345 092	17 082 395	3 947 300	17 916 263
BA	BOSNIA AND HERZEGOVINA	37 464	223 651	285 997	947 534
MT	MALTA	364 898	1 285 553	753 536	2 648 300
SK	SLOVAKIA	134 252	647 349	2 534 564	9 570 540
SI	SLOVENIA	5 316 572	188 165 356	9 126 564	54 618 482
CZ	CZECH REPUBLIC	840 590	5 369 947	8 308 063	35 640 689
MK	REP. OF MACEDONIA	193 577	669 781	150 573	980 775
FO	FAEROE ISLANDS	-	2	-	895
RU	RUSSIA FEDERATION	98 670 302	362 977 982	84 607 300	351 941 975
RS	SERBIA	163 159	1 427 642	726 929	5 270 509
ME	MONTENEGRO	694 427	2 598 865	668 808	2 775 889
GG	GUERNSEY	0	0	37	37
JE	JERSEY	0	3	27	422
TOTAL EKSPOR		57 812 247 555	271 879 924 558	14 825 178 796	68 544 491 297

Sumber : dokumen PEB dan non PEB, diolah

Tabel 5 : Ekspor Indonesia menurut Provinsi dan Pelabuhan muat

Mei 2019

Pelabuhan	Pelabuhan Muat	Berat bersih / Net weight (Kg)		Nilai / Value F.O.B. (U S \$)	
		Bulan ini	Kumulatif	Bulan ini	Kumulatif
(1)	(2)	(3)	(4)	(5)	(6)
ACEH		760 791 855	3 190 097 781	15 789 463	71 336 501
IDLSW	LHOK SEUMAWE	1 601 621	4 445 227	393 198	1 173 461
IDMEQ	MEULABOH	728 033 000	3 124 881 000	15 175 502	65 070 215
IDBTJ	BLANG BINTANG (U)	1 234	5 062	13 320	47 021
IDAUN	BLANG LANCANG (ARUN)	-	9 560 820	-	4 388 344
IDKRU	KRUENG R. MALAHAYATI	31 156 000	51 185 673	207 443	550 318
IDKLS	KUALA LANGSA	-	20 000	-	107 142
SUMATERA UTARA		755 659 170	3 849 802 430	677 749 320	3 200 966 294
IDKNO	KUALA NAMU INTERNATIONAL AIRPORT (U)	411 625	2 377 897	11 600 538	33 891 883
IDPSU	PANGKALAN SUSU	-	26 000	-	273 000
IDBLW	BELAWAN	598 085 501	3 220 336 635	584 304 755	2 858 960 632
IDTJB	TANJUNG BALAI ASAHAN	2 283 700	10 441 342	1 872 997	8 314 501
IDPDO	PANGKALAN DODE	-	8 545	-	11 415
IDKTJ	KUALA TANJUNG	154 878 344	616 612 011	79 971 029	299 514 863
SUMATERA BARAT		334 999 824	1 760 895 958	100 430 494	505 002 376
IDTBY	PADANG/TL.BAYUR	334 988 094	1 760 830 187	100 377 266	504 766 224
IDPDG	PADANG / TABING (U)	11 730	65 771	53 228	236 152
RIAU		1 994 496 844	9 672 301 603	1 030 407 861	4 886 328 536
IDBAG	BAGAN SIAPI-API	-	4 000	-	569
IDPAI	PANIPAHAN	512 710	1 852 180	458 178	1 687 966
IDDUM	DUMAI	1 495 588 413	7 343 344 006	738 790 978	3 517 894 414
IDTMD	TANJUNG MEDANG	792 640	3 057 320	98 513	407 689
IDSEQ	SUNGAI PAKNING	20 800 000	78 852 000	12 685 800	48 175 896
IDBLS	BENGKALIS	292 750	1 404 350	284 497	365 217
IDSPA	SELAT PANJANG	5 552 740	23 229 579	895 726	3 773 144
IDSSI	SIAK SRI INDRAPURA	17 568 844	123 496 139	1 485 987	10 334 576
IDPEK	PEKANBARU (RUMBAI)	16 703 832	54 303 098	993 707	3 115 922
IDSUQ	SUNGAI GUNTUNG	40 924 475	177 704 665	21 025 586	97 014 609
IDKGD	KUALA GAUNG	4 440 500	18 540 750	733 480	3 037 466
IDTEM	TEMBILAHAN	2 178 364	17 035 944	2 032 617	15 391 523
IDKEN	KUALA ENOK	9 531 644	46 799 951	5 934 313	21 626 950
IDRGA	RENGAT	-	3 000 058	-	1 261 585
IDPKU	SIMPANG TIGA (U)	72 862	217 516	25 851	79 610
IDPAK	PEKAN BARU	464 090	4 620 612	394 407	2 896 200
IDBUN	BUATAN	218 930 352	1 057 926 609	114 286 687	562 821 436
IDPWG	PERAWANG, SUMATRA	160 142 628	716 912 826	130 281 534	596 443 764
JAMBI		409 929 791	1 896 434 518	92 965 533	419 903 965
IDKTK	KUALA TUNGKAL	49 108 749	347 848 127	24 347 763	126 300 224
IDMSA	MUARA SABAK	263 205 503	1 016 670 183	9 721 921	35 456 992
IDDJM	JAMBI	97 615 539	531 916 208	58 895 849	258 146 749
SUMATERA SELATAN		1 869 347 794	8 775 446 641	333 773 933	1 521 691 487
IDPLS	PALEMBANG-KERTAPATI	45 355 343	301 623 602	2 447 541	15 615 252
IDPLA	PALEMBANG - PLAJU	37 261 819	211 010 557	17 002 296	88 526 992
IDPLM	SM. BADARUDDIN (U)	3 666	12 304	36 780	115 876
IDMRI	MUSI RIVER/BOOM BARU	1 786 726 966	8 262 800 178	314 287 317	1 417 433 367

Tabel 5 : Ekspor Indonesia menurut Provinsi dan Pelabuhan muat

Mei 2019

Pelabuhan	Pelabuhan Muat	Berat bersih / Net weight (Kg)		Nilai / Value F.O.B. (U S \$)	
		Bulan ini	Kumulatif	Bulan ini	Kumulatif
(1)	(2)	(3)	(4)	(5)	(6)
BENGKULU		245 111 679	1 116 068 743	11 813 935	54 810 810
IDBKU	BENGKULU	-	5 300 000	-	280 900
IDPBA	PULAU BAAI	245 111 679	1 110 768 743	11 813 935	54 529 910
LAMPUNG		1 140 952 573	5 566 307 662	235 765 396	1 090 293 057
IDTRH	TARAHAN	805 508 716	4 282 821 313	107 994 724	503 783 558
IDPJG	PANJANG	335 443 857	1 283 486 349	127 770 672	586 509 498
KEPULAUAN BANGKA BELITUNG		73 550 400	278 517 786	153 994 649	617 045 576
IDBLT	BELITUNG	-	500 000	-	90 000
IDMUO	MUNTOK	32 333 774	124 922 243	139 800 665	523 546 752
IDPGX	PANGKAL BALAM	1 796 360	11 292 060	3 035 541	37 709 134
IDTPD	TANJUNG PANDAN	18 920 674	24 365 774	791 368	1 682 968
IDMAN	MANGGAR-BELITUNG	20 499 592	117 437 709	10 367 075	54 016 722
KEPULAUAN RIAU		2 367 643 411	11 286 052 499	1 303 187 245	4 821 930 906
IDLBM	LOBAM	633 762	13 420 733	15 129 904	79 464 522
IDTBK	TANJUNG BALAI KARIMUN	914 151 566	3 893 812 832	85 970 247	416 504 021
IDPSS	PULAU SAMBU	493 201	4 224 212	914 076	4 911 030
IDTAN	TANJUNG UBAN	479	479	506 606	506 606
IDTPN	TANJUNG PINANG	42 520	563 179 448	369 676	14 543 382
IDTER	TEREMPA	364 682 346	2 192 506 853	190 876 598	1 142 222 661
IDTBT	TANJUNG BATU, RIAU	627 000	2 228 700	272 382	1 060 473
IDSRN	SERASAN	11 242	56 957	33 437	183 354
IDMOR	MORO SULIT	56 080 000	277 580 000	1 896 065	9 344 467
IDBPD	BELAKANG PADANG	644 506 800	1 584 857 661	312 006 601	767 229 320
IDBTU	BATU AMPAR	86 279 582	320 863 497	380 082 721	1 212 483 009
IDTNJ	KIJANG	2 911 975	285 229 007	4 615 997	27 642 529
IDPAS	PASIR PANJANG	35 917 000	246 172 000	211 627	1 356 925
IDSKP	SEKUPANG	30 086 880	208 225 671	173 718 777	643 952 211
IDKAB	KABIL/PANAU	198 238 627	1 562 387 859	120 681 380	430 378 211
IDUNA	UDANG NATUNA	32 980 060	131 202 774	15 824 490	68 490 284
IDBTH	HANG NADIM (U)	371	103 815	76 660	1 657 901
DKI JAKARTA		1 406 843 500	6 365 854 635	4 850 810 649	22 335 734 710
IDTPP	TANJUNG PRIOK	1 395 835 978	6 311 516 793	4 306 218 171	19 651 013 340
IDJKT	JAKARTA / PASAR IKAN	-	54 520	-	531 797
IDCGK	SOEKARNO-HATTA (U)	11 007 345	54 283 146	544 533 496	2 684 130 591
IDHLP	HALIM PERDANA KUSUMA (U)	176	176	58 983	58 983
JAWA BARAT		33 908 813	201 190 087	16 283 595	90 328 117
IDBDO	HUSEIN SASTRANEGARA (U)	6 910	94 598	51 599	864 134
IDBLG	BALONGAN	33 881 978	201 006 391	15 097 132	84 767 158
IDBND	GEDE BAGE-BANDUNG (PTT)	19 925	89 098	1 134 865	4 696 826
JAWA TENGAH		328 063 634	1 340 451 575	618 084 400	2 821 232 072
IDTES	TANJUNG EMAS	228 314 551	1 015 547 095	613 381 124	2 735 651 740
IDCXP	CILACAP	99 561 100	323 833 127	3 671 431	80 219 805
IDSRG	ACHMAD YANI (U)	139 680	565 332	819 031	4 004 132
IDSMR	SEMARANG (PTT)	48 145	504 811	212 295	1 282 781
IDSOC	SOLO/JEBRES/ADI SUMARMO (U)	158	1 211	519	73 614

Tabel 5 : Ekspor Indonesia menurut Provinsi dan Pelabuhan muat

Mei 2019

Pelabuhan	Pelabuhan Muat	Berat bersih / Net weight (Kg)		Nilai / Value F.O.B. (U S \$)	
		Bulan ini	Kumulatif	Bulan ini	Kumulatif
(1)	(2)	(3)	(4)	(5)	(6)
DI YOGYAKARTA		144 155	716 401	1 546 323	5 685 871
IDJOG	ADI SUCIPTO (U)	144 155	716 401	1 546 323	5 685 871
JAWA TIMUR		1 285 756 458	5 567 710 994	1 813 569 947	8 404 216 818
IDTUB	TUBAN	288 177 134	1 123 209 289	120 882 039	563 266 178
IDGRE	GRESIK	229 710 037	840 644 128	108 311 186	405 470 046
IDTPE	TANJUNG PERAK	765 153 839	3 591 590 399	1 421 587 451	6 368 924 223
IDKLG	KALIANGET	-	1 007 740	-	13 491 860
IDSUB	JUANDA (U)-SURABAYA	1 264 837	5 751 468	161 349 734	1 047 453 394
IDSUR	SURABAYA (PTT)	1 450 282	5 507 408	1 438 002	5 607 096
IDMLG	ABDULRACHMAN SALEH (U)	-	235	-	2 485
IDMAD	MADIUN /ISWAHYUDI (U)	328	328	1 535	1 535
BANTEN		653 921 612	2 519 436 761	228 399 838	883 126 677
IDCIW	CIWANDAN	25 573 251	148 729 508	22 769 648	112 720 549
IDMRK	MERAK	265 676 059	1 154 838 754	51 457 104	194 791 628
IDTLN	TANJUNG LENENG	118 701 755	404 249 631	63 104 691	226 106 962
IDCGD	CIGADING	243 970 547	811 618 868	91 068 395	349 507 539
BALI		1 179 584	6 954 497	30 995 017	135 596 064
IDBOA	BENOA/LOLOAN	-	24 640	-	76 582
IDCBW	CELUKAN BAWANG	11 000	26 000	110 000	260 000
IDDPS	NGURAH RAI (U)	1 168 584	6 903 857	30 885 017	135 259 481
NUSA TENGGARA BARAT		138	49 292 923	197 247	64 501 823
IDBEN	BENETE	-	49 291 808	-	64 276 988
IDLOP	BANDARA UDARA INTERNASIONAL (LOMBOK)	138	1 115	197 247	224 835
NUSA TENGGARA TIMUR		5 128 172	23 524 491	1 177 725	5 692 287
IDATA	ATAPUPU	5 104 652	23 032 619	1 160 493	5 354 076
IDTEN	TENAU	23 520	491 872	17 232	338 211
KALIMANTAN BARAT		1 245 027 267	5 825 839 430	93 545 130	459 433 813
IDNBF	NANGA BADAU	15 503 000	76 726 000	6 985 087	35 042 251
IDPON	PONTIANAK	721 999 687	2 908 518 117	36 810 700	160 252 606
IDKTG	KETAPANG K. BARAT	54 100 080	165 100 122	1 591 998	4 267 246
IDTMO	TELOK MELANO	154 270 777	906 011 504	5 536 746	32 503 550
IDKDW	KENDAWANGAN	298 285 554	1 765 534 811	39 365 194	212 444 825
IDPNK	SUPADIO (U)	285	847	77 619	307 119
IDSTT	SINTETE	1 301	1 301	351 338	351 338
IDENT	ENTIKONG	615 991	2 514 623	808 177	3 452 933
IDJBB	JAGOIBABANG	250 592	1 432 106	2 018 272	10 811 946
KALIMANTAN TENGAH		175 434 901	762 077 590	47 648 469	191 265 379
IDPKN	PANGKALAN BUN	732 271	10 733 939	566 762	4 795 454
IDKUM	KUMAI	109 003 370	480 793 390	32 543 035	135 625 389
IDSMQ	SAMPIT	29 924 285	113 878 385	10 292 164	38 847 278
IDKKP	KUALA KAPUAS	5 905 600	8 904 380	2 614 732	3 752 020
IDPPS	PULANG PISAU	29 869 135	147 765 984	1 630 703	8 237 705
IDPKY	PANARU-PALANGKARAYA (U)	240	1 512	1 072	7 532

Tabel 5 : Ekspor Indonesia menurut Provinsi dan Pelabuhan muat

Mei 2019

Pelabuhan	Pelabuhan Muat	Berat bersih / Net weight (Kg)		Nilai / Value F.O.B. (U S \$)	
		Bulan ini	Kumulatif	Bulan ini	Kumulatif
(1)	(2)	(3)	(4)	(5)	(6)
KALIMANTAN SELATAN		13 592 173 986	64 678 735 163	690 553 816	3 383 752 238
IDNPL	NORTH PULAU LAUT	386 256 000	1 917 124 000	29 969 187	131 343 257
IDSTU	SATUI	3 696 932 560	19 396 361 560	143 242 732	697 956 578
IDTAR	TARJUN	121 836 331	528 903 379	45 840 421	239 754 956
IDPUT	PULAU LAUT	224 325 939	727 345 344	20 375 150	134 605 039
IDBAN	BANJARMASIN	7 675 385 156	35 891 252 410	408 556 275	1 982 595 093
IDKTB	KOTABARU	1 196 538 770	4 334 454 770	29 039 033	115 283 832
IDBLC	BATU LICIN	360 230	360 230	107 949	107 949
IDASA	ASAM ASAM	290 539 000	1 882 933 470	13 423 069	82 105 533
KALIMANTAN TIMUR		23 227 167 923	110 776 477 408	1 407 310 329	6 882 682 137
IDKRG	KARIANGAU	-	162 460	-	167 131
IDSAT	SANTAN TERMINAL, KL	19 477 503	19 477 503	12 626 820	12 626 820
IDTBA	TANJUNG BARA, KL	3 958 303 000	19 956 294 000	235 675 169	1 142 506 285
IDBPP	BALIKPAPAN	2 797 998 538	10 803 098 191	173 263 616	856 214 981
IDSRD	SAMARINDA	7 866 727 619	39 173 289 542	404 573 630	1 981 879 178
IDTRD	TANJUNG REDEP	3 643 001 259	16 685 885 177	194 407 015	874 728 715
IDTGR	PASIR/TANAH GROGOT	1 001 760	1 817 060	480 339	724 664
IDBPN	SEPINGGAN (U)	29 686	134 586	163 533	774 763
IDBTG	BONTANG	1 721 618 558	8 300 066 889	253 702 331	1 381 021 025
IDADB	ADANG BAY	2 025 272 000	10 267 043 000	93 473 575	460 889 717
IDSKI	SANGKULIRANG	1 193 738 000	5 569 209 000	38 944 301	171 148 858
KALIMANTAN UTARA		1 912 149 301	8 244 208 082	96 167 975	428 307 406
IDTJS	TANJUNG SELOR	182 344 050	687 875 010	3 602 536	15 892 180
IDLIN	LINGKAS TARAkan	1 231 444 495	5 716 974 840	76 247 110	340 543 855
IDNNX	NUNUKAN	59 552 444	316 267 805	9 686 001	50 080 952
IDBYQ	BUNYU	438 757 000	1 522 939 000	6 606 851	21 605 645
IDTRK	TARAkan (U)	51 312	138 750	25 477	172 626
IDJUA	JUATA TARAkan	-	12 677	-	12 149
SULAWESI UTARA		218 397 587	568 128 550	43 351 076	186 383 247
IDLIR	LIRUNG	84	415	15 075	73 460
IDAMU	AMURANG	14 300 961	88 455 236	6 354 943	44 644 982
IDBIT	BITUNG	72 089 199	280 993 930	31 883 923	131 315 779
IDPET	PETTA	11 916	1 728 574	139 200	2 187 156
IDMDC	SAM RATULANGI (U)	13 727	100 090	138 003	1 006 669
IDLUK	LABUHAN UKI	131 981 700	196 850 305	4 819 932	7 155 202
SULAWESI TENGAH		809 960 978	4 189 769 559	460 979 032	2 383 523 754
IDLuw	LUWUK	232 743 038	1 333 545 122	75 877 138	593 797 077
IDKLD	KOLONEDALE	503 023 198	2 454 619 609	345 500 613	1 588 884 520
IDPAT	PANTOLOAN	74 194 742	401 604 828	39 601 282	200 842 157
SULAWESI SELATAN		203 082 416	859 845 479	103 876 671	394 734 887
IDMAK	MAKASSAR	36 373 659	136 072 773	30 830 955	118 112 601
IDPAP	PARE-PARE	42 100 572	134 500 738	1 481 940	4 808 346
IDUJU	UJUNG Pandang	3 453 086	22 888 787	2 522 874	22 678 760
IDMLI	MALILI, SULAWESI	8 074 777	29 715 528	64 220 101	226 736 906
IDBKI	BIRING KASSI	112 950 291	536 127 083	4 177 294	19 743 180
IDUPG	HASANUDDIN (U)	130 031	540 570	643 507	2 655 093

Tabel 5 : Ekspor Indonesia menurut Provinsi dan Pelabuhan muat

Mei 2019

Pelabuhan	Pelabuhan Muat	Berat bersih / Net weight (Kg)		Nilai / Value F.O.B. (U S \$)	
		Bulan ini	Kumulatif	Bulan ini	Kumulatif
(1)	(2)	(3)	(4)	(5)	(6)
SULAWESI TENGGARA		781 144 525	4 671 319 947	95 653 392	511 600 943
IDBUW	BAU-BAU	2 734 498	2 734 498	328 140	328 140
IDKDR	KENDARI	382 665 027	2 247 353 508	82 377 033	414 042 608
IDPUM	POMALAA	395 745 000	2 421 231 941	12 948 219	97 230 194
GORONTALO		-	11 400 752	-	1 219 880
IDGOR	GORONTALO	-	11 400 752	-	1 219 880
SULAWESI BARAT		-	11 100 685	-	1 365 329
IDMJU	MAMUJU	-	11 100 685	-	1 365 329
MALUKU		27 100	71 300	250 675	659 525
IDLUV	TUAL	-	25 100	-	232 175
IDDBO	DOBO	27 100	46 200	250 675	427 350
MALUKU UTARA		1 391 228 040	4 950 013 877	76 344 589	307 917 720
IDGEB	GEBE	342 656 000	675 596 610	9 549 170	29 852 466
IDOZI	MOROTAI I	-	53 650 000	-	1 854 144
IDOBI	OBI ISLAND	1 048 572 040	3 993 620 267	66 795 420	264 853 760
IDTAX	TALIABU	-	227 147 000	-	11 357 350
PAPUA BARAT		575 048 303	2 502 909 604	183 928 973	936 914 046
IDMKW	MANOKWARI	-	245 443 007	-	9 231 478
IDNTI	BINTUNI, IRIAN JAYA	575 048 303	2 257 466 597	183 928 973	927 682 568
PAPUA		13 975 823	360 969 145	8 626 096	539 307 045
IDJYP	JAYAPURA	172 472	836 788	169 764	937 669
IDZRI	SERUI	4 798 350	41 056 213	3 340 019	28 530 253
IDMKQ	MERAUKE	-	8 340 812	-	3 407 402
IDTIM	AMAMAPARE	-	260 010 680	-	479 868 420
IDDJJ	JAYAPURA / SENTANI (U)	2 409	4 284	20 643	46 081
IDBXD	BADE, IRIAN JAYA	9 002 592	48 408 368	5 095 671	25 387 220
IDKMM	KIMAM, IRIAN JAYA	-	2 312 000	-	1 130 000
TOTAL EKSPOR		57 812 247 555	271 879 924 558	14 825 178 796	68 544 491 297

Sumber : dokumen PEB dan non PEB, diolah

DATA

MENCERDASKAN BANGSA

<https://www.bps.go.id>



BADAN PUSAT STATISTIK

Jl. dr. Sutomo No. 6-8 Jakarta 10710
Telp : (021) 3841195, 3842508, 3810291-4, Fax : (021) 3857046
Homepage : <http://www.bps.go.id> E-mail : bpshq@bps.go.id

