



Katalog : 8202019

**BULETIN
STATISTIK PERDAGANGAN LUAR NEGERI**

EKSPOR

**MENURUT HARMONIZED SYSTEM
JUNI 2019**



BADAN PUSAT STATISTIK

**BULETIN
STATISTIK PERDAGANGAN LUAR NEGERI**

EKSPOR

**MENURUT HARMONIZED SYSTEM
JUNI 2019**



Buletin Statistik Perdagangan Luar Negeri Ekspor Menurut HS, Juni 2019

ISSN : 2252-8563

No. Publikasi: 06110.1928

Katalog: 8202019

Ukuran Buku: -

Jumlah Halaman: vi + 233 halaman

Naskah t:

Subdirektorat Statistik Ekspor

Penyunting:

Subdirektorat Statistik Ekspor

Desain Kover oleh:

Subdirektorat Publikasi dan Kompilasi Statistik

Penerbit:

© BPS RI

Pencetak:

PT Citra Mawana Patamaro

Sumber Ilustrasi: -

Dilarang mengumumkan, mendistribusikan, mengkomunikasikan, dan/atau menggandakan sebagian atau seluruh isi buku ini untuk tujuan komersial tanpa izin tertulis dari Badan Pusat Statistik

KATA PENGANTAR

Buletin Statistik Perdagangan Luar Negeri Ekspor yang diterbitkan secara bulanan memuat data ekspor menurut 21 kelompok penggolongan barang, HS (*Harmonized System*) 2 digit, HS 8 digit, Negara Tujuan Ekspor, Provinsi, dan Pelabuhan Muat yang dirinci menurut Berat Bersih dan Nilai FOB. Buletin terbitan kali ini menyajikan data bulan Juni 2019 serta kumulatif bulan Januari sampai Juni 2019.

Buletin ini juga menyajikan gambaran singkat tentang perbandingan, pertumbuhan, dan peranan data ekspor menurut rincian diatas, serta data pokok yang cukup dominan atau yang mengalami perubahan signifikan. Diharapkan data ekspor ini dapat digunakan sebagai dasar evaluasi dan kajian perkembangan ekspor Indonesia.

Kepada para pengguna data, saran dan kritik yang bersifat konstruktif demi penyempurnaan publikasi ini, sangat diharapkan. Kiranya usaha BPS untuk meningkatkan pelayanan dan pemasyarakatan statistik (khususnya data Statistik Ekspor) dapat dilaksanakan secara baik dan berkesinambungan.

Jakarta, Agustus 2019

Kepala Badan Pusat Statistik



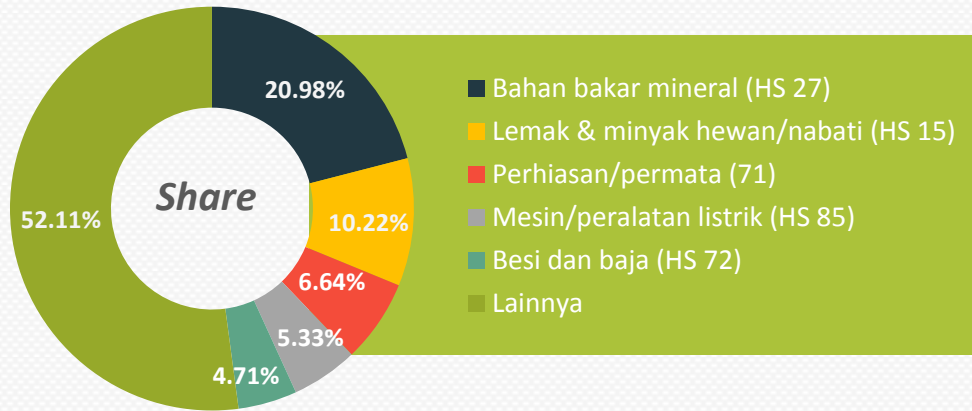
Dr. Suhariyanto

DAFTAR ISI

	Halaman / Page
Kata Pengantar	iii
Daftar Isi	iv
Penjelasan.....	1-3
Ringkasan	4-10
 Tabel-Tabel	
Tabel 1. Ekspor Indonesia Menurut 21 Golongan Barang.....	11
Tabel 2. Ekspor Indonesia Menurut Kode HS 2 digit	12-14
Tabel 3. Ekspor Indonesia Menurut Komoditi (Kode HS 8 digit)	15-224
Tabel 4. Ekspor Indonesia Menurut Negara Tujuan.....	225-228
Tabel 5. Ekspor Indonesia Menurut Provinsi dan Pelabuhan Muat..	229-233

EKSPOR INDONESIA MENURUT HARMONIZED SYSTEM

JUNI 2019



EKSPOR KE BEBERAPA NEGARA UTAMA



EKSPOR DARI BEBERAPA PELABUHAN UTAMA



PENJELASAN

A. PENDAHULUAN

Penyajian buku publikasi Buletin Statistik Perdagangan Luar Negeri Ekspor menurut HS Juni 2019 terdiri dari :

- Bagian ulasan yang menjelaskan tentang ringkasan ekspor Indonesia dari sisi migas dan nonmigas, perkembangan nilai ekspor Indonesia (FOB), ekspor Indonesia menurut negara tujuan utama, ekspor golongan barang HS 2 digit utama, ekspor Indonesia menurut pelabuhan muat utama tiap provinsi.
- Bagian lampiran yang berisi Tabel 1. Ekspor Indonesia Menurut 21 Golongan Barang, Tabel 2. Ekspor Indonesia Menurut Kode HS 2 Digit, Tabel 3. Ekspor Indonesia Menurut Komoditi (Kode HS 8 Digit), Tabel 4. Ekspor Indonesia Menurut Negara Tujuan dan Tabel 5. Ekspor Indonesia Menurut Provinsi dan Pelabuhan Muat.

B. DAERAH PENCATATAN

Daerah pencatatan statistik dalam publikasi ini meliputi seluruh wilayah Republik Indonesia.

C. SUMBER DATA

Data Ekspor dikumpulkan berdasarkan dokumen ekspor atau Pemberitahuan Ekspor Barang (PEB) yang diisi oleh Eksportir dan telah diberikan ijin muat oleh Kantor Pelayanan Bea dan Cukai, selanjutnya dikirim ke Badan Pusat Statistik (BPS) dan Bank Indonesia (BI). Sejak tahun 2015, sumber data lainnya adalah catatan instansi lain, PT. POS Indonesia, dan survei ekspor perbatasan laut.

D. SISTEM PERDAGANGAN

Pencatatan Statistik Perdagangan Luar Negeri menggunakan sistem perdagangan umum (*General Trade*) dimana pencatatan dilakukan dari dokumen PEB dan non PEB yang dimuat dari pelabuhan di seluruh wilayah Indonesia termasuk kawasan berikat.

E. RUANG LINGKUP

Pencatatan Statistik Ekspor meliputi seluruh barang yang keluar dari wilayah Republik Indonesia, baik yang bersifat komersial maupun bukan komersial seperti bantuan barang kredit lunak, hadiah dan sebagainya.

- a. Ekspor kapal laut dan pesawat udara termasuk dalam statistik ekspor sedangkan ekspor bunker oil untuk kapal tidak tercatat dalam publikasi ini.
- b. Barang-barang yang diolah di luar negeri tetap dicatat sebagai ekspor, meskipun hasil olahan barang tersebut akan kembali masuk ke wilayah Indonesia.
- c. Barang-barang berikut ini tidak termasuk dalam statistik ekspor, yaitu : pakaian dan barang-barang perhiasan penumpang, barang-barang yang dikirim untuk perwakilan Indonesia di luar negeri, barang-barang untuk ekspedisi dan ekshibisi/pameran, pembungkus/peti kemas untuk diisi di luar negeri, uang dan surat-surat berharga, barang-barang contoh dan barang-barang yang dikirim ke luar negeri untuk diperbaiki.

F. SISTEM PENGOLAHAN

Data dalam publikasi ini mencakup dokumen-dokumen ekspor periode pencatatan Juni 2019 yang diterima Badan Pusat Statistik, yang terdiri dari dokumen kepabeanan (PEB) dan dokumen dari sumber lainnya (non PEB).

G. KLASIFIKASI JENIS BARANG

Penggolongan barang di dalam publikasi periode Juni 2019 ini menggunakan Klasifikasi menurut Buku Tarif Kepabeanan Indonesia 2017 (BTKI-2017) yang didasarkan atas *Harmonized System* (HS) merupakan pembaruan dari BTKI tahun 2012. Versi yang terakhir ini mengalami perubahan yang relatif besar dibanding sistem pengkodean versi sebelumnya yaitu penggolongan barang dari 10 digit menjadi 8 digit serta perubahan pada penggolongan/pengelompokan barang maupun pendefinisianya.

H. PERIODE REFERENSI

Periode penentuan ekspor adalah tanggal diberikannya izin muat barang tersebut oleh pejabat Kantor Pelayanan Bea dan Cukai setelah diadakan pemeriksaan seperlunya.

I. NILAI BARANG

Nilai barang yang dicatat untuk Statistik Ekspor adalah nilai FOB (dolar AS).

J. SATUAN BARANG

Sejak tahun 1975 ekspor disajikan dalam berat bersih (kg).

K. NEGARA TUJUAN

Yang dimaksud dengan negara tujuan adalah negara tujuan akhir (*last known destination*) yang diketahui dimana barang tersebut akan dikonsumsi atau diperdagangkan.

L. PELABUHAN MUAT

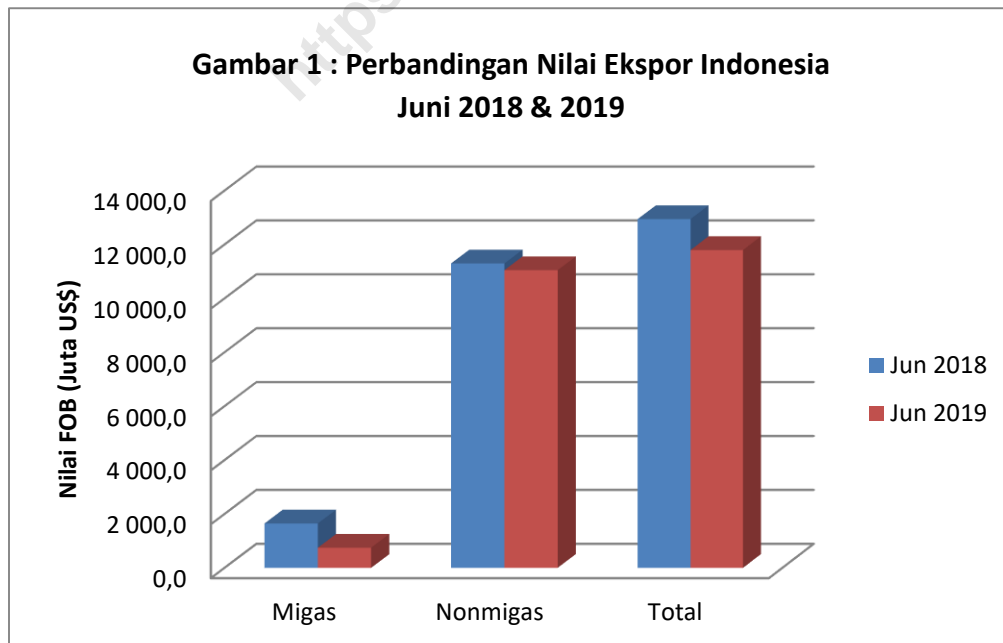
Yang dimaksud dengan pelabuhan muat ekspor adalah pelabuhan muat dimana surat izin muat ekspor tersebut dikeluarkan.

RINGKASAN

Ekspor Indonesia pada bulan Juni 2019 mencapai nilai US\$11.792,7 juta dengan volume 46.573,0 ribu ton, yang terdiri dari US\$746,2 juta hasil ekspor minyak dan gas (migas) dan US\$11.046,6 juta hasil ekspor komoditi nonmigas.

Dibandingkan periode yang sama tahun 2018, nilai ekspor turun US\$1.149,0 juta, karena adanya penurunan ekspor dari kelompok nonmigas sebesar US\$248,5 juta atau turun 2,20 persen dibanding nilai ekspor Juni 2018. Demikian pula ekspor migas mengalami penurunan sebesar US\$900,5 juta.

Dengan demikian, dapat dilihat bahwa penerimaan dari sektor migas kurang maksimal dan perlu ditingkatkan untuk mencapai kinerja yang optimal. Demikian pula halnya dengan ekspor nonmigas pada Juni 2019 yang mengalami penurunan kinerja cukup besar nilainya dibandingkan periode yang sama pada tahun 2018. Harga minyak mentah Indonesia pada bulan Juni 2019 sebesar US\$61 per barelnya, turun sebesar US\$9,36 per barel dibandingkan bulan Juni 2018.

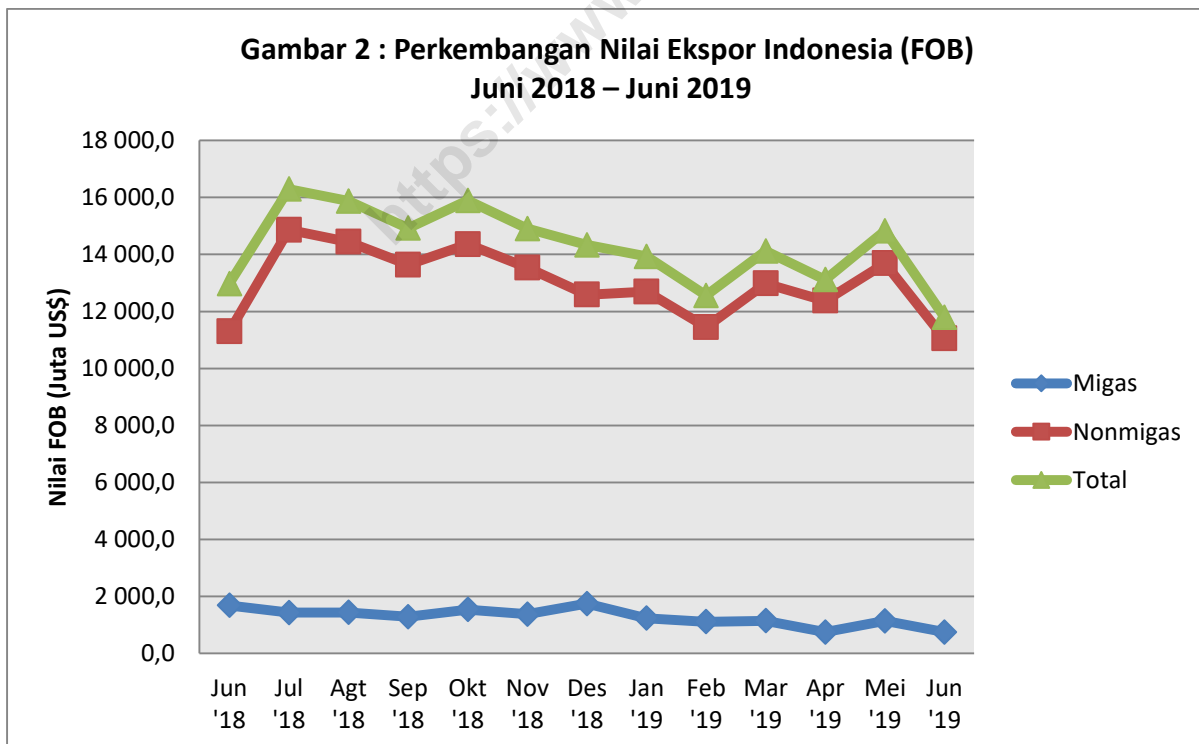


Sumber : dokumen PEB, non PEB, diolah

Pada Gambar 1 ditampilkan perbandingan nilai ekspor periode Juni 2018 dan 2019. Sedangkan trend perkembangannya dari bulan Juni 2018 sampai dengan Juni 2019 disajikan pada Gambar 2. Nilai ekspor kelompok migas pada Juni 2018 senilai US\$1.646,7 juta yang terdiri dari minyak mentah, hasil minyak dan gas masing-masing senilai US\$554,5 juta, US\$123,1 juta dan US\$969,0 juta. Sedangkan pada Juni 2019 untuk kelompok migas secara keseluruhan memberikan sumbangan nilai ekspor sebesar US\$746,2 juta atau mengalami penurunan sebesar

US\$900,5 juta dibandingkan dengan periode yang sama tahun 2018 dengan rincian minyak mentah US\$143,7 juta, hasil minyak US\$154,5 juta dan gas US\$448,0 juta.

Nilai ekspor untuk kelompok nonmigas yang terdiri dari hasil pertanian, hasil industri pengolahan serta hasil tambang dan lainnya pada bulan Juni 2018 masing-masing US\$199,8 juta, US\$8.556,8 juta, dan US\$ 2.538,4 juta. Sementara itu pada periode Juni 2019 masing-masing mencapai US\$209,0 juta, US\$9.032,9 juta, dan US\$1.804,7 juta.



Sumber : dokumen PEB, non PEB, diolah

Nilai ekspor Indonesia Juni 2019 mencapai US\$11,79 miliar atau turun sebesar 20,45 persen dibanding ekspor Mei 2019, dan turun sebesar 8,88 persen dibanding ekspor Juni 2018.

Ekspor nonmigas Juni 2019 mencapai US\$11,05 miliar atau turun sebesar 19,30 persen dibanding nilai ekspor nonmigas Mei 2019, dan turun 2,20 persen dibanding ekspor nonmigas Juni 2018.

Dipandang dari negara tujuan ekspor utama (Tabel A) ekspor ke Tiongkok Juni 2019 mencapai angka terbesar yaitu US\$1,92 miliar, disusul Jepang US\$1,28 miliar dan Amerika Serikat US\$1,08 miliar, dengan kontribusi ketiganya mencapai 36,30 persen. Untuk negara utama, peningkatan hanya terjadi pada ekspor ke Australia dengan peningkatan sebesar US\$4,4 juta. Untuk ekspor ke Uni Eropa (28 negara) sebesar US\$1,06 miliar, menunjukkan penurunan ekspor dibandingkan dengan nilai ekspor pada periode yang sama tahun 2018.

Dari Tabel A juga terlihat bahwa sebagian besar negara tujuan utama ekspor mengalami penurunan nilai. Penurunan terbesar terjadi pada negara Tiongkok dengan persentase penurunan 13,49 persen, negara Jepang dengan persentase penurunan 14,79 persen dan negara India dengan persentase penurunan 21,29 persen.

Pada Tabel B ekspor golongan barang HS 2 digit utama terlihat bahwa sebagian nilai ekspor mengalami peningkatan. Peningkatan terbesar terjadi pada perhiasan dan permata sebesar US\$494,6 juta yang merupakan komoditi terbesar ke-3 untuk ekspor Juni 2019 dan komoditi terbesar ke-12 untuk ekspor Juni 2018.

Sedangkan penurunan terbesar ekspor golongan barang HS 2 digit utama Juni 2019 terjadi pada bahan bakar mineral sebesar US\$1.241,1 juta yang merupakan komoditi ekspor terbesar ke-1 pada Juni 2019 dan 2018.

Menurut sektor, ekspor hasil industri pengolahan Juni 2019 naik sebesar 5,56 persen dibanding ekspor hasil industri pengolahan periode yang sama tahun 2018, ekspor hasil pertanian naik sebesar 4,62 persen, sedangkan ekspor hasil tambang & lainnya turun sebesar 28,91 persen.

Berdasarkan Tabel C total ekspor Indonesia menurut provinsi pelabuhan muat, ekspor Indonesia terbesar pada periode Juni 2019 berasal dari DKI (daerah khusus ibukota) Jakarta dengan nilai US\$3,66 miliar (31,07 persen), diikuti Jawa Timur sebesar US\$1,51 miliar (12,83 persen) dan Kalimantan Timur sebesar US\$1,35 miliar (11,44 persen).

**Tabel A. Total Ekspor Indonesia Menurut Negara Tujuan Utama
Juni 2018 dan Juni 2019**

Negara Tujuan	Nilai FOB (Juta US\$)				Perubahan Jun'19 thd Jun'18 (Juta US\$)
	Jun 2018	Jun 2019	Jan-Jun 2018	Jan-Jun 2019	
(1)	(2)	(3)	(4)	(5)	(6)
ASEAN	3 172,9	2 945,0	20 414,2	19 848,8	-227,9
1 Singapura	1 011,1	922,2	6 493,1	6 193,5	-88,9
2 Malaysia	703,9	655,0	4 479,5	4 116,3	-48,9
3 Thailand	507,4	406,9	3 470,3	3 190,7	-100,5
ASEAN Lainnya	950,4	960,7	5 971,3	6 348,3	10,4
UNI EROPA	1 181,1	1 063,5	8 609,5	7 342,9	-117,6
4 Germany, Fed. Rep. of	155,9	153,1	1 301,1	1 144,7	-2,9
5 France	73,9	61,2	514,9	405,6	-12,6
6 United Kingdom	87,4	81,7	703,3	666,6	-5,7
Uni Eropa Lainnya	863,9	767,5	6 090,2	5 126,0	-96,4
NEGARA UTAMA LAINNYA	7 053,3	6 040,4	46 164,6	41 214,0	-1 012,9
7 China	2 224,9	1 924,7	13 362,5	12 271,2	-300,2
8 Japan	1 500,1	1 278,2	9 776,2	8 000,0	-221,9
9 United States	1 182,9	1 077,4	8 979,1	8 371,2	-105,5
10 India	952,2	749,5	6 294,9	5 777,6	-202,7
11 Australia	185,0	189,4	1 371,6	1 072,1	4,4
12 Korea, Republic Of	710,8	561,7	4 421,6	3 791,4	-149,1
13 Taiwan	297,4	259,6	1 958,7	1 930,5	-37,8
Total 13 Negara Tujuan Utama	9 592,9	8 320,6	63 126,9	56 931,3	-1 272,3
Lainnya	3 348,8	3 472,1	24 728,7	23 405,9	123,3
Total Ekspor Indonesia	12 941,7	11 792,7	87 855,6	80 337,2	-1 149,0

Sumber : dokumen PEB, non PEB, diolah

Pada Tabel 1 disajikan ekspor menurut 21 golongan barang HS. Disini terlihat bahwa perolehan devisa terbesar pada bulan Juni 2019 dari kelompok golongan barang V (Produk mineral) dengan nilai US\$2.590,8 juta atau sekitar 21,97 persen dari total ekspor, kelompok golongan barang III (Lemak, Minyak, Malam Nabati/Hewani) dengan nilai US\$1.205,5 juta atau sekitar 10,22 persen, serta kelompok golongan barang XV (Logam tidak mulia dan barang daripadanya) senilai US\$1.048,3 juta atau sekitar 8,89 persen.

Dibandingkan periode yang sama tahun sebelumnya, produk mineral mengalami penurunan 39,47 persen; begitu pula dengan lemak, minyak, malam nabati/hewani mengalami penurunan sebesar 19,59 persen. Berbeda dengan logam tidak mulia dan barang daripadanya yang naik sebesar 19,21 persen.

Pada Tabel 2 disajikan ekspor menurut HS 2 digit. Nilai ekspor yang mengalami pertumbuhan positif terbesar untuk bulan Juni 2019 dibandingkan dengan nilai ekspor Juni 2018 antara lain HS 37 (*photographic and cinematographic goods*) dengan tingkat pertumbuhan 173.792,62 persen dan nilai ekspor US\$44.064. Kemudian HS 36 (*explosives; pyrotechnic product*) dengan besar tingkat pertumbuhan

mencapai 8.126,69 persen dan memiliki nilai ekspor mencapai US\$0,7 juta, selanjutnya HS 89 (*ships, boat and floating structures*) yang memiliki tingkat pertumbuhan 235,34 persen dengan nilai ekspor US\$33,1 juta. Kemudian peningkatan terjadi pada HS 71 (*natural and cultural pearls*) dengan tingkat pertumbuhannya sebesar 171,26 persen dan nilai ekspor mencapai US\$783,4 juta, serta HS 86 (*railway and tramway locomotive*) dengan tingkat pertumbuhan mencapai 141,86 persen dengan nilai ekspor mencapai US\$1,3 juta.

Adapun jenis barang yang mengalami penurunan antara lain HS 10 (*cereals*) dengan penurunan ekspor 99,61 persen dengan nilai ekspor US\$47.495, kemudian HS 43 (*furskins and artificial fur, manufactures thereof*) yang mengalami penurunan mencapai 99,56 persen dengan total nilai ekspor mencapai US\$244. Selanjutnya HS 88 (*aircraft and its component*) dengan penurunan ekspor 84,17 persen dengan nilai ekspor US\$3,7 juta, diikuti HS 26 (*ores, slag and ash*) yang mengalami penurunan ekspor 82,48 persen dengan nilai ekspor sebesar US\$94,3 juta, dan HS 51 (*wool, fine or coarse animal hair*) yang mengalami penurunan ekspor 59,29 persen dengan nilai ekspor sebesar US\$10.617.

**Tabel B. Total Ekspor Golongan Barang HS2 Digit Utama
Juni 2018 dan Juni 2019**

Golongan Barang (HS)	Nilai FOB (Juta US\$)				Perubahan Jun'19 thd Jun'18 (Juta US\$)
	Jun 2018	Jun 2019	Jan-Jun 2018	Jan-Jun 2019	
(1)	(2)	(3)	(4)	(5)	(6)
1 Bahan bakar mineral (27)	3 715,5	2 474,5	20 602,1	17 488,2	-1 241,1
2 Lemak & minyak hewan/nabati (15)	1 499,3	1 205,5	9 872,4	8 082,6	-293,8
3 Mesin/peralatan listrik (85)	583,5	628,6	4 148,8	3 919,0	45,1
4 Kendaraan dan Bagiannya (87)	422,6	514,5	3 442,8	3 681,6	91,9
5 Besi dan Baja (72)	386,4	555,8	2 535,0	3 369,7	169,5
6 Perhiasan/permata (71)	288,8	783,4	3 001,7	3 195,2	494,6
7 Karet dan Barang dari karet (40)	400,9	441,7	3 238,4	2 962,1	40,8
8 Mesin-mesin/Pesawat Mekanik (84)	351,1	358,0	2 815,3	2 552,2	6,9
9 Alas kaki (64)	297,6	262,5	2 499,3	2 194,5	-35,1
10 Pakaian jadi bukan rajutan (62)	286,2	275,4	2 162,3	2 183,4	-10,8
Total 10 Golongan Barang	8 231,8	7 499,9	54 318,0	49 628,5	-731,9
Lainnya	4 709,9	4 292,8	33 537,6	30 708,7	-417,1
Total Ekspor Indonesia	12 941,7	11 792,7	87 855,6	80 337,2	-1 149,0

Sumber : dokumen PEB, non PEB, diolah

**Tabel C. Total Ekspor Indonesia Menurut Pelabuhan Muat Utama Tiap Provinsi
Bulan Juni 2019 (Juta US\$)**

Provinsi	Nilai Fob (Juta US\$)	Pelabuhan Muat	Nilai Fob (Juta US\$)
(1)	(2)	(3)	(4)
ACEH	10,9	MEULABOH	10,9
SUMATERA UTARA	526,5	BELAWAN	453,6
SUMATERA BARAT	104,2	PADANG/TL.BAYUR	104,1
RIAU	806,7	DUMAI	550,8
JAMBI	78,1	JAMBI	48,8
SUMATERA SELATAN	257,0	MUSI RIVER/BOOM BARU	231,5
BENGKULU	6,4	PULAU BAAI	6,4
LAMPUNG	192,7	PANJANG	93,1
KEPULAUAN BANGKA BELITUNG	166,4	PANGKAL BALAM	1,6
KEPULAUAN RIAU	801,9	BATU AMPAR	301,1
DKI JAKARTA	3 664,5	TANJUNG PRIOK	2 990,9
JAWA BARAT	14,6	BALONGAN	13,9
JAWA TENGAH	392,5	TANJUNG EMAS	381,9
DI YOGYAKARTA	0,7	ADI SUCIPTO (U)	0,7
JAWA TIMUR	1 512,9	TANJUNG PERAK	1 004,0
BANTEN	147,1	TANJUNG LENENG	24,8
BALI	19,5	NGURAH RAI (U)	19,4
NUSA TENGGARA BARAT	0,0	BENETE	0,0
NUSA TENGGARA TIMUR	1,1	ATAPUPU	1,0
KALIMANTAN BARAT	88,6	KENDAWANGAN	47,9
KALIMANTAN TENGAH	28,2	KUMAI	25,6
KALIMANTAN SELATAN	613,4	BANJARMASIN	377,3
KALIMANTAN TIMUR	1 348,7	SAMARINDA	330,5
KALIMANTAN UTARA	57,7	LINGKAS TARAKAN	40,4
SULAWESI UTARA	27,3	BITUNG	15,3
SULAWESI TENGAH	466,5	KOLONEDALE	315,8
SULAWESI SELATAN	95,7	BALANTANG/MALILI	0,0
SULAWESI TENGGARA	108,5	KENDARI	87,1
GORONTALO	2,0	GORONTALO	2,0
SULAWESI BARAT	0,0	MAMUJU	0,0
MALUKU	0,2	BULA	0,0
MALUKU UTARA	55,7	OBI ISLAND	44,2
PAPUA BARAT	186,9	BINTUNI, IRIAN JAYA	185,0
PAPUA	9,7	AMAMAPARE	0,1
Total Ekspor Indonesia	11 792,7	Total Pelabuhan Utama	7 709,9

Sumber : dokumen PEB, non PEB, diolah

Tabel 1. Ekspor Indonesia menurut 21 Golongan Barang

Juni 2019

Golongan	Uraian golongan barang	Berat bersih (Kg)		Nilai F.O.B. (U S \$)	
		Bulan ini	Kumulatif	Bulan ini	Kumulatif
(1)	(2)	(3)	(4)	(5)	(6)
I	Binatang Hidup; Produk Hewani	46 564 131	377 355 021	203 065 056	1 697 819 771
II	Produk Nabati	296 827 424	2 244 738 020	181 982 053	1 438 027 107
III	Lemak, Minyak, Malam Nabati/hewani	2 384 062 571	15 267 350 526	1 205 498 410	8 082 577 128
IV	Olahan Makanan, minuman, Minuman Keras, Tembakau	660 095 250	4 154 666 645	501 811 277	3 386 477 107
V	Produk Mineral	39 346 306 283	271 721 529 287	2 590 810 756	18 924 717 338
VI	Produk Industri Kimia atau Produk Industri Terkait	1 414 131 516	8 059 723 000	902 232 972	5 812 440 450
VII	Plastik, Karet, dan Barang-barang Daripadanya	361 552 333	2 481 910 806	613 553 181	4 188 698 345
VIII	Kulit, Kulit Samak dan Barang Daripadanya	2 609 434	20 382 944	48 939 015	410 004 657
IX	Kayu dan Barang dari Kayu, Barang Anyaman, dll	296 941 535	2 432 250 488	224 461 325	1 900 990 069
X	Pulp, Kertas dan Barang Daripadanya	764 127 463	4 946 200 184	532 773 879	3 503 932 628
XI	Tekstil dan Barang Tekstil	165 464 664	1 192 585 071	825 094 649	6 426 575 082
XII	Alas Kaki, Payung, Bunga Tiruan, dll	14 331 044	121 054 053	290 493 875	2 418 935 254
XIII	Barang dari Batu, Semen, Mika, Keramik, Kaca, dll	100 699 365	679 046 808	51 330 588	363 568 561
XIV	Mutiara, Batu Mulia/Semi Mulia, Logam Mulia/Semi Mulia, dll	249 011	1 446 047	783 425 150	3 195 213 598
XV	Logam Tidak Mulia dan Barang Daripadanya	542 669 674	3 393 879 309	1 048 261 227	6 295 867 691
XVI	Mesin dan Perlengkapan Elektris, serta Aksesoris dari Barang Tersebut	73 304 053	531 795 079	986 678 683	6 471 127 072
XVII	Kendaraan, Pesawat Terbang, Kapal dll	62 393 781	471 110 390	552 566 722	3 827 506 788
XVIII	Alat Optis, Fotografi, Musik, Jam dll	5 291 294	38 855 360	83 474 093	583 884 805
XIX	Senjata dan Amunisi; Bagian dan Aksesorisnya	228	3 032	155 233	436 366
XX	Bermacam-macam Barang Hasil Pabrik	35 261 333	315 422 551	161 552 520	1 373 705 480
XXI	Karya Seni, Barang Kolektor dan Barang Antik	164 738	1 667 062	4 569 085	34 715 747
	Total Ekspor	46 573 047 124	318 452 971 682	11 792 729 749	80 337 221 046

Sumber : dokumen PEB dan non PEB, diolah

Tabel 2. Ekspor Indonesia menurut kode HS 2 digit

Juni 2019

H S	Uraian golongan barang	Berat bersih (Kg)		Nilai F.O.B. (U S \$)	
		Bulan ini	Kumulatif	Bulan ini	Kumulatif
(1)	(2)	(3)	(4)	(5)	(6)
01	Live animals	2 330 512	15 126 993	4 913 457	31 931 876
02	Meat and edible meat offal	207 521	1 611 931	1 470 879	7 862 894
03	Fish and crustaceans, Molluscs and other aquatic invertebrates	40 653 845	334 288 293	176 720 565	1 475 788 247
04	Dairy products, bird's eggs; natural honey, edible products of animal	1 952 496	15 119 255	18 477 401	170 431 385
05	Products of animal origin, not elsewhere specified or included	1 419 756	11 208 550	1 482 753	11 805 369
06	Live trees and other plants; bulbs, roots and the like; cut flowers and ornamental foliage	506 426	4 198 624	975 814	8 250 655
07	Edible vegetables and certain roots and tubers	8 002 368	45 145 540	6 069 813	39 586 388
08	Edible fruits and nuts; peel of citrus fruit or melons	42 361 057	479 440 404	29 663 991	349 337 860
09	Coffee, tea, mate, and spices	32 448 812	226 839 017	99 113 636	717 146 653
10	Cereals	87 442	825 993	47 495	634 027
11	Products of the milling industry; malt, starches; inulin;wheat gluten	8 013 724	49 499 575	3 609 981	24 206 391
12	Oil seeds and oleaginous fruits; grains,seed, and fruits; industrial or medical plants; straw and fodder	16 804 579	135 898 672	20 704 514	142 396 262
13	Lac; gums; resins and other vegetable saps and extracts	2 853 283	30 442 921	9 543 281	71 971 602
14	Vegetable plaiting materials; vegetable products	185 749 734	1 272 447 273	12 253 529	84 497 270
15	Animal or vegetable oils/fats and their cleavage products; prepared edible fats; animal or vegetables waxes	2 384 062 571	15 267 350 526	1 205 498 410	8 082 577 128
16	Preparations of meat/fish/crustaceans/molluscs or other aquatic	11 496 247	86 954 905	73 848 758	585 076 373
17	Sugar and sugar confectionery	84 199 879	275 195 679	23 317 067	124 696 838
18	Cocoa and cocoa preparations	28 891 468	150 192 556	97 209 676	519 769 723
19	Preparations of cereals, flour, starch or milk; pastrycooks' products	29 995 035	210 935 216	63 869 975	439 007 123
20	Preparations of vegetables, fruits, nuts or other part of plants	12 731 970	116 772 958	12 495 139	113 185 531
21	Miscellaneous edible preparations	32 842 152	224 675 532	86 728 002	576 090 816
22	Beverages, spirit, and vinegar	22 044 785	141 532 372	12 451 380	76 131 903
23	Residues and waste from the food industries	428 456 589	2 879 789 875	52 706 694	360 876 021
24	Tobacco and manufactured tobacco substitutes	9 437 126	68 617 553	79 184 586	591 642 778
25	Salts; sulphur; earths and stone; plastering materials, lime and	1 149 530 360	8 038 666 464	22 055 860	183 915 316
26	Ores, slag, and ash	2 823 689 805	20 820 295 207	94 288 536	1 252 644 216
27	Mineral fuels, mineral oils and products of their distillation; bituminous substances; mineral waxes	35 373 086 118	242 862 567 616	2 474 466 360	17 488 157 807
28	Inorganic chemicals	288 179 968	1 641 358 945	89 838 665	540 980 454
29	Organic chemicals	267 266 121	1 721 941 164	202 747 853	1 509 542 014
30	Pharmaceutical products	1 151 854	10 797 691	37 239 871	248 136 357
31	Fertilizers	250 656 861	940 418 133	67 674 243	257 364 887
32	Tanning or dyeing extracts,tannins and their derivatives;dyes, pigments and other colouring matter; paints and varnishes; putty and other mastics; ink	8 133 246	61 629 453	35 262 259	241 698 264
33	Essential oils and resinoids; perfumery, cosmetic or toilet preparation	6 249 797	46 247 109	48 741 667	369 640 117
34	Soap, organic surfasce-active agents, washing, and lubricating	67 203 666	501 134 451	60 244 784	460 479 951
35	Albuminoidal substances; modified starches; glues; enzymes	1 573 071	10 572 998	4 212 606	28 081 977
36	Explosives; pyrotechnic products; matches; pyrophonic alloys; certain combustible preparations	547 253	3 583 810	735 053	5 007 458
37	Photographic and cinematographic goods	3 444	54 247	44 064	432 080
38	Miscellaneous chemical products	523 166 234	3 121 984 998	355 491 907	2 151 076 892
39	Plastics and articles thereof	118 218 477	840 122 834	171 871 876	1 226 553 388
40	Rubber and articles thereof	243 333 856	1 641 787 973	441 681 305	2 962 144 958
41	Raw hides, skins(other than furskins), and leather	271 216	1 923 618	4 231 722	41 831 475
42	Articles of leather; saddlery and harness; travel goods, handbags and similar containers	2 338 194	18 437 707	44 707 049	367 940 416
43	Furskins and artificial fur; manufactures thereof	24	21 619	244	232 765
44	Wood and articles of wood; wood charcoal	295 826 552	2 421 840 301	219 335 685	1 853 464 613
45	Cork and articles of cork	3 019	41 726	6 276	94 635
46	Manufactured of straw or other plaiting materials; basketware and	1 111 964	10 368 461	5 119 364	47 430 820

Tabel 2. Ekspor Indonesia menurut kode HS 2 digit

Juni 2019

H S	Uraian golongan barang	Berat bersih (Kg)		Nilai F.O.B. (U S \$)	
		Bulan ini	Kumulatif	Bulan ini	Kumulatif
(1)	(2)	(3)	(4)	(5)	(6)
47	Pulp of wood or of other fibrous cellulosic material; recovered (waste and scrap) paper or paperboard	325 392 602	2 290 486 883	176 827 776	1 311 381 945
48	Paper and paperboard; articles of paper pulp or of paper/paperboard	438 294 364	2 652 346 998	354 139 198	2 178 696 743
49	Printed books, newspapers, pictures, and other products of the printing industry	440 497	3 366 303	1 806 906	13 853 940
50	Silk	4 047	44 329	37 525	341 288
51	Wool, fine or coarse animal hair; horse hair yarn, woven fabrics	1 820	44 718	10 617	380 051
52	Cotton	17 441 391	155 859 846	47 210 430	413 923 209
53	Other vegetable textile fibres; paper yarns and woven fabrics of	2 258 686	18 613 229	541 330	7 813 489
54	Man-made filaments	18 883 998	137 637 877	54 385 175	432 568 184
55	Man-made staple fibres	93 170 818	603 542 152	171 250 690	1 188 547 528
56	Wadding, felt, and non-wovens; special yarn; twine, cordage, ropes and cables and articles thereof	2 742 527	19 976 472	10 931 934	78 797 337
57	Carpets and other textile floor coverings	746 283	8 574 236	3 247 197	27 867 966
58	Special woven fabrics; tufted textile fabrics; lace; tapestries;	270 920	2 244 069	2 301 850	23 107 235
59	Impregnated, coated, covered or laminated textile fabrics	2 181 366	17 783 066	9 595 517	79 005 365
60	Knitted or crocheted fabrics	1 602 326	9 364 626	5 094 127	51 953 856
61	Articles of apparel and clothing accessories, knitted or crocheted	13 414 327	107 985 871	234 357 229	1 852 952 735
62	Articles of apparel and clothing accessories, not knitted or crocheted	10 130 271	91 801 413	275 398 235	2 183 397 469
63	Other made up textile articles; sets; worn clothing and worn textile articles; rags	2 615 883	19 113 165	10 732 792	85 919 370
64	Footwear, gaiters and the like; parts of such articles	13 349 771	113 395 286	262 510 920	2 194 530 190
65	Headgear and parts thereof	334 154	2 458 457	3 757 721	30 815 883
66	Umbrellas, walking sticks, seat-sticks, whips, riding-crops and parts	6 432	248 809	64 999	1 156 813
67	Prepared feathers and articles; artificial flowers; articles of human	640 686	4 951 501	24 160 236	192 432 368
68	Articles of stone, plaster, cement, asbestos, mica or similar material	31 142 332	282 051 844	8 962 848	76 064 025
69	Ceramic products	29 552 682	159 901 045	19 468 894	152 209 741
70	Glass and glassware	40 004 351	237 093 918	22 898 846	135 294 795
71	Natural and cultured pearls, precious/semi precious stones, and precious metal, and articles thereof, imitation jewellery; coin	249 011	1 446 047	783 425 150	3 195 213 598
72	Iron and steel	439 992 066	2 743 730 937	555 837 536	3 369 730 193
73	Articles of iron and steel	44 701 422	292 816 790	80 402 424	586 271 330
74	Copper and articles thereof	26 585 221	149 688 413	155 518 939	911 137 948
75	Nickel and articles thereof	8 778 545	38 684 391	66 682 119	297 963 268
76	Aluminium and articles thereof	11 668 234	105 402 389	31 536 314	288 903 439
78	Lead and articles thereof	752 032	4 868 123	1 640 392	11 656 018
79	Zinc and articles thereof	454 406	5 259 539	691 514	8 547 945
80	Tin and articles thereof	7 605 902	35 889 976	144 299 251	721 371 972
81	Other base metal; cermets; and articles thereof	117 835	1 296 696	611 076	6 883 225
82	Tools, implements, cutlery, spoon and forks, of base metal and parts	209 414	3 133 468	3 858 714	43 333 786
83	Miscellaneous articles of base metal	1 804 598	13 108 587	7 182 950	50 068 567
84	Nuclear reactors, boilers, machinery and mechanical appliances;	40 750 679	313 607 376	358 031 306	2 552 170 475
85	Electrical machinery and equipments; sound recorders/reproducers	32 553 374	218 187 703	628 647 377	3 918 956 598
86	Railway and tramway locomotive, mechanical traffic, and all kinds	610 482	8 043 972	1 267 919	36 870 974
87	Vehicles other than railway/tramway, and parts and accessories	58 312 616	426 401 794	514 463 887	3 681 631 513
88	Aircraft and its components	23 187	279 226	3 715 740	35 251 778
89	Ships, boat, and floating structures	3 447 496	36 385 399	33 119 175	73 752 522
90	Optical, photographic, cinematographic, measuring, checking,	1 619 636	11 451 073	42 119 250	288 535 296
91	Clocks and watches and parts thereof	18 603	118 781	1 389 095	9 761 874
92	Musical instruments; parts and accessories of such articles	3 653 055	27 285 506	39 965 748	285 587 635
93	Arms and ammunition; parts and accessories thereof	228	3 032	155 233	436 366
94	Furniture, bedding, mattress supports, cushions and stuffed	25 727 916	235 683 152	100 624 534	941 984 820

Tabel 2. Ekspor Indonesia menurut kode HS 2 digit

Juni 2019

HS	Uraian golongan barang	Berat bersih (Kg)		Nilai F.O.B. (U S \$)	
		Bulan ini	Kumulatif	Bulan ini	Kumulatif
(1)	(2)	(3)	(4)	(5)	(6)
95	Toys, games and sports requisiters; parts and accessories thereof	2 863 301	19 293 532	33 997 415	218 369 039
96	Miscellaneous manufactured articles	6 670 116	60 445 868	26 930 571	213 351 621
97	Works of arts, collectors' piece and antiques	62 122	778 116	256 283	2 453 014
99	Postal packages, parcels, and returned goods	102 616	888 946	4 312 802	32 262 733
Total Ekspor		46 573 047 124	318 452 971 682	11 792 729 749	80 337 221 046

Sumber : dokumen PEB dan non PEB, diolah

<https://www.bps.go.id>

Tabel 3 : Ekspor Indonesia menurut Komoditi (Kode HS 8 digit)

Juni 2019

Kode H S	Uraian golongan barang	Berat bersih (Kg)		Nilai F.O.B. (U S \$)	
		Bulan ini	Kumulatif	Bulan ini	Kumulatif
(1)	(2)	(3)	(4)	(5)	(6)
01039200	Live swine, other than breeding animals, weighing 50 kg or more	2 302 713	14 893 336	4 566 371	29 544 603
01041090	Live sheep, other than pure-bred breeding animals	-	6 000	-	23 981
01042090	Live goats, other than pure-bred breeding animals	-	9 370	-	116 641
01051110	Live breeding fowls of the species Gallus domesticus, weighing not more than 185g	215	2 985	8 850	56 279
01051190	Live fowls spec Gallus domesticus, weight not more than 185g, other than breeding	-	32	-	1 600
01061400	Live rabbits and hares	-	302	-	7 901
01061900	Mammals other than primates, marine mammals, camels, rabbit and hares	883	3 127	9 235	58 469
01062000	Live reptiles (including snakes and turtles)	26 276	210 095	309 613	1 978 720
01063200	Live psittaciformes (including parrots, parakeets, macaws and cockatoos)	134	578	14 010	111 106
01063900	Live birds, other than birds of prey, Psittaciformes, ostriches and emus (Dromaius novaehollandiae)	163	419	1 237	3 260
01064900	Live insects, other than bees	5	90	2 520	13 015
01069000	Live animals, other than mammals, reptiles, birds, and insects	122	659	1 622	16 301
02064900	Edible offal of swine, (other than livers), frozen	-	8 000	-	2 760
02068000	Edible offal of sheep, goats, horses, asses, mules or hinnies, fresh or chilled	-	232	-	1 153
02071200	Meat and edible offal of fowls of the species Gallus domesticus, not cut in pieces, frozen	16 890	58 532	25 335	122 046
02071420	Meat and edible offal of fowls of the species Gallus domesticus, cuts and offal, Thighs frozen	-	25 095	-	85 825
02085000	Meat and edible meat offal of reptiles (incl snakes and turtles), fresh, chilled or frozen	-	47 452	-	42 642
02089010	Frogs' legs fresh, chilled or frozen	171 969	946 877	1 363 151	6 503 201
02089090	Meat & edible meat offal of animals other than rabbits/hares, primates, marine mammals, reptiles, & camels, fresh, chilled/frozen	-	44 027	-	365 475
02101990	Meat of swine, salted, in brine, dried or smoked other than hams, shoulders bone in, bellies, bacon or boneless hams	-	2 509	-	17 616
02109300	Meat & edible offal, incl edible flours, of reptiles (including snakes and turtles)	18 461	471 231	82 189	687 242
02109990	Meat & edible meat offal, salted, in brine, dried/smoked; edible flours & meals of meat/meat offal, n.e.c in heading 0210	202	7 977	204	34 934
03011111	Botia (Chromobotia macracanthus), fry	100	1 158	3 038	39 901
03011119	Live freshwater ornamental fish, fry, other than Botia	2 829	26 000	30 063	502 291
03011191	Koi carp (Cyprinus carpio)	-	920	-	7 258
03011192	Goldfish (Carassius auratus)	115	671	2 775	8 025
03011193	Siamese fighting fish (Beta splendens)	319	2 523	4 676	32 523
03011194	Oscars (Astonotus ocellatus)	72	589	731	5 990
03011195	Arowanas (Scleropages formosus)	4 081	29 291	451 288	3 376 275
03011196	Arowanas Jardini (Scleropages jardini)	89	1 411	7 080	125 689
03011199	Live ornamental freshwater fish other than koi carp, goldfish, Beta splendens, oscars, and arowanas	59 915	440 967	1 131 165	8 521 946
03011910	Live marine ornamental fish, fry	1 584	20 821	33 102	413 379
03011991	Banggai cardinal fish (Pterapogon kauderni), live	87	1 413	4 462	37 847
03011992	Napoleon wrasse (Cheilinus undulatus), live	20	3 865	748	158 748
03011999	Live marine ornamental fish, other than fry	25 529	253 816	400 248	3 302 462
03019200	Live eels (Anguilla spp)	63 413	2 180 044	70 485	3 591 026
03019310	Live carp (family of Cyprinidae), breeding other than fry	-	871	-	1 892
03019390	Live carp (family of Cyprinidae), other than breeding	-	317	-	634
03019911	Live fry fish, Milkfish and Grouper, breeding	42 578	352 272	584 619	5 559 243
03019919	Live fry fish, Milkfish and Grouper, other than breeding	9 931	105 546	130 029	684 504
03019921	Live fry fish, other than Milkfish and Grouper, breeding	-	40	-	4 310
03019929	Live fry fish, other than Milkfish and Grouper, other than breeding	850	1 191	1 058	6 790
03019949	Live freshwater fish, other than ornamental, other tilapias and carp	13 546	76 399	81 214	488 215
03019952	Live Grouper	130 997	1 350 513	1 175 036	11 473 076
03019959	Live marine fish other than milkfish (breeding), grouper, trout, eels, carp, bluefins tunas	32 479	188 791	171 923	1 009 653

Tabel 3 : Ekspor Indonesia menurut Komoditi (Kode HS 8 digit)

Juni 2019

Kode H S	Uraian golongan barang	Berat bersih (Kg)		Nilai F.O.B. (U S \$)	
		Bulan ini	Kumulatif	Bulan ini	Kumulatif
(1)	(2)	(3)	(4)	(5)	(6)
03019990	Live fish, nec in heading 0301	310	996	11 837	35 452
03021100	Trout (<i>Salmo trutta</i> , <i>Oncorhynchus</i> (<i>mykiss</i> , <i>clarki</i> , <i>aguabonita</i> , <i>gilae</i> , <i>apache</i> , <i>chrysogaster</i>), fresh/chilled, excl fish fillets	-	320	-	1 120
03021900	Fresh/chilled salmonidae o.t trout, pacific/atlantic/danube salmon, excl edible fish offal of subheadings 030291-030299	-	239 853	-	429 637
03022100	Halibut (<i>Reinhardtius hipp</i> , <i>Hippoglossus hipp</i> , <i>Hipp stenolepis</i>) fresh or chilled, excl fish fillets	270	3 000	810	10 050
03022400	Turbots (<i>Psetta maxima</i>) fresh or chilled, excl fish fillets	-	5	-	66
03022900	Fresh or chilled flat fish other than halibut, plaice, sole, and turbots, excl edible fish offal of subhead 030291-030299	2 884	37 582	6 168	76 473
03023100	Albacore or longfinned tunas (<i>Thunnus alalunga</i>), fresh or chilled, excl fish fillets	7	7	7	7
03023200	Yellowfin tunas (<i>Thunnus albacares</i>), fresh or chilled, excl fish fillets	43 161	881 430	233 395	4 253 186
03023300	Skipjack or stripe-bellied bonito, fresh or chilled, excl fish fillets	-	3 000	-	2 484
03023400	Bigeye tunas (<i>Thunnus obesus</i>) fresh or chilled, excl fish fillets	22 113	229 931	169 867	1 740 701
03023600	Southern bluefin tunas (<i>Thunnus maccoyii</i>), fresh or chilled, excl fish fillets	-	8 625	-	65 174
03023900	Fresh/chilled Tunas excl 030291-030299, o.t albacore, longfinned/yellowfin/bigeye/atlantic& pacific& southern bluefin tunas	932	9 892	5 610	42 600
03024200	Anchovies (<i>Engraulis</i> spp), fresh/chilled, excl fillets, edible fish offal of subhead 0302.91-99	29 263	86 119	90 807	238 100
03024300	Sardines, sardinella, brisling/sprats, fresh/chilled, excl fillets, edible fish offal of subhead 0302.91-99	-	9	-	90
03024600	Cobia (<i>Rachycentron canadum</i>), fresh/chilled, excl fillets, edible fish offal of subhead 0302.91-99	-	250	-	750
03024700	Swordfish (<i>Xiphias gladius</i>), fresh/chilled, excl fillets, edible fish offal of subhead 0302.91-99	223	11 082	2 709	135 316
03024900	Indian mckrl, seerfish, jack, crevalle, silv pomfret, P. saury, scad, capelin, Kawa2, bonito, marlin, sailfish, spearfish, fresh/chill	319 275	2 015 946	882 833	5 261 970
03027100	Tilapias (<i>Oreochromis</i> spp), fresh/chilled, excl fish fillets	-	4 029	-	4 277
03027290	Catfish (<i>Silurus</i> spp., <i>Clarias</i> spp., <i>Ictalurus</i> spp.), fresh/chilled, excl subhead 030291-030299, o.t yellowtail catfish	-	273	-	2 881
03027300	Carp (as specified by the WCO), fresh/chilled, excl fish fillets	707	3 812	2 798	20 004
03027400	Eels (<i>Anguilla</i> spp), fresh or chilled, excl fish fillets	-	1 719	-	5 009
03028100	Dogfish and other sharks, excl edible fish offal of subheadings 0302.91 to 0302.99	180	682	303	1 146
03028200	Rays and skates (<i>Rajidae</i>), excl edible fish offal of subheadings 0302.91 to 0302.99	33 580	475 898	85 201	969 622
03028400	Seabass (<i>Dicentrarchus</i> spp), excl edible fish offal of subheadings 0302.91 to 0302.99	-	226	-	2 117
03028911	Grouper, fresh or chilled, excluding edible fish offal	184 821	1 913 286	663 063	7 273 999
03028914	Fresh or chilled, excl edible fish offal of Savalai hairtails, Belanger's croakers, Reeve's croakers, bigeye croakers etc	30 257	286 884	91 061	712 130
03028917	Black pomfrets (<i>Parastromatus niger</i>), fresh or chilled, excluding edible fish offal	92 985	873 237	234 749	2 299 888
03028918	Mangrove red snappers (<i>Lutjanus argentimaculatus</i>), fresh or chilled, excluding edible fish offal	59 213	681 567	146 457	1 784 643
03028919	Marine fish, nec in heading 0302, fresh/chilled, exclude fillets, fish meat of 0304& edible fish offal of 030291-030299	1 938 197	16 236 937	3 478 997	28 425 404
03028928	Wallago (<i>Wallago attu</i>) and giant river-catfish (<i>Sperata seenghala</i>), fresh or chilled, excl edible fish offal	700	700	471	471
03028929	Freshwater fish nec in head 0302, fresh/chilled, excl fish fillets& meat heading 03.04& edible offal subhead 0302.91-0302.99	108 948	1 538 309	213 188	4 346 692
03029100	Livers, roes and milt, fresh or chilled	100	100	300	300

Tabel 3 : Ekspor Indonesia menurut Komoditi (Kode HS 8 digit)

Juni 2019

Kode H S	Uraian golongan barang	Berat bersih (Kg)		Nilai F.O.B. (U S \$)	
		Bulan ini	Kumulatif	Bulan ini	Kumulatif
(1)	(2)	(3)	(4)	(5)	(6)
03029900	Heads, tails, maws, fresh or chilled, and other edible fish offal, fresh or chilled	-	7 721	-	13 721
03031900	Salmonidae other than sockeye/other pacific/atlantic salmon, danube salmon&trout, frozen, excl subhead 0303.91-0303.99	250	27 042	750	40 937
03032300	Tilapias (Oreochromis spp), frozen, excl fillets	41 130	268 047	151 524	581 346
03032400	Catfish (Pangasius spp, Silurus spp, Clarias spp, Ictalurus spp) frozen, excl fillets	268 963	1 869 853	482 899	3 148 187
03032500	Carp frozen, excl fillets, fish meat of 0304, and edible fish offal of subheadings 030391 to 030399	284	1 092	568	2 624
03032600	Eels (Anguilla spp), frozen, excl fillets	336 702	2 952 000	451 883	4 516 325
03032900	Nile perch,snakeheads (Channa spp) frozen, excl fillets, fish meat of 0304, & edible fish offal of 030391 to 030399	-	29 054	-	43 355
03033100	Halibut (Reinhardtius hippoglossoides, Hippoglossus hippoglossus, Hippoglossus stenolepis) frozen, excl fillets	17 092	142 352	22 989	191 467
03033300	Sole (Solea spp), frozen, excluding fish fillets	-	2 000	-	3 200
03034100	Albacore or longfinned tunas (Thunnus alalunga), frozen, excluding fish fillets	50 900	417 840	157 138	1 277 326
03034200	Yellowfin tunas (Thunnus albacares), frozen, excluding fish fillets	571 437	4 176 218	2 265 618	15 272 128
03034300	Skipjack or stripe-bellied bonito, frozen, excluding fish fillets	2 949 000	18 685 131	3 877 927	26 547 765
03034400	Bigeye tunas (Thunnus obesus), frozen, excluding fish fillets	-	317 790	-	1 272 860
03034600	Southern bluefin tunas (Thunnus maccoyii), frozen, excluding fish fillets	-	210	-	1 417
03034900	Tunas (genus Thunnus),o.t albacore/longfinned/yellowfin/bigeye/atlantic&pacific bluefin/southern bluefin tunas, frozen	267 124	1 721 634	354 787	2 620 007
03035100	Herrings (Clupea harengus, Clupea pallasii), frozen, excluding fish fillets	-	1 672	-	1 969
03035300	Sardines, sardinella (Sardinella spp), brisling or sprats,frozen,excl fillets, edible fish offal of subhead 0303.91-99	-	82 863	-	73 120
03035410	Mackerel (Scomber scombrus, Scomber australasicus),frozen, excl fillets, edible fish offal of subhead 0303.91-99	34 436	383 971	24 925	698 297
03035420	Pacific mackerel (Scomber japonicus), frozen, excl fillets, edible fish offal of subheadings 0303.91 to 0303.99	-	3 540	-	4 048
03035600	Cobia (Rachycentron canadum), frozen, excl fillets, edible fish offal of subheadings 0303.91 to 0303.99	27 161	146 645	54 891	247 808
03035700	Swordfish (Xiphias gladius), frozen, excl fillets, edible fish offal of subheadings 0303.91 to 0303.99	40 241	601 768	227 794	3 489 977
03035910	Indian mackerels, Island mackerels, frozen, excl fillets, edible fish offal of subheadings 0303.91 to 0303.99	-	88 479	-	258 139
03035920	Silver pomfrets (Pampus spp), frozen, excl fillets, edible fish offal of subheadings 0303.91 to 0303.99	31 334	411 979	102 067	1 197 439
03035990	Seerfish, anchovies, crevalle, Pacific saury, scad, capelin, Kawakawa, bonito, marlin, sailfish, spearfish, frozen	1 086 241	5 816 593	2 613 396	15 527 140
03038100	Dogfish & other sharks, frozen, excl. edible fish offal of subheadings 0303.91-99	843 314	3 591 491	1 051 616	4 729 799
03038200	Rays and skates (Rajidae), frozen, excl. edible fish offal of subheadings 0303.91-99	39 220	244 624	74 921	596 055
03038400	Seabass (Dicentrarchus spp), frozen, excl. edible fish offal of subheadings 0303.91-99	-	20 698	-	36 588
03038911	Grouper, frozen, excl. edible fish offal of subheadings 0303.91-99	66 047	574 520	247 042	1 957 805
03038913	Bluntnose lizardfish, frozen, excl. edible fish offal of subheadings 0303.91-99	215 412	915 849	186 810	878 779
03038914	Savalai hairtails,belanger's,reeve's&bigeye, frozen, excl. edible fish offal of subheadings 0303.91-99	530 037	4 912 742	906 092	8 307 115
03038916	Torpedo scads, spotted sicklefish, frozen, excl. edible fish offal of subheadings 0303.91-99	-	23 269	-	55 766

Tabel 3 : Ekspor Indonesia menurut Komoditi (Kode HS 8 digit)

Juni 2019

Kode H S	Uraian golongan barang	Berat bersih (Kg)		Nilai F.O.B. (U S \$)	
		Bulan ini	Kumulatif	Bulan ini	Kumulatif
(1)	(2)	(3)	(4)	(5)	(6)
03038917	Black pomfrets, frozen, excl. edible fish offal of subheadings 0303.91-99	81 928	2 040 312	150 325	4 216 980
03038918	Mangrove red snappers (lutjanus), frozen, excl. edible fish offal of subheadings 0303.91-99	378 983	1 545 994	919 072	4 196 956
03038919	Marine fish nec in heading 0303, excluding fish fillets and other fish meat of heading 03.04, frozen	5 124 070	39 863 492	6 843 123	59 568 374
03038926	Indian threadfins & silver grunts, frozen, excl. edible fish offal of subheadings 0303.91-99	6 831	59 323	8 880	65 903
03038929	Freshwater fish, nec in heading 0303, frozen, excluding fish fillets and other fish meat of heading 03.04.	685 860	5 948 667	880 869	8 020 571
03039100	Livers, roes and milt of fish, frozen	128 306	691 931	1 194 841	4 581 454
03039200	Shark fins, frozen	10 924	32 648	51 999	273 053
03039900	Heads, tails, maws of fish and other edible fish offal	1 404	143 130	1 404	196 752
03043100	Fresh or chilled fillets of tilapias (Oreochromis spp.)	1 925	16 231	14 840	124 147
03043200	Fresh or chilled fillets of Catfish	-	140	-	196
03044300	Fresh/chilled fillets of Flat fish(Pleuronectidae, Bothidae, Cynoglossidae, Soleidae, etc)	-	2 385	-	4 770
03044500	Fresh or chilled fillets of swordfish (Xiphias gladius)	2 316	95 230	27 171	566 712
03044800	Fresh or chilled fillets of rays and skates (Rajidae)	-	21	-	6
03044900	Fresh or chilled fillets of oth fish subheading 030441 - 030449	155 490	1 444 315	1 613 369	13 443 729
03045100	Fish meat,whether/not minced, other than fillets; fresh/chilled, tilapias, catfish,carp, eels,Nile perch& snakeheads	-	70	-	194
03045900	Fish meat, whether/not minced, other than fillets; fresh or chilled, other than HS 0304.51.00-0304.57.00	46	20 746	230	71 895
03046100	Frozen fillets of Tilapias (Oreochromis spp)	914 093	5 372 357	4 989 406	30 288 626
03046200	Frozen fillets of Catfish (Pangasius spp, Silurus spp, Clarias spp, Ictalurus spp)	-	94 300	-	182 787
03046900	Frozen fillets of carp, eels & snakeheads	35 179	177 628	333 329	1 701 165
03047500	Frozen fillets of Alaska Pollack (Theragra chalcogramma)	9	16 025	3	80 840
03048100	Frozen fillet of Pacific salmon (Oncorhynchus sp) Atlantic salmon (Salmo salar) and Danube salmon (Hucho hucho)	26 590	149 687	83 523	622 337
03048200	Frozen fillet of Trout (Salmo trutta, O mykiss, O clarki, O aguabonita, O gilae, O apache and Oncorhynchus chrysogaster)	-	141 686	-	1 614 089
03048400	Frozen fillet of Swordfish (Xiphias gladius)	107 657	667 123	750 703	4 956 873
03048700	Frozen fillet of Tunas (of the genus Thunnus), skipjack or stripe-bellied bonito (Euthynnus (Katsuwonus) pelamis)	1 813 164	12 255 848	16 378 346	110 282 474
03048800	Frozen fillet of Dogfish, other sharks, rays and skates (Rajidae)	-	21 533	-	44 964
03048900	Frozen fillet of fish other than HS 0304.61.00-0304.89.00	1 028 868	9 118 091	6 068 927	57 464 114
03049300	Tilapias, Catfish, Carp, Eels, Nile perch & snakeheads meat (whether or not minced), other than fillets, frozen	-	95 298	-	195 307
03049600	Dogfish and other sharks meat (whether or not minced), other than fillets, frozen	10 365	36 297	15 030	38 162
03049900	Fish Meat(won minced),o.t swordfish,Toothfish,Tilapia,Catfish,Carp,Eel,Nile perch&snakehead,Gadiforme,shark&Rajidae,froz	1 578 113	14 819 946	3 932 776	34 833 253
03051000	Flours, meals and pellets of fish	-	1 360	-	11 317
03052090	Livers, roes and milt of water marine fish, dried, smoked, salted or in brine	216 572	1 707 603	345 826	6 154 950
03053100	Fillets of tilapia,catfish,carp, eels, nile perch & snakehead,dried,salted,or in brine but not smoked	-	4 095	-	112
03053991	Fillets of freshwater fish, dried, salted,or in brine, but not smoked, other than HS 0305.31.00-0305.39.20	-	19 958	-	33 737
03053992	Fillets of oth marine fish, dried, salted,or in brine, but not smoked	8 448	133 067	25 603	274 112
03053999	Fillets of fish other than freshwater or marine fish, dried, salted, or in brine, but not smoked	33 802	61 802	48 988	166 678

Tabel 3 : Ekspor Indonesia menurut Komoditi (Kode HS 8 digit)

Juni 2019

Kode H S	Uraian golongan barang	Berat bersih (Kg)		Nilai F.O.B. (U S \$)	
		Bulan ini	Kumulatif	Bulan ini	Kumulatif
(1)	(2)	(3)	(4)	(5)	(6)
03054900	Smoked fish other than Tilapia,Catfish,Carp,Eel,Nile perch&snakehead,Trout,Herring,Salmon Pacific/Atlantic/Danube	436 015	1 496 806	2 267 538	8 966 893
03055400	Dried fish of Herrings, anchovies, sardines, brisling, mackerel, etc ot edible fish offal, won salted but not smoked	-	8 295	-	34 674
03055921	Dried fish of Anchovies, other than edible fish offal, whether or not salted but not smoked	66 243	576 729	416 191	5 253 337
03055929	Dried of marine fish, other than edible fish offal, whether or not salted but not smoked, other than anchovies	53 446	424 152	59 942	863 382
03055990	Dried of freshwater fish, other than edible fish offal, whether or not salted but not smoked	182 545	820 893	303 789	1 696 043
03056300	Anchovies (Engraulis spp) salted but not dried/smoked & fish in brine, ot edible fish offal	52 533	224 431	480 310	2 470 207
03056910	Marine fish, salted but not dried/smoked & fish in brine, ot edible fish offal, other than herring, cods, anchovies	-	31 078	-	14 811
03056990	Freshwater fish, salted but not dried/smoked & fish in brine,other than Tilapias,catfish,Carp,eels,Nile perch,snakeheads	4 308	36 298	43 080	86 039
03057100	Shark fins, salted but not dried or smoked and fish in brine	29 607	135 108	167 553	3 503 544
03057211	Fish maws of cod, salted but not dried or smoked and fish in brine	-	35 606	-	395 316
03057219	Fish maws of other than cods, salted but not dried or smoked and fish in brine	14 450	84 484	145 190	771 122
03057299	Fish heads and tails of fish other than cods, salted but not dried/smoked & fish in brine	-	878	-	9 355
03057990	Edible fish offal of other than Cod, salted or in brine, smoked whether/not cooked before or during the smoking process	3 594	127 573	13 872	1 189 124
03061110	Rock lobster & oth sea crawfish (Palinurus spp, Panulirus spp, Jasus spp), smoked, frozen,	-	6 872	-	130 120
03061190	Rock lobster & oth sea crawfish (Palinurus spp, Panulirus spp, Jasus spp), not smoked, frozen	8 149	91 155	84 278	837 483
03061210	Lobsters (Homarus spp), frozen and smoked	-	7 268	-	87 495
03061290	Lobsters (Homarus spp), frozen, not smoked	7 095	42 809	63 024	474 995
03061410	Soft shell crabs, frozen	5 000	55 901	65 000	403 553
03061490	Frozen crabs, other than softshell crabs	105 329	721 463	2 097 817	11 677 692
03061600	Cold-water shrimps and prawns (Pandalus spp, Crangon crangon), frozen	12 392	201 710	83 970	2 096 605
03061711	Giant tiger prawns (Penaeus monodon) headless, frozen	659 495	5 206 918	7 448 906	56 194 899
03061719	Giant tiger prawns (Penaeus monodon) with head, frozen	710 513	4 401 673	7 616 412	49 230 076
03061721	Whiteleg shrimps (Litopenaeus vannamei), headless, with tail frozen	734 733	8 178 696	5 454 843	64 152 706
03061722	Whiteleg shrimps (Litopenaeus vannamei), headless, without tail frozen	924 383	8 365 146	6 255 529	59 106 933
03061729	Whiteleg shrimps (Litopenaeus vannamei), with head and tail, frozen	4 076 967	33 027 808	31 648 672	257 353 218
03061790	Frozen shrimps and prawns, other than Giant tiger prawns, Whiteleg shrimp, Giant river prawns	1 350 676	9 636 840	12 074 842	84 285 086
03061900	Frozen crustaceans,other than subheading 0306.11-0306.17, including flours,meals&pellets, fit for human consumption	38 285	318 259	355 282	3 075 857
03063110	Rock lobster and other sea crawfish (Palinurus spp, Panulirus spp, Jasus spp) breeding	-	272	-	1 904
03063120	Rock lobster and other sea crawfish (Palinurus spp, Panulirus spp, Jasus spp) other than breeding, live	58 406	482 210	1 329 034	11 326 529
03063130	Rock lobster and other sea crawfish (Palinurus spp, Panulirus spp, Jasus spp) other than breeding, fresh or chilled	1 295	8 288	10 715	54 447
03063220	Lobsters (Homarus spp), other than breeding, live	1 518	11 448	12 192	118 760
03063230	Lobsters (Homarus spp), other than breeding, fresh or chilled	-	44	-	1 100
03063300	Crabs, live, fresh or chilled	574 356	4 675 549	2 863 895	27 809 146

Tabel 3 : Ekspor Indonesia menurut Komoditi (Kode HS 8 digit)

Juni 2019

Kode H S	Uraian golongan barang	Berat bersih (Kg)		Nilai F.O.B. (U S \$)	
		Bulan ini	Kumulatif	Bulan ini	Kumulatif
(1)	(2)	(3)	(4)	(5)	(6)
03063530	Cold-water shrimps and prawns (Pandalus spp, Crangon crangon), other than breeding, fresh or chilled	128 489	749 054	210 116	1 410 439
03063611	Giant tiger prawns (Penaeus monodon), breeding	-	53 015	-	106 670
03063612	Whiteleg shrimps (Litopenaeus vannamei), breeding	350	4 664	1 974	12 667
03063619	Shrimps and prawns, breeding, other than giant tiger prawns, whiteleg shrimps, giant river prawns	4 618	33 696	108 530	746 646
03063622	Whiteleg shrimps (Litopenaeus vannamei), live	-	112	-	140 285
03063623	Giant river prawns (Macrobrachium rosenbergii), live	-	3	-	72
03063629	Shrimps and prawns, live, other than breeding, other than giant tiger prawns, whiteleg shrimps, giant river prawns	89 225	617 586	652 106	4 883 646
03063631	Giant tiger prawns (Penaeus monodon), fresh or chilled	12 219	91 322	36 608	643 812
03063632	Whiteleg shrimps (Litopenaeus vannamei), fresh or chilled	9 318	238 637	40 167	1 337 829
03063639	Shrimps and prawns, fresh or chilled, other than giant tiger prawns, whiteleg shrimps, giant river prawns	124 180	1 038 768	190 164	1 581 680
03063910	Crustaceans, live, other than subheading 0306.31-0306.36	-	7 057	-	11 557
03063920	Crustaceans, fresh or chilled, other than subheading 0306.31-0306.36	7 938	35 876	12 826	57 956
03069329	Crabs other than smoked, in airtight containers for retail sale	43 439	340 793	862 874	7 225 445
03069330	Crabs not in airtight containers for retail sale	5 500	203 447	8 213	1 704 009
03069529	Shrimps and prawns (other than in shell, cooked by steaming/boiling in water),in airtight containers for retail sale	10 030	208 153	14 833	984 380
03069530	Shrimps and prawns, not in airtight containers for retail sale	-	1 100	-	4 107
03071120	Oysters, Fresh or chilled	7 940	7 940	16 001	16 001
03071930	Oysters, smoked	-	0	-	40
03072110	Scallops, including queen scallops, of the genera Pecten, Chlamys or Placopecten, live	-	1 377	-	3 090
03072120	Scallops, including queen scallops, of the genera Pecten, Chlamys or Placopecten, fresh or chilled	40 550	205 864	27 192	140 129
03072200	Scallops, including queen scallops, of the genera Pecten, Chlamys or Placopecten, frozen	581	272 597	1 163	422 574
03073200	Mussels (Mytilus spp, Perna spp), frozen	-	7 620	-	6 643
03074211	Cuttle fish (Sepia officinalis, Rossia macrosoma, Sepiola spp) and squid (Ommastrephes spp, Loligo spp, etc), live	-	4 000	-	1
03074221	Cuttle fish (Sepia officinalis, Rossia macrosoma, Sepiola spp), squid (Ommastrephes spp, Loligo spp,etc), fresh/chilled	545	24 764	1 231	40 270
03074310	Cuttle fish (Sepia officinalis, Rossia macrosoma, Sepiola spp), squid (Ommastrephes spp, Loligo spp,etc), frozen	4 360 730	46 098 288	14 770 004	157 017 147
03074390	Cuttle fish&squid o.t Sepia officinalis,Rossia macrosoma,Sepiola,Omastrephes,Loligo,Nototodarus,Sepioteuthis, frozen	620 731	4 989 937	2 116 767	18 377 499
03074921	Cuttle fish (Sepia officinalis, Rossia macrosoma, Sepiola spp), squid (Ommastrephes spp, etc), dried, salted/in brine	71 085	1 104 907	314 704	4 952 773
03074929	Cuttle fish and squid other than HS 0307.49.21, dried, salted or in brine	-	17 065	-	32 590
03075200	Octopus (Octopus spp), Frozen	1 156 741	11 396 632	5 923 685	63 969 062
03076010	Snails, other than sea snails, live	18 235	132 565	40 607	601 214
03076020	Snails, other than sea snails, fresh, chilled or frozen	86 044	480 817	234 368	1 052 388
03077110	Clams, cockles & ark shells, live	331 620	2 221 803	227 873	2 447 212
03077120	Clams, cockles & ark shells, fresh/chilled	84 042	277 241	20 704	224 643
03077200	Clams, cockles & ark shells, frozen	110 936	1 608 994	115 466	2 001 620
03077930	Clams, cockles & ark shells, dried, salted or in brine	-	27 000	-	21 600
03078210	Stromboid conchs (Strombus spp), live	48 921	183 095	164 355	611 456
03078300	Frozen abalone (Haliotis spp)	-	261 302	-	141 814
03078400	Frozen stromboid conchs (Strombus spp)	11 718	73 640	20 822	124 734
03078710	Abalone (haliotis spp), dried, salted or in brine	45	4 204	223	13 435
03079110	Molluscs, other than 0307.11 - 0307.88, live	11 152	298 696	19 300	552 664
03079120	Molluscs, other than 0307.11 - 0307.88, fresh/chilled	6 960	27 760	6 692	27 537
03079200	Molluscs, other than 0307.11 - 0307.88, frozen	20 770	345 359	42 056	592 944

Tabel 3 : Ekspor Indonesia menurut Komoditi (Kode HS 8 digit)

Juni 2019

Kode H S	Uraian golongan barang	Berat bersih (Kg)		Nilai F.O.B. (U S \$)	
		Bulan ini	Kumulatif	Bulan ini	Kumulatif
(1)	(2)	(3)	(4)	(5)	(6)
03081110	Sea cucumbers (stichopus japonicus, holothuroidea), live	-	25	-	191
03081120	Sea cucumbers (stichopus japonicus, holothuroidea), fresh or chilled	-	3 810	-	29 288
03081200	Sea cucumbers (stichopus japonicus, holothuroidea), frozen	-	7 970	-	19 925
03081920	Sea cucumbers (stichopus japonicus, holothuroidea), dried, salted or in brine	52 729	652 247	524 211	6 240 227
03082110	Sea urchins (strongylocentrotus spp,paracentrotus lividus,loxechinus albus,echinus esculentus),live	194	782	3 174	8 666
03082920	Sea urchins (strongylocentrotus spp,paracentrotus lividus,loxechinus albus,echinus esculentus),dried,salted/in brine	-	0	-	180
03083010	Jellyfish (rhopilema spp), live	-	26	-	296
03083040	Jellyfish (rhopilema spp), dried, salted or in brine	35 250	4 610 725	46 346	5 770 415
03089010	Aquatic invertebrates, other than crustaceans&molluscs, other than sea cucumbers, sea urchins, jellyfish, live	4 093	35 230	30 730	335 337
03089030	Aquatic invertebrates, other than crustaceans&molluscs, other than sea cucumbers, sea urchins, jellyfish, frozen	635	4 327	2 736	16 989
03089040	Aquatic invertebrates,o.t crustaceans&molluscs,other than sea cucumbers,sea urchins,jellyfish, dried, salted or in brine	576	6 788	1 461	32 301
03089090	Flours, meals and pellets of aquatic invertebrates oth than crustaceans and molluscs, fit for human consumption	452	4 795	9 818	56 164
04011010	Milk&cream,not concentrated nor containing added sugar/oth sweetening matter,fat content,weight<=1%, In liquid form	20 593	336 513	13 852	242 634
04011090	Milk&cream,not concentrated nor containing added sugar/oth sweetening matter,fat content,weight<=1%, not in liquid form	375	8 099	150	9 594
04012010	Milk&cream,not concentrated nor containing added sugar/oth sweetening matter,fat content, 1%<weight<=6%,in liquid form	249 044	2 361 141	199 219	1 903 435
04012090	Milk&cream,not concentrated nor containing added sugar/oth sweeten matter,fat content,1%<weight<=6%,not in liquid form	1 134	7 549	1 320	7 950
04014010	Milk&cream,not concentrated nor containing added sugar/oth sweetener,fat content,6%<weight<=10%,milk in liquid form	62 723	334 307	71 600	355 133
04014020	Milk&cream,not concentrated nor containing added sugar/oth sweetener,fat content,6%<weight<=10%,milk in frozen form	-	10	-	10
04014090	Milk&cream,not concentrated nor contain added sugar/oth sweetener,fat content,6<weight<=10%,not in liquid/frozen form	19 185	206 246	119 243	1 072 949
04015010	Milk&cream,not concentrated nor containing added sugar/oth sweetening matter,fat content,weight>10%, In liquid form	-	5 938	-	13 794
04015090	Milk&cream,not concentrated nor containing added sugar/oth sweetening matter,fat content,weight>10%,not in liquid form	20	5 882	22	3 902
04021041	Milk/cream,in powder, granules/oth solid forms, fat <=1.5 %, not cont added sugar,oth sweetening,in containers,w >=20 kg	58	558	1 012	2 252
04021042	Milk/cream,in powder, granules/oth solid forms, fat <=1.5 %, not cont added sugar,oth sweetening,in containers,w<=2kg	1	70	5	159
04021049	Milk/cream,in powder, granules/oth solid forms, fat <=1.5 %, not cont added sugar,oth sweetening,in containers,2<w<20kg	118 825	590 442	462 174	2 343 959
04021092	Milk & cream, In powder, granules/oth solid forms, fat <=1.5%, cont added sugar/oth sweetening, In containers, w<=2 kg	10	46 948	5	175 472

Tabel 3 : Ekspor Indonesia menurut Komoditi (Kode HS 8 digit)

Juni 2019

Kode H S	Uraian golongan barang	Berat bersih (Kg)		Nilai F.O.B. (U S \$)	
		Bulan ini	Kumulatif	Bulan ini	Kumulatif
(1)	(2)	(3)	(4)	(5)	(6)
04021099	Milk & cream, In powder, granules/oth solid forms, fat <=1.5%, cont added sugar/oth sweetening, In containers, 2<w<20kg	2 858	19 195	10 378	100 044
04022190	Milk/cream,in powder, granules/oth solid forms, fat >1.5 %, not cont added sugar/oth sweetening,in containers,2<w<20kg	70 920	196 363	185 197	853 367
04022930	Milk & cream, In powder, granules/oth solid forms, fat >1.5%, cont added sugar/oth sweetening, In containers, w=<2 kg	-	103	-	281
04022990	Milk & cream, In powder, granules/oth solid forms, fat >1.5%, cont added sugar/oth sweetening, In containers, 2<w<20kg	53 522	377 936	404 412	2 286 908
04029100	Milk and cream, not in solid forms, not containing added sugar or other sweetening matter	-	500	-	2 125
04029900	Milk and cream, not in solid forms, containing added sugar or other sweetening matter	778 084	2 910 036	785 647	4 937 720
04031021	Yogurt, In liquid form, whether or not condensed, flavoured or cont added fruits (incl pulp and jams), nuts or cocoa	50 944	221 716	70 328	292 560
04031029	Yogurt, In liquid form, whether or not condensed, not flavoured or not cont added fruits (incl pulp & jams), nuts/cocoa	46 558	1 127 098	52 227	1 373 193
04031091	Yogurt, not in liquid form, flavoured or cont added fruits (incl pulp n jams), nuts or cocoa	-	96 185	-	135 196
04031099	Yogurt, not in liquid form, not flavoured or not cont added fruits (incl pulp & jams), nuts/cocoa	6 895	97 326	17 718	194 274
04039010	Buttermilk	-	14 368	-	79 194
04039090	Curdled Milk&cream,kephir&oth fermented/acidified milk&cream, won concentrated/cont add sugar/oth,flav/fruit/nuts/cocoa	308 990	4 712 498	352 001	5 006 083
04041010	Whey & modified whey, whether or not concentrated or containing added sugar or oth sweetening matter, In powder form	28	4 352	171	7 859
04049000	Products consist of natural milk constituent,whether/not cont added sugar/oth sweetening,not elsewhere specified/include	107	2 647	466	3 425
04051000	Butter	1 387	17 086	1 344	96 968
04059010	Anhydrous butterfat	-	420	-	1 315
04059020	Butteroil	-	400	-	1 928
04059090	Fats and oils derived from milk, other than Butter, Dairy spreads, Anhydrous butterfat, Butteroil, Ghee	622	9 172	1 065	68 848
04061010	Fresh (unripened or uncurd) cheese, including whey cheese	744	8 221	3 448	34 509
04062010	Grated or powdered cheese,of all kinds, In packages of a gross weight exceeding 20 kg	800	6 289	2 578	22 028
04062090	Grated or powdered cheese,of all kinds, In packages of a gross weight not exceeding 20 kg	3	5 409	4	17 438
04063000	Processed cheese, not grated or powdered	35 010	258 587	113 611	745 476
04069000	Cheese other than fresh cheese, whey cheese, grated/powder cheese, processed cheese, blue-veined cheese	55 458	393 323	182 919	1 291 367
04071190	Fertilised birds eggs for incubation,of fowls of the species gallus domesticus,not for breeding	7 874	55 118	123 994	870 088
04071919	Fertilised birds eggs for incubation,of ducks,not for breeding	189	655	203	726
04079020	Birds' eggs, in shell, preserved or cooked, of ducks	225	2 925	413	5 277
04090000	Natural honey	1 467	78 515	4 534	274 812
04100010	Birds nests, edible	57 691	597 947	15 269 142	145 448 142
04100090	Edible products of animal origin, not elsewhere specified or included, other than birds nests	150	1 162	27 000	148 990
05010000	Human hair, unworked, whether or not washed or scoured, waste of human hair	13 402	71 908	40 328	454 540
05051010	Duck feathers of a kind used for stuffing; down	77 515	750 506	292 166	2 684 014
05059010	Duck feathers not for stuffing	131 168	832 211	362 984	1 610 705
05059090	Skin&oth part of bird,o.t duck feather,cleaned,disinfect/treat for preservation;powder&waste of feather/part of feather	312	28 316	4 484	32 247

Tabel 3 : Ekspor Indonesia menurut Komoditi (Kode HS 8 digit)

Juni 2019

Kode H S	Uraian golongan barang	Berat bersih (Kg)		Nilai F.O.B. (U S \$)	
		Bulan ini	Kumulatif	Bulan ini	Kumulatif
(1)	(2)	(3)	(4)	(5)	(6)
05061000	Ossein and bones treated with acid	63 090	63 520	28 476	33 061
05069000	Bones&horn-cores, unworked,defatted,simply prepared,degelatinised,powder&waste of these product, other than ossein	-	252 000	-	122 444
05071000	Ivory, ivory powder and waste, unworked or simply prepared but not cut to shape	12	597	4 997	69 532
05079090	Whalebones&whalebones hair,horns,antlers, hooves,nails,claws&beaks,unworked,powder&waste of these products	-	786	-	12 576
05080020	Shells of molluscs, crustaceans/echinoderms, unworked or simply prepared but not cut to shape, powder and waste thereof	902 661	7 677 044	296 492	3 444 897
05080090	Coral&similar materials, cuttle-bone, unworked but not otherwise worked, powder and waste thereof	80 300	226 656	22 165	169 423
05100000	Ambergris,castoreum, civet&musk, cantharides, bile, won dried, glands & oth animal prod used in pharmaceutical product	-	2 444	-	14 995
05111000	Bovine semen	-	105	-	6
05119110	Roes and milt of fish or crustaceans, molluscs or oth aquatic invertebrates	-	48 384	-	5 806
05119120	Artemia egg (brine shrimp egg)	-	219	-	17 160
05119130	Fish Skin	91 186	709 789	86 718	839 508
05119190	Dead animals of chapter 1 or 3, unfit for human consumption.	60 111	538 012	343 943	2 068 512
05119990	Animal products not elsewhere specified or included, other than 0511.10.00 - 0511.99.30	-	6 054	-	225 942
06011000	Bulbs, tubers, tuberous roots, corms, crowns and rhizomes, dormant	-	1 120	-	448
06021090	Unrooted cuttings and slips, other than orchids and rubber trees	5 128	36 204	141 436	1 112 867
06022000	Trees, shrubs and bushes, grafted or not, of kinds which bear edible fruit or nuts	22 265	22 343	73 213	79 448
06024000	Roses, grafted or not	-	147	-	1 936
06029010	Rooted orchid cuttings and slips	1 973	14 500	14 582	106 095
06029020	Orchid seedlings	-	9	-	864
06029090	Mushroom spawn and other live plants, nec in heading 0602	190 968	1 947 483	280 021	2 546 814
06031100	Roses, cut or bud, suitable for bouquets or for ornamental purposes, fresh	-	270	-	2 323
06031300	Orchids, cut or bud, suitable for bouquets or for ornamental purposes, fresh	2 000	9 655	6 000	26 450
06031400	Chrysanthemums, cut or bud, suitable for bouquets or for ornamental purposes, fresh	1 009	12 715	13 894	196 993
06031500	Lilies (Lilium spp.), cut or bud, suitable for bouquets or for ornamental purposes, fresh	-	6 203	-	853 348
06031900	Flowers, cut/bud, other than rose, carnation, orchid, chrysanthemum, lilies, suitable for bouquets/ornamental purposes, fresh	30 672	660 428	98 201	1 549 535
06039000	Cut/buds flower of a kind suitable for bouquets/ornamental purposes, dried, dyed, bleached, impregnated/otherwise prepared	-	15	-	452
06042090	Foliage, branches&oth parts of plants, without flower/buds, grasses, suitable for bouquets/for ornamental purposes, fresh	196 550	1 284 477	304 503	1 460 476
06049010	Mosses and lichens, suitable for bouquets/for ornamental purposes, dried, dyed, bleached, impregnated/otherwise prepared	5 861	46 484	31 945	236 972
06049090	Foliage, branch&oth part of plant, w/o flower/bud, grass, for bouquet/ornament purpose, dry, dye, bleach, impregnate/oth prepare	50 000	156 572	12 019	75 634
07011000	Potatoes seed	-	54	-	2 321
07019010	Chipping potatoes, fresh or chilled	31 400	343 332	22 049	387 343
07019090	Potatoes, fresh or chilled, other than seed and chipping potatoes	104 459	1 146 563	67 014	810 742
07020000	Tomatoes, fresh or chilled	7 097	66 649	14 319	138 153
07031019	Onions, other than for propagation, fresh or chilled	12	12	43	43

Tabel 3 : Ekspor Indonesia menurut Komoditi (Kode HS 8 digit)

Juni 2019

Kode H S	Uraian golongan barang	Berat bersih (Kg)		Nilai F.O.B. (U S \$)	
		Bulan ini	Kumulatif	Bulan ini	Kumulatif
(1)	(2)	(3)	(4)	(5)	(6)
07031021	Shallots, bulbs for propagation, fresh or chilled	-	20	-	67
07031029	Shallots, other than for propagation, fresh or chilled	7	4 879	53	1 239
07032090	Garlic, other than for propagation, fresh or chilled	2 388	8 569	1 238	3 268
07039090	Leeks and oth alliaceous vegetables, other than for propagation, fresh or chilled	17	98	106	622
07041010	Cauliflowers, fresh or chilled	700	2 961	66	1 425
07041020	Headed broccoli, fresh or chilled	84	330	502	1 020
07042000	Brussels sprouts, fresh or chilled	21 040	163 500	20 196	147 055
07049010	Round (drumhead) cabbages, fresh or chilled	4 481 635	16 417 041	992 045	3 502 598
07049020	Chinese mustard, fresh or chilled	-	3 548	-	4 854
07049090	Edible brassicas,other than cauliflower,headed broccoli,brussels sprouts,round cabbage,chinese mustard,fresh/chilled	513 404	2 950 276	133 119	636 775
07051100	Cabbage lettuce (head lettuce), fresh or chilled	223	5 314	1 672	19 695
07051900	Lettuce (lactuca sativa), other than cabbage lettuce (head lettuce), fresh or chilled	95 178	648 896	98 815	698 122
07052100	Witloof chicory (cichorium intybus var foliosum), fresh or chilled	400	1 690	1 763	7 475
07061010	Carrots, fresh or chilled	2 830	5 143	1 132	6 167
07061020	Turnips, fresh or chilled	500	21 340	349	7 780
07069000	Salad beetroot, salsify, celeriac, radishes and similar edible roots, fresh or chilled	1 914	125 612	2 625	56 576
07070000	Cucumbers and gherkins, fresh or chilled	4 540	15 198	2 499	20 953
07081000	Peas (pisum sativum), shelled or unshelled, fresh or chilled	6 420	6 420	28 939	28 939
07082010	French beans, shelled or unshelled, fresh or chilled	82 218	647 259	89 908	790 850
07082020	Long beans, shelled or unshelled, fresh or chilled	3 445	21 334	2 799	23 175
07082090	Beans (vigna spp, phaseolus spp), other than french and long beans, shelled or unshelled, fresh or chilled	18 400	107 427	45 002	265 966
07089000	Leguminous vegetables, shelled/unshelled,oth thn peas (Pisum sativum)&beans (Vigna spp., Phaseolus spp.) fresh/chilled	24 644	437 546	30 922	824 941
07092000	Asparagus, fresh or chilled	-	107	-	1 126
07093000	Aubergines (egg-plants), fresh or chilled	5 309	53 321	3 479	33 511
07094000	Celery oth than celeriac, fresh or chilled	2	20	17	273
07095100	Mushrooms of the genus agaricus, fresh or chilled	8 277	55 747	35 869	233 855
07095910	Truffles, fresh or chilled	-	1 590	-	1 380
07095990	Mushrooms, other than genus agaricus, fresh or chilled	994	3 026	1 108	3 689
07096010	Chillies (fruits of genus capsicum), fresh or chilled	6 905	107 083	13 702	196 967
07096090	Fruits of the genus Pimenta, fresh or chilled	-	500	-	60
07097000	Spinach, new zealand spinach and orache spinach (garden spinach), fresh or chilled	207	851	702	3 053
07099300	Pumpkins, squash and gourds (cucurbita spp), fresh or chilled	32 613	610 038	9 483	127 654
07099910	Sweet corn, fresh or chilled	20 002	118 518	249 260	1 276 145
07099920	Lady's finger (okra), fresh or chilled	-	36	-	231
07099990	Vegetables, edible, other than 0701.10.00 - 0709.99.20, fresh or chilled	54 316	333 805	47 597	267 309
07101000	Potatoes (uncooked or cooked by steaming or boiling in water), frozen	88 350	616 323	104 525	746 767
07102100	Peas (pisum sativum), shelled or unshelled, (uncooked or cooked by steaming or boiling in water), frozen	1 800	5 300	5 269	14 056
07102200	Beans (vigna spp, phaseolus spp), shelled or unshelled, (uncooked or cooked by steaming or boiling in water), frozen	2 000	101 120	4 394	189 680
07102900	Leguminous veg, other than peas & beans, shelled/unshelled, (uncooked or cooked by steaming or boiling in water), frozen	296 184	2 652 619	627 980	5 485 211
07103000	Spinach, new zealand spinach&orache spinach (garden spinach), (uncooked/cooked by steaming or boiling), frozen	-	5	-	26
07104000	Sweet corn, (uncooked or cooked by steaming or boiling in water), frozen	58 225	377 749	38 201	350 285
07108000	Vegetables, uncooked or cooked by steaming or boiling in water, other than potato,leguminous,spinach,sweet corn, frozen	425 756	3 022 572	766 475	5 238 462

Tabel 3 : Ekspor Indonesia menurut Komoditi (Kode HS 8 digit)

Juni 2019

Kode H S	Uraian golongan barang	Berat bersih (Kg)		Nilai F.O.B. (U S \$)	
		Bulan ini	Kumulatif	Bulan ini	Kumulatif
(1)	(2)	(3)	(4)	(5)	(6)
07109000	Mixtures of vegetables, (uncooked or cooked by steaming or boiling in water), frozen	-	5 843	-	14 234
07114090	Cucumbers&gherkins, preserved in brine/sulphur water/oth preservative solutions, unsuitable for immediate consumption	79	516	362	2 183
07115190	Mushrooms (agaricus) preserved in brine/sulphur water/oth preservative solutions, unsuitable for immediate consumption	587	8 648	775	10 216
07119020	Chillies (fruits of genus capsicum) provisionally preserved, but unsuitable in that state for immediate consumption	579	3 738	2 135	9 875
07119090	Vegetables, mix of vegetables oth than onions, caper, chillies, sweet corn, preserved other than by sulphur dioxide gas	-	102 735	-	128 895
07122000	Onions, dried, whole, cut, sliced, broken or in powder, but not further prepared	-	4 133	-	10 659
07123100	Mushrooms of the genus Agaricus, dried, whole, cut, sliced, broken or in powder, but not further prepared	5 062	40 499	25 836	143 665
07123200	Wood ears (Auricularia spp), dried, whole, cut, sliced, broken or in powder, but not further prepared	40	126	112	433
07123300	Jelly fungi (Tremella spp), dried, whole, cut, sliced, broken or in powder, but not further prepared	-	295	-	9 845
07123910	Truffles, dried, whole, cut, sliced, broken or in powder, but not further prepared	-	1 240	-	22 414
07123990	Mushroom o.t Agaricus,Wood ears,Jelly fungi,truffle,shitake,dried,whole,cut,sliced,broken/in powder,not further prepared	16 531	54 932	32 744	178 235
07129010	Garlic, dried, whole, cut, sliced, broken or in powder, but not further prepared	1	16 322	1	28 454
07129090	Vegetable,mix of vegetable, o.t garlic,mushroom,onion,dried,whole,cut,sliced,broken/in powder,but not further prepared	133 925	662 065	213 289	1 194 074
07131090	Peas (Pisum sativum), dried, shelled, whether or not skinned or split , not suitable for sowing	-	8 709	-	5 835
07132090	Chickpeas (garbanzos), dried, shelled, whether or not skinned or split, not suitable for sowing	-	300	-	2 109
07133110	Beans of sp Vigna mungo, Hepper/Vigna radiata, Wilczek, dried, shelled, w.o.n skinned/split, suitable for sowing	-	1	-	1
07133190	Beans of sp Vigna mungo, Hepper/Vigna radiata, Wilczek, dried, shelled, w.o.n skinned or split, not suitable for sowing	200	3 378 634	20	3 023 768
07133290	Small red (Adzuki) beans (Phaseolus or Vigna angularis), dried, shelled, w.o.n skinned or split, not suitable for sowing	50 000	74 781	35 450	56 611
07133310	Kidney beans, incl white pea beans (Phaseolus vulgaris), dried, shelled, w.o.n skinned or split, suitable for sowing	-	1 440	-	1 043
07133390	Kidney beans, incl white pea beans (Phaseolus vulgaris), dried, shelled, w.o.n skinned or split, not suitable for sowing	585	27 236	1 463	55 722
07139090	Dried leguminous veg.o.t peas,chickpeas,beans,lentils,broad&horse(bean),pigeon peas,shelled,w.o.n skin/split,not sowing	2 000	13 500	13 758	50 642
07141011	Manioc (cassava), sliced or in the form of pellets, dried chips	59 713	525 527	318 633	1 475 944
07141019	Manioc (cassava), sliced or in the form of pellets, other than dried chips	-	19 352	-	6 766
07141091	Manioc (cassava), other than sliced or in the form of pellets, frozen	90 000	413 346	64 840	311 589
07141099	Manioc (cassava), other than sliced or in the form of pellets, fresh, chilled, or dried	-	26 783	-	15 550
07142010	Sweet potatoes whether or not sliced or in the form of pellets, frozen	337 896	1 821 430	444 801	2 489 880
07142090	Sweet potatoes whether or not sliced or in the form of pellets, fresh, chilled, or dried	343 126	3 035 013	142 414	1 361 451

Tabel 3 : Ekspor Indonesia menurut Komoditi (Kode HS 8 digit)

Juni 2019

Kode H S	Uraian golongan barang	Berat bersih (Kg)		Nilai F.O.B. (U S \$)	
		Bulan ini	Kumulatif	Bulan ini	Kumulatif
(1)	(2)	(3)	(4)	(5)	(6)
07143010	Yams (Dioscorea spp) whether or not sliced or in the form of pellets, frozen	-	1 440	-	2 077
07143090	Yams (Dioscorea spp) whether or not sliced or in the form of pellets, fresh, chilled, or dried	62	1 502	81	2 188
07144010	Taro (Colocasia spp) whether or not sliced or in the form of pellets, frozen	3 900	11 760	5 044	15 053
07144090	Taro (Colocasia spp) whether or not sliced or in the form of pellets, fresh, chilled, or dried	174 090	1 898 635	201 551	1 811 876
07149091	Arrowroot,salep,Jerusalem artichokes,similar roots&tubers w/ high starch/inulin content,w.o.n sliced/in pellets,frozen	-	15 260	-	35 308
07149099	Arrowroot,salep,Jerusalem artichokes,similar root&tubers w/ high starch/inulin,w.o.n sliced/in pellets,other than frozen	380 100	1 758 462	1 101 265	4 551 888
08011100	Coconuts, desiccated, dried	4 428 863	46 163 335	4 957 387	49 957 196
08011200	Coconuts In the inner shell (endocarp)	4 758 988	53 193 835	688 861	7 913 182
08011910	Young coconut	211 983	2 585 976	233 079	2 674 945
08011990	Coconuts, other than desiccated, in the inner shell (endocarp), young coconut, fresh or dried	15 949 878	176 002 464	3 360 072	34 026 685
08012200	Brazil nuts shelled	-	17	-	600
08013100	Cashew nuts In shell	16 000	11 692 116	16 000	17 182 203
08013200	Cashew nuts shelled	424 052	3 931 381	3 209 770	30 905 782
08021100	Almonds In shell	-	27 607	-	204 299
08021200	Almonds shelled	11 340	43 319	88 767	320 210
08022200	Hazelnuts or filberts (Corylus spp) shelled	-	350	-	2 169
08024100	Chestnuts (Castanea spp) In shell	-	2	-	1
08026100	Macadamia nuts In shell	-	80	-	589
08026200	Macadamia nuts Shelled	-	55	-	1 337
08028000	Areca nuts	12 531 150	126 845 436	14 456 327	149 446 677
08029000	Nuts, other than 0801.11 - 0802.80, fresh or dried, whether or not shelled or peeled	71 252	745 107	150 764	1 447 007
08031000	Plantains, fresh or dried	281 890	2 542 705	89 340	800 954
08039010	Lady's finger banana, fresh or dried	-	86 000	-	17 373
08039090	Bananas other than lady's finger banana, fresh or dried	1 191 887	13 750 670	597 381	7 850 428
08041000	Dates, fresh or dried	-	8 778	-	9 129
08043000	Pineapples, fresh or dried	1 844 096	11 626 311	1 087 142	6 922 460
08044000	Avocados, fresh or dried	14 244	138 307	7 717	63 750
08045010	Guavas, fresh or dried	539	14 214	1 507	24 482
08045020	Mangoes, fresh or dried	5 880	30 693	6 652	28 554
08045030	Mangosteens, fresh or dried	108 139	22 754 369	117 688	32 313 446
08051010	Fresh oranges	5 055	10 320	2 976	5 043
08055010	Lemons (Citrus limon, Citrus limonum), fresh or dried	12	118 003	66	43 852
08055020	Limes (Citrus aurantifolia, Citrus latifolia), fresh or dried	72 141	1 494 520	52 731	686 267
08059000	Citrus fruit other than oranges,mandarins,clementines,wilkins,grapefruit,pomelos,lemons,limes, fresh or dried.	1 650	19 888	693	120 054
08062000	Grapes, dried	1	2 333	7	2 251
08071100	Watermelons, fresh	6 407	48 697	2 575	35 570
08071900	Melons, other than watermelons, fresh	1 761	15 607	2 583	21 981
08072000	Papaws (papayas), fresh	177	35 174	156	6 041
08083000	Pears, fresh	-	100	-	100
08092900	Cherries other than sour cherries (Prunus cerasus), fresh	-	100	-	189
08094010	Plums, fresh	36 000	54 056	25 200	37 858
08101000	Strawberries, fresh	-	360	-	4 766
08104000	Cranberries, bilberries and oth fruits of the genus Vaccinium, fresh	-	5 400	-	44 229
08105000	Kiwifruit, fresh	-	302	-	426
08106000	Durians, fresh	165	8 410	1 565	28 753
08109010	Longans, mata kucing, fresh	-	135	-	725
08109020	Lychees, fresh	5	1 899	4	8 608
08109030	Rambutan, fresh	-	210 367	-	207 552
08109040	Langsat (Lanzones), fresh	-	46 509	-	13 058
08109050	Jackfruit (including Cempedak and Nangka), fresh	1 227	19 990	430	18 040
08109060	Tamarinds, fresh	43 422	235 622	100 774	285 094
08109070	Starfruit, fresh	6	165	12	207
08109091	Salacca (snake fruit), fresh	87 898	723 434	93 275	757 325

Tabel 3 : Ekspor Indonesia menurut Komoditi (Kode HS 8 digit)

Juni 2019

Kode H S	Uraian golongan barang	Berat bersih (Kg)		Nilai F.O.B. (U S \$)	
		Bulan ini	Kumulatif	Bulan ini	Kumulatif
(1)	(2)	(3)	(4)	(5)	(6)
08109092	Dragon fruit, fresh	2 578	28 842	8 154	75 100
08109093	Sapodilla (ciku fruit), fresh	44	2 626	90	724
08109094	Pomegranate, soursop/sweetsops, bell fruit, marian plum, passion fruit, cottonfruit, jujube and tampoi or rambai	2 168	25 211	2 426	47 810
08109099	Fruit other than 0803.10.00 - 0810.90.94, fresh	3 168	80 762	920	55 342
08111000	Strawberries, uncooked/cooked by steaming/boiling, frozen, w.o.n containing added sugar or oth sweetening matter	-	160	-	468
08112000	Raspberry,blackberry,mulberry,loganberry,currants,gooseberry ,uncook/cook by steam/boil,frozen,w.o.n added sweet matter	2 189	16 017	31 907	229 845
08119000	Fruit & nuts other than 0811.10 - 0811.20, uncooked or cooked by steaming/boiling, frozen, w.o.n cont added sugar or oth	155 943	2 413 734	160 641	2 785 658
08129010	Strawberries, provisionally preserved (eg by sulphur dioxide gas, etc), but unsuitable for immediate consumption	162	324	2 136	4 273
08129090	Fruit&nuts o.t cherry&strawberry,provisionally preserved(eg by sulphur dioxide gas,etc.),not for immediate consumption	13 739	68 419	5 882	27 772
08134010	Longans, dried	-	17 806	-	13 185
08134020	Tamarinds, dried	20 280	947 551	48 320	833 507
08134090	Fruit, other than heading 0801-0806, apricots, prunes, apples, longans, tamarinds, dried	53 570	598 464	51 822	821 718
08135010	Mixtures of which cashew nuts or Brazil nuts predominate by weight	-	4	-	100
08135030	Mixtures of which dried dates predominate by weight	12	71	25	152
08135040	Mix of which dried avocados or dried oranges/mandarins (including tangerines and satsumas) predominate by weight	1 010	5 810	130	719
08135090	Mixtures of dried fruits other than dates, avocados, orange/mandarins (incl tangerins&satsumas) predominate by weight	87	87	39	39
09011110	Coffee, Arabica WIB or Robusta OIB, not roasted, not decaffeinated	20 778 036	136 212 024	56 649 004	385 911 712
09011190	Coffee other than Arabica WIB or Robusta OIB, not roasted, not decaffeinated	86 990	909 734	135 434	1 608 586
09011210	Coffee, Arabica WIB or Robusta OIB, not roasted, decaffeinated	-	19 657	-	158 799
09012110	Coffee, roasted, not decaffeinated, unground	530	182 219	7 090	711 613
09012120	Coffee, roasted, not decaffeinated, ground	165 700	1 073 907	504 985	3 318 330
09012210	Coffee, roasted, decaffeinated, unground	-	62	-	3 541
09012220	Coffee, roasted, decaffeinated, ground	-	13 352	-	25 174
09019010	Coffee husks and skins	4 500	7 282	13 905	27 739
09019020	Coffee substitutes containing coffee	-	207 178	-	708 892
09021010	Leaves green tea (not fermented), in immediate packings of not exceeding 3 kg, whether or not flavoured	1 807	76 788	1 531	122 313
09021090	Green tea (not fermented) other than leaves, in immediate packings of not exceeding 3 kg, whether or not flavoured	22 758	527 546	131 828	2 413 335
09022010	Leaves green tea (not fermented), in immediate packings of exceeding 3 kg, whether or not flavoured	307 741	1 950 409	505 199	4 124 232
09022090	Green tea (not fermented) other than leaves, in immediate packings of exceeding 3 kg, whether or not flavoured	77 729	640 296	149 950	1 595 083
09023010	Leaves black tea(fermented) &partly fermented tea, in immediate packings of not exceeding 3 kg, whether or not flavoured	58	69 953	93	133 388
09023090	Black tea(fermented)&partly fermented tea other than leaves, in immediate packings of <=3 kg, whether or not flavoured	285 570	1 765 204	1 558 129	9 314 788
09024010	Leaves black tea(fermented) &other partly fermented tea in immediate packings of exceeding 3 kg,whether or not flavoured	173 480	1 294 944	380 461	2 695 522

Tabel 3 : Ekspor Indonesia menurut Komoditi (Kode HS 8 digit)

Juni 2019

Kode H S	Uraian golongan barang	Berat bersih (Kg)		Nilai F.O.B. (U S \$)	
		Bulan ini	Kumulatif	Bulan ini	Kumulatif
(1)	(2)	(3)	(4)	(5)	(6)
09024090	Black tea (fermented)&oth partly fermented tea other than leaves,in immediate packings of >3 kg,whether or not flavoured	1 535 104	14 756 913	2 626 179	24 595 436
09030000	MatØ	-	1 304	-	2 943
09041110	White pepper, neither crushed nor ground	2 353 235	15 171 667	6 412 063	41 880 743
09041120	Black pepper, neither crushed nor ground	726 654	5 101 406	1 955 218	14 479 989
09041190	Pepper of the genus Piper other than white and black pepper, neither crushed nor ground	76 857	1 617 562	259 371	4 428 817
09041210	White pepper, crushed or ground	33 001	239 377	156 728	1 002 628
09041220	Black Pepper, crushed or ground	21 620	323 017	81 954	1 259 942
09041290	Pepper of the genus Piper other than white and black pepper, crushed or ground	2 630	77 745	4 210	121 928
09042110	Chillies (fruits of the genus Capsicum), dried, neither crushed nor ground	450	129 380	1 478	350 375
09042190	Fruits of the genus Capsicum or of the genus Pimenta, other than Chillies, dried, neither crushed nor ground	-	22 048	-	22 237
09042210	Chillies (Fruits of the genus Capsicum), crushed or ground	3 948	378 177	15 314	1 842 480
09042290	Fruits of the genus Capsicum or of the genus Pimenta, other than Chillies, crushed or ground	-	1 576	-	4 414
09051000	Vanila, neither crushed nor ground	11 755	105 948	3 311 239	30 221 903
09052000	Vanila, crushed or ground	1 244	7 508	336 938	1 944 558
09061100	Cinnamon (Cinnamomum zeylanicum Blume), neither crushed nor ground	334 667	3 833 337	1 439 893	15 735 362
09061900	Cinnamon other than Cinnamomum zeylanicum Blume and cinnamon-tree flowers, neither crushed nor ground	199 036	2 520 344	706 650	8 548 944
09062000	Cinnamon and Cinnamon-tree flowers, crushed or ground	1 700 910	11 167 528	5 696 202	38 241 677
09071000	Cloves (whole fruit, cloves and stems), neither crushed nor ground	1 381 043	9 969 280	7 247 300	44 853 898
09072000	Cloves (whole fruit, cloves and stems), crushed or ground	12 960	509 189	129 543	2 265 190
09081100	Nutmeg, neither crushed nor ground	567 943	5 494 874	2 827 860	26 733 608
09081200	Nutmeg, crushed or ground	189 806	1 568 864	1 181 517	9 885 723
09082100	Mace, neither crushed nor ground	141 042	1 288 919	2 230 358	17 718 802
09082200	Mace Crushed or ground	43 599	382 898	702 513	5 092 647
09083100	Cardamoms, neither crushed nor ground	312 975	2 737 208	751 839	6 928 712
09083200	Cardamoms, crushed or ground	-	1 550	-	11 727
09092100	Seeds of coriander, neither crushed nor ground	7 236	26 582	12 886	42 893
09092200	Seeds of coriander, crushed or ground	278	5 973	974	16 871
09093100	Seeds of cumin, neither crushed nor ground	50	53	10	14
09093200	Seeds of cumin, crushed or ground	-	1 289	-	5 850
09096110	Seeds of anise, neither crushed nor ground	-	6 693	-	35 728
09096130	Seeds of caraway, neither crushed nor ground	-	5	-	7
09096190	Seeds of fennel, juniper berries, neither crushed nor ground	-	63	-	756
09096210	Seeds of anise, crushed or ground	-	106	-	7 133
09096230	Seeds of caraway, crushed or ground	-	158	-	99
09096290	Seeds of fennel, juniper berries, crushed or ground	-	25	-	28
09101100	Ginger, neither crushed nor ground	543 431	2 072 281	439 318	1 765 631
09101200	Ginger, crushed or ground	975	15 141	5 336	70 743
09102000	Saffron	-	52 000	-	20 343
09103000	Turmeric (curcuma)	190 792	1 003 525	128 198	1 304 178
09109110	Curry	3 785	7 842	10 523	28 497
09109190	Mixtures of spices in heading 0904 - 0910, other than curry	11 256	189 112	21 359	314 258
09109910	Thyme, bay leaves	4 315	50 775	16 854	116 153
09109990	Spices, not mixtures, other than HS 0904.11.10 - 0910.99.10	131 316	1 049 225	366 201	2 369 737
10019912	Wheat grain without husk fit for human consumption	-	96	-	96
10039000	Barley, other than seed	-	500	-	178
10051000	Maize (corn) seed	40	102	91	211
10059010	Popcorn	7 902	21 342	9 919	27 200
10059090	Maize (corn), other than seed & popcorn	79 500	680 163	37 485	351 354
10061010	Rice in the husk (paddy or rough), suitable for sowing	-	3 300	-	32 550
10062090	Husked (brown) rice, other than Hom Mali rice	-	2 252	-	9 662

Tabel 3 : Ekspor Indonesia menurut Komoditi (Kode HS 8 digit)

Juni 2019

Kode H S	Uraian golongan barang	Berat bersih (Kg)		Nilai F.O.B. (U S \$)	
		Bulan ini	Kumulatif	Bulan ini	Kumulatif
(1)	(2)	(3)	(4)	(5)	(6)
10063030	Glutinous rice, semimilled or wholly milled glutinous rice, whether or not polished or glazed	-	44 000	-	67 551
10063040	Hom Mali rice, semimilled or wholly milled glutinous rice, whether or not polished or glazed	-	25	-	15
10063091	Parboiled rice	-	14	-	125
10063099	Semi-milled/ wholly milled rice, whether or not polished or glazed, oth than glutinous rice, Hom Mali rice, parboiled rice	-	73 176	-	144 150
10064010	Broken rice, of a kind used for animal feed	-	2	-	3
10089000	Cereals, o.t wheat&meslin, rye, barley, oats, maize, rice, grain sorghum, buckwheat, millet, canary seeds, fonio, quinoa, triticale	-	1 020	-	932
11010011	Wheat flour, fortified	1 119 085	9 637 033	481 945	4 119 084
11010019	Wheat flour, other than fortified	1 834 013	6 869 328	800 646	3 040 751
11022000	Maize (corn) flour	29 954	268 237	14 607	160 154
11029010	Rice flour	25 023	142 751	24 312	129 371
11029090	Cereal flours other than wheat, meslin, maize (corn), rice, rye flour	208 921	599 728	153 889	342 442
11031100	Groats and meal of wheat	284	609	130	385
11031300	Groats and meal of maize (corn)	-	10 406	-	9 388
11031920	Groats and meal of rice	-	9 700	-	10 722
11031990	Groats and meal of cereals, other than wheat, maize (corn), meslin and rice	-	834	-	1 127
11041200	Rolled or flaked grains of oats	-	1 390	-	8 112
11041910	Rolled or flaked grains of maize (corn)	-	1 440	-	3 000
11041990	Rolled or flaked grains of cereals other than oats and maize (corn)	-	19 000	-	13 680
11042200	Worked grains (for example, hulled, pearled, sliced or kibbled) of oats	1	1	10	10
11042990	Worked cereal grains (for example, hulled, pearled, sliced or kibbled), other than oats, maize (corn) and barley	-	3 091	-	25 741
11043000	Germ of cereals, whole, rolled, flaked or ground	165 000	990 000	61 035	366 210
11051000	Flour, meal and powder of potatoes	400	46 819	1 008	26 492
11052000	Flakes, granules and pellets of potatoes	3	14	0	24
11061000	Flour, meal and powder of the dried leguminous vegetables	36	1 861	413	10 598
11062010	Flour, meal and powder of manioc (cassava)	43 139	467 967	15 344	157 854
11062020	Flour, meal and powder of sago	-	14 317	-	9 157
11062030	Flour, meal and powder of sweet potato (Ipomoea Batatas)	52 000	260 050	15 976	79 682
11062090	Flour, meal & powder of oth sago/of roots/ tubers of 0714, oth than manioc/cassava, sago, sweet potato/Ipomoea batatas	24 000	536 079	6 269	131 406
11063000	Flour, meal and powder of the products of edible fruit and nuts	156 245	1 571 750	504 940	5 341 083
11081100	Wheat starch	2 109	12 446	3 304	17 619
11081200	Maize (corn) starch	2 995 000	17 817 019	1 056 631	6 261 782
11081400	Manioc (cassava) starch	460 000	3 734 200	280 993	2 351 009
11081910	Sago starch	882 010	6 362 438	183 579	1 537 259
11081990	Starches other than wheat, maize (corn), potato, manioc (cassava), sago	16 500	121 069	4 950	52 249
12019000	Soya beans, other than seed, whether or not broken	210 000	2 831 377	39 653	932 920
12023000	Ground-nuts, seeds, not roasted or otherwise cooked, whether or not shelled or broken	-	820	-	3 239
12024100	Ground-nuts, other than seed, not roasted or otherwise cooked, in shell	124 066	587 992	200 494	945 077
12024200	Ground-nuts, other than seed, not roasted or otherwise cooked, shelled, whether or not broken	1 302	18 269	244	5 972
12030000	Copra	1 826 347	22 731 492	1 353 375	14 514 934
12051000	Low erucic acid rape or colza seeds, whether or not broken	8 300	52 280	28 220	141 632
12060000	Sunflower seeds, whether or not broken	8	5 048	860	28 860
12071010	Palm nuts suitable for sowing/planting, whether or not broken	-	876	-	134 998
12071030	Kernels, whether or not broken	2 520 180	13 155 270	532 733	3 215 966

Tabel 3 : Ekspor Indonesia menurut Komoditi (Kode HS 8 digit)

Juni 2019

Kode H S	Uraian golongan barang	Berat bersih (Kg)		Nilai F.O.B. (U S \$)	
		Bulan ini	Kumulatif	Bulan ini	Kumulatif
(1)	(2)	(3)	(4)	(5)	(6)
12072900	Cotton seeds, other than seed	136 984	1 192 883	31 440	325 061
12073000	Castor oil seeds	-	13	-	2 937
12074010	Sesamum seeds, edible	24 000	24 000	38 145	38 145
12074090	Sesamum seeds, other than edible	36 870	69 635	130 124	226 898
12075000	Mustard seeds	-	3	-	4
12076000	Safflower (Carthamus tinctorius) seeds	400	400	1 768	1 768
12077000	Melon seeds	-	11	-	2 322
12079950	Fresh fruit bunch of oil palm	76 450	1 748 982	6 657	48 981
12081000	Flours and meals of soya beans	16 455	120 953	7 033	59 719
12089000	Flours and meals of oil seeds or oleaginous fruits, other than those of mustard and soya beans	120	488	420	1 452
12092990	Seeds of forage plants other than lucerne, clover, fescue, kentucky blue grass, rye grass, timothy grass,beet,for sowing	-	60 272	-	273 199
12093000	Seeds of herbaceous plants cultivated principally for their flowers	100	777	468 421	1 829 903
12099190	Vegetable seeds, other than onion seeds, for sowing	55 661	468 768	185 911	2 288 033
12099990	Seeds,fruit and spores,o.t seeds of(sugar beet,forage plants,herbaceous plants,onion,rubber tree,kenaf), for sowing	40 785	107 771	65 192	216 537
12102000	Hop cones, ground, powdered or in the form of pellets, lupulin	1	1	1	1
12112000	Ginseng roots, fresh, chilled, frozen or dried, whether or not cut, crushed or powdered	-	602	-	10 220
12119015	Liquorice roots used primarily in pharmacy, fresh, chilled, frozen or dried, whether or not cut, crushed or powdered	-	96	-	259
12119016	Plants&its parts,used primarily in pharmacy,o.t HS 1211.90.11-1211.90.15,fresh,chilled,frozen/dried,in cut,crush/powder	6 300	6 300	6 300	6 300
12119019	Plant&its part,used primarily in pharmacy,o.t HS 1211.90.11-1211.90.16,fresh,chill,frozen/dried,not in cut,crush/powder	-	1 500	-	9 893
12119091	Pyrethrum used primarily in not pharmacy, in cut, crushed or powdered form, fresh, chilled, frozen/ dried	188 087	568 361	134 586	890 946
12119092	Pyrethrum used primarily in not pharmacy, not in cut, crushed or powdered form,fresh, chilled, frozen/ dried,	-	230	-	2 875
12119094	Sandalwood chips used primarily in not pharmacy, fresh, chilled, frozen/ dried, whether/ not cut, crushed/ powdered	1 445	33 866	11 876	235 564
12119095	Agarwood (Gaharu) chips used primarily in not pharmacy,fresh,chilled,frozen/ dried, whether/ not cut, crushed/ powdered	42 879	436 465	1 763 747	7 063 469
12119098	Plant&its part,used primarily not in pharmacy,o.t HS 1211.90.91-1211.90.97 in cut/crush/powder, fresh,chill,frozen/dried	172 770	2 078 373	295 068	4 184 478
12119099	Plant&its part, primarily not in pharmacy,o.t HS 1211.90.91-1211.90.97,not in cut/crush/powder, fresh,chill,frozen/dried	203 163	2 728 206	839 311	4 742 199
12122111	Eucheuma spinosum fit for human consumption, dried but not ground	1 364 913	9 679 680	1 369 288	6 898 850
12122112	Eucheuma cottonii fit for human consumption, dried but not ground	5 447 005	38 110 277	8 617 506	61 825 258
12122113	Gracilaria spp fit for human consumption, dried but not ground	2 406 720	24 248 593	1 348 752	12 747 440
12122114	Gelidium spp fit for human consumption, dried but not ground	-	22 000	-	66 000
12122115	Sargassum spp fit for human consumption, dried but not ground	-	576 420	-	106 892
12122119	Seaweeds&other algae for human consumption,dried but not ground,o.t E.spiniosum,E.cottonii,Gracilaria,Gelidium,Sargassum	-	161 000	-	325 323
12122190	Seaweeds and other algae fit for human consumption, other than dried and not ground	472 300	5 791 221	1 206 467	8 799 851
12122919	Seaweeds and other algae, fresh, chilled or dried, not fit for human consumption, other than used in pharmacy	514 088	4 054 652	168 779	1 298 435

Tabel 3 : Ekspor Indonesia menurut Komoditi (Kode HS 8 digit)

Juni 2019

Kode H S	Uraian golongan barang	Berat bersih (Kg)		Nilai F.O.B. (U S \$)	
		Bulan ini	Kumulatif	Bulan ini	Kumulatif
(1)	(2)	(3)	(4)	(5)	(6)
12122920	Seaweeds&other algae,fresh,chilled/dried,not human consump,oth than in dyeing,tanning,perfumery,pharmacy,insect,fungi	122 581	798 807	163 463	961 398
12129100	Sugar beet, fresh, chilled, frozen or dried, of a kind used primarily for human consumption	-	4 920	-	3 444
12129200	Locust beans (carob) fresh, chilled, frozen or dried, of a kind used primarily for human consumption	-	125	-	220
12129390	Sugar cane other than suitable for planting	107 520	266 320	23 654	58 193
12129990	Vegetable products of a kind used primarily for human consumption other than HS 1212.21.11 - 1212.99.10	676 779	3 064 827	1 665 024	6 893 506
12130000	Cereal straw and husks, unprepared, whether or not chopped, ground, pressed or in the form of pellets	-	40 000	-	5 212
12149000	Swedes,mangolds,fodder roots,hay,clover,sainfoin,forage kale,lupines, vetches&other forage, or in the form of pellets	-	47 452	-	21 479
13012000	Gum Arabic	50	31 500	150	17 016
13019040	Lac	-	81 985	-	228 170
13019090	Natural gums, resins, gum-resins and oleoresins, other than gum arabic, cannabis resins, lac	1 960 011	22 501 223	2 668 512	23 328 333
13021200	Vegetable saps and extracts of liquorice	-	81	-	1 396
13021400	Vegetable saps and extracts of ephedra	-	600	-	25 808
13021940	Vegetable saps and extracts of pyrethrum or of the roots of plants containing rotenone	-	30 000	-	40 174
13021990	Vegetable saps and extracts, other than of opium, liquorice, hops, ephedra, cannabis,pyrethrum,japan/chinese lacquer	-	1 024 220	-	372 826
13022000	Pectic substances, pectinates and pectates	37 298	136 396	65 272	208 826
13023100	Agar-agar	53 308	300 009	802 441	4 377 112
13023200	Mucilages and thickeners, whether or not modified, derived from locust beans, locust bean seeds or guar seeds	-	10 443	-	66 269
13023911	Carrageenan powder, Semirefined	437 101	2 993 562	3 528 587	22 347 986
13023912	Carrageenan powder, Refined	-	12 975	-	305 963
13023913	Carrageenan, alkali treated carrageenan chips (ATCC)	15 400	568 110	110 888	3 819 446
13023919	Carrageenan, other than powder(refined and semirefined), alkali treated carrageenan chips (ATCC)	264 835	2 213 579	2 059 296	15 152 635
13023990	Mucilages and thickeners, whether or not modified, other than agar-agar, locust bean, carrageenan	85 281	538 238	308 136	1 679 643
14011000	Bamboos, of a kind used primarily for plaiting	82 879	877 353	75 681	583 285
14019000	Vegetable materials of a kind used primarily for plaiting other than bamboo and rattans	58 038	385 823	44 334	661 149
14042000	Cotton linters	1 700	3 427	5 084	19 132
14049020	Vegetable products nec or included of a kind used primarily in tanning or dyeing, other than cotton linters	66 136	1 721 786	42 204	573 037
14049030	Kapok	413 379	3 321 934	284 317	2 885 060
14049091	Palm kernel shells	183 239 466	1 252 128 500	11 389 810	76 731 778
14049099	Vegetable products nec or included oth used primarily in tanning/ dyeing,oth than HS 1404.20.00 - 1404.90.92	1 888 136	14 008 451	412 099	3 043 829
15019000	Poultry fat, other than that of heading 0209 or 1503	4 710	20 001	24 858	93 892
15041090	Fish-liver oils and their fractions other than solid fraction	-	7 200	-	68 850
15042090	Fats and oils and their fractions, of fish, other than liver oils, other than solid fractions	-	62 400	-	75 601
15050010	Lanolin	-	456	-	1 728
15060000	Animal fats&oils&their fractions,o.t heading 1501-1504,whether/not refined,not chemically modified, n.e.c. in chapter 15	-	2 920	-	13 192
15071000	Crude soya-bean oil, whether or not degummed, not chemically modified	-	42	-	1 915
15079010	Fractions of unrefined soyabean oil, not chemically modified	-	3 900	-	4 680
15079090	Soya-bean oil and its fractions, refined, but not chemically modified, other than crude-oil	-	38 267	-	20 378
15081000	Crude ground-nut oil, whether or not refined, but not chemically modified	-	0	-	1
15089000	Ground-nut oil and its fractions, whether or not refined, but not chemically modified, other than crude oil	-	32	-	7

Tabel 3 : Ekspor Indonesia menurut Komoditi (Kode HS 8 digit)

Juni 2019

Kode H S	Uraian golongan barang	Berat bersih (Kg)		Nilai F.O.B. (U S \$)	
		Bulan ini	Kumulatif	Bulan ini	Kumulatif
(1)	(2)	(3)	(4)	(5)	(6)
15091090	Virgin olive oil, not chemically modified, not solvent extraction, in packings of a net weight exceeding 30 kg	-	250	-	1 150
15099099	Fractions of refined olive oil, not chemically modified, not solvent extraction, in packings of a net weight > 30 kg	-	644	-	9 999
15100010	Crude oil, obtained solely from olives, solvent extraction, but not chemically modified	-	7	-	53
15100090	Fractions of refined oil, obtained solely from olives, not chemically modified, blend with oils/fraction of heading 1509	20	182	10	92
15111000	Crude palm oil, not chemically modified	472 448 916	3 191 230 479	219 004 126	1 512 260 727
15119020	Refined palm oil, not chemically modified	375 742 218	2 200 635 769	193 725 812	1 150 277 659
15119031	Solid fractions of refined palm oil, not chemically modified, with iodine value 30 or more, but less than 40	194 518 052	1 063 515 058	92 745 870	518 964 737
15119032	Solid fractions of refined palm oil, not chemically modified, with iodine value 40 or more	42 875 355	427 920 279	20 414 449	210 650 314
15119036	Liquid fractions of refined palm oil, not chemically modified, in packing of a net weight not exceeding 25 kg	64 778 457	770 365 776	41 486 340	482 029 195
15119037	Liquid fractions of refined palm oil, not chemically modified, in packing of a net weight > 25kg, with 55 <= iodine value < 60	766 278 038	4 799 730 166	385 764 199	2 482 778 673
15119039	Liquid fractions of refined palm oil, not chemically modified, packing net weight > 25kg, iodine value < 55 or iodine value >= 60	46 697 765	211 039 438	25 020 523	117 287 898
15119041	Solid fractions of unrefined palm oil, not chemically modified	21 099 352	58 098 061	9 680 749	28 228 298
15119042	Solid fractions of unrefined palm oil, not chemically modified, with packing of a net weight not exceeding 25 kg	-	38 100	-	5 415
15119049	Solid fractions of unrefined palm oil, not chemically modified, with packing of a net weight exceeding 25 kg	75 450 378	381 220 021	38 483 192	203 442 881
15121100	Crude oil of sunflowerseed or safflower oil, not chemically modified	-	2 700 000	-	1 012 500
15121990	Sunflower-seed or safflower oil and fractions other than crude oil, unrefined, refined, not chemically modified	200	1 555	1 036	10 115
15122100	Crude oil of cottonseed oil and its fractions whether or not gossypol has been removed, not chemically modified	-	15 200	-	27 897
15131100	Crude oil of coconut (copra) oil, not chemically modified	18 480 479	150 479 923	11 540 572	105 105 668
15131910	Fractions of unrefined coconut oil, not chemically modified	11 413	46 462	20 952	74 010
15131990	Coconut (copra) oil and its fractions other than crude oil and fraction of unrefined oil, not chemically modified	30 503 298	167 922 506	22 307 456	131 399 626
15132110	Crude oil of palm kernel, not chemically modified	13 877 458	175 930 600	7 305 044	113 103 683
15132190	Crude oil of babassu, not chemically modified	11	2 341	48	4 616
15132913	Unsolid fractions of unrefined palm kernel oil (palm kernel oil), not chemically modified	-	3 020 971	-	2 012 496
15132991	Solid fractions of refined palm kernel oil, not chemically modified	11 134 013	69 105 639	10 002 663	65 295 921
15132994	Palm kernel olein, refined, bleached and deodorized (RBD), not chemically modified	16 302 506	52 964 294	8 496 961	32 316 781
15132995	Palm kernel oil, RBD, not chemically modified	67 386 759	511 729 296	41 481 180	351 882 948
15151100	Crude oil of linseed oil, not chemically modified	5	6	2	16
15152919	Fractions of unrefined maize (corn) oil, other than solid, but not chemically modified	-	137	-	137
15153010	Crude oil of castor oil, not chemically modified	-	380	-	490
15153090	Castor oil and its fractions, other than crude oil, but not chemically modified	6 000	7 096	10 218	29 491
15155010	Crude oil of sesame oil, not chemically modified	-	420	-	6 300
15155090	Fractions of refined sesame oil, but not chemically modified	-	266	-	56
15159011	Crude oil of Illipe nut oil, but not chemically modified	-	29 800	-	72 616
15159012	Fractions of unrefined Illipe nut oil, but not chemically modified	-	37 000	-	8 140
15159019	Fractions of refined Illipe nut oil, but not chemically modified	-	147 227	-	550 215

Tabel 3 : Ekspor Indonesia menurut Komoditi (Kode HS 8 digit)

Juni 2019

Kode H S	Uraian golongan barang	Berat bersih (Kg)		Nilai F.O.B. (U S \$)	
		Bulan ini	Kumulatif	Bulan ini	Kumulatif
(1)	(2)	(3)	(4)	(5)	(6)
15159021	Crude oil of Tung oil, but not chemically modified	-	150	-	3 450
15159039	Fractions of refined Jojoba oil, but not chemically modified	-	38	-	561
15159099	Fractions of refined oil of other fixed vegetable fats&oils, o.t HS 1515.11.00-1515.90.39, but not chemically modified	37 209	759 626	102 530	2 737 694
15161090	Animal fats and oils and their fractions, not re-esterified, but not further prepared	-	3 002	-	8 265
15162012	Vegetable fats and oils and their fractions of oil palm fruit, crude, reesterified, but not further prepared	745	745	1 177	1 177
15162014	Vegetable fats and oils and their fractions of coconuts, reesterified, but not further prepared	155 209	1 230 759	752 571	5 131 892
15162015	Vegetable fats and oils and their fractions of palm kernels, crude, reesterified, but not further prepared	1 307 830	7 819 756	4 124 984	27 818 736
15162016	Vegetable fats and oils and their fractions of palm kernels, refined, bleached and deodorized (RBD), reesterified	113 300	339 900	88 667	265 421
15162017	Vegetable fats and oils and their fractions of groundnuts, reesterified, but not further prepared	250	1 968	88	783
15162019	Vegetable fats and oils and their fractions, reesterified, but not further prepared, other than HS 1516.20.11-1516.20.18	790 540	4 003 529	627 104	3 235 537
15162031	Vegetable fats&oils & their fractions of groundnuts, coconuts, soya beans, hydrogenated, in flakes, not further prepared	168 005	877 440	163 780	870 593
15162034	Vegetable fats & oils & their fractions of palm oil, hydrogenated, in flakes, not further prepared	610 500	3 064 000	334 983	1 873 882
15162035	Vegetable fats & oils & their fractions of palm kernels, hydrogenated, in flakes, not further prepared	1 307 660	6 217 830	1 334 116	6 004 532
15162039	Vegetable fats and oils and their fractions, hydrogenated, but not further prepared, other than HS 1516.20.31-1516.20.35	-	70	-	268
15162042	Vegetable fats & oils & their fractions of coconuts, hydrogenated, in oth forms, not further prepared	87 203	479 848	84 212	479 890
15162043	Vegetable fats & oils & their fractions of groundnuts, hydrogenated, in oth forms, not further prepared	485	1 979	245	994
15162045	Vegetable fats & oils & their fractions of olives, hydrogenated, in oth forms, not further prepared	115	4 110	91	2 879
15162046	Vegetable fats & oils & their fractions of palm oil fruit, hydrogenated, in oth forms, not further prepared	894 840	4 357 640	616 267	3 023 580
15162047	Vegetable fats & oils & their fractions of palm oil kernels, hydrogenated, in oth forms, not further prepared	2 213 207	28 206 287	2 210 278	27 368 952
15162049	Vegetable fats&oils&their fractions, hydrogenated, in oth forms, not further prepared, oth than HS 1516.20.41-1516.20.48	90 640	473 160	98 384	546 605
15162052	Vegetable fats & oils & their fractions of olives, interesterified, not further prepared	1 911 000	19 350 975	1 037 511	11 379 200
15162054	Vegetable fats & oils & their fractions of groundnuts, palm oil & coconuts, interesterified, not further prepared	298 740	1 201 090	164 081	739 694
15162059	Vegetable fats&oils & their fractions, inter-esterified, not further prepared, other than HS 1516.20.51-1516.20.54	148 000	410 610	81 825	272 001
15162062	Refined bleached&deodorised (RBD) palm stearin, elaidinised, with an iodine value not exceeding 48,not further prepared	3 959 745	8 570 220	2 165 050	5 285 840
15162091	Palm stearin, elaidinised, with an iodine value exceeding 48, not further prepared	-	14 400	-	50 883
15162094	Fats & oils and their fractions of soya beans, elaidinised, not further prepared	-	1 100	-	734
15162096	Refined, bleached and deodorised (RBD) palm kernel stearin, elaidinised, not further prepared	1 337 990	10 345 484	1 063 698	10 878 798
15162098	Fats & oils and their fractions of ground-nuts, of oil palm or of coconuts, elaidinised, not further prepared	1 102 986	5 290 081	1 360 172	5 656 945
15162099	Vegetables fats & oils and their fractions, elaidinised, not further prepared, other than HS 1516.20.91-1516.20.98	1 175 942	6 474 361	804 069	5 116 659

Tabel 3 : Ekspor Indonesia menurut Komoditi (Kode HS 8 digit)

Juni 2019

Kode H S	Uraian golongan barang	Berat bersih (Kg)		Nilai F.O.B. (U S \$)	
		Bulan ini	Kumulatif	Bulan ini	Kumulatif
(1)	(2)	(3)	(4)	(5)	(6)
15171010	Margarine, excluding liquid margarine, in airtight container for retail sale	3 945 921	25 377 225	2 554 813	16 937 100
15171090	Margarine, excluding liquid margarine, other than in airtight container for retail sale	2 224 425	20 065 163	1 344 855	12 237 529
15179010	Imitation ghee	176 875	966 626	127 798	686 265
15179020	Liquid margarine	6	65 406	2	40 092
15179030	Edible mixtures or preparations of animal or vegetable fats or oils, of a kind used as mould release preparations	-	9 000	-	8 685
15179043	Shortening	47 236 995	350 721 373	27 831 791	214 978 794
15179061	Liquid mixtures/preparations of vegetable fats or oils or of their fractions in which ground nut oil predominates	-	500	-	11 000
15179064	Liquid mixtures/preparations of vegetable fats/oils/of their fractions, oth palm oil predominates, packings >25 kg	201 600	604 800	304 326	903 281
15179068	Liquid mixtures/preparations of vegetable fats/oils or of their fractions in which illipe nut oil predominates	207 099	2 243 551	614 049	6 641 636
15179090	Edible mix/preparations of animal/vegetable fats/oils/fractions of different fats/oils nec in 1517.90, o.t heading 15.16	16 327 300	117 836 007	12 620 725	96 319 814
15180014	Groundnut/soyabean/palm/coconut oil, boiled/oxidised/dehydrated/sulphurised/blown/ polymerised /chemically modified	-	122 689	-	78 308
15180019	Veg fats&oil&its fractions, boiled/oxidise/dehydrate/sulphurise/blown/polymerised/chemically modified o.t 1518.00.14-16	217 550	1 462 430	140 891	788 828
15180031	Inedible mixtures or preparations of the palm oil fruits or of palm oil kernels	3 105 000	16 404 790	1 806 370	9 161 641
15180035	Inedible mixtures or preparations of groundnuts	-	5	-	155
15180036	Inedible mixtures or preparations of soya beans or coconuts	486	486	1 319	1 319
15180039	Inedible mixtures/preparations of vegetable fats/oils/of fracti.ons of different fats/oils o.t 1518.00.31-1518.00.37	925 640	20 988 750	522 945	11 343 948
15180060	Inedible mixtures/preparations of animal fats/oils or of fractions thereof and vegetable fats/oils/fractions thereof	3 845 175	31 446 115	1 910 032	15 702 698
15200010	Crude glycerol	70 263 900	319 363 132	10 920 618	63 670 360
15200090	Glycerol, glycerol waters and glycerol lyes, oth than crude glycerol	36 000	392 296	42 300	157 573
15211000	Vegetable waxes, whether or not refined or coloured	-	556 525	-	384 395
15219010	Beeswax and oth insect waxes, whether or not refined or coloured	805	4 793	9 852	91 516
15220010	Degras	-	180 000	-	66 600
15220090	Residues resulting from the treatment of fatty substances or animal or vegetable waxes	40 250	10 968 141	13 579	4 478 091
16010010	Sausages & similar products of meat/meat offal/blood, food preparation base on it, in airtight container for retail sale	-	4 931	-	12 684
16010090	Sausages&similar products of meat/meat offal/blood, food preparation based on, not in airtight container for retail sale	3 255	20 596	13 571	150 957
16021010	Homogenised prep of oth prepared/preserved meat, meat offal/blood contain pork, in airtight container for retail sale	-	1	-	80
16021090	Homogenised prep of oth prepared/preserved meat, meat offal/blood not contain pork,in airtight container for retail sale	8	18	287	507
16023110	Prepared or preserved meat, meat offal or blood of turkeys, in airtight containers for retail sale	-	837	-	3 150
16023191	Meat, meat offal or blood, mechanically deboned or separated meat of turkey, not in airtight container for retail sale	2 820	8 182	8 806	26 794
16023199	Prepared/preserved meat, meat offal/blood of turkeys, not in airtight containers for retail sale, oth than 1602.31.91	-	116	-	8

Tabel 3 : Ekspor Indonesia menurut Komoditi (Kode HS 8 digit)

Juni 2019

Kode H S	Uraian golongan barang	Berat bersih (Kg)		Nilai F.O.B. (U S \$)	
		Bulan ini	Kumulatif	Bulan ini	Kumulatif
(1)	(2)	(3)	(4)	(5)	(6)
16023210	Prepared or preserved of chicken curry, in airtight containers for retail sale	-	16	-	52
16023290	Prepared/preserved of meat,meat offal/blood fowls of species Gallus domesticus, o.t chicken curry in airtight container	-	19 819	-	67 923
16023900	Prepared or preserved meat, meat offal or blood of poultry in heading 0105, other than turkeys&species Gallus domesticus	-	42	-	72
16025000	Prepared or preserved meat, meat offal or blood of bovine animals	978	10 120	1 776	23 125
16029010	Mutton curry, in airtight containers for retail sale	35	940	251	5 318
16029090	Prepared or preserved meat, meat offal, including blood of animals, other than 1602.10.10-1602.90.10	8 381	44 114	24 304	92 262
16030000	Extracts and juices of meat, fish or crustaceans, molluscs or oth aquatic invertebrates	50 400	260 480	92 705	751 126
16041110	Salmon whole or in pieces, but not minced, in airtight containers for retail sale	-	20	-	20
16041311	Sardines, whole or in pieces, but not minced, in airtight containers for retail sale	189 429	3 847 032	340 291	8 877 061
16041319	Sardines, whole or in pieces, but not minced, not in airtight containers for retail sale	204 369	1 473 649	453 890	3 462 499
16041411	Tunas, whole or in pieces, but not minced, in airtight containers for retail sale	4 696 553	30 151 866	20 537 344	135 384 616
16041419	Skipjack and bonito (Sarda spp) whole or in pieces, but not minced, in airtight containers	281 036	2 441 984	1 031 958	7 899 413
16041490	Tunas, skipjack and bonito (Sarda spp), whole or in pieces, but not minced, not in airtight containers for retail sale	1 427 600	12 202 540	6 722 065	59 769 252
16041510	Mackerel, whole or in pieces, but not minced, in airtight containers for retail sale	12 292	44 917	93 560	195 584
16041590	Mackerel, whole or in pieces, but not minced, not in airtight containers for retail sale	4 263	308 362	10 000	471 605
16041610	Anchovies, whole or in pieces, but not minced, in airtight containers for retail sale	9 710	43 749	41 268	184 868
16041710	Eels, whole or in pieces, but not minced, in airtight containers for retail sale	-	2 830	-	60 136
16041790	Eels, whole or in pieces, but not minced, not in airtight containers for retail sale	8 003	49 149	197 273	1 325 946
16041891	Shark fins, whole/in pieces, not minced, not ready for immediate consumption, in airtight containers for retail sale	6 968	18 142	69 954	253 876
16041930	Fish, whole or in pieces, but not minced, in airtight containers for retail sale, other than HS 1604.11.10-1604.19.20	11 000	146 645	108 300	621 375
16041990	Fish, whole or in pieces, but not minced, not in airtight containers for retail sale, oth than HS 1604.11.10-1604.19.20	8 770	138 717	106 101	1 546 635
16042030	Fish ball	27 432	160 779	95 618	577 407
16042040	Fish paste	24 000	1 289 673	71 300	3 848 293
16042091	Prepared or preserved fish, in airtight containers for retail sale, other than fish sausage, fish ball, fish paste	98 496	488 111	290 670	1 471 594
16042099	Prepared or preserved fish, not in airtight containers for retail sale, other than fish sausage, fish ball, fish paste	189 334	1 364 890	615 824	4 608 298
16043200	Caviar substitutes	-	38 526	-	593 462
16051010	Crab, prepared or preserved, in airtight containers for retail sale	588 900	4 453 474	11 477 853	94 944 467
16051090	Crab, prepared or preserved, not in airtight containers for retail sale	475 817	2 876 977	9 510 531	58 073 512
16052100	Shrimps and prawns, prepared or preserveed, not in airtight container	1 825 092	15 368 954	15 442 465	136 593 394
16052920	Shrimp ball, in airtight container	-	587 818	-	3 295 215
16052930	Breaded shrimp, in airtight container	586 129	3 178 554	4 321 679	25 781 342
16052990	Prepared or preserved shrimps and prawns, in airtight container, other than shrimp ball & breaded shrimp	357 166	3 221 815	689 310	20 766 836
16053000	Lobster, prepared or preserved	2 625	11 445	5 250	22 756
16054000	Crustacean, other than crab, shrimps, prawns, and lobsters, prepared or preserved	-	17 046	-	141 310

Tabel 3 : Ekspor Indonesia menurut Komoditi (Kode HS 8 digit)

Juni 2019

Kode H S	Uraian golongan barang	Berat bersih (Kg)		Nilai F.O.B. (U S \$)	
		Bulan ini	Kumulatif	Bulan ini	Kumulatif
(1)	(2)	(3)	(4)	(5)	(6)
16055100	Oysters, prepared or preserved	-	1	-	34
16055200	Scallops, including queen scallops, prepared or preserved	-	3 975	-	9 511
16055490	Cuttle fish and squid, prepared or preserved, not in airtight containers for retail sale	26 178	276 459	192 236	2 212 684
16055500	Octopus, prepared or preserved	20 497	392 563	56 802	3 145 098
16055600	Clams, cockles and arkshells, prepared or preserved	158 848	1 038 707	494 041	3 118 201
16055790	Abalone, prepared or preserved, not in airtight containers for retail sale	-	1 164	-	8 417
16055800	Snails, oth than sea snails prepared and preserved	107 149	644 345	489 294	2 979 419
16055900	Mollusc, o.t oysters,scallops,mussels,cuttle fish,squid,octopus,clams,cockles,arkshell,abalone,snail, prepared/preserved	74 714	235 118	98 376	578 725
16056100	Sea cucumbers, prepared or preserved	1 290	50 706	114 421	1 057 122
16056900	Aquatic invertebrates, prepared or preserved, other than crustaceans, molluscs, sea cucumbers, sea urchins, jellyfish	6 712	13 993	29 387	62 333
17011200	Raw sugar of beet sugar in solid form, not containing added flavouring or colouring matter	0	30 039	1	46 114
17011300	Raw sugar of cane sugar specified in subheading note 2, in solid form, not cont added flavouring/colouring matter	-	1 628	-	3 274
17011400	Raw sugar of cane sugar,in solid form, not contain added flavouring/colouring matter, o.t specified in Subheading Note 2	3 516	42 478	7 145	56 059
17019100	Cane or beet sugars, chemically pure sucrose, in solid form, containing added flavouring or colouring matter	17	11 391	8	8 819
17019910	Refined sugar	40 858	1 329 711	67 965	958 633
17019990	Cane/beet sugars, chemically pure sucrose,in solid form,o.t raw sugar, contain flavouring/colouring matter,refined sugar	33 469	232 061	60 222	299 367
17021100	Lactose and lactose syrup, contain by 99 % or more lactose, expressed as anhydrous lactose, calculated on the dry matter	-	400	-	412
17021900	Lactose and lactose syrup, contain less than 99 % lactose, expressed as anhydrous lactose, calculated on the dry matter	15 606	169 304	5 065	126 163
17022000	Maple sugar and maple syrup	-	2 149	-	1 617
17023010	Glucose, not containing fructose or containing in the dry state less than 20 % by weight of fructose	22 525	122 375	16 328	92 841
17023020	Glucose syrup, not containing fructose or containing in the dry state less than 20 % by weight of fructose	389 260	2 591 567	290 696	1 840 323
17026020	Fructose syrup containing in the dry state more than 50 % by weight of fructose, excluding invert sugar	146 100	2 748 100	79 784	1 076 116
17029011	Chemically pure maltose,in dry state with fructose 50%	34 000	203 500	17 249	99 206
17029019	Maltose syrup,in dry state with fructose 50%	336 746	1 076 512	268 876	1 192 326
17029020	Artificial honey,whether/not mixed with natural honey,in dry with fructose 50%	741	48 064	1 101	97 096
17029030	Flavoured/coloured sugars (excl maltose), in dry with fructose 50%	-	28 655	-	26 974
17029040	Caramel, in dry with fructose 50%	-	100	-	190
17029091	Syrup of sugar, in dry state with fructose 50%	584 041	807 285	1 036 545	1 414 767
17029099	Sugar, including invert sugar and sugar syrup blends, in dry with fructose 50% other than 1702.90.11-1702.90.91	2 454 057	18 648 857	3 109 657	23 752 887
17031010	Cane molasses, containing added flavouring/colouring matter	-	27 509	-	11 815
17031090	Cane molasses, not containing added flavouring/colouring matter	77 043 802	222 971 674	9 765 526	26 061 797
17039010	Molasses, resulting from the extraction or refining of sugar, contain add flavour/colour matter,other than cane molasses	-	3 859	-	9 982
17039090	Molasses, resulting from the extraction or refining of sugar, not contain add flavour/colour matter, oth cane molasses	-	255 357	-	977 485
17041000	Chewing gum, whether or not sugar-coated	28 273	631 625	134 671	2 147 292
17049010	Medicated pastilles & drops, not containing cocoa	23 480	103 292	152 908	693 537

Tabel 3 : Ekspor Indonesia menurut Komoditi (Kode HS 8 digit)

Juni 2019

Kode H S	Uraian golongan barang	Berat bersih (Kg)		Nilai F.O.B. (U S \$)	
		Bulan ini	Kumulatif	Bulan ini	Kumulatif
(1)	(2)	(3)	(4)	(5)	(6)
17049020	White chocolate, not containing cocoa	109 234	598 566	262 152	1 614 916
17049091	Sugar confectionery,not contain cocoa,soft,contain gelatin,o.t chewing gum, medicated pastilles&drops, white chocolate	478 199	3 892 017	1 849 773	14 628 874
17049099	Sugar confectionery,not contain cocoa,o.t soft&contain gelatin,o.t chewing gum, medical pastilles&drops, white chocolate	2 455 955	18 617 604	6 191 395	47 457 954
18010000	Cocoa beans, whole or broken, raw or roasted	4 988 747	11 307 587	13 013 381	28 956 994
18020000	Cocoa shells, husks, skins and oth cocoa waste	269 597	2 275 401	36 097	631 880
18031000	Cocoa paste, defatted	1 233 750	10 253 276	5 647 504	42 804 758
18032000	Cocoa paste, wholly or partly defatted	4 413 475	20 165 115	5 134 544	24 069 293
18040000	Cocoa butter, fat and oil	11 024 037	64 435 558	60 652 077	346 032 584
18050000	Cocoa powder, not containing added sugar or other sweetening matter	5 927 455	34 270 971	9 992 693	55 024 198
18061000	Cocoa powder, containing added sugar or other sweetening matter	110 310	289 634	91 708	289 971
18062010	Chocolate confectionery blocks, slabs or bars weighing more than 2 kg	479 182	3 482 448	1 081 735	7 945 439
18062090	Chocolate, liquid,paste,granular or other bulk form in containers or immediate packings, of a content exceeding 2 kg	53 036	506 815	143 302	1 692 783
18063100	Chocolate and other food preparations containing cocoa, filled, in blocks, slabs, bars, weight <= 2kg	14 274	202 132	100 040	1 335 198
18063200	Chocolate and other food preparations containing cocoa, not filled, in blocks, slabs, bars, weight <= 2kg	262 360	1 644 842	869 093	5 294 954
18069010	Chocolate confectionery in tablets or pastilles	38 739	391 218	187 721	2 197 579
18069030	Food preparations of flour, meal, starch/malt extract, contain >=40 % but < 50 % by weight of cocoa	67	1 909	198	8 386
18069040	Food preparation of head 04.01-04.04, contain >=5% but <10% by weight of cocoa,for infant/young children,not retail sale	1 049	2 455	25 624	214 686
18069090	Chocolate and food preparation contain cocoa other than 1806.10.00-1806.90.40	75 390	963 196	233 959	3 271 020
19011010	Preparations suitable for infants or young children of malt extract, not contain or contain < 40% cocoa, for retail sale	24 254	120 819	110 406	565 664
19011020	Preparations suitable for infants or young children of HS 04.01-04.04, not contain or contain <5% cocoa,for retail sale	405 275	1 646 171	1 337 045	5 347 362
19011030	Preparations suitable for infants or young children of soya-bean powder, not contain/contain <40% cocoa,for retail sale	150	25 587	55	84 184
19011099	Food preparations of flour,groats,meal,starch for infant or >3 years old,for retail sale, o.t HS 1901.10.10-1901.10.91	52 606	634 168	208 493	1 954 912
19012010	Mixes&doughs for preparation of bakers' wares of head 19.05,of flour, groats, meal,starch/malt extract,not contain cocoa	87 780	727 972	137 499	1 032 661
19012020	Mixes&doughs for preparation of bakers' wares of head 19.05,of flour, groats, meal,starch/malt extract, containing cocoa	5 820	13 917	11 857	35 638
19012030	Mixes&doughs for preparation of bakers' wares of HS 1905, not contain cocoa,oth of flour,groats,meal,starch/malt extract	60 407	541 570	142 237	1 091 478
19012040	Mixes&doughs for preparation of bakers' wares of HS 1905, contain cocoa, oth of flour,groats,meal,starch/malt extract	1 322	16 487	3 017	29 307
19019019	Food preparations suitable for infants/young children, not put up for retail sale, other than medical foods	2 994	170 567	4 449	377 315
19019020	Malt extract	-	71 354	-	633 507
19019032	Food preparation of goods of HS 04.01-04.04, containing cocoa powder, other than filled milk	-	13 354	-	45 985
19019039	Food preparation of goods of HS 04.01-04.04, not containing cocoa powder, other than filled milk	28 060	375 484	24 989	875 411
19019041	Soya based preparation, in powder form	1	1	5	5
19019049	Soya based preparation, other than in powder form	2 106	93 602	9 649	259 459

Tabel 3 : Ekspor Indonesia menurut Komoditi (Kode HS 8 digit)

Juni 2019

Kode H S	Uraian golongan barang	Berat bersih (Kg)		Nilai F.O.B. (U S \$)	
		Bulan ini	Kumulatif	Bulan ini	Kumulatif
(1)	(2)	(3)	(4)	(5)	(6)
19019091	Medical foods, other than preparations suitable for infants or young childrens	-	54 840	-	55 904
19019099	Food preparations suitable not for infants/young children, other than 1901.10.10-1901.90.91	972 996	7 767 941	2 090 996	18 019 941
19021100	Uncooked pasta, not stuffed/othwise prepared, containing eggs	6 136	78 823	6 473	111 873
19021920	Rice vermicelli (including bee hoon), uncooked, not stuffed/othwise prepared, not containing eggs	9 448	99 724	2 563	56 874
19021931	Transparent vermicelli of corn, uncooked, not stuffed/otherwise prepared, not containing eggs	-	15 244	-	14 099
19021939	Transparent vermicelli, uncooked, not stuffed/otherwise prepared, not containing eggs, other than of corn	-	617	-	1 092
19021940	Noodles, uncooked, not stuffed/otherwise prepared, not containing eggs, oth than rice vermicelli& transparent vermicelli	73 558	880 211	92 274	1 591 951
19021990	Uncooked pasta, not stuffed/otherwise prepared, not containing eggs, other than rice vermicelli& transparent vermicelli	561 314	4 420 586	717 394	4 904 562
19022010	Stuffed pasta with meat or meat offal, whether or not cooked or otherwise prepared	2 507	2 507	5 146	5 146
19022090	Stuffed pasta whether or not cooked/otherwise prepared,other than stuffed with meat/meat offal,fish,crustaceans/molluscs	-	10 777	-	55 346
19023020	Rice vermicelli (including bee hoon), cooked or otherwise prepared, other than stuffed	7 672	115 712	41 412	215 478
19023030	Transparent vermicelli, cooked or otherwise prepared, other than stuffed	16 862	122 251	30 402	193 070
19023040	Instant noodles, whether or not cooked or otherwise prepared, other than stuffed	8 460 023	61 972 638	14 044 653	102 308 765
19023090	Cooked pasta, not stuffed, other than rice vermicelli, transparent vermicelli, instant noodles	1 046 840	6 054 072	1 630 396	11 908 684
19030000	Tapioca & substitutes therefor prepared from starch, in the form of flakes, grains, pearls, siftings or in similar forms	86 221	999 768	201 715	2 100 092
19041010	Prepared food obtained by the swelling/roasting of cereals/cereal products, containing cocoa	7 019	41 719	24 405	147 694
19041090	Prepared food obtained by the swelling/roasting of cereals/cereal products, not containing cocoa	76 014	870 452	324 425	2 822 397
19042010	Prepared foods obtained from unroasted cereal flakes	4 949	93 753	17 998	157 319
19042090	Prepared foods obtained from mixtures of unroasted cereal flakes and roasted cereal flakes or swelled cereals	8 318	102 249	13 231	234 559
19043000	Bulgur wheat	-	1 603	-	11 941
19049010	Rice preparations, including pre-cooked rice	437	15 967	1 847	56 062
19049090	Cereals (oth maize (corn)), in grain form/other worked grains (except flour, groats&meal), pre?cooked/otherwise prepared	149 145	1 461 786	1 102 589	8 733 069
19051000	Crispbread, whether or not containing cocoa	57 257	390 823	105 221	832 907
19052000	Gingerbread and the like, whether or not containing cocoa	3 752	34 340	1 475	11 045
19053110	Sweet biscuits, not containing cocoa	3 197 359	23 980 266	10 623 482	68 086 709
19053120	Sweet biscuits, containing cocoa	3 337 153	24 099 244	6 089 507	43 667 402
19053210	Waffles	784 888	4 621 539	2 380 460	13 273 797
19053220	Wafers	9 028 350	56 130 544	19 524 267	123 157 598
19054090	Rusk, toasted bread & similar toasted product, containing added sugar, honey, eggs, fats, cheese or fruit	34 562	315 283	50 168	757 184
19059010	Unsweetened teething biscuits	661 547	5 139 453	1 207 575	9 950 934
19059020	Unsweetened biscuits, other than teething biscuits	54 628	595 900	67 548	812 201
19059030	Cakes	16 820	332 970	46 748	1 087 671
19059040	Pastries	4 283	115 349	17 503	310 862
19059050	Flourless bakers' wares	856	3 886	294	2 701
19059070	Communion wafers, sealing wafers, rice paper and similar products	-	573	-	2 976
19059080	Crisp savoury food products, nec in heading 1905, whether or not containing cocoa	82 905	1 155 852	155 925	1 870 781

Tabel 3 : Ekspor Indonesia menurut Komoditi (Kode HS 8 digit)

Juni 2019

Kode H S	Uraian golongan barang	Berat bersih (Kg)		Nilai F.O.B. (U S \$)	
		Bulan ini	Kumulatif	Bulan ini	Kumulatif
(1)	(2)	(3)	(4)	(5)	(6)
19059090	Bread,pastry,cake,biscuit&oth bakers' wares,won contain cocoa,sealing wafer,rice paper&sim, o.t HS 1905.10.00-1905.90.80	570 440	4 384 899	1 262 185	9 143 548
20011000	Cucumbers and gherkins, prepared or preserved by vinegar or acetic acid	1	5	1	3
20019090	Vegetables,fruit,nuts&other edible parts of plants, prepared/preserved by vinegar/acetic acid,o.t cucumber,gherkin,onion	-	90 858	-	117 306
20029010	Tomato paste, prepared or preserved otherwise than by vinegar or acetic acid	-	894	-	1 067
20029090	Tomatoes not whole or in pieces, prepared/preserved otherwise than by vinegar or acetic acid, other than paste&powder	-	131	-	1 297
20031000	Mushrooms of the genus Agaricus, prepared or preserved othwise than by vinegar or acetic acid	147 050	954 616	241 559	1 663 647
20039090	Mushrooms, prepared or preserved othwise than by vinegar or acetic acid, other than mushrooms of the genus Agaricus	-	7 041	-	23 983
20041000	Potatoes, prepared or preserved otherwise than by vinegar or acetic acid, frozen, other than products of heading 20.06	1 410	6 437	2 466	8 898
20049010	Vegetable&mix,preserved o.t by vinegar/acetic acid,frozen,o.t 20.06,o.t tomato,mushroom,potato, for infant/young child	-	19 953	-	7 336
20049090	Vegetable&mix,preserved o.t by vinegar/acetic acid,frozen,o.t 20.06,o.t tomato,mushroom,potato,not for infant/youngchild	89 080	864 642	177 261	1 728 797
20052011	Potatoes chips&sticks in airtight container, retail sale, not frozen,not prepared/preserved by vinegar/acetic acid	44 928	75 862	196 837	344 375
20052019	Potato chips&sticks not in airtight container, not retail sale,not frozen,not prepared/preserved by vinegar/acetic acid	11 178	157 161	42 865	802 387
20052099	Potato not in airtight container,not retail sale,not frozen,not prepared/preserved by vinegar/acetic acid,o.t chip&stick	3 307	10 560	41 315	128 204
20054000	Peas, prepared or preserved otherwise than by vinegar or acetic acid, not frozen, other than products of heading 20.06	-	2 334	-	5 104
20055100	Beans,shelled, prepared/preserved otherwise than by vinegar/acetic acid, not frozen,other than products of heading 20.06	-	8 716	-	44 155
20055910	Beans in airtight container,retail sale, prepared/preserved otherwise than by vinegar/acetic acid,not frozen,o.t shelled	-	60	-	169
20055990	Beans o.t in airtight container for retail sale, prepared/preserved oth by vinegar/acetic acid,not frozen,o.t shelled	-	1 015	-	2 297
20058000	Sweet corn, prepared/preserved otherwise than by vinegar/acetic acid, not frozen, other than products of heading 20.06	-	81	-	18
20059100	Bamboo shoots,prepared/preserved otherwise than by vinegar/acetic acid, not frozen, other than products of heading 20.06	240	360	80	120
20059910	Vegetbl&mix of vege in airtight container,retail sale,prepare/preserve o.t vinegar/acetic acid, o.t HS 2005.10-2005.91	-	4	-	3
20059990	Vegetbl&mix of vege not in airtight container,not retail,prepare/preserve oth vinegar/acetic acid,o.t HS 2005.10-2005.91	120 299	1 026 068	143 807	1 103 037
20060000	Vegetables, fruit, nuts, fruit-peel and other parts of plants, preserved by sugar (drained, glace or crystallised)	-	23 948	-	43 606
20071000	Jams,fruit jellies, marmalades,fruit/nut, homogenised preparations, obtained by cooking, won cont added sugar/oth sweet	34 485	207 436	58 533	347 256

Tabel 3 : Ekspor Indonesia menurut Komoditi (Kode HS 8 digit)

Juni 2019

Kode H S	Uraian golongan barang	Berat bersih (Kg)		Nilai F.O.B. (U S \$)	
		Bulan ini	Kumulatif	Bulan ini	Kumulatif
(1)	(2)	(3)	(4)	(5)	(6)
20079100	Jams, jellies,marmalades,of citrus fruit,not homogenised preparations,obtained by cooking,won cont added sugar/oth sweet	198	1 529	113	2 986
20079910	Fruit pastes oth of mangoes, pineapples or strawberries,not homogenised preparations,won cont added sugar/oth sweet	24 704	164 660	70 720	521 419
20079920	Jams and fruit jellies oth of citrus fruit,not homogenised preparations,won cont added sugar/oth sweet	-	6 330	-	23 015
20079990	Fruit pastes of mangoes, pineapples or strawberries,not homogenised preparations,won cont added sugar/oth sweet	42 188	604 796	182 062	1 898 611
20081110	Roasted ground nuts, otherwise prepared/preserved won contain sugar/sweetening matter	94 677	668 934	239 950	1 862 323
20081120	Peanut butter, otherwise prepared/preserved won contain sugar/sweetening matter	10 504	155 370	26 155	324 985
20081190	Ground nuts, otherwise prepared/preserved won contain sugar/sweetening matter, other than roasted&peanut butter	39 110	420 021	124 010	1 325 208
20081910	Cashew nut including mixture, otherwise prepared/preserved won contain sugar/sweetening matter	4 370	55 026	65 189	551 913
20081991	Nut including mixture,roasted,otherwise prepared/preserved won contain sugar/sweetening matter,o.t gorund nut,cashew nut	17 517	260 917	52 713	651 574
20081999	Nut including mixture,not roasted,otherwise prepared/preserved won contain sugar/sweetening matter,other than cashew nut	86 451	462 008	298 990	2 316 836
20082090	Pineapple not in airtight container for retail sale, otherwise prepared/preserved won contain sugar/sweetening matter	9 210 533	87 333 222	7 156 237	68 978 838
20083090	Citrus fruits, otherwise prepared/preserved, not containing added sugar or other sweetening matter or spirit	42	1 317	239	3 059
20089710	Mix of stems,roots&other edible parts of plants,not incl fruits/nuts won contain added sugar/other sweetener or spirit	-	200	-	1 917
20089720	Mix of stems,roots&other edible parts of plants, including fruits/nuts, contain added sugar/other sweetener or spirit	569 100	3 998 094	551 507	3 780 981
20089910	Lychees, otherwise prepared/preserved whether or not contain sugar/sweetening matter	-	25	-	325
20089920	Longans, otherwise prepared/preserved whether or not contain sugar/sweetening matter	-	1 531	-	2 378
20089930	Stems,roots&other edible part of plant,not incl fruit/nut,othwise prepared/preserved won contain sugar/sweetening matter	34	86 032	53	75 395
20089940	Stems,roots&other edible part of plant,including fruit/nut,othwise prepared/preserved, contain sugar/sweetening matter	18 000	52 987	18 200	50 440
20089990	Stems,roots&other edible part of plant,includ fruit/nut,othwise prepared/preserved, not contain sugar/sweetening matter	606 805	5 933 700	1 116 851	10 413 847
20091100	Orange juice, frozen	-	1 450	-	315
20091200	Orange juice, not frozen, of a brix value not exceeding 20	-	1 680	-	2 220
20091900	Orange juice, not frozen, of a Brix value exceeding 20	5 916	114 241	5 250	135 263
20092900	Grapefruit (including pomelo) juice, of a brix value exceeding 20	1	1 520	3	6 396
20093900	Juice of any other single citrus fruit, of a brix value exceeding 20	-	1 102	-	3 398
20094100	Pineapple juice, of a brix value not exceeding 20	50 400	302 400	18 767	110 366
20094900	Pineapple juice, of a brix value exceeding 20	1 372 588	11 519 318	1 436 599	11 771 059
20096900	Grape juice (including grape must), of a brix value exceeding 20	11	35	12	33
20097900	Apple juice, of a brix value exceeding 20	1 023	27 268	994	23 127
20098910	Blackcurrant juice	11 376	19 592	17 724	30 913

Tabel 3 : Ekspor Indonesia menurut Komoditi (Kode HS 8 digit)

Juni 2019

Kode H S	Uraian golongan barang	Berat bersih (Kg)		Nilai F.O.B. (U S \$)	
		Bulan ini	Kumulatif	Bulan ini	Kumulatif
(1)	(2)	(3)	(4)	(5)	(6)
20098999	Juice, other than HS 2009.11.00-2009.89.10, not suitable for infants or young children	65 087	538 006	35 996	796 353
20099091	Mixtures of juices, not suitable for infants or young children, ready for immediate consumption	49 007	394 302	171 441	555 573
20099099	Mixtures of juices, not suitable for infants or young children, not ready for immediate consumption	352	187 164	639	591 402
21011110	Instant coffee	3 576 645	28 663 533	11 508 272	91 787 110
21011190	Extracts, essences and concentrates of coffee, other than instant coffee	55 972	768 898	317 255	3 497 747
21011210	Mixtures in paste form with a basis of ground roasted coffee, containing vegetable fats	94	94	407	407
21011291	Coffee preparation with a basis of extracts, essences or concentrate containing added sugar, won containing creamer	10 883 356	63 601 318	32 736 527	186 813 018
21011292	Coffee preparation with a basis of ground roasted coffee containing added sugar, whether or not containing creamer	450	5 864	1 350	28 101
21011299	Mixtures not in paste form with a basis of ground roasted coffee, containing vegetable fats	59 312	1 495 737	180 141	3 950 859
21012020	Tea extracts for the manufacture of tea preparations, in powder form	16 346	870 820	53 263	1 027 294
21012030	Preparations of tea consisting of a mixture of tea, milk powder and sugar	568	150 107	2 955	344 424
21012090	Extracts, essences&concentrates, of tea or mat@, not in powder form, not consisting of mixture of tea,milk powder&sugar	18 186	104 851	89 041	674 493
21013000	Roasted chicory and oth roasted coffee substitutes, and extracts, essences and concentrates thereof	5	70 631	155	36 341
21021000	Active yeasts	223	7 520	172	13 637
21022010	Inactive yeasts, of a kind used in animal feeding	220 000	340 000	120 000	189 000
21022090	Inactive yeasts, of a kind not used in animal feeding	13	3 185	24	19 307
21023000	Prepared baking powders	1 497	37 004	4 481	110 282
21031000	Soya sauce	1 064 201	7 221 668	1 496 929	10 292 089
21032000	Tomato ketchup and oth tomato sauces	29 579	366 493	32 624	378 248
21033000	Mustard flour and meal and prepared mustard	17 404	39 746	20 094	89 043
21039011	Chilli sauce	415 937	2 714 282	749 522	4 795 104
21039012	Fish sauce	-	1 110	-	8 040
21039013	Sauces other than Chilli sauce or Fish sauce	91 925	437 630	322 671	1 518 947
21039019	Preparations of sauces	2 088 090	15 585 322	8 910 200	64 191 519
21039021	Shrimp paste including belachan (blachan)	173 529	674 868	85 715	617 086
21039029	Mixed condiments and mixed seasonings other than shrimp paste	95 450	1 216 078	295 716	3 606 231
21041019	Soups and broths & preparation therefor containing meat, not suitable for infants or young children	2 656	3 447	1 043	2 155
21041099	Soups and broths & preparation therefor, not containing meat, not suitable for infants or young children	21 896	60 720	64 515	174 063
21042019	Homogenised composite food preparation, containing meat, not suitable for infants or young children	127 641	748 277	674 566	3 937 647
21042091	Homogenised composite food preparation, not containing meat, suitable for infants or young children	-	50	-	5
21042099	Homogenised composite food preparation, not containing meat, not suitable for infants or young children	-	110	-	14
21050000	Ice cream and other edible ice, whether or not containing cocoa	1 080 935	7 376 048	2 294 874	16 501 424
21061000	Protein concentrates and textured protein substances	-	35 306	-	178 083
21069011	Dried bean curd and dried bean curd stick	1 531	72 948	1 958	177 310
21069012	Fresh soybean curd (tofu)	-	30 434	-	103 378
21069019	Beancurd, other than dried bean curd,dried bean curd stick,fresh soybean curd (tofu)	56 268	231 637	389 846	1 413 616
21069020	Powdered alcohol	-	47 715	-	58 331
21069030	Non-dairy creamer	1 253 626	9 366 912	1 896 635	14 912 390
21069041	Autolysed yeast extracts in powder form	1 540	10 458	22 717	81 845
21069049	Autolysed yeast extracts not in powder form	10 514	534 220	32 558	888 343
21069053	Ginseng based products	3 780	43 889	5 641	93 730
21069054	Non-alcoholic preparations used as raw material for the manufacture of composite concentrates, other than ginseng	-	56 595	-	344 477

Tabel 3 : Ekspor Indonesia menurut Komoditi (Kode HS 8 digit)

Juni 2019

Kode H S	Uraian golongan barang	Berat bersih (Kg)		Nilai F.O.B. (U S \$)	
		Bulan ini	Kumulatif	Bulan ini	Kumulatif
(1)	(2)	(3)	(4)	(5)	(6)
21069055	Non-alcoholic, composite concentrates for simple dilution with water to make beverages, other than ginseng	2 729 972	14 129 061	6 116 772	34 701 066
21069059	Non-alcoholic preparations of a kind used for the making/for the manufacture of beverages oth than HS 21069053-21069055	294 899	1 627 545	556 738	3 765 947
21069064	Composite concentrate for simple dilution water to make beverage kind used for making alcoholic beverage, in liquid form	-	130 000	-	95 375
21069067	Alcoholic preparations, of a kind used for the manufacture of alcoholic beverages, not in liquid form	-	1 479	-	1 023
21069072	Food supplements based on other than ginseng	663 754	3 272 168	5 313 311	28 492 928
21069081	Food preparations for lactase deficient infants or young children	12 048	60 931	61 783	312 403
21069089	Food preparations not for lactase deficient infants or young children	4 070	161 540	15 066	619 692
21069091	Food preparation,mix of chemicals with foodstuffs/oth substances with nutritive value,of a kind used for food processing	67 621	500 941	243 287	1 653 773
21069092	Flavoured or coloured syrups	101 040	495 137	111 491	626 965
21069096	Medical foods n.e.c. in heading no. 2106	2 786	74 173	55 262	866 176
21069097	Tempeh	24 524	201 432	48 174	459 374
21069098	Flavouring preparations, nec in heading 21.06	150 371	661 051	872 508	2 978 476
21069099	Food preparations not elsewhere specified or included, nec in heading 21.06	7 421 898	60 364 550	11 021 744	88 662 483
22011010	Mineral waters	10 601 036	60 022 988	1 674 160	9 636 720
22011020	Aerated waters	12 060	60 142	2 307	17 311
22019090	Water, not containing added sugar/sweetening matter nor flavoured, other than mineral water & aerated water	131 632	2 192 171	84 166	972 462
22021010	Sparkling mineral waters or aerated waters, flavoured	1 035 242	6 946 449	694 989	4 529 510
22021090	Waters, containing added sugar or other sweetening matter or flavoured, other than sparkling mineral/aerated waters	3 549 769	25 023 937	2 877 328	19 647 982
22029100	Non-alcoholic beer	2 484	36 253	3 116	71 891
22029910	Flavoured UHT milk drinks	127 388	958 064	172 932	1 146 118
22029920	Soya milk drinks	36	1 375	33	659
22029940	Coffee based drinks or coffee flavoured drinks	35 275	344 729	47 142	299 248
22029950	Non-aerated beverages ready for immediate consumption without dilution, other than HS 2202.91.00-2202.99.40	2 435 942	20 071 893	1 300 777	10 925 383
22029990	Aerated beverages ready for immediate consumption without dilution, other than HS 2202.91.00-2202.99.40	1 037 507	2 838 189	2 676 394	7 015 648
22030011	Stout or porter of an alcoholic strength by volume not exceeding 5.8 % vol	-	240	-	274
22030019	Stout or porter of an alcoholic strength by volume exceeding 5.8 % vol	171 687	606 815	131 381	590 582
22030091	Beer made from malt, including ale of an alcoholic strength by volume not exceeding 5.8 % vol, other than stout/porter	27 720	133 227	8 501	53 450
22030099	Beer made from malt, including ale of an alcoholic strength by volume exceeding 5.8 % vol, other than stout/porter	785 226	4 620 783	564 454	3 405 123
22041000	Sparkling wine	440	5 333	8 311	47 603
22042111	Wine of an alcoholic strength by volume not exceeding 15 % vol, in container holding 2 l or less	-	52 286	-	400 553
22042122	Grape must with fermentation prevented/arrested by addition of alcohol strength by vol>15%, in container holding<=2 l	3	3	1	1
22042911	Wine of an alcoholic strength by volume not exceeding 15 % vol, in container holding > 10 l	-	1 579	-	4 152
22042914	Wine of an alcoholic strength by volume exceeding 23% vol, in container holding > 10 l	-	2 600	-	12 269
22051010	Vermouth and other aromatic wine, of an alcoholic strength by vol<=15%, in container holding<=2 l	-	9	-	37
22060010	Cider or perry	-	20 454	-	21 237

Tabel 3 : Ekspor Indonesia menurut Komoditi (Kode HS 8 digit)

Juni 2019

Kode H S	Uraian golongan barang	Berat bersih (Kg)		Nilai F.O.B. (U S \$)	
		Bulan ini	Kumulatif	Bulan ini	Kumulatif
(1)	(2)	(3)	(4)	(5)	(6)
22060091	Rice wine (including medicated rice wine), nec in heading 22.03 or 22.06	-	30	-	189
22060099	Fermented beverages nec in heading no. 22.03-22.06	117	4 529	337	5 300
22071000	Undenatured ethyl alcohol of an alcoholic strength by volume of 80 % vol or higher	2 016 918	17 272 707	1 911 886	16 140 340
22072090	Ethyl alcohol&other spirits, denatured, of any strength, other than denatured ethyl alcohol including methylated spirits	8 000	115 772	11 221	163 998
22082090	Spirits obtained by distilling grape wine or grape marc, other than brandy	60 720	60 720	178 517	178 517
22083000	Whiskies	10	6 203	374	498 599
22085000	Gin and Geneva	13	24	322	536
22086000	Vodka	30	16 502	609	191 119
22087010	Liqueurs and cordials of an alcoholic strength by volume not exceeding 57 % vol	-	391	-	1 996
22089099	Spirituous beverages of an alcoholic strength by volume exceeding 1.14 % vol, other than HS 2208.20.50-2208.90.80	-	6	-	101
22090000	Vinegar and substitutes for vinegar obtained from acetic acid	5 530	115 970	102 123	152 994
23011000	Flours, meals and pellets, of meat or meat offal, greaves	1 172	63 110	2 191	32 130
23012010	Flours, meals & pellets, of fish, with a protein content < 60% by weight	58 500	459 500	44 288	356 873
23012020	Flours, meals & pellets, of fish, with a protein content > 60% by weight	1 560 000	3 848 900	1 671 817	5 979 184
23012090	Flours, meals & pellets, of crustaceans/molluscs/oth aquatic invertebrates	136 000	1 147 016	67 754	591 881
23021000	Bran, sharps and other residues, of maize (corn)	777 060	3 771 081	130 790	651 672
23023010	Bran and pollard of wheat	20 899 790	149 031 977	3 810 411	28 306 582
23023090	Sharps and other residues, of wheat, other than bran and pollard	6 600 000	44 350 081	1 254 000	8 290 613
23024010	Bran,sharps &oth residues, whether or not in the form of pellets, derived from the sifting, milling/oth working, of rice	-	132 102	-	46 693
23024090	Bran,sharps&oth residu,whether/not in the form of pellet,derived from the sifting,milling/oth working,of cereal,oth rice	71 577	290 866	26 636	76 921
23025000	Bran,sharps & oth residues, whether or not in the form of pellets, of leguminous plants	-	102 500	-	22 038
23031010	Residues of starch manufacture and similar residues of manioc (cassava) or sago	203	340 619	142	55 668
23031090	Residues of starch manufacture and similar residues other than manioc (cassava) or sago	1 460 000	5 376 500	463 766	1 967 493
23032000	Beetpulp, bagasse and oth waste of sugar manufacture	293 260	3 097 165	67 556	714 342
23040010	Defatted soya-bean flour	12 775	12 793	6 835	7 042
23040090	Oil-cake and other solid residues, resulting from the extraction of soya-bean oil, other than defatted soya-bean flour	401	401	54	54
23050000	Oil-cake & oth solid residues, won ground or in the form of pellets, resulting from the extraction of ground-nut oil	-	1 360	-	2 963
23061000	Oil-cake & oth solid residues, w.o.n ground or in the form of pellets, resulting from the extraction of cotton seeds	48 000	688 000	15 280	203 970
23063000	Oil-cake & oth solid residues, w.o.n ground or in the form of pellets, resulting from the extraction of sunflower seeds	27	617	20	1 433
23064920	Oil-cake and other solid residues, of colza seeds oth low erucic acid	60 000	540 000	14 670	132 230
23065000	Oil-cake & oth solid residues, w.o.n ground or in the form of pellets, resulting from the extraction of coconut or copra	19 879 485	129 161 180	3 358 190	21 075 147
23066010	Oil-cake and other solid residues, of palm nuts or kernels, ground or in the form of pellets	185 899 702	1 348 879 987	17 160 762	130 312 421
23066090	Oil-cake and other solid residues, of palm nuts or kernels, other than ground or in the form of pellets	179 814 318	1 113 040 915	19 499 639	128 290 331

Tabel 3 : Ekspor Indonesia menurut Komoditi (Kode HS 8 digit)

Juni 2019

Kode H S	Uraian golongan barang	Berat bersih (Kg)		Nilai F.O.B. (U S \$)	
		Bulan ini	Kumulatif	Bulan ini	Kumulatif
(1)	(2)	(3)	(4)	(5)	(6)
23069010	Oil-cake & oth solid residues, w.o.n ground or in the form of pellets, resulting from the extraction of maize(corn) germ	624 104	4 492 732	82 368	632 128
23069090	Oil-cake&other solid residu,w.o.n ground/in pellet form, from extraction of vegetable fat/oil, o.t 2306.10.00-2306.90.10	3 915 220	28 307 234	935 685	7 868 540
23080000	Vegetable materials&waste,vegetable residues, whether or not in pellets form, used in animal feeding, not else specified	1 859 745	12 215 809	995 323	6 544 717
23091010	Dog or cat food, put up for retail sale, containing meat	150 400	150 828	171 452	172 822
23091090	Dog or cat food, put up for retail sale, not containing meat	1	953	5	1 552
23099011	Complete feed of a kind suitable for poultry	314 304	3 848 429	280 437	4 173 148
23099012	Complete feed of a kind suitable for swine	2 679 996	18 218 386	1 841 909	9 305 196
23099013	Complete feed of a kind suitable for prawns	-	12 000	-	2 400
23099019	Complete feed of a kind suitable for animal other than poultry,swine,prawns,primates	13 440	354 958	11 914	253 945
23099020	Premixes, feed supplements or feed additives	738 000	4 348 160	237 723	1 565 357
23099090	Preparations of a kind used in animal feeding, other than HS 2309.10.10-2309.90.20	589 109	3 503 718	555 076	3 238 538
24011010	Tobacco, not stemmed/stripped, virginia type, flue-cured	-	56 430	-	198 634
24011020	Tobacco, not stemmed/stripped, virginia type, other than flue-cured	-	851	-	11 431
24011050	Tobacco, not stemmed/stripped, flue-cured, other than virginia and burley type	-	282 944	-	936 191
24011090	Tobacco, not stemmed/stripped, other than flue-cured, virginia and burley type	727 288	4 189 123	5 937 547	30 023 973
24012010	Tobacco, partly or wholly stemmed/stripped, virginia type, flue-cured	415 800	4 289 116	2 662 704	26 319 534
24012030	Tobacco, partly or wholly stemmed/stripped, oriental type	-	286 130	-	765 369
24012040	Tobacco, partly or wholly stemmed/stripped, burley type	-	111 080	-	512 942
24012050	Tobacco, partly or wholly stemmed/stripped, flue-cured, other than virginia,oriental and burley type	617 731	2 996 134	3 636 564	12 727 042
24012090	Tobacco, partly or wholly stemmed/stripped, other than flue-cured, virginia, oriental and burley type	1 054 141	6 439 845	4 986 574	42 712 304
24013010	Tobacco stems	1	132 121	1	74 901
24013090	Tobacco refuse, other than tobacco stems	24 365	512 414	41 980	988 103
24021000	Cigars, cheroots and cigarillos, containing tobacco	176 245	1 665 675	4 334 419	37 246 293
24022010	Cigarettes containing tobacco, beedies	-	4 682	-	30 559
24022020	Cigarettes containing tobacco, clove cigarettes	482 287	4 093 609	4 668 830	41 787 440
24022090	Cigarettes containing tobacco, other than beedies and clove cigarettes	5 294 843	37 402 402	47 119 946	343 182 478
24029010	Cigars, cheroots and cigarillos of tobacco substitutes	-	43 795	-	177 756
24029020	Cigarettes of tobacco substitutes	109 289	1 625 337	112 250	2 191 601
24031100	Water pipe tobacco specified in Subheading Note 1 to this Chapter	302	5 108	3 868	129 401
24031911	Ang Hoon, packed for retail sale	-	150	-	5 842
24031919	Smoking tobacco,w.o.n containing tobacco substitutes, packed for retail sale, other than Ang Hoon and water pipe tobacco	18 413	207 437	299 018	3 027 379
24031920	Manufactured tobacco for the manufacture of cigarettes,other than water pipe tobacco and Ang Hoon	263 391	2 335 023	2 122 044	14 763 728
24031991	Ang Hoon, packed not for retail sale	-	4 020	-	29 269
24031999	Smoking tobacco,w.o.n containing tobacco substitutes,packed not for retail sale,other than Ang Hoon & water pipe tobacco	109 822	545 909	1 533 280	7 928 817
24039110	Homogenised" or reconstituted tobacco, packed for retail sale	-	1	-	70
24039190	Homogenised" or reconstituted tobacco, packed not for retail sale	22 190	352 368	331 979	1 938 829
24039910	Tobacco extracts and essences	-	816	-	36 600
24039950	Chewing and sucking tobacco	-	6 960	-	10 138
24039990	Manufactured tobacco and manufactured tobacco substitutes, other than HS 2403.11.00 - 2403.99.50	121 019	1 028 073	1 393 581	23 886 156

Tabel 3 : Ekspor Indonesia menurut Komoditi (Kode HS 8 digit)

Juni 2019

Kode H S	Uraian golongan barang	Berat bersih (Kg)		Nilai F.O.B. (U S \$)	
		Bulan ini	Kumulatif	Bulan ini	Kumulatif
(1)	(2)	(3)	(4)	(5)	(6)
25010010	Table salt	35 614	85 250	3 017	19 051
25010020	Unprocessed rock salt	24 850	86 475	746	3 591
25010050	Sea water	-	1 877	-	1 735
25010091	Salt with NaCl content >60% but <97%,calculated on dry basis,fortified with iodine	-	87	-	6
25010099	Salt&pure NaCl,w.o.n in aqueous solution/containing added anti-caking/free-flowing agent,o.t HS 2501.00.10-2501.00.92	1	16	62	226
25030000	Sulphur of all kinds, other than sublimed sulphur, precipitated sulphur and colloidal sulphur	-	193 800	-	50 272
25059000	Natural sands,whether or not coloured,other than metal-bearing sands of Chapter 26,other than Silica sands&quartz sands	-	16 000	-	444
25070000	Kaolin and other kaolinic clays, whether or not calcined	2 064 700	37 494 905	217 308	3 226 649
25111000	Natural barium sulphate (barytes)	-	1 050 000	-	211 456
25131000	Pumice stone	5 884 550	47 339 468	398 644	3 179 403
25132000	Emery, natural corundum, natural garnet and other natural abrasives	-	168 000	-	4 964
25140000	Slate, whether or not roughly trimmed or merely cut, by sawing or otherwise, into blocks or slabs of a rectangular shape	-	468 680	-	59 366
25151210	Marble & travertine,Merely cut,by sawing/otherwise,into blocks a rectangular (including square)	2 314 259	18 665 899	337 676	2 779 355
25151220	Marble & travertine,Merely cut,by sawing/otherwise,into slabs a rectangular (including square)	-	43 547	-	23 826
25162010	Sandstone, crude or roughly trimmed	-	90 111	-	132 734
25162020	Sandstone, merely cut, by sawing or otherwise, into blocks or slabs of a rectangular (including square) shape	-	170	-	322
25169000	Porphyry, basalt and other monumental or building stone, other than HS 2516.11.00-2516.20.20	-	153 087	-	27 973
25171000	Pebbles,gravel,broken/crushed stone,used for concrete aggregates,for road metalling/railway/other ballast, shingle&flint	712 818 300	4 209 474 137	4 327 412	24 348 053
25173000	Tarred macadam	-	23 090	-	4 865
25174900	Granules, chippings and powder, of stones of heading 2515 or 2516, whether or not heat-treated, other than marble	158 281	2 024 021	24 769	340 435
25181000	Dolomite,not calcined/sintered,incl roughly trimmed/merely cut,by sawing/otherwise,into blocks/slabs of a rect. shape	-	90 000	-	9 953
25182000	Calcined or sintered dolomite, incl roughly trimmed/merely cut, by sawing/otherwise, into blocks/slabs of a rect. shape	-	20 000	-	4 100
25202090	Plasters, not of a kind suitable for use in dentistry	38 000	361 151	3 110	52 354
25221000	Quicklime	680 000	1 360 000	51 000	102 000
25222000	Slaked lime	440 000	17 600 000	39 600	1 635 922
25223000	Hydraulic lime	-	27 000	-	40 500
25231010	Cement clinkers, of a kind used in the manufacture of white cement	179 039 623	813 368 160	6 607 882	30 775 102
25231090	Cement clinkers, not of a kind used in the manufacture of white cement	202 434 775	2 218 228 592	7 477 751	81 999 749
25232100	Portland cement, white cement, whether or not artificially coloured	2 595 890	20 739 274	295 211	2 288 343
25232910	Portland cement, coloured cement	-	127 811 662	-	5 866 435
25232990	Portland cement, other than white cement and coloured cement	30 078 881	353 442 352	1 450 543	16 761 780
25239000	Slag cement, supersulphate cement and similar hydraulic cements, whether or not coloured or in the form of clinkers	2 749 386	93 601 821	167 764	4 644 155
25251000	Crude mica and mica rifted into sheets or splittings	-	8	-	137
25262010	Natural steatite, talc powder	-	13 929	-	16 703
25262090	Natural steatite, crushed	-	2 401	-	1 782
25291010	Potash feldspar, soda feldspar	-	2 000	-	234
25293000	Leucite,nepheline & nepheline syenite	-	250	-	203
25301000	Vermiculite, perlite & chlorites, unexpanded	20 000	20 200	3 570	3 610
25302010	Kieserite	-	50 000	-	4 186

Tabel 3 : Ekspor Indonesia menurut Komoditi (Kode HS 8 digit)

Juni 2019

Kode H S	Uraian golongan barang	Berat bersih (Kg)		Nilai F.O.B. (U S \$)	
		Bulan ini	Kumulatif	Bulan ini	Kumulatif
(1)	(2)	(3)	(4)	(5)	(6)
25309010	Micronized zircon s& (zirconium silicate) of a kind used as an opacifier	190 000	2 231 000	322 651	3 743 553
25309090	Mineral substances other than HS 2530.10.00-2530.90.10	7 963 251	72 318 043	327 146	1 549 791
26011190	Iron ores & concentrates, other than roasted iron pyrites, non-agglomerated, non haematite & concentrates	241 150 000	660 282 574	2 544 133	7 309 335
26011290	Iron ores & concentrates, other than roasted iron pyrites, agglomerated, non haematite & concentrates	54 530 000	281 677 100	2 999 150	14 356 797
26020000	Manganese ores&concentrates, incl ferruginous manganese ores & concentrates, manganese content >= 20% on dry weight	-	137 500	-	66 825
26030000	Copper ores & concentrates	-	309 291 808	-	544 104 953
26040000	Nickel ores & concentrates	1 584 648 860	12 349 446 860	47 363 704	382 534 419
26060000	Aluminium ores & concentrates	905 693 366	6 975 143 202	28 825 548	212 609 054
26070000	Lead ores & concentrates	1 142 010	7 528 110	1 827 861	11 115 571
26080000	Zinc ores & concentrates	3 368 840	23 729 100	2 324 991	16 073 458
26151000	Zirconium ores & concentrates	4 349 700	35 707 725	6 233 774	50 398 184
26180000	Granulated slag (slag sand) from the manufacture of iron or steel	352 564	88 833 885	211 538	4 550 669
26190000	Slag, dross (other than granulated slag), scalings & other waste from the manufacture of iron or steel	27 199 673	75 026 273	1 362 320	2 482 086
26201100	Slag, ash & residues containing mainly zinc, hard zinc spelter	132 994	893 773	297 969	2 050 923
26201900	Slag, ash & residues containing mainly zinc, other than hard zinc spelter	1 059 298	9 819 753	288 080	3 872 243
26202100	Slag, ash & residues containing mainly leaded gasoline sludges & leaded anti-knock compound sludges	-	218	-	166
26203000	Slag, ash & residues containing mainly copper	-	1	-	163
26204000	Slag, ash & residues containing mainly aluminium	20 000	900 947	500	685 787
26209100	Slag, ash & residues containing antimony, beryllium, cadmium, chromium or their mixtures	1 000	16 000	1 000	11 500
26209990	Slag, ash & residues other than 2620.11.00-2620.99.10	-	17 329	-	8 738
26211000	Ash & residues from the incineration of municipal waste	-	131 000	-	28 970
26219000	Slag and ash n.e.c. in chapter 26, including seaweed ash (kelp), other than from the incineration of municipal waste	41 500	1 712 050	7 970	384 374
27011100	Anthracite coal, whether or not pulverised, but not agglomerated	109 160 000	950 045 000	9 047 986	86 494 155
27011210	Bituminous coal, coking coal, whether or not pulverised, but not agglomerated	2 071 806 671	10 958 345 912	177 922 337	962 073 974
27011290	Bituminous coal, whether or not pulverised, but not agglomerated, other than coking coal	3 381 411 000	22 080 004 494	235 957 698	1 609 608 847
27011900	Coal, whether or not pulverised, but not agglomerated, other than anthracite and bituminous	22 110 205 147	149 616 174 301	1 064 419 697	7 052 806 702
27012000	Briquettes, ovoids & similar solid fuels manufactured from coal	12 023	36 023	2 945	8 825
27021000	Lignite, whether or not pulverised, but not agglomerated	5 998 595 439	45 954 844 704	218 718 025	1 514 986 848
27022000	Agglomerated lignite	-	2 721	-	67
27040010	Coke & semicoke of coal	20 157 180	108 126 762	6 051 869	26 131 733
27050000	Coal gas, water gas, producer gas & similar gases, other than petroleum gases & other gaseous hydrocarbons.	-	21	-	100
27071000	Benzol (benzene)	-	11 503 878	-	4 543 570
27074000	Naphthalene	-	507 420	-	294 450
27075000	Aromatic hydrocarbon mix of vol?65%(incl losses) distills at 250°C by ISO 3405 method, o.t benzol, toluol, xylyl, naphthalene	-	32 492 380	-	19 688 963
27079910	Carbon black feedstock	3 009 407	3 009 407	1 123 051	1 123 051
27079990	Oils and other products of the distillation of high temperature coal tar other than creosote oils&carbon black feedstock	28 299 018	305 425 003	15 047 320	99 498 652
27090010	Crude petroleum oils	237 364 237	1 684 709 360	127 072 029	809 167 830
27090020	Condensates	31 843 200	51 320 703	16 676 054	29 302 874
27101229	Motor spirit, unleaded, of below RON 90, blended other than ethanol	-	476 160	-	310 604

Tabel 3 : Ekspor Indonesia menurut Komoditi (Kode HS 8 digit)

Juni 2019

Kode H S	Uraian golongan barang	Berat bersih (Kg)		Nilai F.O.B. (U S \$)	
		Bulan ini	Kumulatif	Bulan ini	Kumulatif
(1)	(2)	(3)	(4)	(5)	(6)
27101231	Aviation spirit, of a kind used in aviation piston-engines, 100 octane & above	-	2 548	-	4 251
27101250	White spirit	-	344	-	888
27101260	Low aromatic solvents containing by weight less than 1 % aromatic content	-	200	-	106
27101280	Naphtha, reformates & other preparations of a kind used for blending into motor spirits	-	57 960 970	-	38 323 033
27101292	Petroleum spirit, having a flashpoint of less than 23 °C	1 228	3 838	300	4 508
27101299	Petroleum spirit, having a flashpoint of more than 23 °C	-	31 458	-	31 141
27101941	Lubricating oil feedstock	23 003 471	153 863 926	20 261 548	128 226 328
27101942	Lubricating oils for aircraft engines	-	435	-	1 170
27101943	Lubricating oils other than feedstock and for aircraft engines	1 344 677	36 705 485	2 187 275	38 423 850
27101944	Lubricating greases	340	30 915	647	77 806
27101950	Hydraulic brake fluid	5 401	40 071	3 625	24 099
27101960	Transformer and circuit breakers oils	-	13 641	-	14 042
27101971	Automotive diesel fuel	-	107 133 764	-	65 648 917
27101972	Diesel fuel other than automotive diesel fuel	134 023 283	139 690 693	88 963 586	92 145 586
27101981	Aviation turbine fuel (jet fuel) having a flash point of 23 °C or more	96 040	720 692	67 914	496 933
27101989	Medium oils and preparations, nec in heading 2710.12-2710.19	-	320	-	1 566
27101990	Petroleum oils, by weight?70%of petroleum oils of bituminous minerals (o.t crude)&preparations nes/incl, nec 2710.12-19	1 054 376	7 525 792	631 991	4 570 982
27102000	Petroleum oils&oils obtained from bituminous minerals(oth crude), contain biodiesel, other than waste oils	-	3 105	-	1 423
27109900	Waste oils,contain oth polychlorinated biphenyls, polychlorinated terphenyls (PCTs)/polybrominated biphenyls (PBBs)	630 004	5 500 545	221 052	1 988 955
27111100	Liquefied,natural gas	1 061 617 311	6 097 637 805	422 679 996	2 700 152 066
27111490	Liquefied propylene, butylene & butadiene	-	9 176 968	-	7 226 333
27111900	Petroleum gases&oth gaseous hydrocarbons,liquefied,oth natural gas,propane,butanes,ethylene,propylene,butylene,butadiene	33 900	218 000	23 282	150 781
27112190	In gaseous state,natural gas, other than of a kind used as a motor fuel	46 998 000	3 793 639 848	25 252 249	1 916 408 369
27112900	Petroleum gases and other gaseous hydrocarbons, in gaseous state, other than natural gas	2	139	4	114
27121000	Petroleum jelly	-	150 420	-	198 770
27122000	Paraffin wax containing by weight less than 0.75 % of oil	-	5 660	-	11 809
27129010	Paraffin wax containing by weight more than 0.75 % of oil	65 042	1 080 231	64 179	851 073
27129090	Microcrystalline petroleum wax, slack wax, ozokerite, lignite wax, peat wax, other mineral waxes	2 225 668	7 522 832	1 532 818	5 082 918
27131100	Petroleum coke ,not calcined	20 909 917	75 620 563	3 701 452	16 183 016
27131200	Petroleum coke ,calcined	5 805 500	22 792 270	2 384 145	8 909 778
27132000	Petroleum bitumen	85 250	119 350	37 510	52 514
27139000	Residues of petroleum oils or of oils obtained from bituminous minerals, other than petroleum coke and petroleum bitumen	83 287 546	585 082 313	34 392 240	246 282 810
27141000	Bituminous or oil shale & tar sands	18 620	55 860	6 566	20 482
27149000	Bitumen & asphalt, natural, asphaltites & asphaltic rocks	-	3 171 076	-	554 307
27150010	Polyurethane tar coatings	17 220	17 283	14 972	20 480
27150090	Bituminous mixtures other than polyurethane tar coatings	-	24 006	-	25 356
28011000	Chlorine	-	850	-	813
28012000	Iodine	3 000	15 000	83 589	398 608
28020000	Sulphur, sublimed or precipitated, colloidal sulphur	5	9 570 057	8	4 394 088
28030020	Acetylene black	11	8 011	108	23 540
28030041	Carbon blacks of a kind used for rubber processing, other than acetylene black	610 000	6 894 505	734 567	9 217 094
28030090	Carbon (carbon blacks & other forms of carbon), other than acetylene black and carbon blacks	15 810	24 932	7 853	36 225

Tabel 3 : Ekspor Indonesia menurut Komoditi (Kode HS 8 digit)

Juni 2019

Kode H S	Uraian golongan barang	Berat bersih (Kg)		Nilai F.O.B. (U S \$)	
		Bulan ini	Kumulatif	Bulan ini	Kumulatif
(1)	(2)	(3)	(4)	(5)	(6)
28042100	Rare gases, argon	257 252	1 218 492	67 001	385 477
28042900	Rare gases other than argon	75 358	306 495	78 041	795 092
28043000	Nitrogen	6 120	45 513	591	15 100
28044000	Oxygen	35 220	148 195	4 805	19 900
28046100	Silicon containing by weight not less than 99.99 % of silicon	5	55	65	438
28046900	Silicon containing by weight less than 99.99 % of silicon	20 050	20 050	26 839	26 839
28051200	Alkali or alkalineearth metals, calcium	-	50	-	3
28051900	Alkali or alkaline-earth metals, other than sodium and calcium	-	7	-	4 553
28054000	Mercury	-	7 160	-	64
28080000	Nitric acid, sulphonitric acids	-	960	-	816
28111200	Hydrogen cyanide (hydrocyanic acid)	-	630	-	819
28111920	Aminosulphonic acid (sulphamic acid)	1 588 388	9 150 964	986 322	5 646 317
28112100	Carbon dioxide	6 300	21 933	1 408	5 359
28112210	Silicon dioxide, in powder form	432 398	2 516 126	877 355	4 596 714
28112290	Silicon dioxide, other than powder form	845 080	4 319 203	1 227 098	5 832 132
28129000	Halides and halide oxides of non-metals other than chloride & chloride oxides	-	3 000	-	24 000
28131000	Carbon disulphide	425 430	2 134 710	213 218	1 082 440
28141000	Anhydrous ammonia	150 449 500	858 867 490	34 507 000	218 712 363
28142000	Ammonia in aqueous solution	8 000	16 000	11 553	23 108
28151100	Sodium hydroxide (caustic soda), Solid	518 000	2 817 311	235 125	1 387 695
28151200	Sodium hydroxide (caustic soda), In aqueous solution (soda lye or liquid soda)	8 425 574	115 628 369	1 872 422	23 112 546
28152000	Potassium hydroxide (caustic potash)	60	144	120	1 676
28161000	Hydroxide & peroxide of magnesium	-	2	-	5
28170010	Zinc oxide	737 700	4 220 500	2 007 726	11 465 903
28181000	Artificial corundum, whether or not chemically defined	600	1 500	1 343	3 347
28182000	Aluminium oxide, other than artificial corundum	104 967 771	515 458 859	39 480 512	207 079 634
28183000	Aluminium hydroxide	2 861 000	10 597 275	744 663	3 075 176
28211000	Iron oxides & hydroxides	80 389	474 808	17 689	104 938
28212000	Earth colours containing 70 % or more by weight of combined iron evaluated as Fe2O3	-	200	-	282
28230000	Titanium oxides	-	2 403 000	-	1 528 470
28252000	Lithium oxide & hydroxide	1 000	6 992	15 671	126 659
28255000	Copper oxides & hydroxides	-	44 515	-	54 912
28256000	Germanium oxides & zirconium dioxide	-	12	-	887
28257000	Molybdenum oxides & hydroxides	98 500	134 770	40 241	60 177
28259000	Inorganic bases, metal oxides, hydroxides and peroxides, other than HS 2825.10-2825.80	20 347	20 347	204 691	204 691
28261200	Fluorides of aluminium	160 000	2 459 290	188 500	2 808 750
28261900	Fluorides, other than of aluminium	8 925	35 130	3 168	12 219
28263000	Sodium hexafluoroaluminate (synthetic cryolite)	-	34	-	3
28271000	Ammonium chloride	1 814	5 260	5 605	15 554
28272010	Calcium chloride, containing 73 % - 80 % by weight	74	1 042	508	6 426
28272090	Calcium chloride, containing < 73 % and > 80 % by weight	38 069	485 994	103 949	1 164 019
28273100	Chlorides other than ammonium chloride and calcium chloride, of magnesium	-	2 365	-	1 698
28273200	Chlorides other than ammonium chloride and calcium chloride, of aluminium	221 400	2 286 680	100 171	1 021 574
28273910	Chlorides other than ammonium chloride and calcium chloride, of barium or of cobalt	-	2	-	38
28273920	Chlorides other than ammonium chloride and calcium chloride, of iron	489	2 778	812	17 222
28273990	Chlorides other than ammonium chloride and calcium chloride, of o.t magnesium, aluminium, nickel,barium/cobalt,iron,zinc	9 600	38 400	51 766	213 904
28274100	Chloride oxides & chloride hydroxides, of copper	-	63	-	1 375
28274900	Chloride oxides & chloride hydroxides, other than of copper	-	21 000	-	21 160
28275100	Bromides of sodium or of potassium	3 000	475 150	4 852	739 612
28275900	Bromides and bromide oxides, other than bromides of sodium or of potassium	256 360	426 360	591 464	854 964
28281000	Commercial calcium hypochlorite & other calcium hypochlorites	-	26	-	20

Tabel 3 : Ekspor Indonesia menurut Komoditi (Kode HS 8 digit)

Juni 2019

Kode H S	Uraian golongan barang	Berat bersih (Kg)		Nilai F.O.B. (U S \$)	
		Bulan ini	Kumulatif	Bulan ini	Kumulatif
(1)	(2)	(3)	(4)	(5)	(6)
28289010	Sodium hypochlorite	-	4 010	-	2 298
28299090	Perchlorates other than sodium, bromates & perbromates, iodates & periodates	12 000	77 560	9 480	67 185
28311000	Dithionites & sulfoxylates of sodium	-	4 183	-	34 510
28321000	Sodium sulphites	500	23 400	255	11 136
28331100	Disodium sulphate	6 526 000	36 155 203	300 750	2 527 733
28331900	Sodium sulphates, other than disodium sulphate	-	6	-	1
28332210	Sulphates of aluminium, commercial grade	60 000	460 000	15 000	113 875
28332290	Sulphates of aluminium, non commercial grade	2 730 350	16 359 100	491 841	3 079 847
28332700	Sulphates of barium	-	9 000	-	4 320
28332930	Sulphates of chromium	-	50	-	3 544
28333000	Alums	-	40 000	-	9 200
28341000	Nitrites	-	25	-	34
28342100	Nitrates of potassium	90 000	98 000	50 296	63 231
28351000	Phosphinates (hypophosphites) & phosphonates (phosphites)	-	3 917	-	26 893
28352200	Phosphates of mono- or disodium	-	0	-	2
28352400	Phosphates of potassium	50	3 710	198	10 351
28352590	Calcium hydrogenorthophosphate (dicalciumphosphate), non feed grade	0	28 876	1	30 947
28352600	Phosphates of calcium other than calcium hydrogenorthophosphate	25	75 150	48	9 386
28352990	Phosphates other than of mono- or disodium, potassium, calcium, trisodium	-	80	-	457
28353100	Sodium triphosphate (sodium tripolyphosphate)	-	130 150	-	157 795
28353990	Polyphosphates other than sodium triphosphate, tetrasodium pyrophosphate	-	8 000	-	40 320
28362000	Disodium carbonate	879 330	5 978 535	354 406	2 387 540
28363000	Sodium hydrogencarbonate (sodium bicarbonate)	-	18 711	-	11 601
28365010	Calcium carbonate, food or pharmaceutical grade	-	718 000	-	308 819
28365090	Calcium carbonate, non food or pharmaceutical grade	503 000	4 493 537	223 337	1 424 702
28369910	Commercial ammonium carbonate	-	37 500	-	79 853
28371900	Cyanides and cyanide oxides, other than of sodium	-	3	-	2
28391100	Sodium metasilicates	8 000	8 000	9 692	9 692
28391910	Sodium silicates	2 283 303	8 915 675	589 615	2 368 487
28399000	Silicates; commercial alkali metal silicates, other than of sodium	44 040	89 124	23 492	55 848
28402000	Borates other than disodium tetraborate (refined borax)	-	175 500	-	173 687
28417000	Molybdates	-	11	-	2 805
28421000	Double/complex silicates, includ aluminosilicates whether or not chemical defined	29 955	105 040	1 747	5 797
28432900	Silver compounds other than silver nitrates	-	13	-	67 347
28433000	Gold compounds	90	490	2 427 570	14 730 179
28439000	Compounds other than silver and gold; amalgams of precious metals	-	100	-	223 214
28441090	Alloys, dispersions (incl cermets), ceramic products & mixtures containing natural uranium/natural uranium compounds	-	53	-	97
28444010	Radioactive elements & isotopes & compounds o.t those of subheading 2844.10, 2844.20 or 2844.30; radioactive residues	1	950	0	43 003
28444090	Alloys, dispersions (including cermets), ceramic products & mixtures containing these elements, isotopes or compounds	-	477	-	138 054
28470010	Hydrogen peroxide, whether or not solidified with urea, in liquid form	393 000	3 953 860	162 960	1 534 008
28470090	Hydrogen peroxide, whether or not solidified with urea, other than liquid form	1 268 525	8 636 495	552 073	3 823 429
28491000	Carbides of calcium, whether or not chemically defined	162 000	1 404 000	127 186	1 068 514
28492000	Carbides of silicon, whether or not chemically defined	-	908	-	760
28500000	Hydrides, nitrides, azides, silicides & borides, w.o.n chemically defined, oth compounds which are also carbides of HS 28.49	-	253	-	630
28539010	Demineralized waters	700	700	199	199
28539090	Phosphide, ex ferrophosphorus; oth inorganic; liquid; compres; amalgam-air, oth amalgam precious metal, nec HS 28531000-28539090	499	2 022	100	1 689

Tabel 3 : Ekspor Indonesia menurut Komoditi (Kode HS 8 digit)

Juni 2019

Kode H S	Uraian golongan barang	Berat bersih (Kg)		Nilai F.O.B. (U S \$)	
		Bulan ini	Kumulatif	Bulan ini	Kumulatif
(1)	(2)	(3)	(4)	(5)	(6)
29011000	Acyclic hydrocarbons, saturated	-	29	-	89
29012100	Ethylene, unsaturated	-	45 604 327	-	44 057 088
29012200	Propene (propylene), unsaturated	-	280	-	1 400
29012300	Butene (butylene) & isomers thereof, unsaturated	7 562 095	80 712 413	4 287 961	45 923 879
29012400	Buta-1,3-diene & isoprene, unsaturated	-	19 805 426	-	20 244 989
29012910	Acetylene, unsaturated	3 600	26 341	1 146	9 700
29012990	Acyclic hydrocarbons, unsaturated, other than HS 2901.21.00-2901.29.20	5	122	22	13 073
29021900	Cyclanes, cyclenes & cycloaterpenes, other than cyclohexane	1 143	481 531	3 493	2 672 237
29022000	Benzene	-	17 655 454	-	10 055 689
29024300	p-Xylene	30 027 545	236 291 942	24 647 982	240 090 295
29025000	Styrene	8 814 687	78 748 533	9 089 697	79 570 050
29029020	Alkylbenzenes other than Dodecylbenzene	-	50	-	540
29029090	Cyclic hydrocarbons, other than HS 2902.11.00-2902.90.20	35 340	72 959	61 729	149 663
29031110	Chloromethane (methyl chloride)	-	6 500	-	6 175
29031500	Ethylene dichloride (ISO) (1,2-dichloroethane)	14 999 234	145 558 831	4 953 110	56 344 434
29032100	Vinyl chloride (chloroethylene)	14 806 531	76 266 832	9 756 686	50 220 775
29033910	Bromomethane (methyl bromide)	-	7 713	-	6 865
29033990	Fluorinated, brominated or iodinated derivatives of acyclic hydrocarbons, other than hs 2903.31.00-2903.39.10	300	1 031	3 000	11 850
29039900	Cyclic hydrocarbons, other than HS 2903.91.00-2903.94.00	-	2 000	-	13 800
29041000	Derivatives containing only sulpho groups, their salts & ethyl esters	5	509	4	4 834
29049900	Sulphonated, nitrated or nitrosated derivatives of hydrocarbons, other than 2904.10.00-2904.91.00	-	2 995	-	2 514
29051100	Methanol (methyl alcohol)	59 699 935	197 063 718	13 446 223	45 242 644
29051200	Propan-1-ol (propyl alcohol) & propan-2-ol (isopropyl alcohol)	480	13 488	1 551	5 411
29051300	Butan-1-ol (n-butyl alcohol)	-	1	-	6
29051400	Butanols, other than Butan-1-ol	951 047	6 489 923	581 300	4 388 935
29051600	Octanol (octyl alcohol) & isomers thereof	8 962 984	55 001 151	8 680 320	58 016 194
29051700	Dodecan-1-ol (lauryl alcohol), hexadecan-1-ol (cetyl alcohol) & octadecan-1-ol (stearyl alcohol)	4 848 471	19 237 836	5 910 036	23 600 506
29051900	Saturated monohydric alcohols, other than 2905.11-2905.17	1 242 496	3 693 152	3 196 964	8 761 414
29052200	Acyclic terpene alcohols	-	591	-	134 587
29052900	Unsaturated monohydric alcohols other than acyclic terpene alcohols	4 096	12 298	5 476	38 137
29053100	Ethylene glycol (ethanediol)	470 120	11 994 950	291 651	7 499 461
29053200	Propylene glycol (propane-1,2diol)	18 036	100 016	4 559	22 837
29053900	Diols other than ethylene glycol (ethanediol) & propylene glycol (propane 1, 2 diol)	-	57 492	-	309 020
29054200	Pentaerythritol	-	1 000	-	3 010
29054400	Dglucitol (sorbitol)	3 794 498	29 513 050	2 532 195	19 719 647
29054500	Glycerol	36 566 563	216 902 679	17 468 926	116 577 605
29061100	Menthol	105	339	3 472	10 546
29061300	Sterols & inositols	-	50	-	2 184
29061900	Cyclanic,cyclenic/cycloaterpenic,other than menthol,cyclohexanol,methylcyclohexanol&dimethylcyclohexanol,sterol&inositol	-	187	-	10 762
29062900	Cyclic alcohols&their halogenated, sulphonated, nitrated or nitrosated derivatives, aromatic, other than benzyl alcohol	50	200	22 051	32 555
29071100	Phenol (hydroxybenzene) & its salts	5 940	111 957	77 620	1 208 101
29071200	Cresols & their salts	-	1	-	29
29071300	Octylphenol, nonylphenol & their isomers , salts thereof	151 200	823 110	218 667	1 196 588
29071900	Monophenols, other than HS 2907.11.00-2907.15.00	1	1 603	691	10 469
29072200	Hydroquinone (quinol) & its salts	-	1 000	-	10 500
29072300	4,4E-Isopropylidenediphenol (bisphenol A, diphenylolpropane) & its salts	36 000	202 000	69 453	391 299
29072990	Polyphenols, other than HS 2907.21.00-2907.23.00	-	335	-	2 602
29081900	Derivatives containing only halogen substituents & their salts, other than pentachlorophenol (ISO)	6 000	36 000	56 040	332 841

Tabel 3 : Ekspor Indonesia menurut Komoditi (Kode HS 8 digit)

Juni 2019

Kode H S	Uraian golongan barang	Berat bersih (Kg)		Nilai F.O.B. (U S \$)	
		Bulan ini	Kumulatif	Bulan ini	Kumulatif
(1)	(2)	(3)	(4)	(5)	(6)
29089900	Halogenated,sulphonated,nitrated/nitrosated derivatives of phenols/phenol-alcohols,other than HS 2908.11.00-2908.92.00	17 600	245 600	26 651	463 470
29091900	Acyclic ethers & their halogenated, sulphonated, nitrated or nitrosated derivatives, other than diethyl ether	-	4 967 994	-	26 368 786
29092000	Cyclanic, cyclenic or cycloterpenic ethers & their halogenated, sulphonated, nitrated or nitrosated derivatives	-	125	-	3 138
29093000	Aromatic ethers & their halogenated, sulphonated, nitrated or nitrosated derivatives	9 107	216 373	233 770	2 923 026
29094100	2,2'Oxydiethanol (diethylene glycol, digol)	57 070	732 185	37 468	475 926
29094900	Ether-alcohols & their halogenated, sulphonated, nitrated or nitrosated derivatives,other than HS 2909.41.00-2909.44.00	506	60 813	24 096	204 093
29095000	Ether-phenols, ether-alcohol-phenols & their halogenated, sulphonated, nitrated or nitrosated derivatives	169 198	1 095 163	3 115 099	22 391 313
29096000	Alcohol peroxides, ether peroxides, ketone peroxides & their halogenated, sulphonated, nitrated/nitrosated derivatives	165 594	1 161 238	428 345	3 079 010
29103000	1-Chloro-2,3-epoxypropane (epichlorohydrin)	-	14	-	15
29109000	Epoxide,epoxyalcohol,epoxyphenol&epoxyether,w/a 3member ring,&their halogenat,sulphonat,nitrat,nec subhead 291010-291050	-	229	-	5 063
29110000	Acetals&hemiacetals,w.o.n with other oxygen function,&their halogenated,sulphonated,nitrated/nitrosated derivatives	-	367	-	13 029
29121110	Formalin	108 000	324 000	41 627	124 329
29121190	Methanal (formaldehyde), other than formalin	-	339	-	874
29121200	Ethanal (acetaldehyde)	-	7	-	337
29121900	Acyclic aldehydes without other oxygen function, other than methanal & ethanal (acetaldehyde)	90 810	278 377	220 881	805 145
29122100	Benzaldehyde	10	10	84	84
29122900	Cyclic aldehydes without other oxygen function,other than benzaldehyde	240	685	4 021	115 205
29124100	Vanillin (4-hydroxy-3-methoxybenzaldehyde)	8 032	96 952	442 894	5 549 797
29124200	Ethylvanillin (3-ethoxy-4-hydroxybenzaldehyde)	140	150	5 950	6 104
29124990	Aldehyde-alcohols, aldehyde-ethers, aldehyde-phenols & aldehydes with other oxygen function,o.t HS 2912.41.00-2912.49.10	-	16	-	809
29126000	Paraformaldehyde	560 008	6 669 616	404 263	4 443 258
29141900	Acyclic ketones without other oxygen function, other than HS 2914.11-2914.13	25	87	1 261	11 330
29142300	Ionones & methylionones	-	10	-	273
29142910	Camphor	494	21 694	201	108 937
29142990	Cyclanic, cyclenic or cycloterpenic ketones without other oxygen function, other than HS 2914.22.00-2914.29.10	-	1 088	-	26 976
29143900	Aromatic ketones without other oxygen function, other than phenylacetone (phenylpropan-2-one)	25	820	210	179 651
29144000	Ketone-alcohols & ketone-aldehydes	50	257	450	5 533
29145000	Ketone-phenols & ketones with other oxygen function	-	10	-	1 581
29147900	Halogenated, sulphonated, nitrated or nitrosated derivatives other than chlordecone (ISO)	25	25	628	628
29151100	Formic acid	-	135 200	-	66 546
29151200	Salts of formic acid	-	3	-	0
29151300	Esters of formic acid	-	30	-	799
29152100	Acetic acid	4	2 457	668	5 127
29153100	Ethyl acetate	-	4 831	-	18 205
29153200	Vinyl acetate	-	45 096	-	27 948
29153300	n-Butyl acetate	144 000	302 400	129 458	286 847
29153990	Esters of acetic acid,other than Ethyl/Vinyl/n-Butyl /Dinoseb (ISO)/Isobutyl/2- Ethoxyethyl acetate	2 937	29 992	57 008	853 502
29155000	Propionic acid, its salts & esters	-	237	-	2 013
29156000	Butanoic acids, pentanoic acids, their salts & esters	53	892	1 707	14 548
29157010	Palmitic acid, its salts & esters	9 996 194	59 985 997	7 000 268	44 654 721

Tabel 3 : Ekspor Indonesia menurut Komoditi (Kode HS 8 digit)

Juni 2019

Kode H S	Uraian golongan barang	Berat bersih (Kg)		Nilai F.O.B. (U S \$)	
		Bulan ini	Kumulatif	Bulan ini	Kumulatif
(1)	(2)	(3)	(4)	(5)	(6)
29157020	Stearic acid	73 865	2 874 535	78 125	2 156 673
29157030	Salts & esters of stearic acid	205 000	1 291 960	203 776	1 299 149
29159010	Acetyl chloride	-	2	-	2
29159020	Lauric acid, myristic acid, their salts & esters	8 126 694	70 441 043	7 180 960	62 997 630
29159030	Caprylic acid, its salts & esters	100 000	3 658 102	239 400	9 667 325
29159040	Capric acid, its salts & esters	94 260	3 756 810	153 313	8 146 000
29159090	Saturated acyclic monocarboxylic acids&their anhydrides,halides,peroxides&peroxyacids,oth HS 2915.11.00-2915.90.40	1 511 352	5 067 725	4 378 544	16 299 330
29161100	Acrylic acid & its salts, unsaturated	4 429 539	17 635 194	3 514 275	16 742 364
29161200	Esters of acrylic acid, unsaturated	2 630 683	19 656 819	3 417 063	26 303 602
29161300	Methacrylic acid & its salts, unsaturated	-	4 080	-	69 628
29161410	Methyl methacrylate, unsaturated	-	2 050 480	-	2 439 078
29161500	Oleic, linoleic or linolenic acids, their salts & esters, unsaturated	959 583	3 012 170	767 447	2 577 228
29161900	Unsaturated acyclic monocarboxylic acid,their anhydride,halide,peroxide/xyacid&their derivativ,oth 2916.11.00-2916.16.00	625	2 161	2 075	11 960
29162000	Cyclanic,cylenic/cycloterpenic monocarboxylic acids,their anhydrides,halides,peroxides,peroxyacids&their derivatives	-	65	-	11 631
29163100	Benzoic acid, its salts & esters	910	17 805	3 530	66 278
29163200	Benzoyl peroxide & benzoyl chloride	51 200	490 520	139 653	1 481 617
29163910	2,4-Dichlorophenyl acetic acid & its salts & esters	-	6	-	583
29163990	Aromatic monocarboxylic acid,their anhydrides,halides,peroxides,peroxyacids&their derivativ,oth HS 2916.31.00-2916.39.20	464	11 060	16 537	130 627
29171400	Maleic anhydride	79 135	3 209 185	83 419	3 424 135
29171900	Acyclic polycarboxylic acid,their anhydride,halide,peroxide,peroxyacid&their derivatives,oth HS 2917.13.00-2917.14.00	100 000	499 165	152 640	768 914
29172000	Cyclanic,cylenic/cycloterpenic polycarboxylic acids,their anhydrides,halides,peroxides,peroxyacids&their derivatives	-	2 600	-	4 820
29173200	Diocetyl orthophthalates	240 000	1 268 200	275 845	1 550 779
29173300	Dinonyl or didecyl orthophthalates	-	400	-	400
29173490	Esters of orthophthalic acid, other than dibutyl orthophthalates,dioctyl orthophthalates,dinonyl/didecyl orthophthalates	-	60	-	1 933
29173500	Phthalic anhydride	1 580 000	9 844 000	1 338 128	9 104 613
29173600	Terephthalic acid & its salts	10 863 600	35 438 960	7 837 186	27 313 577
29173920	Phthalic compounds of a kind used as plasticisers & esters of phthalic anhydride	18 400	36 000	30 242	59 463
29173990	Aromatic polycarboxylic acid,their anhydride,halide,peroxide,peroxyacid&their derivivt,oth than HS 2917.32.00-2917.39.20	-	10 857	-	21 508
29181100	Lactic acid, its salts & esters	46 260	161 262	73 593	265 513
29181300	Salts & esters of tartaric acid	-	80	-	260
29181400	Citric acid	13	11 843	155	9 841
29181510	Calcium citrate	-	8	-	13
29181590	Salts & esters of citric acid, other than calcium citrate	-	11 944	-	18 057
29181600	Gluconic acid, its salts & esters	-	210	-	1 496
29182100	Salicylic acid & its salts	-	1 700	-	16 115
29182990	CarboxylicAcid w/ phenol funct but w/o O2 funct,its anhydrid,halid,peroxid/xyacid&its derivativ,oth HS 2918.21.00-.29.10	-	11 209	-	74 960
29183000	Carboxylic Acid w/ aldehyde/ketone funct but w/o oxygen funct,its anhydrides,halides,peroxides/xyacids&its derivatives	-	57	-	6 367
29189900	CarboxylicAcid w/ aldehyde/ketone funct but w/o O2 funct,its anhydrid,halid,peroxid/xyacid&its derivativ,oth HS 2918.91	-	2 695	-	6 575
29199000	Phosphoric ester&their salt,incl lactophospat,their halogenate,sulphonat,nitrate/nitrosat deriv,oth than tris phosphate	-	1	-	15

Tabel 3 : Ekspor Indonesia menurut Komoditi (Kode HS 8 digit)

Juni 2019

Kode H S	Uraian golongan barang	Berat bersih (Kg)		Nilai F.O.B. (U S \$)	
		Bulan ini	Kumulatif	Bulan ini	Kumulatif
(1)	(2)	(3)	(4)	(5)	(6)
29209000	Ester of inorganic acid of non-metal (excl of hydrogen halides)&its salts/halogenat/sulphonat/nitrat,oth HS 292010-.30	57 711	364 598	447 096	2 899 669
29211900	Acyclic monoamines & their derivatives, salts thereof, other than HS 2921.11.00 - 2921.14.00	2 500	63 791	8 100	214 631
29212100	Ethylenediamine & its salts	-	1 480	-	2 327
29212200	Hexamethylenediamine & its salts	-	20 000	-	66 000
29212900	Acyclic polyamines&their derivatives,salts thereof,Other than ethylenediamine&its salts,Hexamethylenediamine & its salts	-	3 675	-	11 483
29213000	Cyclanic, cyclenic or cycloterpenic mono- or polyamines, & their derivatives, salts thereof	-	48	-	556
29214200	Aniline derivatives & their salts	1	1	5	5
29214300	Toluidines & their derivatives, salts thereof	-	200	-	6 450
29215100	o-, m-, p-Phenylenediamine, diaminotoluenes & their derivatives, salts thereof	-	11 000	-	33 288
29221100	Monoethanolamine & its salts	1 000	1 000	600	600
29221500	Triethanolamine	-	0	-	1
29221700	Methyldiethanolamine & ethyldiethanolamine	-	10	-	310
29221920	D-2-Amino-n-butyl-alcohol	1 428	1 788	2 970	4 065
29222100	Aminohydroxynaphthalenesulphonic acids & their salts	6 072	7 072	47 422	48 556
29222900	Amino?naphthol&other amino-phenol,oth contain >1 kind of O2 function,their ethers&ester; salts thereof, oth HS 2922.21.00	-	1	-	15
29224100	Lysine & its esters; salts thereof	14 916 920	108 780 206	12 701 564	94 995 880
29224210	Glutamic acid	1 273 000	8 360 100	1 871 405	11 642 473
29224220	Monosodium glutamate (MSG)	7 317 003	53 248 927	10 061 113	72 298 826
29224290	Salts, other than Glutamic acid & Monosodium glutamate (MSG)	-	280 045	-	115 307
29224900	Amino-acids, o.t those containing> one kind of oxygen function&their ester,salt thereof, o.t HS 2922.41.00-2922.44.00	120	1 998	781	17 001
29231000	Choline & its salts	-	998	-	5 484
29232010	Lecithins, whether or not chemically defined	-	2 003	-	10 018
29232090	Phosphoaminolipids	7	880	8	1 825
29239000	Quaternary amonium salt&hydroxid,lecithin&oth phosphoaminolipid,whether/not chemically define,oth thn HS29233000-29234000	-	24 250	-	80 466
29241210	Fluoroacetamide (ISO) & phosphamidon (ISO)	59 700	99 340	62 150	105 545
29241910	Carisophrodol	-	8 000	-	34 067
29241990	Acyclic amides (including acyclic carbamates) & their derivatives; salts thereof, other than HS 2924.11.10-2924.19.10	538 000	3 489 073	589 769	3 823 197
29242190	Ureines & their derivatives; salts thereof, o.t 4-Ethoxyphenylurea (dulcin), Diuron & monuron	-	3 000	-	31 200
29242990	Cyclic amides (including cyclic carbamates) & their derivatives; salts thereof,other than HS 2924.29.10 - 2924.29.30	-	8 000	-	162 240
29251100	Saccharin & its salts	-	96 100	-	601 001
29252900	Imines & their derivatives; salts thereof,Other than chlordimeform (ISO)	105 500	208 145	678 297	1 232 528
29269000	Nitrile-function compound, other than HS 2926.10.00 to 2926.40.00	-	280	-	7 303
29270010	Azodicarbonamide	1 673 619	12 152 181	5 281 429	37 210 571
29270090	Diazo-, azo- or azoxy-compounds other than Azodicarbonamide	1 600	8 826	5 376	29 308
29280090	Organic derivatives of hydrazine or of hydroxylamine other than Linuron	3 648	26 407	4 528	155 548
29291020	Isocyanates, Toluene diisocyanate	-	270	-	255
29291090	Compounds Isocyanates with other nitrogen function other than Diphenylmethane diisocyanate (MDI) & Toluene diisocyanate	43 566	275 148	201 090	1 216 407
29299010	Sodium cyclamate	200 750	2 625 427	447 260	5 308 960
29299090	Compounds with other nitrogen function other than Isocyanates and Cyclamates	-	25	-	468
29303000	Thiuram mono, di or tetrasulphides	500	500	2 120	2 120
29304000	Methionine	300	1 126	2 526	10 162

Tabel 3 : Ekspor Indonesia menurut Komoditi (Kode HS 8 digit)

Juni 2019

Kode H S	Uraian golongan barang	Berat bersih (Kg)		Nilai F.O.B. (U S \$)	
		Bulan ini	Kumulatif	Bulan ini	Kumulatif
(1)	(2)	(3)	(4)	(5)	(6)
29309010	Dithiocarbonates	-	1	-	19
29309090	Organo-sulphur compounds, other than HS 2930.20.00 to 2930.90.90	1	148 390	385	3 052 255
29311020	Tetraethyl lead	-	2 152	-	10
29313900	Organo-phosphorous derivatives, other than HS 2931.31.00-2931.38.00	-	126 816	-	232 655
29319030	Ethephone	1 500	1 500	34 800	34 800
29319049	Organoarsenic compounds, Other than In liquid form	-	4 480	-	10 738
29319090	Organo-inorganic compounds other than HS 2931.10.10-2931.90.50	25 332	302 044	32 108	557 829
29321200	2Furaldehyde (furfuraldehyde)	15	40	822	1 093
29321300	Furfuryl alcohol & tetrahydrofurfuryl alcohol	-	490	-	7 249
29321900	Compounds containing an unfused furan ring (whether or not hydrogenated) in the structure, o.T HS 2932.11.00-2932.14.00	123	896	10 442	143 405
29322090	Lactones, Other than Coumarin N(1,2Benzopyrone) methylcoumarins & ethylcoumarin	55	493	1 180	12 489
29329910	Carbofuran	44	90	2 349	4 704
29331100	Phenazone (antipyrin) & its derivatives	10	22	1 430	2 137
29331900	Compounds contain an unfused pyrazole ring (hydrogenated/not)in the structure,not Phenazone (antipyrin)&its derivatives	-	142	-	1 376
29332100	Hydantoin & its derivatives	21 000	193 175	53 752	556 215
29332900	Compounds containing an unfused imidazole ring (hydrogenated/not)in the structure,not Hydantoin&its derivatives	27 500	41 802	154 764	386 971
29333100	Pyridine & its salts	-	4	-	51
29333910	Chlorpheniramine & isoniazid	3 723	3 724	1 182 217	1 182 636
29333930	Paraquat salts	3 820	45 840	4 622	62 820
29333990	Compounds containing an unfused pyridine ring (whether or not hydrogenated) in the structure,ot than HS29333100-29333930	-	640	-	10 240
29335990	Compound contain aPyrimidine ring (whether/not hydrogenated)/piperazine ring inThe structure,ot than HS29335200-29335910	5	2 768	3 800	14 709
29336100	Melamine	-	1 950	-	10 684
29336900	Compounds containing an unfused triazine ring (whether or not hydrogenated) in the structure, other than Melamin	1 000	29 903	2 730	78 966
29337900	Lactams, other than 6Hexanelactam (epsiloncaprolactam) & Clobazam (INN) & methyprylon (INN)	-	1	-	2
29339100	Alprazolam(INN), camazepam,chlordiazepo xide(INN), clonazepam,etc,salts thereof	0	0	1	2
29339910	Mebendazole & parbendazole	-	12	-	2 176
29339990	Heterocyclic compounds with nitrogen hetero-atom(s) only oth than 2933.11.00-2933.99.10	2 528 500	12 916 540	11 403 084	59 531 690
29341000	Compounds containing an unfused thiazole ring (whether or not hydrogenated) in the structure	-	61	-	9 157
29342000	Compounds containing in the structure a benzothiazole ringsystem (whether or not hydrogenated), not further fused	500	2 501	1 560	8 344
29349910	Nucleic acids & their salts	821 435	5 776 240	4 593 856	32 629 758
29349920	Sultones, sultams, diltiazem	286	2 925	107 081	1 029 476
29349930	6Aminopenicillanic acid	6 222	6 222	9 395	9 395
29349990	Nucleic acids&their salts,whether or not chemically define,oth heterocyclic comp n.e.c. HS 2934.10.00-2934.99.50	170 702	928 718	2 344 579	12 436 788
29359000	Sulphonamides other than HS 2935.10.00-2935.50.00	33 700	356 980	307 203	3 221 961
29362100	Vitamin A & their derivatives	-	3 283	-	160 500
29362200	Vitamin B1 & its derivatives	-	426	-	342
29362400	D or DLPantothenic acid (Vitamin B3 or Vitamin B5) & its derivatives	-	10 073	-	2 300
29362500	Vitamin B6 & its derivatives	-	1	-	0
29362600	Vitamin B12 & its derivatives	-	1 305	-	131 801
29362700	Vitamin C & its derivatives	8 933	50 934	27 996	232 262
29362800	Vitamin E & its derivatives	339	19 469	10 350	428 186

Tabel 3 : Ekspor Indonesia menurut Komoditi (Kode HS 8 digit)

Juni 2019

Kode H S	Uraian golongan barang	Berat bersih (Kg)		Nilai F.O.B. (U S \$)	
		Bulan ini	Kumulatif	Bulan ini	Kumulatif
(1)	(2)	(3)	(4)	(5)	(6)
29362900	Vitamins; n.e.c. in HS 2936.21.00-2936.28.00, and their derivatives, unmixed	18 004	55 073	41 949	166 957
29369000	Provitamins,natural or reproduced by synthesis (including natural concentrates)	1 294	1 710	25 810	27 217
29371100	Somatotropin, its derivatives & structural analogues	-	5	-	1
29371900	Polypeptide,protein&glycoprotein hormones,their derivatives&struct analogue,oth than somatotropin&insulin&its salts	-	11 573	-	2 378 235
29372200	Halogenated derivatives of corticosteroidal hormones	155	155	2 566	2 566
29389000	Glycosides,natural/reproduced by synthesis,&their salt,ether,ester&other deriv,Oth than Rutoside(rutin) & its derivative	160	95 202	13 309	269 796
29392010	Alkaloids of cinchona & their derivatives, salts thereof, Quinine & its salts	7 759	49 158	805 623	5 251 323
29393000	Caffeine & its salts	-	10 405	-	17 838
29400000	Sugars, chemically pure oth than sucrose ,lactose, maltose, glucose, & fructose	1 907 360	11 064 914	1 548 450	9 085 033
29411090	Penicillins & their derivatives with a penicillanic acid structure, salts thereof, other than Amoxicillin & Ampicillin	2 470	30 357	475	2 997
29419000	Antibiotics; n.e.c. in heading no. 2941	184	346	1 344	9 063
29420000	Organic compounds; n.e.c. in chapter 29	20 835	96 996	167 273	530 813
30021100	Malaria diagnostic test kits	-	28	-	334
30021210	Antisera, plasma protein solutions, haemoglobin powder	-	12	-	102
30021290	Antisera & other blood fractions, other than antisera, plasma protein solutions, haemoglobin powder	132	1 086	1 734	12 940
30021900	Immunological products,w.o.n modified/obtained by means of biotechnological processes,other than HS 3002.11-3002.15	2	19	1	242
30022010	Tetanus toxoid	4 935	31 124	987 804	24 052 180
30022020	Pertussis, measles, meningitis or polio vaccines	5 950	63 021	669 299	8 171 869
30022090	Vaccines for human medicine, Other than Tetanus toxoid & Pertussis, measles, meningitis or polio vaccines	1 923	4 903	2 544 265	3 111 670
30023000	Vaccines for veterinary medicine	35 007	292 119	1 118 307	6 141 787
30029000	Toxins, cultures of micro-organisms (excluding yeasts) and similar products	12 829	130 205	70 545	655 740
30031010	Medicaments containing amoxicillin (INN) or its salts, not put up in measured doses or in forms/packings for retail sale	-	226	-	511
30031020	Medicaments containing ampicillin (INN) or its salts, not put up in measured doses or in forms/packings for retail sale	-	14	-	1 076
30031090	Medicaments cont. penicillins/deriv, with penicillanic acid structure/streptomycins, o.t cont. amoxicillin&icillin	1	169	138	7 722
30032000	Medicaments,cont.antibiotic, consist?2constituent mix for therapeutic/prophylactic,not in measured dose/pack for retail	-	2 005	-	15 109
30033900	Medicaments,containing hormones (excl. insulin),for therapeutic/prophylactic uses,not packaged for retail sale	64 831	503 260	793 259	5 994 614
30041015	Medicament,containing penicillin G (excl penicillin G benzathine),phenoxymethyl penicillin/salts thereof,for retail sale	1 866	9 399	168 698	838 343
30041016	Medicaments,containing ampicillin,amoxycillin or salts thereof,of a kind taken orally,packing for retail sale	6 288	92 662	471 705	3 935 494
30041019	Medicaments,containing penicillins/derivates thereof,packing for retail sale,other than HS 3004.10.15-3004.10.16	63 756	424 719	5 473 580	33 046 242
30041021	Medicaments, containing streptomycins or derivatives thereof, in ointment form, packing for retail sale	-	454	-	21 609
30041029	Medicaments, containing streptomycins or derivatives thereof, other than in ointment form, packing for retail sale	-	29	-	2 977

Tabel 3 : Ekspor Indonesia menurut Komoditi (Kode HS 8 digit)

Juni 2019

Kode H S	Uraian golongan barang	Berat bersih (Kg)		Nilai F.O.B. (U S \$)	
		Bulan ini	Kumulatif	Bulan ini	Kumulatif
(1)	(2)	(3)	(4)	(5)	(6)
30042010	Antibiotics containing gentamycin,lincomycin,sulfamethoxazole/its derivatives,of a kind taken orally/in ointment form	-	2 720	-	104 982
30042031	Antibiotics containing erythromycin or derivatives thereof, of a kind taken orally	8 327	99 319	231 898	1 338 204
30042032	Antibiotics containing erythromycin or derivatives thereof, in ointment form	-	1 979	-	31 155
30042039	Antibiotics containing erythromycin or derivatives thereof, other than of a kind taken orally or in ointment form	172	4 073	35 828	852 296
30042071	Antibiotics containing tetracyclines or chloramphenicols or derivatives,of a kind taken orally or in ointment form	1 335	3 141	141 142	323 962
30042079	Antibiotics containing tetracyclines or chloramphenicols or derivatives,oth of a kind taken orally or in ointment form	239	7 126	68 132	907 674
30042091	Antibiotic, of a kind taken orally or ointment form, other than HS 3004.20.10-3004.20.79	76	1 337	27 198	232 844
30042099	Antibiotic, other than of a kind taken orally or ointment form, other than HS 3004.20.10-3004.20.79	7 161	51 446	165 242	1 777 718
30043210	Medicaments,contain corticosteroid hormones,its derivatives/structural analogues,contain dexamethasone/their derivatives	-	4 967	-	8 904
30043290	Medicaments, containing corticosteroid hormones, their derivatives or structural analogues, oth HS 3004.32.10-3004.32.40	137	6 186	25 750	721 171
30043900	Medicaments, containing hormones/other products of heading 29.37, other than HS 3004.31.00-3004.32.90	56 965	407 812	1 172 362	8 268 522
30044100	Medicaments,containing alkaloids or derivatives thereof,containing ephedrine or its salts,packing for retail sale	-	77 862	-	262 633
30044200	Medicaments,containing alkaloids/derivatives thereof,containing pseudoephedrine/its salts,packing for retail sale	21 631	174 278	224 955	2 578 115
30044300	Medicaments,containing alkaloids/derivatives thereof,containing norephedrine or its salts,packing for retail sale	28 836	296 913	286 512	2 958 825
30045010	Medicaments containing vitamins or other products of heading 29.36, of a kind suitable for children, in syrup form	23 269	134 200	79 588	492 515
30045021	Medicaments containing more than one vitamin, of a kind taken orally	1 376	19 347	141 050	192 584
30045029	Medicaments containing more than one vitamin, other than of a kind taken orally	39 493	424 877	1 468 240	15 643 222
30045091	Medicaments containing vitamin A, B or C	12 461	53 153	108 318	613 308
30045099	Medicaments containing vitamins or other products of heading 29.36, other than HS 3004.50.10-3004.50.91	60 566	198 636	2 059 524	8 729 124
30049010	Transdermal therapeutic system patches for the treatment of cancer or heart diseases	-	1 385	-	646 044
30049020	Closed sterile water for inhalation, pharmaceutical grade	-	4 921	-	105 071
30049030	Antiseptics	11 538	293 089	22 413	635 545
30049049	Anaesthetics, other than containing procaine hydrochloride	58 308	794 661	1 243 823	12 091 653
30049051	Analgesics,antipyretics&oth medicaments for coughs/colds,contain acetylsalicylic acid,paracetamol/dipyron,taken orally	58 675	367 369	737 347	4 338 054
30049052	Analgesics,antipyretics&other medicaments for the treatment of coughs/colds,containing chlorpheniramine maleate	-	85 526	-	218 254
30049054	Analgesics,antipyretics&other medicaments for the treatment of coughs/colds,containing piroxicam (INN) or ibuprofen	3 582	11 170	34 969	141 988
30049055	Analgesics, antipyretics&other medicaments for the treatment of coughs/colds, in liniment form	87 698	784 625	511 012	4 853 985
30049059	Analgesics, antipyretics & other medicaments for the treatment of coughs or colds, other than HS 3004.90.51-3004.90.55	257 306	2 331 591	4 671 786	28 141 804

Tabel 3 : Ekspor Indonesia menurut Komoditi (Kode HS 8 digit)

Juni 2019

Kode H S	Uraian golongan barang	Berat bersih (Kg)		Nilai F.O.B. (U S \$)	
		Bulan ini	Kumulatif	Bulan ini	Kumulatif
(1)	(2)	(3)	(4)	(5)	(6)
30049064	Antimalarials, containing artemisinin other than of subheading 3004.60.10	-	8	-	214
30049065	Antimalarials, herbal medicaments	990	29 765	36 756	835 515
30049069	Antimalarials, other than containing primaquine/artemisinin other than of subheading 3004.60.10/herbal medicaments	-	42 232	-	198 581
30049071	Anthelmintic, containing piperazine or mebendazole (INN)	1 249	1 997	296 035	461 581
30049072	Anthelmintic, herbal medicaments	1 047	14 091	29 726	178 007
30049079	Anthelmintic, other than containing piperazine or mebendazole (INN) or herbal medicaments	2 824	84 486	121 096	2 384 563
30049082	Anti HIV/AIDS medicaments	661	2 050	1 346 213	6 073 667
30049089	Medicaments for the treatment of cancer or other intractable diseases, other than containing deferroxamine, for injection	4 403	21 903	664 614	2 971 559
30049091	Medicaments containing sodium chloride or glucose, for infusion, packaged for retail sale	7 803	141 793	74 537	888 492
30049092	Medicaments containing sorbitol or salbutamol, for infusion, packaged for retail sale	5 256	46 305	24 134	1 225 479
30049093	Medicaments containing sorbitol or salbutamol, in other forms, packaged for retail sale	2	46 358	151	92 552
30049094	Medicaments containing cimetidine (INN) or ranitidine (INN) other than for injection, packaged for retail sale	-	15 961	-	425 043
30049096	Nasal-drop medicaments containing naphazoline, xylometazoline or oxymetazoline	375	26 085	36 147	832 423
30049098	Herbal medicaments, other than for anthelmintic or antimalarials	23 623	1 074 346	51 105	4 278 997
30049099	Medicament consisting of mix/unmix product for therapeutic/prophylactic uses,for retail sale,oth HS 3004.10.15-.90.98	39 889	239 106	8 071 606	36 566 905
30051010	Adhesive dressings & other articles having an adhesive layer, impregnated or coated with pharmaceutical substances	3 050	29 448	22 176	225 427
30051090	Adhesive dressings&other articles having an adhesive layer,other than impregnated/coated with pharmaceutical substances	23 063	176 856	183 392	1 450 518
30059010	Bandages, put up in forms or packings for retail sale for medical, surgical, dental or veterinary purposes	7 829	46 366	41 581	229 398
30059020	Gauze, put up in forms or packings for retail sale for medical, surgical, dental or veterinary purposes	1 577	1 691	8 931	18 395
30059090	Wadding,packings for retail sale for medical,surgical,dental/veterinary purposes,other than HS 3005.10.10-3005.90.20	90 209	461 924	295 161	1 614 856
30061010	Sterile absorbable surgical or dental yarn, sterile surgical or dental adhesion barriers, whether or not absorbable	-	8	-	0
30061090	Sterile surgical catgut,sterile tissue adhesives for surgical wound closure; sterile laminaria & sterile laminaria tents	-	43	-	36
30062000	Bloodgrouping reagents	-	31 749	-	84 420
30063090	Opacifying preparations for Xray examinations, other than HS 3006.30.10-3006.30.30	-	3	-	54
30065000	First-aid boxes & kits	-	68	-	3 030
30066000	Chemical contraceptive preparations based on hormones, on other products of heading 29.37 or on spermicides	1 327	63 833	180 020	3 874 794
30067000	Gel prep designed to be used in hum or vet med as a lubricant for parts of the body for surg operations or physical exam	5	56	65	1 135
31010010	Fertilisers produced by of solely vegetable origin	284 000	1 578 250	62 090	551 119
31010099	Animal fertilisers,not chemically treated	1 265 702	9 780 727	287 040	2 659 327
31021000	Urea, whether or not in aqueous solution	239 784 731	793 801 876	64 083 734	209 199 644
31022100	Ammonium sulphate	48 000	1 482 000	9 280	322 655
31022900	Double salts & mixtures of ammonium sulphate & ammonium nitrate	-	100	-	120
31023000	Ammonium nitrate, whether or not in aqueous solution	6 100 000	23 538 000	1 935 675	10 866 490

Tabel 3 : Ekspor Indonesia menurut Komoditi (Kode HS 8 digit)

Juni 2019

Kode H S	Uraian golongan barang	Berat bersih (Kg)		Nilai F.O.B. (U S \$)	
		Bulan ini	Kumulatif	Bulan ini	Kumulatif
(1)	(2)	(3)	(4)	(5)	(6)
31028000	Mixtures of urea & ammonium nitrate in aqueous or ammoniacal solution	2	2	0	0
31029000	Mineral or chemical fertilisers, nitrogenous, other than HS 3102.10-3102.80.00	-	52 700	-	40 926
31031190	Superphosphates containing by weight 35 % or more of diphosphorus pentaoxide (P2O5), other than feed grade	400 000	4 290 000	93 085	1 010 620
31031990	Superphosphates containing by weight less than 35 % of diphosphorus pentaoxide (P2O5), other than feed grade	872 850	4 853 554	180 481	983 253
31039010	Calcined phosphatic fertilisers	245 000	1 453 801	52 804	316 057
31039090	Mineral or chemical fertilisers, phosphatic, other than superphosphate & calcined phosphatic fertilisers	182 350	5 107 681	39 325	1 199 208
31042000	Potassium chloride	40 000	112 150	15 640	54 072
31043000	Potassium sulphate	240 000	6 998 000	113 896	3 137 435
31049000	Mineral or chemical fertilisers, potassic, other than potassium chloride & potassium sulphate	2	124 571	4	46 541
31051010	Superphosphates & calcined phosphatic fertilisers in tablets or similar forms of a gross weight not exceeding 10 kg	-	21 000	-	5 092
31051020	Mineral/chemical fertilisers contain 2 or 3 of fertilising elements in tablets/similar forms of a gross weight <=10 kg	125 000	444 135	32 250	109 896
31051090	Goods of this Chapter in tablets or similar forms or in packages of a gross weight <=10 kg, other than 3105.10.10-.20	-	17 000	-	3 290
31052000	Mineral or chemical fertilisers containing the three fertilising elements nitrogen, phosphorus & potassium	635 150	2 268 594	691 071	1 867 461
31054000	Ammonium dihydrogenorthophosphate & mixtures thereof with diammonium hydrogenorthophosphate	-	6 307	-	13 885
31055100	Mineral or chemical fertilisers containing nitrates & phosphates	-	81 251 416	-	24 250 989
31055900	Mineral/chemical fertilisers, contain the two fertilising elements nitrogen & phosphorus, oth contain nitrates & phosphates	20 000	235 700	1 799	21 642
31056000	Mineral or chemical fertilisers containing the two fertilising elements phosphorus & potassium	12	12	10	10
31059000	Mineral/chemical fertilisers contain two/three of fertilising elements nitrogen, phosphorus & potassium, oth HS 3105.20-.60	414 062	3 000 557	76 059	705 155
32011000	Quebracho extract	-	6 150	-	751
32019000	Tanning extracts of vegetable origin, tannins & their salts, ethers, ester & other derivatives, oth quebracho & wattle extract	984 910	9 438 137	2 389 485	24 030 395
32021000	Synthetic organic tanning substances	335 100	2 399 625	402 506	3 104 760
32029000	Inorganic tanning substances, tanning prep, w.o.n containing natural tanning substances, enzymatic prep for pre-tanning	14 000	16 119	11 016	17 310
32030010	Colouring matter of veg/animal origin incl dyeing extracts excl animal black, of a kind used in the food/drink industries	2 178	10 305	26 176	212 651
32030090	Col matter of veg/animal origin incl dyeing extract excl animal black other than used in the food or drink industries	272	2 587	1 386	6 943
32041110	Disperse dyes & preparations based thereon, crude	466	56 075	18 446	990 809
32041190	Disperse dyes & preparations based thereon, other than crude	526 611	3 486 929	5 684 431	39 677 567
32041210	Acid dyes, whether or not premetallised, & preparations based thereon	78 747	432 319	1 069 518	6 191 582
32041290	Mordant dyes & preparations based thereon	500	3 671	2 687	23 463
32041300	Basic dyes & preparations based thereon	-	13 475	-	235 711
32041400	Direct dyes & preparations based thereon	58 176	457 300	217 498	1 750 979
32041500	Vat dyes (including those usable in that state as pigments) & preparations based thereon	1 375	14 291	34 511	337 355
32041600	Reactive dyes & preparations based thereon	152 697	1 296 152	1 053 145	9 726 901
32041710	Synthetic organic pigment in powder form	217 996	1 235 432	1 767 953	9 803 769
32041790	Pigments & preparations based thereon, other than synthetic organic pigment in powder form	139 125	1 904 473	684 005	8 676 458

Tabel 3 : Ekspor Indonesia menurut Komoditi (Kode HS 8 digit)

Juni 2019

Kode H S	Uraian golongan barang	Berat bersih (Kg)		Nilai F.O.B. (U S \$)	
		Bulan ini	Kumulatif	Bulan ini	Kumulatif
(1)	(2)	(3)	(4)	(5)	(6)
32041900	Synthetic organic colouring matter & prep,including mixtures of colouring matter of ?2 of the subheading 3204.11-3204.19	132 060	1 451 645	185 325	1 982 314
32042000	Synthetic organic products of a kind used as fluorescent brightening agents	1 091 882	6 938 372	2 657 219	16 158 661
32049000	Synthetic organic colouring matter, prep as specified in Note 3 to this Chapter , other than HS 3204.11 to 3204.20	7	32 262	2	160 938
32050000	Colour lakes, preparations as specified in Note 3 to this Chapter based on colour lakes.	-	92	-	5 827
32061110	Pigments based on titanium dioxide containing 80 % or more by weight of titanium dioxide calculated on the dry matter	-	1 605	-	12 897
32061910	Pigments based on titanium dioxide containing less than 80 % by weight of titanium dioxide calculated on the dry matter	86 100	665 355	132 062	983 477
32061990	Preparations based on titanium dioxide containing < 80% by weight of titanium dioxide calculated on the dry matter	19 500	238 675	60 359	740 680
32062010	Chrome yellow, chrome green & molybdate orange or red based on chromium compounds	14 000	142 215	104 695	753 342
32062090	Pigments&prep based on chromium compounds,oth than chrome yellow,chrome green&molybdate orange/red from chrome compounds	-	1 428	-	4 706
32064190	Ultramarine	12 000	41 100	16 738	60 365
32064290	Lithopone & other pigments based on zinc sulphide	-	1	-	789
32064910	Preparation, other than ultramarine & prep based thereon or lithopone & other pigments & prep based on zinc sulphide	17 060	131 358	251 193	1 650 612
32064990	Colouring matter,other than ultramarine & prep based thereon or lithopone & other pigments & prep based on zinc sulphide	129 028	797 474	707 908	4 246 732
32065010	Preparations of inorganic products of a kind used as luminophores	15	217	579	3 332
32065090	Inorganic products of a kind used as luminophores, other than preparations	-	13 000	-	33 283
32071000	Prepared pigments, prepared opacifiers, prepared colours & similar preparations	472 266	3 075 391	1 203 320	7 645 018
32072010	Enamel frits	1 000	16 651	3 990	62 645
32072090	Vitrifiable enamels & glazes, engobes (slips) & similar preparations, other than enamel frits	48 600	1 125 637	65 361	896 496
32073000	Liquid lustres & similar preparations	40	6 068	15	65 389
32074000	Glass frit & other glass, in the form of powder, granules or flakes	561 259	4 006 830	487 142	3 709 062
32081019	Varnishes (including lacquers) based on polyesters, other than of a kind used in dentistry	3 305	21 787	1 875	26 065
32081020	Antifouling &/or anticorrosive paints for ships' hulls based on polyesters	-	135	-	4 139
32081090	Paint incl enamels based on polyesters,oth than varnishes incl lacq&antifouling &/or anticorrosive paint for ships'hulls	830 904	5 985 647	2 245 977	14 652 192
32082040	Antifouling &/or anticorrosive paints for ships' hulls based on acrylic or vinyl polymers	20	1 361	15	970
32082070	Varnishes (including lacquers), of a kind used in dentistry based on acrylic or vinyl polymers	-	6 100	-	23 670
32082090	Paints based on acrylic or vinyl polymers, oth than antifouling &/or anticorrosive paint	232 586	1 476 336	804 377	4 971 852
32089019	Varnishes(incl lacquers), >100°C heat resistance, not used in dentistry, oth based on polyesters,acrylic/vinyl polymers	-	70 355	-	151 633
32089029	Varnishes(incl lacquers), <=100°C heat resistance, not used in dentistry,oth based on polyesters,acrylic/vinyl polymers	136 540	961 131	476 295	3 152 736
32089030	Antifouling &/or anticorrosive paints for ships'hulls other than based on polyesters&based on acrylic or vinyl polymers	2	23	2	303

Tabel 3 : Ekspor Indonesia menurut Komoditi (Kode HS 8 digit)

Juni 2019

Kode H S	Uraian golongan barang	Berat bersih (Kg)		Nilai F.O.B. (U S \$)	
		Bulan ini	Kumulatif	Bulan ini	Kumulatif
(1)	(2)	(3)	(4)	(5)	(6)
32089090	Paint&varnishes incl enamels&lacquers exc based on polyesters&based on acrylic/vinyl polymers&HS 3208.10.10-3208.90.30	527 645	4 079 056	1 570 523	12 377 041
32091010	Varnishes (including lacquers), based on acrylic or vinyl polymers	1 483	60 165	8 565	224 870
32091050	Antifouling &/or anticorrosive paints for ships' hulls, based on acrylic or vinyl polymers	-	175	-	3 080
32091090	Paints&varnishes including enamels based on acrylic or vinyl polymers, other than HS 3209.10.10-3209.10.50	15 878	233 679	31 197	536 744
32099000	Paints & varnishes (including enamels & lacquers), other than based on acrylic or vinyl polymers	66 508	798 212	174 039	1 256 692
32100010	Varnishes (including lacquers)	-	677	-	7 105
32100020	Distempers	-	4	-	23
32100091	Antifouling &/or anticorrosive paints for ships' hulls	1	261	1	86
32100099	Paints other than antifouling &/or anticorrosive paints for ships' hulls	7 422	18 190	33 741	89 719
32110000	Prepared driers	-	58 180	-	232 921
32121000	Stamping foils	2 792	25 233	56 318	338 721
32129011	Aluminium paste dispersed in nonaqueous media, of a kind used in the manufacture of paints (including enamels)	-	50	-	424
32129014	Pigments incl metallic powders&flakes dispersed in not water media,in liq/paste form,for manufacture of leather paint	-	16	-	54
32129019	Pigment incl metallic powders&flakes dispersed in not water media,in liq/paste form,not for manufacture of leather paint	1 313	15 213	4 991	69 782
32129021	Dyes & other colouring matter put up in forms or packings for retail sale of a kind used in the food or drink industries	-	0	-	93
32129022	Dyes put up in forms/packings for retail sale of a kind not used in the food/drink industries	-	300	-	9 030
32129029	Colouring matter put up in forms/packings for retail sale of a kind not used in the food/drink industries	-	9 564	-	10 725
32131000	Colours in sets, of a kind used by artists, students or signboard painters	901	2 137	8 467	19 970
32139000	Colours, of a kind used by artists, students or signboard painters, other than colours in sets	71	976	141	1 900
32141000	Glaziers' putty, grafting putty, resin cements, caulking compounds & other mastics, painters' fillings	153 620	1 079 789	438 013	2 904 737
32149000	Non-refractory surfacing preparations for facades, indoor walls, floors, ceilings or the like.	258 178	2 574 578	279 650	3 077 349
32151110	Printing ink, black, ultraviolet curable	-	320	-	4 476
32151190	Printing ink, black other than ultraviolet curable ink	62 443	376 821	474 736	3 372 615
32151900	Printing ink, other than black	684 036	4 149 975	9 079 393	48 989 137
32159010	Carbon mass of a kind used to manufacture carbon paper	-	230	-	83
32159060	Writing or drawing ink	22	3 799	1 935	19 333
32159070	Ink of a kind suitable for use with duplicating machines of heading 84.72	-	12 344	-	145 099
32159090	Ink, whether or not concentrated or solid, other than HS 3215.11.10-3215.90.70	50 608	148 220	333 339	1 058 929
33011200	Essential oils of orange	269	14 285	14 386	34 369
33011300	Essential oils of lemon	7	775	622	27 287
33011900	Essential oils of citrus fruit, other than of orange & lemon	67 403	320 487	2 083 316	9 224 688
33012400	Essential oils of peppermint (Mentha piperita)	2 040	5 425	59 316	200 944
33012500	Essential oils of other mints, other than peppermint (Mentha piperita)	16 695	94 396	749 770	4 310 314
33012910	Essential oils of lemon grass, citronella, nutmeg, cinnamon, ginger, cardamom, fennel or palmrose	117 226	1 203 548	4 343 752	28 719 407
33012920	Essential oils of sandalwood	936	35 891	218 634	1 575 525
33012990	Essential oils other than HS 3301.12.00-3301.29.20	63 773	704 117	1 924 085	22 628 112
33013000	Resinoids	-	91	-	6 203
33019010	Aqueous distillates & aqueous solutions of essential oils suitable for medicinal use	13 081	126 293	617 217	5 321 035

Tabel 3 : Ekspor Indonesia menurut Komoditi (Kode HS 8 digit)

Juni 2019

Kode H S	Uraian golongan barang	Berat bersih (Kg)		Nilai F.O.B. (U S \$)	
		Bulan ini	Kumulatif	Bulan ini	Kumulatif
(1)	(2)	(3)	(4)	(5)	(6)
33019090	Extract oleoresins; concentrates of essential oils; terpenic by-product of deterpenation of essential oils	124 325	672 344	2 417 028	19 151 339
33021010	Odoriferous alcoholic preparations of a kind used in the manufacture of alcoholic beverages, in liquid form	3 921	36 206	27 279	337 197
33021020	Odoriferous alcoholic preparations of a kind used in the manufacture of alcoholic beverages, in other forms	-	692	-	14 924
33021090	Odoriferous alcoholic preparations of a kind used in the food or drink industries, other than HS 3302.10.10-3302.10.20	550 475	3 541 677	5 958 514	40 272 163
33029000	Odoriferous substances and mixtures; used as raw materials in industries other than the food or drink industries	313 086	2 952 428	4 649 170	43 547 638
33030000	Perfumes & toilet waters.	493 203	3 989 570	7 847 026	58 720 041
33041000	Lip makeup preparations	3 778	28 222	409 417	2 336 834
33042000	Eye makeup preparations	729	10 141	286 445	2 113 723
33043000	Manicure & pedicure preparations	10 482	54 985	16 120	169 171
33049100	Beauty or make up preparations, powders, whether or not compressed	225 894	1 734 022	857 743	6 780 925
33049920	Antiacne preparations	17 141	142 430	150 198	917 948
33049930	Face or skin creams & lotions other than antiacne preparations	994 843	6 702 072	3 312 051	25 356 145
33049990	Beauty/make up preparat, for the care of the skin (incl sunscreen or sun tan preparations), o.t HS 3304.10.00-3304.99.30	157 467	1 584 315	2 499 253	22 105 059
33051010	Shampoos having antifungal properties	184 559	1 309 546	338 549	2 441 397
33051090	Shampoos not having antifugal properties	822 955	5 831 098	1 830 954	14 675 203
33052000	Preparations for permanent waving or straightening	-	567	-	7 607
33053000	Hair lacquers	-	2 081	-	4 163
33059000	Preparations for use on the hair, other than shampoos, preparations for permanent waving or straightening & hair lacquer	698 550	4 921 899	4 285 381	27 376 227
33061010	Dentifrices in powders forms & pastes for dental prophylaxis	745 019	5 140 120	1 726 593	10 852 310
33061090	Dentifrices, other than in powders forms&pastes for dental prophylaxis	103 641	734 423	219 855	2 677 956
33062000	Yarn used to clean between the teeth (dental floss)	-	406	-	528
33069000	Prep for oral/dental hygiene, incl denture fixative pastes&powders,in individual retail packages,other than dentifrices	32 828	244 792	109 717	736 180
33071000	Preshave, shaving or aftershave preparations	17 988	108 362	44 653	264 446
33072000	Personal deodorants & antiperspirants	162 996	1 081 584	623 681	5 260 494
33073000	Perfumed bath salts & other bath preparations	76	87	769	914
33074110	Agarbatti & other odoriferous prep which operate by burning,Scented powders of a kind used during religious rites	40 978	416 339	27 860	342 084
33074190	Agarbatti& other odoriferous prep which operate by burning, oth scented powders of a kind used during religious rites	99 990	768 852	86 509	678 824
33074910	Room perfuming preparations, whether or not having disinfectant properties	89 304	781 762	505 951	4 438 771
33074990	Deodorising rooms, other than room perfuming preparations, whether or not having disinfectant properties	5 077	56 428	58 372	445 770
33079030	Papers & tissues, impregnated or coated with perfume or cosmetics	38 495	451 430	69 401	1 014 577
33079040	Perfumery or cosmetics, including depilatories, other than HS 3307.10.00-3307.90.31	18 360	235 047	301 906	3 403 516
33079050	Contact lens or artificial eye solutions	-	20	-	1 298
33079090	Perfumery, cosmetic or toilet preparations, other than HS 3307.10.00-3307.90.50	12 210	207 855	70 177	1 146 861
34011140	Medicated soap including disinfectant soap	1 095 348	7 411 964	1 378 761	10 011 708
34011150	Soap for toilet uses including bath soap other than medicated soap	8 243 543	75 637 790	9 325 943	88 939 839
34011160	Organic surface-active prod&prep for toilet use, of felt/nonwovens,impregnated,coated/covered with soap/detergent	11 895	88 971	11 776	141 135

Tabel 3 : Ekspor Indonesia menurut Komoditi (Kode HS 8 digit)

Juni 2019

Kode H S	Uraian golongan barang	Berat bersih (Kg)		Nilai F.O.B. (U S \$)	
		Bulan ini	Kumulatif	Bulan ini	Kumulatif
(1)	(2)	(3)	(4)	(5)	(6)
34011190	Organic surface-active products & preparations for toilet use, other than HS 3401.11.60	776 352	5 133 170	583 437	4 054 622
34011910	Soap&org surf-active products&prep, of felt&nonwovens,impregnated,coated/cover with soap/detergent, not for toilet use	5 760	72 532	10 375	174 869
34011990	Soap&org surf-active prod&prep,form of bars,cakes,moulded pieces/shapes,pap,wadding,oth for toilet use incl med products	3 115 365	29 495 930	1 769 698	16 224 629
34012020	Soap chips	29 141 324	191 314 263	18 996 388	126 528 884
34012091	Soap in other forms of a kind used for flotation deinking of recycled paper, other than soap chips	-	25	-	49
34012099	Soap in other forms, other than soap chips & soap of a kind used for flotation deinking of recycled paper	1 689 709	22 883 438	2 216 058	25 654 605
34013000	Organic surfaceactive products&prep for washing the skin,in the form of liq/cream&put up for retail,contain soap/not	1 016 715	6 227 863	3 512 213	23 316 550
34021110	Sulphated fatty alcohols, whether or not put up for retail sale	1 770 716	10 748 726	2 732 732	16 718 080
34021140	Sulphonated alkylbenzene, whether or not put up for retail sale	1 381 190	9 213 376	1 614 238	10 678 081
34021190	Anionic other than Sulphated fatty alcohols&Sulphonated fatty alcohols including org surf-active agents	1 117 926	7 146 601	1 669 695	9 207 818
34021200	Cationic including organic surfaceactive agents, whether or not put up for retail sale	111 337	1 569 896	176 672	2 139 289
34021310	Hydroxyl-terminated polybutadiene, whether or not put up for retail sale	14 348	119 242	37 550	287 063
34021390	Non-ionic including organic surfaceactive agents, put up for retail sale or not, oth hydroxylterminated polybutadiene	70 626	848 633	121 940	1 367 878
34021910	Organic surf-active agents,of a kind suit for use in fire-ext prep,other than anionic,cationic&non-ionic	30 600	188 124	37 966	243 006
34021990	Organic surf-active agents,other than anionic,cationic&non-ionic&of a kind suit to use in fire-ext prep	759 521	5 086 991	1 365 378	6 821 768
34022014	Surface active preparations put up for retail sale in liquid form	833 329	7 662 423	846 791	8 217 125
34022015	Washing/cleaning preparation,including bleaching,cleansing/degreasing preparations put up for retail sale in liquid form	2 503 886	17 324 971	1 647 083	11 542 605
34022094	Surface active preparations put up for retail sale other than in liquid form	3	64 740	393	56 869
34022095	Washing/cleaning prep,including bleaching,cleansing or degreasing prep put up for retail sale other than in liquid form	7 724 613	55 385 650	6 100 878	47 074 723
34029011	Anionic wetting agents in liquid form	60	80 540	397	130 191
34029012	Anionic washing or cleaning preparations, including bleaching, cleansing or degreasing preparations in liquid form	68 535	588 264	115 438	1 049 156
34029013	Washing/cleaning preparations, including bleaching, cleansing/degreasing prep in liquid form other than anionic prep	34 762	101 313	39 563	93 260
34029014	Anionic surface active preparations in liquid form other than anionic wetting agents and washing preparations	2 564	21 591	4 501	24 870
34029019	Surf active prep, wash prep incl aux wash&clean prep,cont soap/not,in liq form, oth than HS34.01, 3402.90.11-14, retail	108 642	1 214 773	188 022	2 360 917
34029091	Anionic wetting agents not in liquid form	20 840	112 627	40 698	176 974
34029092	Anionic washing or cleaning reparations,including bleaching,cleansing or degreasing preparations not in liquid form	500	3 584	300	7 920
34029093	Washing/cleaning preparations, including bleaching, cleansing/degreasing prep not in liquid form other than anionic prep	536 133	3 576 519	461 838	3 055 296
34029094	Anionic surface active preparations not in liquid form other than anionic wetting agents and washing preparations	44	44	2 200	2 200

Tabel 3 : Ekspor Indonesia menurut Komoditi (Kode HS 8 digit)

Juni 2019

Kode H S	Uraian golongan barang	Berat bersih (Kg)		Nilai F.O.B. (U S \$)	
		Bulan ini	Kumulatif	Bulan ini	Kumulatif
(1)	(2)	(3)	(4)	(5)	(6)
34029099	Surface active prep,wash prep incl aux wash&clean prep,cont soap/not,not in liq form,oth than of 34.01,HS 3402.90.91-.94	216 048	2 000 596	241 924	3 079 617
34031111	Liquid lubricating oil prep, for treatm of textile,or oth material, containing petroleum oil/oil from bituminous mineral	511	21 581	1 131	39 952
34031119	Prep for treatm of textile/oth material,in liquid form,contain petrol oil/oil from bituminous mineral,oth lubricating	3 548	10 803	923	7 740
34031190	Prep for treatm of textile/oth material, contain petrol oil/oil from bituminous mineral, other than in liquid form	2 469	21 788	7 179	50 685
34031911	Lubricating preparations for aircraft engines,contain petroleum oil/oil from bituminous mineral, in liquid form	1	25	69	435
34031919	Lubricate prep cont petrol oil not for treatment textile/leather/furskin/aircraft engine not cont silicone oil in liquid	60	35 880	308	104 270
34031990	Lubricating preparation containing petroleum oil not for treatment textile material/leather/furskins, not in liquid form	2	116 218	6	206 509
34039111	Lubricating preparation contain silicone oil-for treatment of textile/leather/furskins,not contain petrol,in liquid form	64	18 306	800	100 138
34039190	Lubricating prep for treatment of textile/leather/furskins, not contain petrol, other than in liquid form	38 550	235 850	50 671	355 953
34039911	Lubricating preparations for aircraft engines, not contain petroleum oil/oil from bituminous mineral, in liquid form	3	8	154	398
34039912	Lubricating prep contain silicone oil not for treatment of textile/leather/furskins,not contain petrol,in liquid form	-	19 700	-	28 350
34039919	Lubricating prep not cont petrol,not for treatment of textile/leather/furskins/aircraft,not cont silicone oil,in liquid	18 294	50 913	59 895	107 090
34039990	Lubricating preparations,not containing petroleum oil,not for treatment of textile/leather/furskins, not in liquid form	234 646	1 414 001	475 854	2 844 681
34042000	Waxes; artificial and prepared, of poly(oxyethylene) (polyethylene glycol)	-	3 281	-	14 286
34049010	Waxes; artificial and prepared, of lignite chemically modified, other than poly (oxyethylene) (polyethylene glycol)	-	26 770	-	18 594
34049090	Artificial waxes & prepared waxes, other than HS 3404.20.00-3404.90.10	4 286 805	36 172 197	4 018 388	33 579 920
34051000	Polishes, creams & similar preparations for footwear or leather	24 640	299 717	110 737	1 269 499
34052000	Polishes, creams & similar preparations for the maintenance of wooden furniture, floors or other woodwork	43 240	124 960	12 099	86 113
34053000	Polishes & similar preparations for coachwork, other than metal polishes	-	1 648	-	14 150
34054020	Scouring pastes & powders & other scouring preparations, in packaging of a net weight not exceeding 1 kg	6 846	63 383	3 760	35 837
34054090	Scouring pastes & powders & other scouring preparations, in packaging of a net weight exceeding 1 kg	84	11 620	376	35 161
34059010	Metal polishes	344	12 175	140	57 493
34059090	Polishes&creams,scouring pastes&powders&similar preparations,excluding waxes of HS 34.04,oth HS 3405.10.00-3405.90.10	678	21 393	3 486	35 260
34060000	Candles, tapers and the like	140 650	1 114 703	247 961	2 074 151
34070010	Modelling pastes, including those put up for childrenÆs amusement	-	6 000	-	7 948
34070020	Prep known as dental wax/dental impression compounds,in set,for retail/in plate,horseshoe shapes,stick/similar forms	-	6 253	-	20 662
34070030	Preparations for use in dentistry, with a basis of plaster (of calcined gypsum or calcium sulphate)	-	111	-	3 078
35022000	Milk albumin, including concentrates of two or more whey proteins	2 566	3 336	205	692

Tabel 3 : Ekspor Indonesia menurut Komoditi (Kode HS 8 digit)

Juni 2019

Kode H S	Uraian golongan barang	Berat bersih (Kg)		Nilai F.O.B. (U S \$)	
		Bulan ini	Kumulatif	Bulan ini	Kumulatif
(1)	(2)	(3)	(4)	(5)	(6)
35030019	Glues; other than fish glue	221	8 602	927	12 088
35030041	Gelatin & gelatin derivatives in powder form with a bloating level of A250 or B230 or higher on the Bloom scale	-	1 575	-	11 246
35040000	Peptones & their deriv, oth protein substances & their deriv,not specified or included,hide powder,chromed or not.	0	760	120	34 977
35051010	Dextrins, soluble or roasted starches	200	75 989	1 382	63 419
35051090	Dextrins, other than soluble or roasted starches	499 250	2 905 755	616 499	3 238 355
35052000	Glues, based on starches, or on dextrins or other modified starches	24	3 253	685	46 696
35061000	Products suitable for use as glues or adhesives, put up for retail sale as glues or adhesives, net weight <= 1 kg	153 569	1 080 402	1 051 778	7 241 826
35069100	Adhesives based on polymers of headings 39.01 to 39.13 or on rubber	651 191	4 882 364	1 601 364	11 854 978
35069900	Glues and other adhesives; prepared, n.e.c. in heading no. 3506, not exceeding a net weight of 1kg	231 315	1 300 791	458 692	2 920 870
35079000	Enzymes; other than rennet & concentrates thereof	34 736	310 171	480 954	2 656 831
36010000	Propellent powders	-	24	-	293
36020000	Prepared explosives, other than propellent powders	-	37 500	-	192 000
36030010	Semifuses, elemented caps, signal tubes	3	365	787	21 006
36030090	Safety fuses; other than semifuses, elemented caps, signal tubes, safety fuses, detonating fuses	-	832	-	595
36041000	Fireworks	305	305	4 950	4 950
36049020	Miniature pyrotechnic munitions & percussion caps for toys	-	4	-	1 477
36049030	Signalling flares or rockets	1	36	33	1 231
36049090	Pyrotechnic products; n.e.c. in heading 36.04	-	25 951	-	83 961
36050000	Matches, other than pyrotechnic articles of heading 36.04	546 943	3 518 724	729 228	4 701 814
36061000	Liquid/liquefied-gas fuels in containers, used for filling/refilling cigarette/similar lighters&of a capacity <= 300 cm3	1	69	55	130
37011000	Photographic plates&film; for x-ray, in the flat, sensitised, unexposed, of any material oth paper, paperboard/textiles	27	165	350	5 747
37012000	Photographic plates and film; Instant print film	-	1 158	-	58 110
37013000	Photographic plates and film; in the flat, sensitised, unexposed, with any side exceeding 225mm	2	906	774	15 753
37019110	For colour photography (polychrome) of a kind suitable for use in the printing industry	54	69	1 801	3 116
37019190	For colour photography (polychrome) not suitable for use in the printing industry	-	0	-	36
37019990	Photographic plates and film in the flat, oth colour photography, not suitable for use in the printing industry	-	24 008	-	427
37021000	Photographic film; for x-rays, in rolls, sensitised and unexposed (other than of paper, paperboard or textiles)	-	26	-	802
37023900	Photographic film in rolls without perforations, of a width not exceeding 105 mm, n.e.c HS 3702.31 & HS 3702.32.00	-	6	-	279
37025290	Photographic film in rolls, for colour photography (polychrome), width <= 16 mm, not suitable for use in cinematography	24	24	300	300
37025490	Photo film in roll,for col photo,w>16mm but<=35mm,l<=30 m,oth(for slide,use in medic,surgical,dent/vet,sci/in print ind)	-	4	-	596
37031090	Photographic paper,paperboard & textiles,sensitised,unexposed n rolls of a width > 610 mm but exceeding 1,000 mm	93	661	471	1 336
37032000	Photographic paper,paperboard & textiles,sensitised,unexposed, for colour photography (polychrome)	-	89	-	33
37039000	Photographic paper, paperboard & textiles; (for o.t colour photography&in rolls of a width >610mm), sensitised,unexposed	1 335	4 139	1 024	6 974
37040010	X-ray plates or film	1	286	84	5 755

Tabel 3 : Ekspor Indonesia menurut Komoditi (Kode HS 8 digit)

Juni 2019

Kode H S	Uraian golongan barang	Berat bersih (Kg)		Nilai F.O.B. (U S \$)	
		Bulan ini	Kumulatif	Bulan ini	Kumulatif
(1)	(2)	(3)	(4)	(5)	(6)
37040090	Photographic plates, film, paper, paperboard & textiles, exposed but not developed, other than X-ray plates or film	1	1	4	4
37050020	Microfilm	-	36	-	15 293
37050090	Photographic plates & film, exposed & developed, other than cinematographic film, other than X-ray & microfilm	1	1	30	30
37069090	Cinematographic film, exposed & developed of a width less than 35 mm, n.e.c HS 3706.90.10 - 3706.90.40	2	14	112	917
37071000	Sensitising emulsions	-	1	-	27
37079010	Flashlight materials	1	1	28	28
37079090	Chemical preparations for photographic uses; other than flashlight materials not sensitising emulsions	1 904	22 655	39 086	316 519
38011000	Artificial graphite	73 500	266 857	12 532	79 379
38019000	Preparations based on graphite/other carbon,blocks,plates/oth semi-manufactures,Oth than HS 38011000-38013000	0	127	9	18 251
38021000	Activated carbon	1 918 559	14 548 758	2 993 534	23 958 185
38029010	Activated bauxite	1	1	5	5
38029020	Activated clays or activated earths	8 630 200	76 083 210	2 506 621	19 478 540
38029090	Activated carbon,animal black, including spent animal black, o.t activated bauxite, activated clays or activated earths	464 580	5 687 400	56 178	904 355
38030000	Tall oil, whether or not refined.	-	670	-	4 848
38040090	Resid lyes from the manufact of wood pulp,Oth than concentrate sulphite lye&Calc lignin sulphonat binder	-	11 075	-	22 149
38051000	Gum, wood or sulphate turpentine oils	912 810	7 440 160	3 870 556	31 681 997
38059000	Terpenic oil;produce treatment coniferous wood, crude dipentene, sulphite turpentine&oth crude para-cymene,nec head 3805	16 008	203 631	18 433	719 129
38061000	Rosin & resin acids	5 100 450	35 340 358	5 058 361	35 961 189
38063090	Ester gums other than in blocks	39 000	81 427	61 375	132 908
38069090	Rosin spirit and rosin oils, n.e.c. HS 3806.10.00-3806.90.10, rum gums other than in blokcks	-	53 103	-	106 107
38070000	Wood of (tar; tar oils; creosote; naphtha); vegetable; brewers'(pitch) & similar preparations based on rosin, resin acid	104	7 670	501	13 344
38085290	DDT, in packing w<=300 g, o.t wood preservatives, being preparations oth than surface coatings, cont insecticid/fungicid	35 905	226 160	39 014	303 069
38085910	Insecticides	2 581	457 424	10 905	432 466
38085921	Fungicides, in aerosol containers	4 513	240 393	8 484	649 337
38085929	Fungicides, other than in aerosol containers	-	204	-	172
38085931	Herbicides, in aerosol containers	-	450	-	300
38085939	Herbicides,other than in aerosol containers	-	79	-	199
38085940	Herbicides, Antisprouting products	-	540	-	1 340
38085950	Herbicides, Plantgrowth regulators	490	17 475	350	9 570
38085960	Herbicides, Disinfectants	37 709	460 897	72 696	821 160
38086110	Goods specified in Subhead Note 2 to this Chap,Mosquito repellent coils,in packings of a net weight content <= 300 g	-	70 727	-	65 353
38086120	Goods specified in Subhead Note 2 to this Chap,Mosquito repellent mats, in packings of a net weight content <= 300 g	5 643	65 194	120 427	1 418 254
38086130	Goods specified in Subhead Note 2 to this Chap,In aerosol cans, in packings of a net weight content <= 300 g	742	30 534	2 014	110 019
38086190	Good specifd in Subhead Note 2 to this Chapt,in packing of a net weight <= 300 g, n.e.c. HS 3808.61.10 - 3808.61.50	1 172	88 358	1 002	930 643
38086210	Powder for moulding into mosquito coils,in packings of a net weight content exceeding 300 g but not exceeding 7.5kg,	-	1	-	9
38086220	Mosquito repellent coils, in packings of a net weight content exceeding 300 g but not exceeding 7.5 kg	83 028	412 833	83 294	432 533
38086230	Mosquito repellent mats, in packings of a net weight content exceeding 300 g but not exceeding 7.5 kg	75	75	529	529

Tabel 3 : Ekspor Indonesia menurut Komoditi (Kode HS 8 digit)

Juni 2019

Kode H S	Uraian golongan barang	Berat bersih (Kg)		Nilai F.O.B. (U S \$)	
		Bulan ini	Kumulatif	Bulan ini	Kumulatif
(1)	(2)	(3)	(4)	(5)	(6)
38086240	Aerosol cans, in packings of a net weight content exceeding 300 g but not exceeding 7.5 kg	136 770	441 803	353 268	1 146 791
38086250	Liquid form, in packings of a net weight content exceeding 300 g but not exceeding 7.5 kg	6 644	87 590	54 296	820 590
38086290	Good specifd in Subhead Note 2 this Chapt,packings of a net weight content >300g but<=7.5kg,Oththan HS38086210-38086250	42 094	331 908	428 139	3 505 582
38086990	Moulding into mosquito coils other than powder, in packings of a net weight content > 7.5 kg	30 720	315 653	228 491	1 945 909
38089120	Insecticides; other than containing goods specified in Subhead Notes 1 & 2; powder for moulding into mosquito coil	455 730	1 323 609	592 538	2 485 456
38089130	Insecticides; other than containing goods specified in Subheading Notes 1 & 2 to this Chapter; In aerosol containers	43 655	161 204	212 414	589 184
38089140	Insecticides; other than containing goods specified in Subheading Notes 1 & 2 to this Chapter; Mosquito repellent coils	1 566 769	9 687 469	1 918 860	11 648 591
38089150	Insecticides; other than containing goods specified in Subheading Notes 1 & 2 to this Chapter; Mosquito repellent mats	11 015	56 009	107 041	603 626
38089190	Insecticides; other than containing goods specified in Subheading Notes 1 & 2 to this Chapter; n.e.c. HS 380891.10-50	1 494 136	7 818 263	7 113 767	51 914 053
38089219	Fungicides; oth than contain goods spec in Subhead Note 1 to this Chapter;In aerosol contain; with Validamycin > 3 %	31 440	676 010	261 224	4 723 093
38089290	Fungicides; oth than contain goods spec in Subhead Note 1 to this Chapter; n.e.c. HS 3808.92.11-3808.92.19	23 475	554 802	114 086	7 511 416
38089319	Herbicides; oth than containing goods specified in Subheading Notes 1&2 to this Chapter; oth than In aerosol containers	158 451	1 956 185	1 870 377	24 242 884
38089330	Herbicides; oth than containing goods specified in Subheading Notes 1&2 to this Chapter; Plant-growth regulators	7 551	42 683	104 394	427 222
38089490	Disinfectants; other than contain mix of coal tar acid&alkalis, other than in aerosol containers	-	2 165	-	2 641
38089910	Wood preservatives, containing insecticides or fungicides	180	24 270	150	227 843
38089990	Rodenticide & oth similar prod; o.t contain good, n.e.c. HS 3808.52.10-3808.99.10	225 330	2 416 890	629 902	5 846 277
38099110	Base of amylaceous substances, of kind used in the textile or like industries, softening agents	119 601	1 060 163	182 860	1 251 612
38099190	Base of amylaceous substances, of kind used in the textile or like industries, other than softening agents	925 761	6 812 936	1 353 569	10 160 302
38099200	Base of amylaceous substances, of kind used in the paper or like industries, other than softening agents	528 136	5 706 988	474 645	4 807 707
38099300	Finishing agent&dye carrier; to accelerate dyeing/fixing dye-stuff, oth prod&preparation, used in leather/like industry	16 915	194 108	27 314	309 955
38109000	Fluxes&oth auxiliary preparation; for soldering, brazing/welding, or prep use as cores/coat for welding electrodes/rods	99 040	449 240	80 808	645 325
38111900	Anti-knock preparations; other than those based on lead compounds	49 577	566 604	106 874	1 293 630
38112110	Lubricating oil additives; containing petroleum oils or oils obtained from bituminous minerals, put up for retail sale	-	6 666	-	63 154
38112190	Lubricating oil additives; containing petroleum oils or oils obtained from bituminous minerals, not for retail sale	8 798	82 209	28 696	276 475
38112900	Lubricating oil additiives; not containing petroleum oils or oils obtained from bituminous minerals	2 544	99 902	10 080	339 858
38119010	Oxidation and gum inhibitors, viscosity improvers, anti-corrosive preparation, rust preventatives or corrosion inhibitor	7 615	200 202	6 369	380 846
38119090	Oxidation&gum inhibitor, viscosity improver, anti-corrosive prep, oth prep additive mineral oil/liquid, nec in head 3811	3 456	103 775	64 823	394 080

Tabel 3 : Ekspor Indonesia menurut Komoditi (Kode HS 8 digit)

Juni 2019

Kode H S	Uraian golongan barang	Berat bersih (Kg)		Nilai F.O.B. (U S \$)	
		Bulan ini	Kumulatif	Bulan ini	Kumulatif
(1)	(2)	(3)	(4)	(5)	(6)
38121000	Rubber accelerators; prepared	33 100	222 200	64 966	501 575
38122000	Plasticisers, compound; for rubber or plastics	50	46 727	144	62 481
38123100	Anti-oxidise prepar&oth compound stabiliser;for rubber/plastic, mix of oligomer of 2,2,4-trimethyl-1,2-dihydroquinoline	-	120 001	-	121 345
38123900	Anti-oxidising preparations and other compound stabilisers; for rubber or plastics, other than 3812.31.00	264 242	2 790 641	1 351 069	12 994 473
38130000	Fire-extinguishers; preparations and charges and charged fire-extinguishing grenades	15	20 033	1 750	152 281
38140000	Organic composite solvents & thinners, not elsewhere specified or included, prepared paint or varnish removers.	70 880	452 710	151 139	1 140 358
38151100	Catalyst,support;reaction initiator/accelerator&catalytic prep,with nickel/nickel compound as the active substance	14 800	339 100	37 363	595 003
38151200	Catalyst,support;reaction initiator/accelerator&catalytic prep,with precious metal or compounds as the active substance	29 781	86 097	3 421 303	15 142 497
38151900	The supported catalysts, other than HS 3815.11.00 - 3815.12.00	44	322 359	812	381 480
38159000	Reaction initiators, reaction accelerators and catalytic preparations, unsupported, n.e.c. or included	68 854	1 103 566	455 625	3 777 016
38160010	Refractory cements, other than products of heading no. 3801	119 915	511 947	160 001	820 424
38160090	Mortars, concretes & similar compositions, other than products of heading 38.01.	23 003	374 584	13 593	110 724
38170000	Mixed alkylbenzenes & mixed alkyl naphthalenes, other than those of heading 27.07 or 29.02.	3 810 334	10 083 448	4 163 512	11 064 816
38180000	Chemical elementsDopedFor use in electronics, inDiscsForm, wafer/similarForm, chemicalCompoundDopedFor use in electronic	10 630	73 018	2 804 213	18 073 033
38190000	Hydraulic brake fluid&oth prep liquid hydraulic transmission nor contain<=70% weight petrol oil/obtain bitumin mineral	87 502	244 038	120 156	327 248
38200000	Anti-freezing preparations & prepared de-icing fluids.	204 487	1 070 786	387 849	1 673 760
38210010	Prepared culture media for the development of microorganisms	-	226	-	95 590
38210090	Prepared culture media for the development of plant, human or animal cells	-	19 193	-	39 382
38220010	Plates, sheets, film, foil & strip of plastics impregnated or coated with diagnostic reagents or laboratory	20	186	8 332	23 129
38220020	Paperboard, cellulose wadding & web of cellulose fibres impregnated or coated with diagnostic reagents or laboratory	381	646	4 327	7 305
38220030	Sterilisation indicator strips & tapes	780	794	2 909	13 704
38220090	Diagnostic/laboratory reagents on a backing prepared diagnostic/laboratory reagents, n.e.c. HS 3822.00.10 - 3822.00.30	37 600	81 460	310 928	424 900
38231100	Industrial monocarboxylic fatty acids, acid oils from refining: stearic acid	41 186 491	296 935 466	26 187 875	195 043 596
38231200	Industrial monocarboxylic fatty acids, acid oils from refining: oleic acid	7 458 349	41 030 065	5 367 258	29 948 964
38231300	Industrial monocarboxylic fatty acids, acid oils from refining: Tall oil fatty acids	-	7 620	-	15 627
38231910	Industrial monocarboxylic fatty acids: acid oils from refining	24 053 845	138 039 379	13 557 230	78 981 598
38231920	Industrial monocarboxylic fatty acids: palm fatty acid distillate	178 423 399	1 006 675 289	91 995 398	474 795 364
38231930	Industrial monocarboxylic fatty acids: palm kernel fatty acid distillate	4 309 868	38 697 690	2 014 888	20 425 180
38231990	Industrial monocarboxylic fatty acids, acid oils from refining, other than HS 3823.11.00 - 3823.19.30	51 624 033	342 779 137	34 359 067	239 957 551
38237010	Industrial fatty alcohols, in the form of wax	601 464	3 216 116	693 561	3 782 087
38237090	Industrial fatty alcohols other than in the form of wax	44 039 920	257 816 216	46 179 654	292 590 982
38241000	Prepared binders for foundry moulds or cores	102 332	1 017 596	92 835	797 799
38244000	Prepared additives for cements, mortars or concretes	650 398	5 953 388	656 200	4 210 855
38245000	Non-refractory mortars & concretes	74 767	711 594	22 910	388 092

Tabel 3 : Ekspor Indonesia menurut Komoditi (Kode HS 8 digit)

Juni 2019

Kode H S	Uraian golongan barang	Berat bersih (Kg)		Nilai F.O.B. (U S \$)	
		Bulan ini	Kumulatif	Bulan ini	Kumulatif
(1)	(2)	(3)	(4)	(5)	(6)
38246000	Sorbitol other than that of subheading 2905.44	2 697 260	21 014 200	1 453 991	11 515 653
38247190	Mix halogenated drvt;CFCs whtr/not HCFs,PFCs,HFCs;trnsformer&circuit breaker oils>=70% petroleum/oils bituminous mineral	2 500	12 924	33 573	62 928
38247300	Mixtures containing halogenated derivatives of methane, ethane or propane, containing hidrobromofluorokarbon (HBFC)	-	10	-	138
38247490	Mix halogenated drvtv;HCFCs,whthr/not PFCs,not CFCs;transformer&circuit breaker oils,>70% petroleum/of oils bituminous	1	1	5	5
38247900	Mixtures containing halogenated derivatives of methane, ethane or propane; n.e.c. HS 3824.71 - 3824.78	1	3	33	66
38248200	Goods specified in Subheading Note 3 to this Chapter, containing PCBs, PCTs or polybrominated biphenyls (PBBs)	290	1 075	96 069	429 287
38249100	Mixtures & preparations consisting mainly of methyl methyl methylphosphonate & bis methylphosphonate	-	14 115	-	49 121
38249910	Ink removers, stencil correctors, other correcting fluids & correction tapes(o.t head 96.12), packings for retail sale	4 900	22 450	119 086	604 801
38249930	Copying pastes with a basis of gelatin, whether presented in bulk/ ready for use (i.e: on a paper or textile backing)	-	10 768	-	24 091
38249940	Chemical products & preparations of the chemical or allied industries; composite inorganic solvents	47 946	490 356	193 309	1 535 427
38249950	Chemical products & preparations of the chemical or allied industries; acetone oil	16 590	123 785	19 814	141 462
38249960	Chemical products &preparations of the chemical or allied industries; chemical preparations contain monosodium glutamate	428 400	2 090 689	729 843	3 667 373
38249970	Chemical product&prep of the chemical/allied industries; other chemical prep, of used in the manufacture of foodstuff	572 330	3 269 072	1 288 779	8 077 668
38249991	Chemical products &preparations of chemical/allied industries; naphthenic acids,their water insoluble salts&their esters	15 619 007	83 879 555	11 221 198	64 207 620
38249999	Prepared binders for foundry moulds/cores;chemical product&prep of chemical/allied industry;o.t HS 3824.10.00-3824.99.91	1 978 244	9 449 530	938 348	5 068 446
38252000	Residual products of the chemical or allied industries, not elsewhere specified or included: sewage sludge	-	6 350	-	1 320
38253010	Clinical waste: syringes, needles, cannulae & the like	-	20	-	2
38256900	Residual products ; other wastes from chemical or allied industries; other than mainly containing organic constituents	-	20 314 530	-	128 560
38259000	Residual products of the chemical/allied industries, not elsewhere specified/included; n.e.c. HS 3825.10.00 - 3825.69.00	-	752 100	-	1 561
38260021	Biodiesel, not containing petroleum oil; Palm Methyl Ester, with ester alkyl content >=96.5 % but < 98 %	23 999 892	66 415 514	14 474 576	40 487 828
38260022	Biodiesel, not containing petroleum oil; Palm Methyl Ester with ester alkyl content > 98 %	95 841 807	554 952 416	58 589 437	337 380 223
38260090	Biodiesel & mixtures thereof, containing <70 % by weight of petroleum oils or oils obtained from bituminous minerals.	1 333 310	25 347 125	505 179	13 393 656
39011012	Ethylene polymers,polyethylene w/ specific gravity of < 0.94,in liquid/paste form,Linear LowDensity Polyethylene (LLDPE)	546 000	3 485 500	403 260	2 564 865
39011019	Ethylene polymers,polyethylene w/ specific gravity of<0.94,in liquid/paste form,oth Linear Low-Density Polyethylene	258 425	1 557 056	543 453	3 237 776
39011092	Ethylene polymers,polyethylene w/ specific gravity of<0.94,oth in liquid/paste form,Linear Low-Density Polyethylene	1 073 750	14 405 024	1 073 591	14 296 362

Tabel 3 : Ekspor Indonesia menurut Komoditi (Kode HS 8 digit)

Juni 2019

Kode H S	Uraian golongan barang	Berat bersih (Kg)		Nilai F.O.B. (U S \$)	
		Bulan ini	Kumulatif	Bulan ini	Kumulatif
(1)	(2)	(3)	(4)	(5)	(6)
39011099	Ethylene polymers,polyethylene w/ specific gravity of<0.94,oth in liquid/paste form,oth Linear Low-Density Polyethylene	363 025	3 202 635	324 184	2 471 284
39012000	Ethylene polymers; in primary forms, polyethylene having a specific gravity of 0.94 or more	4 207 760	30 388 220	4 438 017	31 662 698
39013000	Ethylene polymers; in primary forms, Ethylene-vinyl acetate copolymers	140 247	661 034	251 459	1 040 411
39014000	Ethylene polymers; in primary forms, Ethylene-alpha-olefin copolymers, having a specific gravity of less than 0.94	7 863 530	48 943 020	5 046 893	32 627 746
39019040	Ethylene polymers; in primary forms, other than 3901.10 - 3901.40, in dispersion	-	27 000	-	21 600
39019090	Ethylene polymers; in primary forms, other than 3901.10 - 3901.40, other than in dispersion	3 425 838	21 354 696	2 586 944	14 619 634
39021030	Propylene, other olefin polymers, polypropylene in primary forms, in dispersion	-	1	-	5
39021040	Propylene, other olefin polymers,polypropylene in primary forms,in granules, pellets, beads, flakes, chips&similar forms	257 091	3 332 088	482 761	5 233 533
39021090	Propylene, other olefin polymers, polypropylene in primary forms, other than HS 3902.10.30 - 3902.10.40	1 102 113	10 561 435	745 515	7 543 428
39022000	Propylene, other olefin polymers, Polyisobutylene, in primary forms	-	490	-	1 835
39023030	Propylene, other olefin polymers, Propylene copolymers, in the form of liquids or pastes	82	299	553	1 385
39023090	Propylene, other olefin polymers, Propylene copolymers, other than in the form of liquids or pastes	707 876	6 622 602	697 746	6 063 808
39029010	Propylene, oth olefin polymers, oth HS 3902.10 - 3902.30, chlorinated polypropylene suitable in printing ink formulation	644	644	6 785	6 785
39029090	Propylene,oth olefin polymers,oth HS 3902.10-3902.30,oth chlorinated polypropylene suitable in printing ink formulation	59 960	281 076	59 375	397 264
39031110	Styrene polymers, expansible polystyrene, in primary forms, in the form of granules	1 225	34 878	4 500	67 745
39031190	Styrene polymers, expansible polystyrene, in primary forms, other than in the form of granules	10	5 503	38	14 685
39031910	Styrene polymers, other than expansible polystyrene, in primary forms, in dispersion	460 920	3 403 767	223 804	1 816 005
39031920	Styrene polymers, oth than expansible polystyrene,in primary forms,in granules,pellets,beads,flakes,chips&similar forms	12 153	112 414	32 327	91 929
39031990	Styrene polymers, other than expansible polystyrene, in primary forms, other than HS 3903.19.10 - 3903.19.20	630 100	4 924 871	535 354	4 734 570
39032090	Styrene polymers, styrene-acrylonitrile (SAN) copolymers, in primary forms, other than in aqueous& non-aqueous dispersion	-	12 732	-	37 937
39033040	Styrene polymers, acrylonitrile-butadiene-styrene (ABS) copolymers, in primary forms, in aqueous dispersion	7 800	107 850	9 758	149 106
39033060	Styrene polymers, acrylonitrile-butadiene-styrene (ABS) copolymers, in primary forms, in the form of granules	-	4 780	-	15 992
39033090	Styrene polymers,acrylonitrile-butadiene-styrene (ABS) copolymers, in primary forms,other than HS 3903.30.40-3903.30.60	974 677	8 878 678	756 409	5 320 297
39039030	Styrene polymers, in primary forms, other than HS 3903.11.10 - 3903.30.90, in dispersion	485 775	4 656 197	514 825	5 276 861
39039091	Styrene polymers,in primary forms,oth thn HS 3903.11.10-3903.30.90,Impact Polystyrene of notched izod impact 23°C<80 J/m	700	28 815	1 986	29 960
39039099	Styrene polymers,in primary forms,oth HS 3903.11.10-3903.30.90,impact Polystyrene of notched izod impact at 23°C>=80 J/m	1 520 262	10 201 215	1 849 598	11 692 748
39041010	Poly(vinyl chloride), not mixed with any other substances ,homopolymers, suspension type	17 180 840	92 119 360	13 795 698	74 954 410

Tabel 3 : Ekspor Indonesia menurut Komoditi (Kode HS 8 digit)

Juni 2019

Kode H S	Uraian golongan barang	Berat bersih (Kg)		Nilai F.O.B. (U S \$)	
		Bulan ini	Kumulatif	Bulan ini	Kumulatif
(1)	(2)	(3)	(4)	(5)	(6)
39041092	Poly(vinyl chloride), not mixed with any other substances, oth thn homopolymers suspension type, in the form of powder	2 508 500	5 892 000	2 183 493	5 172 404
39041099	Poly(vinyl chloride),not mixed with any oth substances,oth homopolymers suspension type,oth in the granules/powder form	1 932 500	12 309 383	1 550 450	9 977 885
39042190	Non-plasticised poly(vinyl chloride), in primary forms, mixed with other substances,other in the form of granules/powder	-	20 575	-	6 584
39042210	Plasticised poly(vinyl chloride), in primary forms, mixed with other substances, in dispersion	4	4	9	9
39042220	Plasticised poly(vinyl chloride), in primary forms, mixed with other substances, in the form of granules	276 500	2 336 782	443 789	3 573 423
39042290	Plasticised poly(vinyl chloride),in primary forms,mixed w/ oth substances,oth in the form of dispersion/granules/powder	20 974	228 231	34 723	282 860
39043020	Vinyl chloride-vinyl acetate copolymers, in primary forms, in the form of powder	-	25	-	170
39043090	Vinyl chloride-vinyl acetate copolymers, in primary forms, other in the form of granules/powder	-	26 000	-	41 790
39044090	Vinyl chloride copolymers, in primary forms n.e.c. in heading no. 3904, other than in the form of granules/powder	-	2 000	-	8 182
39045050	Vinylidene chloride polymers,in primary forms, in the form of granules	-	19 175	-	121 243
39046190	Halogenated olefin polymers,fluoro-polymers,polytetrafluoroethylene,in primary forms,oth thn in form of granules/powder	1 205	1 216	24 273	24 701
39049050	Vinyl chloride, other halogenated olefin polymers, n.e.c. in heading no. 3904, in the form of powder	-	120	-	547
39049090	Vinyl chloride, oth halogenated olefin polymers, n.e.c. in heading no.3904,oth thn in form of dispersion/granules/powder	25	538 230	158	365 264
39051200	Poly(vinyl acetate), in aqueous dispersion, in primary forms	301 374	2 125 439	417 873	2 773 715
39051910	Poly(vinyl acetate), other than in aqueous dispersion, in primary forms, in the form of liquids or pastes	-	19 340	-	26 037
39051990	Poly(vinyl acetate), other than in aqueous dispersion, in primary forms, other than in the form of liquids or pastes	17 600	164 542	32 172	317 384
39052100	Vinyl acetate copolymers, in aqueous dispersion, in primary forms	48 250	205 005	46 436	208 946
39053010	Poly(vinyl alcohol), whether or not containing unhydrolysed acetate groups , in dispersion	8 832	39 272	7 747	34 176
39053090	Poly(vinyl alcohol), whether or not containing unhydrolysed acetate groups, other than in dispersion	85	8 087	887	10 309
39059920	Vinyl (acetate/ester polymers/polymers),n.e.c. in HS 3905,in primary forms,oth copolymers,in non-aqueous dispersion	-	12 000	-	41 040
39059990	Vinyl (acetate/ester polymers/polymers),n.e.c. in HS 3905,in primary forms,oth copolymers,oth HS 3905.99.10-3905.99.20	1	570	784	14 610
39061010	Acrylic polymers, poly(methyl methacrylate), in primary forms, in dispersion	408 000	2 845 100	421 805	2 965 770
39061090	Acrylic polymers, poly(methyl methacrylate), in primary forms, other than in dispersion	92 101	1 218 944	124 436	1 809 229
39069020	Acrylic polymers, other than poly(methyl methacrylate), in primary forms, in dispersion	2 180 175	21 174 956	2 566 844	25 148 410
39069092	Acrylic polymers, other than poly(methyl methacrylate), in primary forms, sodium polyacrylate other than in dispersion	1 362 809	9 139 885	1 707 634	12 236 036
39069099	Acrylic polymers, oth thn poly(methyl methacrylate),in primary forms,oth thn sodium polyacrylate, oth thn in dispersion	1 063 979	7 319 525	1 534 872	11 494 868
39071000	Polyacetals, in primary forms	490	484 164	1 799	533 313
39072010	Polytetramethylene ether glycol, in primary forms	73 050	298 493	77 315	362 885

Tabel 3 : Ekspor Indonesia menurut Komoditi (Kode HS 8 digit)

Juni 2019

Kode H S	Uraian golongan barang	Berat bersih (Kg)		Nilai F.O.B. (U S \$)	
		Bulan ini	Kumulatif	Bulan ini	Kumulatif
(1)	(2)	(3)	(4)	(5)	(6)
39072090	Other polyethers, in primary forms, other than polytetramethylene ether glycol	182 858	651 372	178 586	993 121
39073020	Epoxide resins, in primary forms, of a kind used for coating, in powder form	47 600	364 676	57 520	491 885
39073030	Epoxide resins, in primary forms, in the form of liquids or pastes	50 471	546 191	28 985	323 783
39073090	Epoxide resins, in primary forms, other than of a kind used for coating in powder form, other than in liquids/pastes form	178 695	812 058	259 048	1 910 541
39074000	Polycarbonates, in primary forms	371 925	1 388 552	312 642	1 567 400
39075010	Alkyd resins, in primary forms, in the form of liquids or pastes	767 000	4 946 636	1 025 821	6 420 051
39075090	Alkyd resins, in primary forms, other than in the form of liquids or pastes	322 080	2 372 777	422 913	3 340 937
39076100	Poly(ethylene terephthalate), in primary forms, having a viscosity of 78ml/g or higher	15 745 795	93 732 229	17 570 442	108 884 307
39076910	Poly(ethylene terephthalate), in primary forms, having a viscosity of less than 78ml/g, in the form granules	1 176 150	9 283 383	623 092	5 694 545
39076990	Poly(ethylene terephthalate), in primary forms, having a viscosity of less than 78ml/g, other than in the form granules	6 535 584	70 370 684	5 404 070	60 256 036
39077000	Poly(lactic acid), in primary forms	-	335	-	5 411
39079120	Polyesters, n.e.c. in heading no. 3907, unsaturated, in primary forms, granules & similar forms	-	102 500	-	101 666
39079130	Polyesters, n.e.c. in heading no. 3907, unsaturated, in primary forms, in the form of liquids or pastes	180 000	1 085 300	252 000	1 532 451
39079190	Polyesters, n.e.c. in HS 3907, unsaturated, in primary forms, other than granules & similar forms, other than in the form of liquids/pastes	85 077	1 019 845	143 081	1 533 857
39079940	Polyester, n.e.c. in heading no. 3907, saturated, in primary forms, of a kind used for coating, in powder form	15 923	134 018	50 934	459 491
39079990	Polyesters, n.e.c. in heading no. 3907, saturated, in primary forms, other than of a kind used for coating in powder form	1 664 089	14 060 389	1 833 451	16 002 648
39081010	Polyamide-6, in primary forms	430 014	4 800 084	621 163	7 714 587
39081090	Polyamide-11, -12, -6,6, -6,9, -6,10 or -6,12, in primary forms	65 509	1 586 344	104 725	1 939 483
39089000	Polyamides, other than Polyamide-6, -11, -12, -6,6, -6,9, -6,10 or -6,12; in primary forms	191 409	833 339	170 749	840 404
39091010	Urea resins, thiourea resins, in primary forms, moulding compounds	16 000	32 536	25 652	76 750
39091090	Urea resins, thiourea resins, in primary forms, other than moulding compounds	361 850	4 672 082	287 927	3 308 217
39092010	Melamine resins, in primary forms, moulding compounds	40 085	291 288	71 741	544 798
39092090	Melamine resins, in primary forms, other than moulding compounds	161 474	916 530	246 118	1 352 020
39093100	Poly(methylene phenyl isocyanate) (crude MDI, polymeric MDI), in primary forms	228 590	1 021 700	510 714	2 463 838
39093999	Amino-resins, in primary forms, other than HS 3909.10.10-3909.39.91	5 233	29 928	6 950	40 292
39094010	Phenolic resins, in primary forms, moulding compounds other than phenol formaldehyde	-	5 629	-	20 767
39094090	Phenolic resins, in primary forms, other than moulding compounds other than phenol formaldehyde	362 092	3 008 759	676 738	6 161 324
39095000	Polyurethanes, in primary forms	276 963	1 338 556	821 836	3 712 243
39100020	Silicones, in primary forms, in dispersion & in solutions	22 306	345 985	58 788	637 882
39100090	Silicones, in primary forms, other than in dispersion & in solutions	424 872	2 891 037	711 558	4 658 484
39111000	Petroleum resins, coumarone, indene or coumarone-indene resins and polyterpenes, in primary forms	-	44 329	-	126 673
39119000	Polysulphides, polysulphones & other products spec. in Note 3 this Chapter, not elsewhere specified/included, in primary forms	36 293	368 795	57 246	632 662
39121200	Cellulose acetates, plasticised, in primary forms	3	3	4	4

Tabel 3 : Ekspor Indonesia menurut Komoditi (Kode HS 8 digit)

Juni 2019

Kode H S	Uraian golongan barang	Berat bersih (Kg)		Nilai F.O.B. (U S \$)	
		Bulan ini	Kumulatif	Bulan ini	Kumulatif
(1)	(2)	(3)	(4)	(5)	(6)
39122011	Cellulose nitrates (including collodions), in primary forms, non-plasticised, water-based semi-finished nitrocellulose	44	331	46	442
39122019	Cellulose nitrates (including collodions), in primary forms, non-plasticised, oth water-based semi-finished nitrocellulose	61 990	402 632	126 376	901 083
39123100	Cellulose ethers, carboxymethylcellulose and its salts, in primary forms	2 000	46 146	16 848	172 206
39123900	Cellulose ethers, in primary forms, other than carboxymethylcellulose and its salts	-	12 683	-	113 315
39129020	Cellulose and its chemical derivatives, in primary forms, in the form of granules, other than HS 3912.11-3912.39	-	111	-	528
39129090	Cellulose&its chemical derivatives, in primary forms, other than in the form of granules, other than HS 3912.11-3912.39	738	6 971	952	38 747
39131000	Alginic acid, its salts & esters, in primary forms	146	146	526	526
39139010	Hardened proteins, in primary forms	0	0	5	5
39139020	Chemical derivatives of natural rubber, in primary forms	-	8	-	4
39139030	Starch-based polymers, in primary forms	10 500	30 115	23 500	75 939
39139090	Natural polymers & modified natural polymers, in primary forms, other than HS 3913.10.00-3913.90.30	38 351	156 413	600 814	2 006 834
39140000	Ion-exchangers based on polymers of heading no. 3901 to 3913, in primary forms	-	420	-	419
39151090	Waste, parings & scrap, of polymers of ethylene, of rigid cellular products	1 702 106	33 118 618	1 267 756	17 694 438
39153090	Waste, parings & scrap, of polymers of vinyl chloride, of rigid cellular products	-	4	-	351
39159000	Waste, parings & scrap, of other plastics, other than polymers of ethylene or styrene or vinyl chloride	2 426 515	17 504 371	2 177 781	14 414 409
39161010	Monofilament of which any cross-sectional dimension exceeds 1 mm, of polymers of ethylene	-	35 118	-	126 845
39161020	Rods, sticks & profile shapes, of polymers of ethylene	6 820	110 128	43 564	357 933
39162010	Monofilament of which any cross-sectional dimension exceeds 1 mm, of polymers of vinyl chloride	20 415	168 027	88 047	649 697
39162020	Rods, sticks & profile shapes, of polymers of vinyl chloride	1 491	11 330	8 866	68 308
39169041	Monofilament of which any cross-sectional dimension exceeds 1 mm, of hardened proteins	7 557	15 967	62 845	145 225
39169042	Rods, sticks & profile shapes, of hardened proteins	52	21 645	300	55 818
39169050	Monofilament of which any cross-sectional dimension exceeds 1 mm, rods, sticks & profile shapes, of vulcanised fibre	1 092	67 972	6 323	274 921
39169070	Monofilament, rods, sticks&profile shapes, of other add polymerisation products, of regenerated cellulose, plasticised	333 798	2 502 608	669 529	5 320 617
39169080	Monofilament, rods, sticks & profile shapes, of condensation or rearrangement polymerisation products	-	23	-	1 081
39169091	Monofilament of which any cross-sectional dimension >1mm, of plastics, other than HS 3916.10.10-3916.90.80	-	1 346	-	3 526
39169092	rods, sticks & profile shapes, of plastics, other than HS 3916.10.20-3916.90.80	1 314	19 750	10 177	153 352
39171010	Artificial guts (sausage casings) of hardened protein	-	400	-	50
39171090	Artificial guts (sausage casings) of cellulosic materials	7 798	31 450	13 119	159 235
39172100	Tubes, pipes and hoses, rigid, of polymers of ethylene	4 564	69 329	13 502	264 119
39172200	Tubes, pipes and hoses, rigid, of polymers of propylene	731 028	5 230 399	2 373 450	16 559 386
39172300	Tubes, pipes and hoses, rigid, of polymers of vinyl chloride	9 433	89 966	31 799	276 480
39172911	Tubes, pipes and hoses, rigid, further worked than merely surface worked, of other addition polymerisation products	462	82 267	2 418	148 287
39172912	Tube,pipe&hose,rigid,furth work,of aminoesin;cell nitrate/acetate,plastic;vulc fibre; hardprotein;chem deriv nat rubber	-	175	-	7 100
39172919	Tubes, pipes and hoses, rigid, further worked than merely surface worked, other than 3917.29.11-3917.29.12	98 819	588 683	62 931	1 594 716

Tabel 3 : Ekspor Indonesia menurut Komoditi (Kode HS 8 digit)

Juni 2019

Kode H S	Uraian golongan barang	Berat bersih (Kg)		Nilai F.O.B. (U S \$)	
		Bulan ini	Kumulatif	Bulan ini	Kumulatif
(1)	(2)	(3)	(4)	(5)	(6)
39172929	Tubes, pipes & hoses, rigid, other than merely surface worked, other than HS 3917.29.21-3917.29.25	5 427	129 258	49 330	446 605
39173111	Flexible tube, pipe & hose, minimum burst pressure 27.6 Mpa, further worked than merely surface worked, of added polymerisation product.	44	614	54	1 301
39173119	Flexible tube, pipe & hose, minimum burst pressure 27.6 Mpa, further worked than merely surface worked, other than HS 3917.31.11-3917.31.12	-	3 160	-	8 809
39173129	Flexible tube, pipe & hose, minimum burst pressure 27.6 Mpa, other than further worked than merely surface worked, other than HS 3917.31.21-.25	-	1 261	-	2 186
39173210	Sausage or ham casings, not reinforced or otherwise combined with other materials, without fittings	3 385	9 847	8 627	32 552
39173220	Thermoplastic hoses for gas stove, not reinforced or otherwise combined with other materials, without fittings	-	15	-	45
39173291	Tube, pipe & hose, other than 3917.31, not combined with/other, without fitting, further work of added polymer; phenolic/amino resin; derivative natural rubber	-	206	-	6 478
39173292	Tubes, pipes & hoses, other than no. 3917.31, not reinforced/combined with/other materials, without fittings, further worked, other than HS 3917.32.9	622	6 655	645	22 685
39173299	Tube, pipe & hose, other than 3917.31, not reinforced/combined with/other, without fittings, other than further worked, other than HS 3917.32.93-3917.32.95	22 145	165 321	99 352	995 787
39173310	Tubes, pipes & hoses, other than item no. 3917.31, not reinforced/combined with/other materials, with fittings, further worked	6 438	40 641	63 339	396 178
39173399	Tube, pipe & hose, other than 3917.31, not reinforced/combine with/other material, with fitting, other than further worked, other than HS 3917.33.91-3917.33.96	6 937	40 755	75 688	447 193
39173913	Tube, pipe & hose, not in 3917.30, further worked, of cellulose nitrate/acetates and other chemical derivative of cellulose, plasticised	-	2 208	-	2 275
39173919	Tubes, pipes & hoses thereof, not elsewhere specified in item no. 3917.30, further worked than merely surface worked, other than HS 3917.39.11-.13	2 164	16 900	37 215	417 193
39173999	Tubes, pipes & hoses thereof, not elsewhere specified in item no. 3917.30, other than further worked than merely surface worked, other than HS 3917.39.31-.94	1 946	105 901	8 864	899 183
39174000	Fittings (e.g. joints, elbows, flanges), of plastics	23 877	145 907	223 824	2 116 401
39181011	Floor coverings; of polymers of vinyl chloride, whether or not self-adhesive, in the form of tiles	-	1 488	-	2 472
39181019	Floor coverings; of polymers of vinyl chloride, whether or not self-adhesive, in rolls	-	3 079	-	11 987
39181090	Wall or ceiling coverings; of polymers of vinyl chloride, whether or not self-adhesive, in rolls or in the form of tiles	194	114 980	5 635	168 386
39189011	Floor coverings; of plastics (exclude polymers of vinyl chloride), whether/not self-adhesive, in form tiles, of polyethylene	90	90	238	238
39189013	Floor coverings; of plastics (excluding polymers of vinyl chloride), whether/not self-adhesive, in rolls, of polyethylene	150	19 797	50	10 590
39189016	Floor coverings of plastics of vulcanised fibre, excluding polymers of vinyl chloride, whether/not self-adhesive, in rolls/tiles	54	176	20	157
39189019	Floor coverings of plastic (excluding polymers vinyl chloride), without self-adhesive, in rolls/tiles, other than HS 39189011-39189016	15	20 819	5	123 204
39189099	Wall/ceiling cover of plastic (excluding vinyl chloride polymer), without self-adhesive, in roll/tile, other than HS 3918.90.91-3918.90.94	215 466	1 408 970	675 483	4 178 377
39191010	Plastics; plate, sheet, film, foil, tape, strip, other than flat shape, in roll cellulose and its chemical derivative, in primary forms	417	5 395	3 033	26 347
39191020	Plastics; plate, sheet, film, foil, tape, strip, other than flat shape, in roll cellulose and its chemical derivative, of polyethylene	127 274	565 191	27 057	289 556

Tabel 3 : Ekspor Indonesia menurut Komoditi (Kode HS 8 digit)

Juni 2019

Kode H S	Uraian golongan barang	Berat bersih (Kg)		Nilai F.O.B. (U S \$)	
		Bulan ini	Kumulatif	Bulan ini	Kumulatif
(1)	(2)	(3)	(4)	(5)	(6)
39191091	Plastics;plate, sheet, film, foil, tape, strip, oth flat shape, in roll, of hardened protein/chemical derivative natural rubber	1	710	18	16 137
39191092	Plastic;plate, sheet, film, foil, tape, strip, in roll, add;condens/rearrange polymer;nitrate, acetate&oth cellulose chem deriv	-	3	-	283
39191099	Plastics;plates, sheets, film, foil, tape, strip, oth flat shape, self-adhesive, in rolls o.t HS 3919.10.10-3919.10.92	1 377 348	9 305 056	4 154 064	28 510 088
39199010	Plastics;plates, sheets, film, foil, tape, strip, oth flat shapes, elf-adhesive, o.t in rolls, of polymers of vinyl chloride	9 682	77 337	62 793	678 666
39199020	Plastics;plates, sheets, film, foil, tape, strip, oth flat shapes, elf-adhesive, o.t in rolls, of hardened proteins	17 540	19 691	57 854	72 305
39199091	Plastic;plate, sheet, film, foil, tape, strip, oth flat shapes, elf-adhesive, o.t in roll, of chemical derivatives natural rubber	71 074	560 212	118 571	952 814
39199092	Plastic;plate, sheet, film, foil, tape, strip, selfadhesiv, o.t roll?20cm, add polymer;rearrange;cellulose nitrat/acetat, plastic	1 797	6 832	14 100	39 081
39199099	Plastics;plate, sheet, film, foil, tape, strip, oth flat shapes, self-adhesive, o.t in rolls, o.t of HS 3919.10.10-3919.90.92	114 891	542 680	874 301	4 462 010
39201011	Plastics; plates&sheets, of polymer ethylene, noncellular¬ reinforced, laminat, support/combine other materials; rigid	25 041	53 065	37 152	78 153
39201019	Plastics; plates&sheets, of polymer ethylene, noncellular¬ reinforced, laminat, support/combine oth materials; not rigid	2 462 036	19 413 888	4 245 975	33 135 002
39201090	Plastics; film, foil &strip, of polymer ethylene, non-cellular¬ reinforced, laminat, support/combined oth material	1 119 731	5 940 054	1 989 087	10 694 287
39202010	Plastics; biaxially oriented polypropylene film, of polymers propylene, non-cellular & not reinforced	3 739 900	21 444 550	8 995 688	54 467 846
39202091	Plastics; plate & sheet; o.t biaxially oriented polypropylene film, of polymers propylene, non-cellular & not reinforced	1 135 196	7 514 597	1 930 647	13 737 890
39202099	Plastics; film, foil&strip; o.t biaxially oriented polypropylene film, of polymer propylene, non-cellular & not reinforced	899 259	6 829 370	1 708 102	12 505 873
39203020	Plastics; of polymers of styrene, acrylonitrile butadiene styrene (ABS) sheets used in the manufacture of refrigerators	170 149	872 612	406 884	2 281 464
39203091	Plastics; plate&sheet of polymer styrene, acrylonitrile butadiene styrene sheet used manufacture of refrigerators, rigid	8 038	24 268	62 277	125 680
39203092	Plastics; plate&sheet of polymer styrene, acrylonitrile butadiene styrene sheet used manufacture of refrigerator, no rigid	-	2 056	-	8 186
39203099	Plastics; film, foil&strip of polymer styrene, acrylonitrile butadiene styrene sheet used manufactur refrigerator, no rigid	16 191	85 750	122 291	660 720
39204310	Plastics; plates & sheets; polymers of vinyl chloride, containing by weight not less than 6% of plasticisers	9 275	59 432	33 564	226 027
39204390	Plastics; film, foil & strip; polymers of vinyl chloride, containing by weight not less than 6% of plasticisers	10 464	185 537	35 274	416 435
39204900	Plastics; polymers of vinyl chloride, containing by weight more than 6% of plasticisers	89 211	298 841	253 727	808 225
39205111	Plastics; plates & sheets of acrylic polymers, polymethyl methacrylate, rigid	363 451	4 424 453	914 722	12 836 618
39205119	Plastics; plates & sheets of acrylic polymers, polymethyl methacrylate, no rigid	1 375 072	8 791 446	4 329 608	28 844 499
39205190	Plastics; film, foil and strip; of acrylic polymers, polymethyl methacrylate	-	159 164	-	110 966
39205911	Plastics; plates & sheets of acrylic polymers (excluding polymethyl methacrylate); rigid	-	219 104	-	640 613
39205990	Plastics; film, foil and strip of acrylic polymers (excluding polymethyl methacrylate)	13 348	41 179	57 740	163 621

Tabel 3 : Ekspor Indonesia menurut Komoditi (Kode HS 8 digit)

Juni 2019

Kode H S	Uraian golongan barang	Berat bersih (Kg)		Nilai F.O.B. (U S \$)	
		Bulan ini	Kumulatif	Bulan ini	Kumulatif
(1)	(2)	(3)	(4)	(5)	(6)
39206110	Plastics; plates&sheets, of polycarbonates, non-cellular¬ reinforced,laminate,support/combined with other materials	316 621	2 589 873	1 360 414	11 198 513
39206190	Plastics; film,foil and strip,of polycarbonates, non-cellular¬ reinforced,laminate,support/combine with oth materials	-	175	-	4 884
39206210	Plastics;plate&sheet,of poly(ethylene terephthalate),non-cellular¬ reinforce,laminate,support/combine oth material	713 761	5 044 313	1 395 516	10 006 115
39206290	Plastics;film,foil&strip,of poly(ethylene terephthalate),noncellular¬ reinforce,laminate,support/combine oth material	1 479 587	5 676 341	4 744 140	18 261 831
39206910	Plastics;plates & sheets,of other polyesters,non-cellular & not reinforced,laminated,supported/combined oth material	16 016	209 561	40 996	443 913
39206990	Plastics; film,foil & strip,of other polyesters,non-cellular & not reinforced,laminated,supported/combined oth material	1 088 318	4 634 957	2 910 020	13 701 721
39207110	Plastics; plates, sheets, film, foil and strip (not self-adhesive), of regenerated cellulose; cellophane film	-	6 727	-	31 616
39207191	Plastics; printed sheets, of regenerated cellulose; other than cellophane film	150	508	2 560	7 869
39207199	Plastics; other than cellophane film & printed sheets, of regenerated cellulose	-	90	-	412
39207991	Plastics; plates&sheets o.t nitrocellulose(gun cotton) & vulcanised fibre,laminated,supported/combined oth material	-	0	-	250
39209110	Plastics; film of a kind used in safety glass,thickness >0.38mm but<= 0.76mm, & of a width<=2 m; of poly(vinyl butyral)	-	4 349	-	13 110
39209191	Plastics;plate&sheet,film unused in safety glass,thickness >0.38mm but<= 0.76mm, & width<=2 m; of poly(vinyl butyral)	-	3 934	-	2 516
39209199	Plastics;foil&strip,film unused in safety glass,thickness >0.38mm but<= 0.76mm, & width<=2 m; of poly(vinyl butyral)	-	41 401	-	13 710
39209210	Plastics;plates,sheets,film,foil&strip,of polyamide-6,non-cellular¬ reinforce,laminate,support/combine oth materials	1 036 439	7 602 481	3 742 338	28 210 767
39209291	Plastics;plates&sheets, other than of polyamide-6,non-cellular & not reinforced, laminated,support/combine oth materials	-	116	-	11 186
39209299	Plastics; film,foil&strip,other than of polyamide-6,non-cellular¬ reinforced, laminated,support/combine oth materials	-	4 221	-	2 774
39209491	Plastics; plates&sheets, other than phenol formaldehyde sheets,laminated,supported/combined with oth material	10	15	183	788
39209921	Plastics; plates & sheets, of plastics nec in head 3920, of addition polymerisation products	-	11 222	-	25 809
39209929	Plastics; film, foil & strip, of plastics nec in head 3920, of addition polymerisation products	20 000	20 331	11 800	25 697
39209939	Plastics; film, foil & strip, of plastics nec in head 3920, of condensation or rearrangement polymerisation products	-	1	-	1
39209990	Plastics; of plastics nec in head 3920, laminated, supported/combine oth material,o.t HS 3920.10.11-3920.99.39	893	5 357	2 052	59 244
39211191	Plastics; plates & sheets, of polymers of styrene, cellular, not rigid	684	10 382	297	71 282
39211199	Plastics; foil and strip, of polymers of styrene, cellular, not rigid	307	18 532	3 170	82 976
39211200	Plastics; plates, sheets, film, foil and strip, of polymers of vinyl chloride, cellular	32 800	232 888	107 092	763 146
39211310	Plastics; plates, sheets, film, foil and strip, of polyurethanes, cellular, rigid	18 350	133 208	140 651	1 184 908

Tabel 3 : Ekspor Indonesia menurut Komoditi (Kode HS 8 digit)

Juni 2019

Kode H S	Uraian golongan barang	Berat bersih (Kg)		Nilai F.O.B. (U S \$)	
		Bulan ini	Kumulatif	Bulan ini	Kumulatif
(1)	(2)	(3)	(4)	(5)	(6)
39211391	Plastics; plates & sheets, of polyurethanes, cellular, not rigid	-	2	-	1 039
39211392	Plastics; film, of polyurethanes, cellular, not rigid	11 934	11 934	51 592	51 592
39211399	Plastics; foil and strip, of polyurethanes, cellular, not rigid	3 882	34 161	202 809	1 229 224
39211920	Plastics; plates, sheets, film, foil and strip, of plastics n.e.c. in heading no. 3921, cellular, rigid	164	3 892	5 986	73 156
39211991	Plastics; plates & sheets, of plastics n.e.c. in heading no. 3921, cellular, not rigid	-	8 178	-	53 155
39211992	Plastics; film, of plastics n.e.c. in heading no. 3921, cellular, not rigid	13 392	65 901	41 157	224 160
39211999	Plastics; foil and strip, of plastics n.e.c. in heading no. 3921, cellular, not rigid	753 768	4 868 363	2 734 701	18 188 400
39219010	Plastics; plates, sheets, film, foil and strip, other than cellular, of vulcanised fibre	110	7 683	55 784	83 233
39219020	Plastics; plates, sheets, film, foil and strip, other than cellular, of hardened proteins	72 613	412 450	224 060	1 375 289
39219030	Plastics; plates, sheets, film, foil and strip, other than cellular, of chemical derivatives of natural rubber	-	32	-	888
39219041	Plastics; plates & sheets, other than cellular, of condensation or rearrangement polymerisation products	10 638	68 466	27 726	211 178
39219042	Plastics; film, other than cellular, of condensation or rearrangement polymerisation products	-	2 614	-	56
39219049	Plastics; foil & strip, other than cellular, of condensation or rearrangement polymerisation products	-	556	-	4 750
39219060	Plastics; plates, sheets, film, foil and strip, other than cellular, of other cellulose or its chemical derivatives	-	14	-	18
39219090	Plastics; plates, sheets, film, foil and strip, other than cellular, of other than HS 3921.90.10-3921.90.60	1 499 221	12 106 345	4 338 906	35 561 111
39221011	Bathtubs having rectangular or oblong interior shape of plastics	-	339	-	168
39221019	Plastics; baths; other than bathtubs having rectangular or oblong interior shape	0	884	17	977
39221090	Baths, shower-baths, sinks & wash-basins, other than bathtubs having rectangular or oblong interior shape of plastics	5 135	42 104	25 142	277 659
39222000	Lavatory seats & covers	6 280	50 090	85 021	619 306
39229012	Lavatory pans, flushing cisterns & urinals ; flushing cisterns equipped with their mechanisms	300	6 004	305	7 489
39229019	Lavatory pans, flushing cisterns & urinals; other than parts & flushing cisterns equipped with their mechanisms	3 088	57 380	5 712	18 503
39229090	Plastics; bidets, lavatory pans, flushing cisterns and similar sanitary ware n.e.c. in heading no. 3922	2 368	33 148	8 476	36 055
39231010	Plastics; cases for film, tape & optical discs, for the conveyance or packing of goods	153 383	1 514 304	850 273	7 883 724
39231090	Plastics; boxes, crates and similar articles, for the conveyance or packing of goods	224 876	1 801 782	1 582 193	12 940 762
39232111	Ethylene polymer;aseptic bag reinforced with aluminium foil,width >315 mm& length >410mm, incorporating a sealed gland	290 858	2 028 742	391 353	2 777 797
39232119	Ethylene polymer;aseptic bag reinforced with aluminium foil,width <=315 mm& length <=410mm,incorporating a sealed gland	2 019 050	15 437 418	3 442 226	26 527 002
39232191	Ethylene polymer;aseptic bag not reinforced with aluminium foil,width>315 mm& length>410mm, incorporating a sealed gland	17 872	146 285	114 641	875 031
39232199	Ethylene polymer;aseptic bag not reinforced with aluminium foil,width<=315 mm&length<=410mm, incorporating sealed gland	4 229 134	31 079 124	5 952 366	44 396 136
39232910	Ethylene polymer;aseptic bags reinforced/not with aluminium foil,width>315 mm&length>410 mm,incorporating a sealed gland	28 639	235 025	30 884	259 591
39232990	Ethylene polymer;aseptic bags reinforced/not with aluminium foil,width<=315 mm&length<=410 mm,incorporat a sealed gland	754 038	7 005 902	1 639 974	16 535 284

Tabel 3 : Ekspor Indonesia menurut Komoditi (Kode HS 8 digit)

Juni 2019

Kode H S	Uraian golongan barang	Berat bersih (Kg)		Nilai F.O.B. (U S \$)	
		Bulan ini	Kumulatif	Bulan ini	Kumulatif
(1)	(2)	(3)	(4)	(5)	(6)
39233020	Plastic; carboy,bottle,flask&sim,multilayer fibreglas reinforce container,for compress/liquefied gas;for conveyance/pack	13	13	0	0
39233090	Plastic;carboy,bottle,flask&sim,o.t multilayer fibreglass containers,for compress/liquefied gas;for conveyance/packing	124 647	1 328 530	527 769	5 577 039
39234010	Spools, cops, bobbins and similar supports, suitable for use with the machines of heading 84.44, 84.45 or 84.48	9 757	42 372	929	141 174
39234090	Spools, cops, bobbins and similar supports, not for use with the machines of heading 84.44, 84.45 or 84.48	29 951	236 707	118 956	1 068 533
39235000	Spools, cops, bobbins & similar supports; stoppers, lids, caps & other closures, for the conveyance or packing of goods	172 247	1 532 783	1 649 849	15 204 396
39239010	Spools, cops, bobbins & similar supports; toothpaste tubes	10 500	62 818	88 405	469 736
39239090	Spools, cops, bobbins & similar supports; other than toothpaste tubes	878 400	7 971 723	3 186 026	27 404 820
39241010	Plastics; tableware and kitchenware, of melamine	2 175	58 608	17 577	101 464
39241090	Plastics; tableware and kitchenware, other than of melamine	244 529	2 018 084	2 159 016	13 011 284
39249010	Plastics;Plastics; household articles and hygienic or toilet articles, bed pans, urinals (portable type) /chamber-potss	780	958	650	2 657
39249020	Plastics; household articles &hygienic/toilet articles nipple former, breastshells, nipple shields, h& expression funnel	120	192	120	2 119
39249030	Plastics; household articles and hygienic or toilet articles supplementary feeding system for babies	3 264	21 927	40 936	448 208
39249090	Plastics; household articles and hygienic or toilet articles n.e.c in heading no. 3924	250 766	2 816 257	894 799	8 406 859
39251000	Plastics; reservoirs, tanks, vats & similar containers, of a capacity exceeding 300 l	5 827	125 786	5 194	690 570
39252000	Plastics; doors, windows & their frames & thresholds for doors	1 612	57 397	2 953	45 989
39253000	Plastics; shutters, blinds (including Venetian blinds) & similar articles & parts thereof	28 665	265 533	376 916	2 783 155
39259000	Plastics; builders' ware, n.e.c. or included in heading no. 3925	65 266	1 025 262	267 806	3 429 913
39261000	Plastics; office or school supplies	204 051	2 484 415	689 641	8 725 823
39262060	Plastics; articles of apparel used for protection from chemical substances, radiation or fire	-	155	-	13 428
39262090	Plastics; articles of clothing accessories (including gloves, mittens & mitts)	74 005	671 543	1 199 789	9 754 951
39263000	Plastics; fittings for furniture, coachwork or the like	11 221	117 491	94 939	1 245 964
39264000	Plastics; statuettes and other ornamental articles	40 334	489 053	176 533	2 475 536
39269010	Plastics; floats for fishing nets	69	3 702	1 626	16 273
39269020	Plastics; fans and handscreens, frames and handles therefor, and parts thereof	3 767	88 367	37 401	423 322
39269032	Plastics; hygienic, medical and surgical articles, plastic moulds with denture imprints	-	201	-	1 837
39269039	Plastics; hygienic, medical and surgical articles, other than plastic moulds with denture imprints	42 436	228 757	278 683	2 142 260
39269041	Plastics; safety and protective devices, police shields	7	7	10	10
39269042	Plastics; safety and protective devices, protective masks for use in welding and similar work	844	962	11 821	23 213
39269044	Plastics; safety and protective devices, life saving cushions for the protection of persons falling from heights	10	47	559	836
39269049	Plastics; safety and protective devices, other than HS 3926.90.41 - 3926.90.44	16 336	47 656	131 890	352 162
39269053	Plastics; articles for industrial uses, transmission or conveyor belts or belting	1 649	14 973	61 299	498 921
39269055	Plastics; articles for industrial uses, plastic J-hooks or bunch blocks for detonators	-	197	-	1 800
39269059	Plastics; articles for industrial uses, other than HS 3926.90.53 - 3926.90.55	123 935	947 948	794 419	6 566 222
39269060	Plastics; poultry feeders	1 021	255 725	4 856	610 784

Tabel 3 : Ekspor Indonesia menurut Komoditi (Kode HS 8 digit)

Juni 2019

Kode H S	Uraian golongan barang	Berat bersih (Kg)		Nilai F.O.B. (U S \$)	
		Bulan ini	Kumulatif	Bulan ini	Kumulatif
(1)	(2)	(3)	(4)	(5)	(6)
39269070	Plastics; padding for articles of apparel or clothing accessories	18	5 938	1 817	25 024
39269081	Plastics; shoe lasts	25 645	163 312	167 372	1 275 682
39269082	Plastics; prayer beads	4	1 484	220	24 784
39269089	Plastics; cards for jewellery or small objects of personal adornment	4 406	63 442	69 203	553 492
39269091	Plastics; of a kind used for grain storage	-	247	-	37 305
39269092	Plastics; empty capsules of a kind suitable for pharmaceutical use	-	155 350	-	10 614
39269099	Plastics; n.e.c. in heading no. 3923	579 952	4 729 924	5 158 164	32 688 831
40011011	Centrifuged concentrate natural rubber latex, exceeding 0.5 % by volume of ammonia content	430 000	2 228 022	523 020	2 719 073
40011019	Non-centrifuged concentrate natural rubber latex, exceeding 0.5 % by volume of ammonia content	44	25 196	2 837	11 179
40011021	Centrifuged concentrate natural rubber latex, not exceeding 0.5 % by volume of ammonia content	-	56	-	90
40012110	Natural rubber in smoked sheets, RSS Grade 1	4 967 538	24 440 992	8 415 110	39 356 345
40012190	Smoked sheets, other than RSS Grade 1 to 5	-	10 416	-	17 397
40012210	Technically specified natural rubber (TSNR) 10	11 488 680	66 614 940	17 566 924	94 813 656
40012220	Technically specified natural rubber (TSNR) 20	178 305 960	1 144 681 300	266 404 361	1 609 398 264
40012230	Technically specified natural rubber (TSNR) L	65 520	519 120	113 987	856 427
40012240	Technically specified natural rubber (TSNR) CV	1 008 000	8 487 360	1 627 236	12 607 051
40012290	Technically specified natural rubber (TSNR) other than TSNR 10, 20, L,CV, and GP	147 420	910 980	216 084	1 265 348
40013020	Jelutong in primary forms	18 000	54 000	156 600	469 800
40013090	Balata, guttapercha, guayule, chicle & similar natural gums not in primary forms	14 050	220 042	30 348	548 928
40021100	Styrene-butadiene rubber (SBR), carboxilated styrene-butadiene rubber (XSBR), in latex form	1 668 570	15 086 936	1 456 523	13 827 830
40021910	SBR, XSBR other than latex, in primary forms or in vulcanised, uncompound plates, sheets, or strips	9 311	52 267	88 085	501 750
40021990	SBR, XSBR, other than latex, other than in primary forms or in vulcanised, uncompound plates, sheets, or strips	4 661 885	26 210 433	9 137 957	54 130 637
40022010	Synthetic rubber, Butadiene rubber (BR) in primary forms	-	88 895	-	143 558
40022090	Synthetic rubber, Butadiene rubber (BR) other than in primary forms	-	70 674	-	122 838
40023910	Halo-isobutane-isoprene rubber (CIIR or BIIR), unvulcanised, uncompound plate, sheets or strip	12 410	12 410	34 884	34 884
40023990	Halo-isobutane-isoprene rubber (CIIR or BIIR) other than unvulcanised, uncompound plate, sheets or strip	-	2	-	10
40024990	Chloroprene (chlorobutadiene) rubber(CR) other than latex, other than in primary forms	-	4 009	-	19 783
40025100	Acrylonitrile-butadiene rubber (NBR), in latex form	-	2	-	70
40025990	Acrylonitrile-butadiene rubber (NBR) other than latex, other than in primary forms	-	26 705	-	41 660
40026010	Isoprene rubber (IR) in primary forms	-	0	-	24
40026090	Isoprene rubber (IR) other than in primary forms	-	768	-	4 301
40027010	Ethylene-propylene-non-conjugated diene rubber (EPDM), in primary forms	-	4 200	-	4 230
40027090	Ethylene-propylene-non-conjugated diene rubber (EPDM), other than in primary forms	1	2 982	3	13 746
40028010	Mixture of natural rubber latex with syntetic rubber latex	504 000	7 843 500	758 716	10 860 545
40028090	Mixtures of product of 40.01 with product of 40.02 other than mixture of natural rubber latex with syntetic rubber latex	1 411 201	31 046 706	2 111 514	41 790 827
40029990	Synthetic rubber, oth than latex, n.e.c in 40.02, oth than primary forms/unvulcanised/uncompounded plates, sheets/strip	5 818	9 213	19 020	31 769
40030000	Reclaimed rubber in primary forms or in plates, sheets or strip.	575 116	4 050 515	512 322	3 256 865
40040000	Waste, parings & scrap of rubber (other than hard rubber) & powders & granules obtained therefo	281 461	2 317 911	52 868	523 175

Tabel 3 : Ekspor Indonesia menurut Komoditi (Kode HS 8 digit)

Juni 2019

Kode H S	Uraian golongan barang	Berat bersih (Kg)		Nilai F.O.B. (U S \$)	
		Bulan ini	Kumulatif	Bulan ini	Kumulatif
(1)	(2)	(3)	(4)	(5)	(6)
40051010	Compounded of natural gums with carbon black or silica, unvulcanised, in primary forms or in plates, sheets or strip	515 155	5 624 630	1 637 078	17 431 557
40051090	Compounded rubber, oth than natural gums with carbon black/silica, unvulcanised, in primary forms/in plates,sheets/strip	140 529	1 088 877	321 750	2 200 338
40052000	Compounded rubber, unvulcanised, solutions, dispersions other than those of subheading 4005.10	3	28 003	6	87 406
40059110	Compounded rubber of natural gums, other than 4005.10 and 4005.20, unvulcanised, in plates, sheets amd strip	-	160	-	223
40059190	Compounded rubber other than of natural gums, other than 4005.10 and 4005.20, unvulcanised, in plates, sheets amd strip	-	79 662	-	149 116
40059910	Compounded rubber, latex, other than 4005.10 and 4005.20, unvulcanised, other than in primary forms	2 186	6 527	1 965	5 760
40059990	Compounded rubber,nec in sub heading 4005.10 & nec in sub heading 4005.20, in primary forms, nec in sub heading 4005.99	-	2 410	-	12 748
40061000	Unvulcanized rubber, ôCamel-backö strips for retreading rubber tyres	-	9 962	-	31 375
40069090	Form and article of unvulcanised rubber, other than natural gums or ôCamel-backö strips for retreading rubber tyres	486	2 287	3 522	12 962
40070000	Vulcanised rubber thread and cord.	91 440	832 688	323 783	2 864 058
40081110	Plates, sheets & strip of vulcanised cellular rubber, exceeding 5 mm in thickness, lined with textile fabric on one side	1	2	10	73
40081120	Plates, sheets and strip of vulcanised cellular rubber, not exceeding 5 mm in thickness, floor tiles and wall tiles	-	480	-	800
40081190	Plates, sheets and strip of vulcanised cellular rubber, other than 4008.11.10 and 4008.11.20	50 500	381 932	84 816	667 199
40081900	Vulcanised celular rubber (other than hard rubber), other than plates, sheets and strip	17 343	147 307	51 862	484 460
40082110	Plates, sheets and strip of vulcanised non-celular rubber, > 5 mm in thickness, lined with textile fabric on one side	17 435	360 783	32 195	721 466
40082140	Plates, sheets and strip of vulcanised non-cellular rubber, rubber soling sheet	10	13 805	11	12 918
40082190	Plates, sheets and strip of vulcanised non-cellular rubber, other than 4008.21.10 - 4008.21.90	103 605	1 219 138	154 044	2 034 467
40082900	Vulcanised non-celular rubber (other than hard rubber), other than plates, sheets and strip	3	4 045	1	47 852
40091100	Tubes,pipes&hoses, vulcanised rubber o.t hard rubber,not reinforced/othwise combined with oth materials without fittings	21 391	148 190	180 136	1 439 284
40091210	Mining slurry suction&discharge hoses,vulcanised rubber o.t hard rubb, not reinforced/combined materials,with fittings	-	35 867	-	20 074
40091290	Tubes,pipes&hoses,vulcanised rubber o.t hard rubber,not reinforced/combined w/ oth material with fittings,o.t 4009.12.10	323	37 825	3 435	48 316
40092190	Tubes, pipes&hoses of vulcanised rubber o.t hard rubber,reinforced/combined with metal,without fittings, o.t 4009.21.10	55 278	589 604	126 699	1 366 519
40092210	Mining slurry suction & discharge hoses of vulcanised rubber, reinforced or combined only with metal, with fittings	-	1 730	-	11 969
40092290	Tubes, pipes&hoses of vulcanised rubber o.t hard rubber,reinforced or combined with metal,with fittings, o.t 4009.22.10	12 491	69 168	152 831	580 548
40093110	Mining slurry suction&discharge hoses,vulcanised rubber o.t hard rubber,reinforced/combined w/textile,without fittings	348 000	348 181	236 800	237 567

Tabel 3 : Ekspor Indonesia menurut Komoditi (Kode HS 8 digit)

Juni 2019

Kode H S	Uraian golongan barang	Berat bersih (Kg)		Nilai F.O.B. (U S \$)	
		Bulan ini	Kumulatif	Bulan ini	Kumulatif
(1)	(2)	(3)	(4)	(5)	(6)
40093191	Fuel/heater/water hoses,reinforces/combined w/textile,used on motor vehicles of 87.02,87.03,87.04/87.11,without fittings	13 896	138 339	151 507	1 439 420
40093199	Tubes,pipes&hoses of vulcanised rubber o.t hard rubber,reinforced/combined w/textile,without fittings,n.e.c in 4009.31	1 685	28 371	14 333	140 415
40093220	Rubber hose of a kind used for gas stove,vulcanised rubber o.t hard rubber,reinforced/combined w/textile,with fittings	-	790	-	4 356
40093290	Tubes,pipes&hoses of vulcanised rubber o.t hard rubber,reinforced/combined with textile,with fittings,n.e.c in 4009.32	120	1 633	3 610	35 817
40094110	Rubber hose used for gas stove,vulcanised rubber o.t hard rubber,reinforced/combined with oth materials,without fittings	526	2 870	12 143	74 962
40094190	Tubes/pipes&hoses,vulcanised rubber o.t hard rubber,reinforced/combined w/oth materials,without fittings o.t 4009.41.10	13 613	101 051	155 887	1 540 237
40094220	Rubber hose used for gas stove,vulcanised rubber o.t hard rubber,reinforced/combined with other materials,with fittings	-	12 086	-	283 150
40094290	Tubes/pipes&hoses,vulcanised rubber o.t hard rubber,reinforced/combined with other materials,with fittings n.e.c 4009.42	100 825	536 356	987 592	3 137 817
40101100	Conveyor belts or belting, of vulcanised rubber, reinforced only with metal	-	53	-	397
40101200	Conveyor belts or belting, of vulcanised rubber, reinforced only with textile materials	3 891	29 011	25 405	145 352
40101900	Conveyor belts or belting, of vulcanised rubber, other than reinforced only with metal or textile material	941	3 009	2 123	91 999
40103100	Endless transmission belts trapezoidal cross-section (V-belts),V-ribbed,vulc rubber,outside circum>60 cm but not<180 cm	232 964	2 119 995	2 663 523	23 416 748
40103200	Endless transm belts trapezoidal cross-section (Vbelts),oth thn V-ribbed,outside circum excee 60 cm but not excee 180 cm	7 033	47 011	66 978	436 670
40103300	Endless transmission belts trapezoidal cross-section (Vbelts),V-ribbed,outside circum excee 180 cm but not excee 240 cm	47	51	320	491
40103400	Endless transm belts trapezoidal cross-section (Vbelts),oth thn Vribbed,outside circum excee 180 cm but not excee 240 cm	4 705	23 033	11 083	81 536
40103500	Endless synchronous belts, of an outside circumference exceeding 60 cm but not exceeding 150 cm, of vulcanised rubber	317	1 679	13 646	71 367
40103900	Transmission belts or belting, of vulcanised rubber, other than 4010.31.00-4010.36.00	135 149	1 037 967	1 031 077	8 364 147
40111000	New pneumatic tyres, of rubber, of a kind used on motor cars (including station wagons and racing cars)	26 066 761	214 559 667	79 613 933	660 152 630
40112010	New pneumatic tyres, of rubber, of a kind used on buses or lorries, of a width not exceeding 450 mm.	2 628 210	15 285 948	7 336 243	43 428 255
40112090	New pneumatic tyres, of rubber, of a kind used on buses or lorries, of a width not less than 450 mm.	10 703	139 115	33 830	392 427
40113000	New pneumatic tyres, of rubber, of a kind used on aircraft.	2 924	22 225	7 000	36 808
40114000	New pneumatic tyres, of rubber, of a kind used on motorcycles.	1 329 178	9 606 734	4 866 336	34 692 377
40115000	New pneumatic tyres, of rubber, of a kind used on bicycles.	633 746	6 028 764	4 699 857	40 856 380
40117000	New pneumatic tyres, of rubber, of a kind used on agricultural or forestry vehicles and machines.	190 737	2 484 693	578 761	7 433 354
40118011	New pneumatic tyres used on tractors machinery of head 8429-8430,forklifts,wheelbarrows/oth industrial vehicles&machines	755 461	6 520 556	2 285 516	18 709 077
40118021	New pneumatic tyres,of a kind use on tractor,machinery of head 8429-8430,forklift/oth industri vehicle&machine,rim >61cm	232	737	30	10 405

Tabel 3 : Ekspor Indonesia menurut Komoditi (Kode HS 8 digit)

Juni 2019

Kode H S	Uraian golongan barang	Berat bersih (Kg)		Nilai F.O.B. (U S \$)	
		Bulan ini	Kumulatif	Bulan ini	Kumulatif
(1)	(2)	(3)	(4)	(5)	(6)
40118029	New pneumatic tyres, oth kind use on tractor,machinery of head 8429-8430, forklift/oth industri vehicle&machine,rim >61cm	283	92 636	1 326	416 417
40119010	New pneumatic tyres, of rubber, of a kind used on vehicles of Chapter 87.	-	14 040	-	48 262
40119020	New pneumatic tyres, of rubber, of a kind used onon machinery of heading 84.29 or 84.30.	41 737	377 462	126 953	1 157 076
40119090	New pneumatic tyres, of rubber, n.e.c. in heading 4011 of a width not exceeding 450 mm	97 674	780 495	275 982	2 167 286
40121100	Retreaded tyres of rubber, of a kind used on motor cars (including station wagons and racing cars)	-	2 156	-	6 054
40121290	Retreaded tyres of rubber, of a kind used on buses or lorries, of a width exceeding 450 mm	65	6 928	15	17 520
40121300	Retreaded tyres of rubber, of a kind used on aircraft	13 335	240 213	62 800	303 097
40121940	Retreaded tyres of rubber, of a kind used on vehicles of Chapter 87	-	32	-	134
40121990	Retreaded tyres of rubber, n.e.c. sub heading 4012.12-sub heading 4012.19	6 018	24 576	12 037	39 102
40122030	Used pneumatic tyres of rubber, of a kind used on aircraft	-	7 865	-	14 810
40122040	Used pneumatic tyres of rubber, of a kind used on motorcycles	-	5 231	-	11 102
40122070	Used pneumatic tyres of rubber, of a kind used on other vehicles of Chapter 87	1 699	1 889	1 790	1 990
40122091	Used pneumatic tyres of rubber, buffed tyres	11	11	615	615
40122099	Used pneumatic tyres of rubber, n.e.c sub heading 4012.20	-	1 642	-	8 110
40129014	Solid tyres exceeding 250 mm in external diameter, of a width not exceeding 450 mm	100	21 865	543	41 095
40129015	Solid tyres exceeding 250 mm in external diameter, of a width exceeding 450 mm, for use on vehicles of heading 87.09	-	90	-	95
40129016	Rubber, tyres, other solid tyres exceeding 250 mm in external diameter, of a width exceeding 450 mm	27	8 097	50	15 939
40129019	Rubber, tyres, other solid tyres not exceeding 250 mm in external diameter, of a width not exceeding 450 mm	120 412	676 371	484 001	3 141 246
40129080	Tyre flaps of rubber	8 639	100 588	23 338	224 399
40129090	Retreaded/used pneumatic tyres of rubber, solid/cushion tyres, tyre treads & flaps, n.e.c in heading 4012	-	600	-	25 584
40131011	Inner tubes of rubber,of a kind used on motor cars,suitable for fitting to tyres of a width < 450 mm	12 971	128 290	48 671	409 905
40131019	Inner tubes of rubber,of a kind used on motor cars,suitable for fitting to tyres of a width > 450 mm	-	1 562	-	449
40131021	Inner tubes of rubber, of a kind used on buses or lorries, suitable for fitting to tyres of a width not exceeding 450 mm	16 642	50 786	48 806	148 582
40131029	Inner tubes of rubber, of a kind used on buses or lorries, suitable for fitting to tyres of a width exceeding 450 mm	-	463	-	734
40132000	Inner tubes of rubber, of a kind used on bicycles	52 447	504 114	277 741	2 818 686
40139011	Inner tubes of rubber,kind used on machinery of head 8429 or 8430, suitable for fitting to tyres of a width <=450 mm	-	1 505	-	4 526
40139020	Inner tubes of rubber, of a kind used on motorcycles	185 578	901 897	536 603	2 620 591
40139031	Inner tubes of rubber,of a kind used on oth vehicles of Chapter 87, suitable for fitting to tyres of a width < 450 mm	-	16 177	-	14 167
40139039	Inner tubes of rubber,of a kind used on oth vehicles of Chapter 87, suitable for fitting to tyres of a width > 450 mm	-	3	-	48
40139091	Inner tubes of rubber, suitable for fitting to tyres of a width not exceeding 450 mm, n.e.c sub heading 4013.90	12 574	155 956	51 412	595 479
40139099	Inner tubes of rubber, suitable for fitting to tyres of a width exceeding 450 mm, n.e.c sub heading 4013.90	-	44	-	88
40141000	Sheath contraceptives	1 164	17 052	19 774	279 746

Tabel 3 : Ekspor Indonesia menurut Komoditi (Kode HS 8 digit)

Juni 2019

Kode H S	Uraian golongan barang	Berat bersih (Kg)		Nilai F.O.B. (U S \$)	
		Bulan ini	Kumulatif	Bulan ini	Kumulatif
(1)	(2)	(3)	(4)	(5)	(6)
40149010	Teats for feeding bottles and similar articles	28 567	177 094	590 130	2 719 383
40149040	Stoppers for pharmaceutical use	-	618	-	9 230
40149050	Finger stalls	3	3	34	34
40149090	Hygienic/pharmaceutical articles of vulcanised exclude hard rubber,w/or wo/ fittings hard rubber, n.e.c in heading 4014	5 249	12 993	42 695	118 123
40151100	Gloves, mittens and mitts for surgical, of vulcanised rubber other than hard rubber	21 908	179 691	281 681	1 820 726
40151900	Gloves, mittens and mitts for not surgical, of vulcanised rubber other than hard rubber	3 001 431	26 412 855	13 736 102	121 675 654
40159010	Lead aprons, of vulcanised rubber other than hard rubber	-	152	-	1 157
40159020	Divers' suits (wet suits), of vulcanised rubber other than hard rubber	-	201	-	1 185
40159090	Articles apparel & clothing accessories of vulcanised rubber other than hard rubber, n.e.c in heading 4015	772	7 502	12 135	46 626
40161010	Padding for articles of apparel or clothing accessories, of cellular rubber	1	251	5	19 897
40161020	Floor tiles and wall tiles of cellular rubber	-	145 071	-	33 491
40161090	Other articles of cellular rubber, other than padding apparel and floor/wall tiles	5 910	19 694	86 475	151 444
40169110	Mats of vulcanised rubber other than hard rubber, non-cellular rubber	240 026	3 057 120	370 304	4 305 574
40169190	Floor coverings other than mats and tiles of vulcanised rubber other than hard rubber,non-cellular rubber	5 211	12 811	475 923	787 337
40169210	Eraser tips of vulcanised rubber other than hard rubber and non-cellular rubber	33	49	41	534
40169290	Erasers other than eraser tips of vulcanised rubber other than hard rubber and non-cellular rubber	139	2 083	2 494	12 761
40169310	Gaskets, washers and other seals of a kind used to insulate the terminal leads of electrolytic capacitors	41 861	317 221	962 693	7 186 997
40169320	Gaskets and o-rings, of a kind used on motor vehicles of heading 87.02, 87.03, 87.04 or 87.11	9 944	78 567	319 680	2 097 830
40169390	Gaskets, washers and other seals of vulcanised rubber other than hard rubber, n.e.c sub heading 4016.93	78 170	603 875	2 307 172	18 501 098
40169400	Boat or dock fenders of vulcanised rubber, whether or not inflatable, other than hard rubber, non-cellular rubber	28 880	87 658	303 967	1 015 691
40169500	Inflatable articles, other than boat or dock fenders of vulcanised rubber, other than hard rubber, non-cellular rubber	2 434	9 396	12 126	80 024
40169911	Parts&access kind used for vehicles of Chapter 87 for vehicles of head 8702,8703, 8704 or 8705,oth thn weatherstripping	29 688	265 905	525 976	4 113 054
40169912	Parts and accessories of vulcanised rubber other than hard rubber, of a kind used for vehicles of heading 87.11	4 429	35 680	108 210	769 617
40169913	Weatherstripping of vulcanised rubber oth thn hard rubber, of a kind used on motor vehicles of heading 8702,8703 or 8704	76 238	617 186	758 858	6 476 571
40169915	Parts&accessories of vulcanised rubber oth thn hard rubber,of a kind used for vehicles of head 8709, 8713, 8715 or 87.16	-	126	-	1 117
40169916	Bicycle mudguards of vulcanised rubber other than hard rubber and non-cellular rubber	-	1	-	54
40169918	Bicycle accessories of vulcanised rubber other than hard rubber, non-cellular rubber, other than mudguards & parts	3 111	3 244	31 873	34 480
40169919	Parts&accessories of a kind used for vehicles of Chapter 87 of vulcanised rubber exc hard rubber oth thn 4016.99.11-20	798	16 385	9 672	94 085
40169920	Parts and accessories of rotochutes of heading 88.04 of vulcanised rubber other than hard rubber, non-cellular rubber	-	1 365	-	460
40169930	Rubber bands, of vulcanised rubber other than hard rubber, non-cellular rubber	807	3 686	865	8 976

Tabel 3 : Ekspor Indonesia menurut Komoditi (Kode HS 8 digit)

Juni 2019

Kode H S	Uraian golongan barang	Berat bersih (Kg)		Nilai F.O.B. (U S \$)	
		Bulan ini	Kumulatif	Bulan ini	Kumulatif
(1)	(2)	(3)	(4)	(5)	(6)
40169940	Wall tiles of vulcanised rubber other than hard rubber, non-cellular rubber	37	332	4 185	37 593
40169951	Rubber rollers of vulcanised rubber other than hard rubber, non-cellular rubber	14 803	120 370	678 526	5 153 094
40169953	Electrical insulator hoods of vulcanised rubber other than hard rubber, non-cellular rubber	1 075	2 406	24 753	72 047
40169954	Rubber grommets&rubber covers for automotive wiring harnesses of vulcanised rubber oth hard rubber, non-cellular rubber	18 674	100 909	204 557	1 151 618
40169959	Articles used in machinery/mechanical/electric appliances/oth technical uses,noncellular rubber,nec HS 40169951-40169954	25 325	138 175	535 258	3 539 679
40169960	Rail pads of vulcanised rubber other than hard rubber, non-cellular rubber	-	231	-	247
40169970	Structural bearings including bridge bearings of vulcanised rubber other than hard rubber, non-cellular rubber	488	5 179	6 152	63 592
40169991	Table coverings of vulcanised rubber other than hard rubber, non-cellular rubber	-	3 826	-	53 618
40169999	Articles of vulcanised rubber other than hard rubber, non-cellular rubber, n.e.c in 4016	16 880	369 601	213 212	2 597 330
40170010	Floor tiles and wall tiles of hard rubber (for example ebonite)	-	535	-	1 528
40170020	Articles of hard rubber other than floor tiles and wall tiles	14	13 661	20	11 081
40170090	Articles of hard rubber n.e.c in heading 4017	14 752	38 073	3 002	29 682
41021000	Raw skins of sheep or lambs with wool on	-	8	-	50
41022900	Raw skins of sheep or lambs without wool on, other than pickled	-	34	-	84
41041190	Tanned/crust hides & skins in the wet state,full grains,upsplit & grains other of bovine vegetable tanned	-	6	-	146
41041900	Tanned/crust hides & skins in the wet state,other than full grains,upsplit & grains of bovine vegetable tanned	-	722	-	96 302
41044100	Tanned/crust hides & skins in the dry state,full grains,upsplit & grains split of bovine vegetable tanned	-	4 054	-	99 905
41044900	Tanned/crust hides & skins in the dry state,other than full grains,upsplit & grains split of bovine vegetable tanned	1 328	29 518	23 048	534 277
41053000	Tanned/crust skins of sheep/lambs,in the dry state (crust), wo/wool on,won split,but not further prepared	0	406	0	3 947
41062100	Tanned/crust hides&skins of goats/kids,in theWetState (incl wetblue),w/o wool/hair on,split/not,but notFurther prepared.	-	786	-	548
41062200	Tanned/crust hides&skins of goats/kids,in the dry state (crust),wo/wool/hair on,won split,but not further prepared	-	14	-	25
41064000	Tanned or crust hides and skins of reptiles, without wool or hair on, whether or not split, but not further prepared.	3 685	27 622	781 460	4 816 696
41069200	Tanned/crust hide&skin oth animal nec sub heading 4106.21-4106.40,dryState,wo/wool/hair on,split/not,notFurther prepared	-	80	-	8 048
41071100	Leather further prepared after tanning/crusting of bovine/equine animal,whole hides and skins,full grains,unsplit	23	1 882	15	30 927
41071200	Leather further prepared after tanning/crusting of bovine/equine animal,whole hides and skins, grains split	88 328	628 194	1 628 750	11 684 473
41071900	Leather further prep after tanning/crusting of bovine/equine animal,whole hide&skin,o.th full grain,unsplit,grains split	12 292	359 253	403 100	8 927 775
41079100	Leather,other than whole hides and skins further prepared after tanning/crusting whole hides & skins,full grains,unsplit	-	753	-	12 500
41079200	Leather,other than whole hides and skins further prepared after tanning/crusting whole hides & skins, grain splits	3 847	35 673	88 054	910 837

Tabel 3 : Ekspor Indonesia menurut Komoditi (Kode HS 8 digit)

Juni 2019

Kode H S	Uraian golongan barang	Berat bersih (Kg)		Nilai F.O.B. (U S \$)	
		Bulan ini	Kumulatif	Bulan ini	Kumulatif
(1)	(2)	(3)	(4)	(5)	(6)
41079900	Leather,oth thn whole hides&skins further prepared after tanning/crusting whole hides & skins,exc full/no grains,unsplit	153 036	686 251	512 078	4 157 973
41120000	Leather further prepared after tanning/ crust,of sheep/lamb wo/wool on,split/not,other than leather of heading 41.14	4 144	51 346	400 110	4 328 912
41131000	Leather further prepared after tanning or crusting includ parchment-dressed leather, w/o wool/hair,of goats or kids	3 613	67 610	149 721	2 614 464
41132000	Leather further prepared after tanning or crusting includ parchment-dressed leather, w/o wool/hair,of swine	-	6	-	312
41133000	Leather further prepared after tanning or crusting includ parchment-dressed leather, w/o wool/hair,of reptiles	148	2 483	171 848	2 061 708
41139000	Leather further prepared after tanning/crusting includ parchment-dressed leather oth thn goats/kids, swine,& reptiles	605	18 087	70 592	1 269 848
41142000	Patent leather and patent laminated leather, metallised leather	-	4 944	-	74 235
41151000	Composition leather with a basis of leather or leather fibre, in slabs, sheets or strip, whether or not in rolls	121	2 711	2 042	41 003
41152000	Parings & oth waste of leather/composition leather,not for manufacture leather articles,leather dust,powder & flour	46	1 175	904	156 480
42010000	Saddlery & harness for any animal (traces,leads,knee pads,muzzles,saddle cloths,saddle bags,dog coats),of any material.	441	13 634	18 351	250 346
42021110	Cases & containers,suit-case/brief-case with outer surface of leather/composition leather,max dimensions 56cmx45cmx25 cm	808	8 593	1 886	55 310
42021190	Cases & containers,suit-case/brief-case with outer surface of leather/composition leather,dimension more 56cmx45cmx25 cm	38 147	153 513	549 985	2 891 342
42021211	School satchels with outer surface of vulcanised fibre	-	10 297	-	84 779
42021219	School satchels with outer surface other than vulcanised fibre	88 672	597 670	988 369	7 117 762
42021299	Cases & containers,suit-case/brief-case with other than outer surface vulcanised fibre, other than school satchels	83 258	489 332	1 660 323	8 663 626
42021920	Trunks,suit-cases,vanity-cases executive-cases,brief-cases,school satchels & similar container,paperboard outer surface	179	4 934	1 015	21 721
42021990	Trunks,suit-cases,vanity-cases,executive-cases,brief-cases,school satchel&similar container, outer srface oth paperboard	4 935	38 673	131 345	1 050 075
42022100	Handbags,whether/ not with shoulder strap,incl those without handle,outer surface of leather/ composition leather	195 085	1 646 370	8 828 448	67 576 519
42022200	Handbags,won w/shoulder strap,incl those wo handle w/outer surface of sheeting of plastics/of textile materials	461 080	3 348 163	7 444 086	57 840 319
42022900	Handbags, whether or not with shoulder strap, including those without handle, oth thn sub heading 4202.21 - 4202.22	13 160	113 697	224 712	2 242 092
42023100	Articles of a kind normally carried in the pocket or in the handbag,with outer surface of leather or composition leather	8 147	68 415	369 666	3 759 635
42023200	Articles of a kind normally carried in pocket/in the handbag,w/outer surface of sheeting plastics or textile materials	24 548	82 918	531 154	2 268 680
42023900	Articles of a kind normally carried in pocket/in the handbag, oth thn sub heading 4202.31 - 4202.32	2 089	8 537	40 448	230 356
42029111	Cases and containers, bowling bags with outer surface of leather or of composition leather	-	147	-	1 252

Tabel 3 : Ekspor Indonesia menurut Komoditi (Kode HS 8 digit)

Juni 2019

Kode H S	Uraian golongan barang	Berat bersih (Kg)		Nilai F.O.B. (U S \$)	
		Bulan ini	Kumulatif	Bulan ini	Kumulatif
(1)	(2)	(3)	(4)	(5)	(6)
42029119	Cases and containers, sports bag other than bowling bags, with outer surface of leather or of composition leather	198	401	160	2 635
42029190	Cases and containers, other sports bag, with outer surface of leather or of composition leather	11 051	195 613	389 184	6 515 792
42029210	Cases and containers, toiletry bags, of sheeting of plastics	424	3 642	15 427	126 366
42029220	Cases and containers, bowling bags sheeting of plastics or of textile materials	-	1 024	-	14 622
42029290	Cases and containers, other than toiletry bags and bowling bags, of sheeting of plastics	1 292 637	10 478 027	18 648 845	158 201 267
42029910	Cases and containers, other article, with outer surface of vulcanised fibre or paperboard	113	123	375	393
42029920	Cases and containers, other article, of copper	-	625	-	6 929
42029990	Cases & containers; nec in head 4202,of vulcanised fibre/of paperboard/wholly/mainly covered with such materials/w paper	24 762	216 462	258 024	2 263 782
42031000	Apparel, articles of apparel, of leather or of composition leather	1 105	39 463	45 461	672 586
42032100	Clothing accessories, gloves, mittens and mitts, specially designed for use in sports, of leather or composition leather	70 642	629 992	4 059 460	39 339 793
42032910	Clothing accessories, protective work gloves, of leather or composition leather	399	35 843	1 082	323 611
42032990	Clothing accessories, other than protective work gloves, of leather or composition leather	1 359	43 277	78 492	2 353 294
42033000	Clothing accessories, belts and bandoliers, of leather or of composition leather	1 292	8 245	29 259	255 967
42034000	Clothing accessories; of leather or of composition leather, n.e.c. in heading no. 4203	1 038	13 701	44 550	130 325
42050010	Boot laces, mats, of leather or of composition leather	115	938	6 325	17 190
42050020	Industrial safety belts and harnesses of composition leather	270	932	2 981	15 539
42050030	Leather strings or chords of a kind used for jewellery or articles of personal adornment of composition leather	286	10 041	6 121	51 528
42050040	Articles of leather/composition leather used in machine/mechanic appliance/oth technic uses,o.t HS 4205.00.10-4205.00.30	-	31	-	579
42050090	Articles of leather or of composition leather n.e.c in heading 4205	11 955	174 432	331 514	3 594 407
43021900	Furskins, tanned/dressed,whole, w/or wo/head,tail/paws,not assembled, oth thn of mink, other than those of heading 43.03	-	11 494	-	110 213
43039090	Furskin articles; apparel and clothing accessories, n.e.c in heading 4303	24	9 111	244	117 541
43040010	Artificial fur	-	845	-	170
43040091	Artificial fur articles; sports bags	-	164	-	4 826
43040099	Artificial fur articles; other than sports bags	-	5	-	15
44011100	Fuel wood, in logs, in billets, in twigs, in faggots or in similar forms, from coniferous	84 000	548 635	13 776	100 876
44011200	Fuel wood, in logs, in billets, in twigs, in faggots or in similar forms, from Non - coniferous	24 570	146 700	3 993	17 427
44012100	Wood in chips or particles, from coniferous	-	2	-	2
44012200	Wood in chips or particles, from non-coniferous	51 635 243	321 101 183	5 234 506	26 407 928
44013100	Sawdust and wood waste and scrap, agglomerated in logs, briquettes, pellets or similar forms, wood pellets	8 716 728	118 578 746	940 526	13 466 709
44013900	Sawdust and wood waste and scrap, agglomerated in logs, briquettes, pellets or similar forms, other than wood pellets	50 470	514 516	30 324	315 694
44014000	Sawdust and wood waste and scrap, not agglomerated	93 775	862 262	42 703	440 681
44021000	Wood charcoal (including shell or nut charcoal) of bamboo, whether or not agglomerated.	741 590	12 481 409	237 111	3 457 650
44029010	Wood charcoal (including shell or nut charcoal) of coconut shell, whether or not agglomerated.	8 816 225	92 221 921	7 222 355	68 942 637

Tabel 3 : Ekspor Indonesia menurut Komoditi (Kode HS 8 digit)

Juni 2019

Kode H S	Uraian golongan barang	Berat bersih (Kg)		Nilai F.O.B. (U S \$)	
		Bulan ini	Kumulatif	Bulan ini	Kumulatif
(1)	(2)	(3)	(4)	(5)	(6)
44029090	Wood charcoal (including shell or nut charcoal) other than bamboo or coconut shell, whether or not agglomerated.	15 416 315	151 093 890	6 562 560	62 736 543
44042010	Hoopwood, split poles,piles, picket & the like of non-coniferous, chipwood	-	51 804	-	30 518
44050010	Wood wool	-	117 200	-	26 212
44050020	Wood flour	72 620	622 101	58 177	228 893
44071100	Wood,coniferous,of pine (Pinus spp),sawn/chipped lengthwise,sliced/peeled,won planed,sanded/end-jointed,of thickness>6mm	35 317	322 862	45 399	446 425
44071200	Wood,coniferous,of fir (Pinus spp)&spruce,sawn/chipped lengthwise,sliced/peeled,won planed,sanded/end-jointed, thick>6mm	773	4 618	2 977	22 216
44071900	Wood,coniferous, n.e.c sub head 4407.11-4407.12,sawn/chipped, sliced/peeled, won planed, sanded/end-jointed,of thick>6mm	11 156	133 941	21 404	376 256
44072110	Wood, tropical wood,of mahogany (Swietenia spp),planed,sanded or end-joint	69 864	638 084	63 261	619 969
44072190	Wood, tropical wood, of mahogany (Swietenia spp), other than planed, sanded or end-joint	12 706	12 706	14 522	14 522
44072210	Wood, tropical wood of virola, imbuia and balsa, planed, sanded or end-joint	183 558	593 781	131 612	455 895
44072290	Wood, tropical wood of virola, imbuia and balsa, other than planed, sanded or end-joint	11 500	11 500	13 209	13 209
44072511	Wood, tropical wood of dark red maranti, light red meranti & meranti bakau, planed, sanded or end-joint	183 168	1 270 240	325 138	1 970 503
44072610	Wood, tropical wood of white Lauan, white meranti, white seraya, yellow meranti and alan, planed, sanded or end-joint	3 890	53 322	2 857	52 464
44072710	Wood, tropical wood of sapelli, planed, sanded or end-joint	12 758	218 959	24 200	428 704
44072810	Wood, tropical wood of iroko,planed,sanded or end-joint	-	24 196	-	51 300
44072911	Wood, tropical wood of jelutong (Dyera spp),planed,sanded or end-joint	241 700	2 160 041	395 986	3 351 677
44072921	Wood, tropical wood of kapur (Dryobalanops spp), planed,sanded or end-joint	-	14 698	-	9 127
44072931	Wood, tropical wood of kempas (Koompassia spp),planed,sanded or end-joint	33 773	172 955	20 979	108 581
44072941	Wood, tropical wood of keruing (Dipterocarpus spp),planed,sanded or end-joint	142 551	667 209	102 509	460 315
44072951	Wood, tropical wood of ramin (Gonystylus spp),planed,sanded or end-joint	-	432	-	1 809
44072961	Wood, tropical wood of teak (Tectona spp), planed,sanded or end-joint	9 400	136 956	40 290	456 226
44072971	Wood, tropical wood of balau (Shorea spp),planed,sanded or end-joint	54 001	332 601	48 072	219 732
44072991	Wood, tropical wood of jongkong (Dactylocladus spp.) and merbau (Intsia spp.), planed, sanded or end-jointed	14 641	143 934	19 842	156 071
44072994	Wood, tropical wood of albizia (Paraserianthes falcataria), planed, sanded or end-jointed	106 902	930 961	34 095	344 652
44072996	Wood, tropical wood, of rubber (Hevea brasiliensis), planed, sanded or end-jointed	2 256 095	21 025 282	1 169 814	10 710 584
44072998	Wood sawn other than hs 4406.29.91 - 4407.29.97, planed, sanded or end-jointed	362 414	3 759 195	501 348	4 956 154
44079110	Wood, non-coniferous and other than tropical wood of oak (Quercus spp),planed, sanded or end-jointed	-	8 817	-	15 232
44079210	Wood, non-coniferous and other than tropical wood of beech (Fagus spp),planed, sanded or end-jointed	416	6 960	2 912	31 055
44079310	Wood, non-coniferous and other than tropical wood of maple (Acer spp),planed, sanded or end-jointed	1 837	1 837	7 688	7 688
44079710	Wood, non-coniferous and other than tropical wood of poplar and aspen (Populus spp), planed, sanded or end-jointed	1 870	30 210	3 398	57 825
44079910	Wood, non-coniferous and other than tropical wood other than n.e.c sub heading 4407.97, planed, sanded or end-jointed	32 015	103 172	95 559	475 520

Tabel 3 : Ekspor Indonesia menurut Komoditi (Kode HS 8 digit)

Juni 2019

Kode H S	Uraian golongan barang	Berat bersih (Kg)		Nilai F.O.B. (U S \$)	
		Bulan ini	Kumulatif	Bulan ini	Kumulatif
(1)	(2)	(3)	(4)	(5)	(6)
44081010	Wood, coniferous, cedar wood pencil slats, Radiata pinewood of a kind used for blockboard manufacture, of coniferous	175 917	1 211 899	760 523	5 319 858
44081030	Wood, coniferous, face veneer sheets, Radiata pinewood of a kind used for blockboard manufacture, of coniferous	-	24 813	-	118 886
44081090	Wood, coniferous, oth thn cedar wood pencil slats radiata pinewood used for blockboard manufa,oth thn face veneer sheets	913	132 879	9 754	287 521
44083100	Dark Red Meranti, Light Red Meranti and Meranti Bakau of tropical wood, sheets for veneering, plywood and laminated wood	341 386	2 634 961	447 128	3 833 341
44083910	Wood, tropical wood, jelutung wood pencil slats, other than dark Red Meranti, Light Red Meranti and Meranti Bakau	73 325	331 671	161 840	937 758
44083920	Face veneer sheets of tropical wood other than Red Meranti, Light Red Meranti and Meranti Bakau	510 367	3 213 120	435 887	3 713 956
44083990	Wood,tropical wood,oth thn Jelutung wood pencil slats&face veneer sheets,oth Red Meranti,Light Red Meranti&Meranti Bakau	839 373	16 243 722	828 151	18 022 583
44089010	Face veneer sheets, of non-coniferous and other than tropical wood	825 452	9 320 046	582 738	6 961 865
44089090	Wood, nec in head 4408, sheets for veneer/plywood, oth wood sawn, slice/peel, whether/not plan, sand/end-join,thick<=6mm	307 944	7 502 142	505 947	7 943 093
44091000	Wood, coniferous, cotinuously shaped along any of its edgee,ends/faces, won planed,sanded or end-jointed	129 794	1 681 817	455 116	5 282 582
44092200	Wood,non-coniferous of tropical wood, cotinuously shaped along any of its edgee,ends/faces,won planed,sanded/end-jointed	22 277 248	209 823 186	27 492 447	256 002 032
44092900	Wood, non-coniferous, n.e.c 4409, cotinuously shaped along any of its edgee, ends/faces,won planed,sanded or end-jointed	1 345 633	13 583 896	1 744 190	17 560 667
44101100	Particle board of wood, whether or not agglomerated with resins or other organic binding substances.	6 881 057	46 214 277	1 197 860	8 139 128
44101900	Wafer board&similar board of wood nec in item 4410.1,whether/not agglomerated with resins/oth organic binding substances	870	1 656	118	1 503
44109000	Particle board,OSB,similar board of ligneous materials oth thn wood, whether/not agglomerated other than in heading 4410	-	49 945	-	24 827
44111200	Medium density fibreboard (MDF), of a thickness not exceeding 5 mm	8 681 217	71 163 751	2 874 293	21 673 537
44111300	Medium density fibreboard (MDF), of a thickness exceeding 5 mm but not exceeding 9 mm	2 817 821	19 724 975	894 115	6 462 776
44111400	Medium density fibreboard (MDF), of a thickness exceeding 9 mm	8 669 412	47 895 266	1 984 416	11 842 970
44119200	Fibreboard of a density exceeding 0.8 g/cm ³	5 000	31 120	9 618	60 530
44119300	Fibreboard of a density exceeding 0.5 g/cm ³ but not exceeding 0.8 g/cm ³	160 897	21 995 802	42 506	5 332 158
44121000	Plywood, veneered panels and similar laminated wood, of bamboo	30	16 786	85	168 406
44123100	Plywood,consisting solely of sheets of wood (not bamboo),each ply 6mm/thinner,with at least 1 outer ply of tropical wood	80 217 849	619 074 318	74 338 944	608 530 896
44123300	Plywood,sheets of wood only, not bamboo, each ply<=6mm, with at least 1 outer ply of alder, ash, beech, birch,cherry,etc	1 789 780	14 146 547	2 311 534	17 649 998
44123400	Plywood,consist only sheets of wood,each ply <6 mm thick, oth w/at least 1 outer ply nonconiferous n.e.c subhead 4412.33	805 655	8 864 442	712 190	6 731 640
44123900	Plywood,consisting only of sheets of wood (not bamboo), each ply 6mm or thinner,with both outer plies of coniferous wood	5 375 880	25 797 442	4 501 029	21 801 982
44129400	Blockboard, laminboard and battenboard (not bamboo,& other than plywood consisting only of sheets of wood each ply<=6mm)	19 272 627	146 551 444	19 546 166	151 719 865

Tabel 3 : Ekspor Indonesia menurut Komoditi (Kode HS 8 digit)

Juni 2019

Kode H S	Uraian golongan barang	Berat bersih (Kg)		Nilai F.O.B. (U S \$)	
		Bulan ini	Kumulatif	Bulan ini	Kumulatif
(1)	(2)	(3)	(4)	(5)	(6)
44129910	Plywood,veneered panels&similar (o.t block,lamin&batten-board, bamboo,&plywood each ply <=6mm), >=1 side faced w plastic	371 582	2 391 052	774 061	4 914 862
44129920	Plywood,veneered panels&similar (o.t block,lamin&batten-board, bamboo,&plywood each ply <=6mm), >=1 side faced with teak	-	45 657	-	88 902
44129930	Plywood,veneered panel&similar (o.t block,lamin&batten-board, bamboo, each ply <=6mm),>=1 side faced w oth tropical wood	259 951	1 252 581	216 000	1 098 003
44129990	Plywood,veneered panel&similar (o.t block,lamin&batten-board, bamboo, each ply <=6mm),>=1 side faced,nec subhead 4412.99	921 796	9 607 666	1 349 984	14 635 748
44140000	Wooden frames for paintings, photographs, mirrors or similar objects.	845 579	6 311 722	2 541 613	21 365 733
44151000	Wood, cases, boxes, crates, drums and similar packings, cabledrums	182 909	1 355 190	295 143	2 123 597
44152000	Wood, pallets, box pallets and other load boards, pallet collars	191 826	2 036 580	176 168	1 550 268
44160010	Wood, casks, barrels, vats, tubs and other coopers/Æ products and parts thereof; staves.	-	9 031	-	14 075
44160090	Wood, casks, barrels, vats, tubs and other coopers/Æ products and parts thereof; other than staves.	3 400	67 147	5 940	175 710
44170010	Wood, boot or shoe lasts, of wood	10	15 481	50	7 437
44170090	Wood, tools, tool bodies, tool handles, broom or brush bodies and handles, of wood	69 130	999 003	227 704	2 487 676
44181000	Wood, windows, French windows and their frames	71 171	584 873	94 274	1 018 551
44182000	Wood, doors and their frames and thresholds	6 339 362	48 967 651	12 949 275	101 929 550
44184000	Wood, shuttering for concrete constructional work	-	146 530	-	60 853
44185000	Wood, shingles and shakes	4 510	109 996	2 226	115 315
44186000	Wood,posts and beams	25 900	262 602	26 774	286 438
44187400	Wood, assembled flooring panels, not of bamboo or with at least the top layer (wear layer) of bamboo, for mosaic floors	-	10 675	-	72 302
44187500	Wood, assembled flooring panels, not of bamboo or with at least the top layer (wear layer) of bamboo, multilayer	1 408 935	12 720 710	4 304 891	38 551 900
44187900	Wood, assembled flooring panels, n.e.c in headings 4418.73-4418.75	726 888	6 335 913	2 047 800	15 801 078
44189910	Wood, builders' joinery and carpentry of wood n.e.c. in heading no. 4418, other than of bamboo, cellular wood panels	1 325 345	12 439 777	2 206 362	19 434 770
44189990	Wood, builders' joinery and carpentry of wood n.e.c. in heading 4418, oth thn of bamboo, oth thn cellular wood panels	2 533 659	22 479 558	4 348 508	39 768 349
44191100	Tableware and kitchenware, of wood; of bamboo, bread boards, chopping boards and similar boards	381	90 871	1 520	115 477
44191200	Tableware and kitchenware, of wood; of bamboo, chopsticks	6 505	49 181	32 789	158 993
44191900	Tableware and kitchenware, of wood; of bamboo, n.e.c. in heading 4419	2 155	35 417	18 923	214 516
44199000	Tableware and kitchenware, of wood; not of bamboo	335 352	3 382 867	1 064 330	11 079 787
44201000	Wood, statuettes and other ornaments, of wood	829 124	8 258 305	2 773 490	28 440 057
44209010	Wood, wooden articles of furniture not falling in Chapter 94	132 192	949 562	452 223	4 174 291
44209090	Wood marquetry and inlaid wood, caskets and cases for jewellery or cutlery, and similar articles, of wood	24 666	167 859	28 428	204 494
44211000	Clothes hangers of wood	1 880	29 103	48 914	214 776
44219110	Spools, cops and bobbins, sewing thread reels and the like of bamboo	-	183	-	1 899
44219120	Match splints of bamboo	-	6 372	-	9 829
44219130	Candy sticks, ice-cream sticks and ice-cream spoons of bamboo	47	2 057	127	6 770
44219140	Fans and handscreens, frames and handles therefor, and parts thereof of bamboo	-	16	-	860
44219150	Prayer beads of bamboo	-	6	-	195
44219160	Toothpicks of bamboo	-	3	-	3

Tabel 3 : Ekspor Indonesia menurut Komoditi (Kode HS 8 digit)

Juni 2019

Kode H S	Uraian golongan barang	Berat bersih (Kg)		Nilai F.O.B. (U S \$)	
		Bulan ini	Kumulatif	Bulan ini	Kumulatif
(1)	(2)	(3)	(4)	(5)	(6)
44219190	Wood, of bamboo, articles n.e.c. HS 4421.91.10 - HS 4421.91.60	26 505	85 492	27 219	116 504
44219910	Spools, cops and bobbins, sewing thread reels and the like of wood other than of bamboo	790	13 860	5 890	135 219
44219940	Candy sticks, icecream sticks and icecream spoons other than of bamboo	1	13 226	2	26 102
44219970	Wood, fans and handscreens, frames and handles therefor, and parts thereof other than of bamboo	-	666	-	6 950
44219980	Wood, toothpicks other than of bamboo	400	1 256	84	705
44219993	Wood, prayer beads other than of bamboo	-	10	-	80
44219994	Wood, other beads other than of bamboo	98	2 850	78	4 120
44219996	Wood, barecore other than of bamboo	28 199 945	261 831 103	17 875 058	153 565 708
44219999	Wood, article of wood, other than bamboo, articles n.e.c. HS 4421.99.93 - HS 4421.99.96	45 271	418 880	170 138	1 376 324
45031000	Articles of natural cork, corks and stoppers of natural cork	-	41	-	4 592
45039000	Articles of natural cork, other than corks and stoppers of natural cork	2 939	39 448	6 202	74 482
45041000	Cork; blocks, plates, sheets and strip, tiles of any shape, solid cylinders (including discs), of agglomerated cork	80	1 374	75	2 900
45049000	Articles of agglomerated cork oth thn blocks,plates,sheets & strip,tiles of any shape, solid cylinders, including discs.	-	864	-	12 661
46012100	Plaiting materials, plaits and similar products of plaiting materials; mats, matting and screens, of bambo	23 551	249 061	66 971	790 865
46012200	Plaiting materials, plaits and similar products of plaiting materials; mats, matting and screens, of rattan	31 471	194 112	199 260	1 482 100
46012900	Plaiting materials, plaits & similar products; mats, matting&screens, of vegetable materials other than bamboo or rattan	40 162	284 787	237 605	1 569 167
46019210	Plaits and similar products of plaiting materials, whether or not assembled into strips of bamboo	-	2 299	-	7 820
46019220	Fans and handscreens, frames and handles therefor, and parts thereof of bamboo	132	946	5 172	7 349
46019290	Plaiting materials, plaits and similar products of plaiting materials; of bamboo, n.e.c HS 4601.92.10 - HS 4601.92.20	23 096	270 904	31 987	325 173
46019310	Plaits and similar products of plaiting materials, whether or not assembled into strips of rattan	1 596	26 705	13 661	232 721
46019320	Fans and handscreens, frames and handles therefor, and parts thereof of rattan	103	2 044	2 010	25 207
46019390	Plaiting materials, plaits and similar products of plaiting materials; of rattan, n.e.c HS 4601.93.10 - HS 4601.93.20	97	9 335	475	69 628
46019410	Plaits and similar products of plaiting materials, whether or not assembled into strips of vegetable materials	106	3 372	9 189	117 920
46019490	Plaiting materials, plaits&similar products of plaiting materials,of vegetable materials,n.e.c HS 4601.94.10-4601.94.20	4	21 551	31	55 411
46019910	Mats and matting of other than bamboo, rattan, and other vegetable materials	39	10 829	260	86 596
46019920	Plaits and similar products of plaiting materials, whether or not assembled into strips	12 927	165 198	81 465	1 035 643
46019990	Plaiting materials,plaits&similar prod of plaiting material, product of non-vegetable materials,nec HS 46019910-46019930	19 936	336 125	21 720	456 313
46021110	Travelling bags and suitcases of bamboo	103	5 795	6 005	35 208
46021190	Basketwork, wickerwork and other articles; of bamboo, n.e.c HS 4602.11.10 - HS 4602.11.20	67 574	1 082 351	244 061	3 534 210
46021210	Travelling bags and suitcases of rattan	61 278	294 598	247 459	1 621 175
46021220	Envelopes for bottles of rattan	-	105	-	1 740
46021290	Basketwork, wickerwork and other articles; of rattan, n.e.c HS 4602.12.10 - HS 4602.12.20	643 166	5 726 160	2 453 678	23 931 560
46021910	Travelling bags and suitcases of vegetable materials other than of bamboo and rattan	94 386	490 973	829 743	3 950 814

Tabel 3 : Ekspor Indonesia menurut Komoditi (Kode HS 8 digit)

Juni 2019

Kode H S	Uraian golongan barang	Berat bersih (Kg)		Nilai F.O.B. (U S \$)	
		Bulan ini	Kumulatif	Bulan ini	Kumulatif
(1)	(2)	(3)	(4)	(5)	(6)
46021990	Basketwork, wickerwork and other articles; of vegetable materials, n.e.c HS 4602.19.10 - HS 4602.19.20	72 250	925 075	471 157	6 144 887
46029010	Travelling bags and suitcases other than of vegetable materials	7 498	62 249	67 943	652 706
46029020	Envelopes for bottles other than of vegetable materials	-	1	-	1
46029090	Basketwork, wickerwork and other articles; other than vegetable materials, n.e.c HS 4602.90.10 - HS 4602.90.20	12 489	203 888	129 512	1 296 604
47020000	Chemical wood pulp, dissolving grades	48 924 400	308 657 796	26 749 880	177 345 002
47032900	Chemical wood pulp, soda or sulphate, (other than dissolving grades); semi-bleached or bleached, of non-coniferous wood	274 957 701	1 970 259 780	149 734 537	1 130 672 810
47062000	Pulp of fibres derived from recovered (waste and scrap) paper or paperboard	77	1 478 122	240	604 382
47063000	Pulps of fibres derived from bamboo	2 635	8 728	2 635	8 818
47069100	Pulps of fibres derived from other fibrous cellulosic material obtained by mechanical processes	64 409	449 328	176 854	1 266 453
47071000	Recovered (waste and scrap) unbleached kraft paper or paperboard or corrugated paper or paperboard	302 318	1 692 143	43 406	334 781
47073000	Paper or paperboard; waste and scrap, made mainly of mechanical pulp (e.g newspapers, journals & similar printed matter)	570	60 240	190	11 476
47079000	Paper or paperboard;waste&scrap, of paper/paperboard n.e.c. sub heading 4707.10 - 4707.30&of unsorted waste&scrap	1 140 492	7 880 746	120 033	1 138 224
48010011	Newsprint; Weighing not more than 55 g/m2; In rolls, of a width exceeding 28 cm but not exceeding 36 cm	204 246	733 181	126 381	484 976
48010012	Newsprint; Weighing not more than 55 g/m2; In rolls, other than 4801.00.11	2 577 163	21 548 810	1 516 843	14 018 105
48010014	Newsprint; Weighing <=55g/m2; In sheets, square/rectangular, one side >36 cm, & oth side >15 cm in the unfolded state	-	57 123	-	58 613
48010022	Newsprint; Weighing more than 55 g/m2; In rolls, n.e.c HS 4801.00.21	-	200	-	200
48010023	Newsprint; Weighing>55g/m2; In sheets, square/rectangular, one side>28cm but<36cm, & oth side>15cm in the unfolded state	9	9	14	14
48010024	Newsprint; Weighing >55g/m2; In sheets, square/rectangular, one side >36 cm, & oth side >15 cm in the unfolded state	1 025	11 766	1 618	5 536
48021000	Hand-made paper or paperboard	2	2	21	21
48022090	Uncoated paper&paperboard in rolls of >15 cm in width/in rectangular sheet of which no side >36 cm in the unfolded state	1 500	9 916	8 450	28 138
48024090	Wallpaper in rolls of > 15 cm width / rectangular (incl square) sheets of which no side > 36 cm in the unfolded state	-	260	-	1 544
48025429	Paperboard,oth carbon base ppr w<20g/m2, roll >15cm, width/rectangular sheet of which no side>36cm,unfold state,w<40g/m2	14 997	383 502	19 071	463 198
48025490	Carbonishing base paper, n.e.c HS code 4802.54.30 - HS 4802.54.50	45 857	390 183	67 612	606 722
48025569	Paper and paperboard of a kind used for writing, printing and other graphic purposes, of a width exceeding 15 cm	5 295 911	33 029 448	4 125 733	25 369 302
48025590	Paper and paperboard of a kind used for writing, printing and other graphic purposes, other than multi-ply paper	51 911 947	355 475 358	35 666 740	242 144 415
48025620	Fancy&ppr,w/ wtrmrk,granitizedFelt,fibre,vellumAntique-Finish/speckBlend,40-150 g/m2, 1 side<435mm&oth<297mm,unfoldState	18 731	164 714	21 260	187 444
48025641	Paper&paperboard of a kind used for writing,printing&oth graphic purposes,width<36cm in rectangular sheet,unfolded state	11 523 620	70 374 682	10 276 832	62 571 671

Tabel 3 : Ekspor Indonesia menurut Komoditi (Kode HS 8 digit)

Juni 2019

Kode H S	Uraian golongan barang	Berat bersih (Kg)		Nilai F.O.B. (U S \$)	
		Bulan ini	Kumulatif	Bulan ini	Kumulatif
(1)	(2)	(3)	(4)	(5)	(6)
48025690	Paper&paperboard,used for writing,printing&oth graphic purposes,40-150 g/m2, 1 side<435mm &oth<297mm,oth multi-ply paper	139 244 195	802 691 488	106 777 081	627 180 050
48025711	Carbonising base paper, with no side > 36 cm in the unfolded state, weighing 40 g/m2 or more but not more than 150 g/m2	-	50 413	-	108 977
48025719	Carbonising base paper, with no side <= 36 cm in the unfolded state, weighing 40 g/m2 or more but not more than 150 g/m2	-	15 035	-	25 239
48025729	Paper&paperboard,used for writing, printing&oth graphic purposes, with no side <=36cm,unfolded state, weight 40-150 g/m2	8 331 688	45 114 222	6 637 518	36 462 019
48025790	Paper & paperboard, other than multi-ply paper, unfolded state, weighing 40 g/m2-150 g/m2	24 397 874	134 679 595	16 225 527	89 468 781
48025821	Fancy paper&paperboard,roll width<= 15 cm rectangular sheet w/1 side <=36cm&oth side<=15 cm, w >=150 g/m2,unfolded state	-	7 200	-	6 765
48025829	Fancy paper&paperboard,roll width > 15 cm rectangular sheet w/1 side <=36cm&oth side<=15 cm, w >=150 g/m2,unfolded state	3 090	113 364	6 747	173 245
48025831	Ppr&pprboard,for writing, printing&oth graph purpose,roll width>15 cm rect,with no side>36cm,unfolded state, w>=150 g/m2	234 572	1 231 772	245 896	1 291 461
48025839	Ppr&pprboard,for writing, printing&oth graph purpose,roll width<=15 cm rect,with no side>36cm,unfolded state,w>=150 g/m2	3 913 526	25 734 179	3 335 308	21 952 635
48025891	Paper & paperboard, weighing 150g/m2 - 225 g/m2, unfolded state, n.e.c HS 4802.58.21- HS 4802.58.40	2 681 980	12 921 713	2 056 066	9 558 729
48025899	Paper & paperboard, weighing less than 150g/m2, unfolded state, n.e.c HS 4802.58.21- HS 4802.58.40	3 374 704	16 542 744	2 842 391	14 869 718
48026159	Paper and paperboard of a kind used for writing, printing and other graphic purposes, of width > 15 cm, in roll	-	336	-	2 703
48026210	Fancy paper&paperboard, incl paper&paperboard w/watermarks sheets one side<= 36 cm & other side<= 15 cm, unfolded state	2 032	2 032	9 146	9 146
48026220	Fancy ppr&pprboard,w/wtrmrk granitizedFelt,Fibre,vellumAntique-finish/aSpeckBlend,1 side<=435mm&oth<=297mm, unfold state	-	135 450	-	359 377
48026299	Fancy paper&paperboard, oth multi-ply paper, unfolded state, in sheets 1 side<=435mm & oth<=297mm, w<150g/m2 or w>225g/m2	-	25 064	-	52 991
48026999	Paper & paperboard, other than multi-ply paper, weighing < 150 g/m2 or weighing > 225 g/m2, unfolded state	-	267 504	-	211 999
48030030	Toilet/facial tissue stock, towel or napkin stock and similar paper of cellulose wadding or of webs of cellulose fibres	172	10 323	285	11 395
48030090	Toilet/facial tissue stock, towel/napkin stock & similar paper of other than cellulose wedding/webs of cellulose fibres	61 941 867	374 478 894	63 954 774	391 519 064
48041100	Kraftliner, unbleached	317 552	952 091	119 696	434 604
48041900	Kraftliner, bleached	-	84 148	-	69 027
48042110	Sack kraft paper, unbleached of a kind used for making cement bags	-	591 501	-	400 950
48042190	Sack kraft paper, unbleached, other than of a kind used for making cement bags	50 149	97 109	33 851	65 549
48042910	Sack kraft paper, bleached of a kind used for making cement bags	-	11 988	-	9 231
48042990	Sack kraft paper, bleached, other than of a kind used for making cement bags	-	11 382	-	13 184
48043190	Kraft paper and paperboard weighing 150 g/m2 or less, unbleached, n.e.c HS 4804.31.10 - HS 4804.31.50	2 031	60 712	2 871	58 016
48043910	Kraft ppr&pprboard,150 g/m2 or less, bleached, wet strength of 40 g-60 g, used in manufacture of plywood adhesive tape	-	48	-	30

Tabel 3 : Ekspor Indonesia menurut Komoditi (Kode HS 8 digit)

Juni 2019

Kode H S	Uraian golongan barang	Berat bersih (Kg)		Nilai F.O.B. (U S \$)	
		Bulan ini	Kumulatif	Bulan ini	Kumulatif
(1)	(2)	(3)	(4)	(5)	(6)
48043920	Kraft paper and paperboard weighing 150 g/m2 or less, bleached, used for making food packaging	434 816	2 194 268	529 882	2 691 128
48043990	Kraft paper and paperboard weighing 150 g/m2 or less, bleached, n.e.c HS 4804.39.10 and HS 4804.39.20	1 906 012	16 633 657	1 921 775	17 603 001
48044190	Kraft paper and paperboard weighing 150 g/m2 - 225 g/m2, unbleached, other than electrical grade insulating kraft paper	56 693	135 345	32 529	79 250
48051100	Semichemical fluting paper	8 659 859	67 207 425	3 185 321	24 935 173
48051910	Fluting paper other than semichemical and straw, weighing more than 150 g/m2 but less than 225 g/m2	958 741	13 053 842	327 262	5 391 872
48051990	Fluting paper other than semichemical and straw, other than weighing less than 150 g/m2 but more than 225 g/m2	37 531 905	224 654 731	13 908 093	87 692 261
48052400	Testliner (recycled liner board), weighing 150 g/m2 or less	2 571 260	10 369 702	949 999	4 082 451
48052510	Testliner (recycled liner board), Weighing >150 g/m2 and < 225 g/m2	434 262	4 518 933	153 916	1 924 512
48055000	Felt paper and paperboard	1 832 258	19 200 979	914 384	9 703 050
48059190	Paper o.t for packing of flat glass products, resin cont by weight of <=0.6% & manufacture joss paper, weight <=150 g/m2	2 954 997	17 748 107	1 780 305	10 515 478
48059210	Multiply paper and paperboard, uncoated paper and paperboard, in rolls or sheets, weighing >150 g/m2 but <225 g/m2	-	249 963	-	152 500
48059290	Uncoated paper and paperboard, in rolls or sheets, weighing >150 g/m2 but <225 g/m2, other multiply paper and paperboard	602 590	1 840 133	377 332	1 107 858
48059310	Multiply paper and paperboard, uncoated paper and paperboard, in rolls or sheets, weighing >=225 g/m2	555 763	5 995 083	302 052	3 287 422
48059390	Uncoated paper and paperboard, in rolls or sheets, weighing >=225 g/m2, o.t multiply paper & paperboard & Blotting paper	-	193 618	-	74 157
48062000	Greaseproof papers	183 724	1 441 089	293 864	2 324 059
48063000	Tracing papers	223	2 113	880	8 880
48064000	Glassine and other glazed transparent or translucent papers	20 838	242 765	37 902	372 035
48070000	Composite paper & paperboard, not surface coated or impregnated, whether or not internally reinforced, in rolls or sheets.	838 495	3 949 889	536 637	2 444 462
48089090	Paper and paperboard, other than HS code 4808.90.20 - 4808.90.30	-	86 526	-	67 607
48092000	Selfcopy paper	4 187 434	28 807 034	5 828 377	40 295 834
48099090	Paper and paperboard other than carbon paper and similar copying papers	-	7	-	270
48101391	Paper and paperboard, of a width of 150 mm or less, in rolls	-	6 042	-	24 605
48101399	Paper and paperboard, other than of a width of more than 150 mm, in rolls	2 458 493	19 314 387	3 141 370	23 747 455
48101491	Pprboard; coat kaolin/o.t inorganic subs, print/write/graphic, have <10% weight fibre chemi/mechanical, unfold, no side >360mm	-	1 384 664	-	956 478
48101499	Pprboard; coat kaolin/o.t inorganic subs, print/write/graphic, have <10% weight fibre chemi/mechanical, unfold, no side <=360mm	247 111	1 802 422	182 952	1 405 884
48101910	Printed, self-record apparatus, no side >360mm unfold state, have <10% weight fibre chemi/mechanical process, side >435mm & 297mm	22 540	763 228	47 879	2 591 933
48101991	Printed, of a kind used for self-recording apparatus, of which no side >360 mm	-	4 012	-	8 465
48101999	Printed, of a kind used for self-recording apparatus, of which no side <=360 mm	1 817 231	11 256 238	2 462 668	14 580 396
48102991	Print, unused for self-record apparatus, in roll of <150mm/in sheet no side >360mm unfolded state, o.t lightweight coat paper	-	48 797	-	71 417
48102999	Print, unused for self-record apparatus, in roll of >=150mm/in sheet no side >360mm unfold state, o.t lightweight coat paper	16 226 341	87 651 364	12 684 611	70 241 892

Tabel 3 : Ekspor Indonesia menurut Komoditi (Kode HS 8 digit)

Juni 2019

Kode H S	Uraian golongan barang	Berat bersih (Kg)		Nilai F.O.B. (U S \$)	
		Bulan ini	Kumulatif	Bulan ini	Kumulatif
(1)	(2)	(3)	(4)	(5)	(6)
48103290	Kraft paper&paperboard,bleached in rolls<=150 mm width/sheets no side > 360 mm in the unfolded state weighing >150g/m2	-	152 889	-	174 142
48109290	Paper and paperboard,Multi-ply,In rolls of >150 mm in width or sheets of which side >360 mm in the unfolded state	10 787 100	48 692 893	5 995 427	27 615 441
48111090	Tarred,bituminised/asphalted pap&papboard,except inRols,width>15cm/except inRetangular(inclSquare)sheetSide<36cmunfolded	-	15 931	-	39 955
48114120	Gummed/adhesive pap&papboard,self-adhesive, in rolls, width ?15cm/ in rectangular(inclSquare) sheets side ?36cm unfolded	124 017	1 138 438	372 607	2 979 314
48114190	Gummed/adhesivePap&papboard,selfadhesive, except rolls, width>15cm/exceptRectangular(inclSquare)sheetsSide?36cm, unfolded	619 881	4 429 285	1 222 831	9 988 369
48114990	Gummed/adhesive pap&papboard,o.t adhesive,exceptInRolls,width>15cm/exc in rectang(inclSquare)shetSide?36cm unfolded	72 871	499 038	113 003	694 294
48115199	Paper&paperboard coated, bleached,weigh>150g/m2,in rolls of <=15cm,sheet no side <36cm unfolded state,o.t floor covering	175	232	15	575
48115920	Ppr&pprboard both faces w/trans film of plastic&w/a lining alumunium foil,liquid food product,bleached,weigh<=150 g/m2	-	50 900	-	37 475
48115999	Paper&paperboard coated, bleached,weigh<=150g/m2, in roll of >15cm,sheets no side <36cm unfold state,o.t floor covering	607 869	4 960 405	748 707	6 590 978
48119049	Paper, paperboard, cellulose wadding and webs of cellulose fibres n.e.c. HS 4811.90.41 - 4811.90.42	-	14 964	-	21 553
48119091	Ppr&pprboard,cellulose wadding&web cellulose fibre,in rolls>15cm rectangular sheet no side>36cm unfold state,floor cover	-	2 495	-	5 500
48119099	Paper, paperboard, cellulose wadding and webs of cellulose fibres n.e.c. HS 4811.90.91 - 4811.90.92	79 952	887 588	442 743	5 065 027
48131000	Cigarette paper, in the form of booklets or tubes.	44 057	342 867	1 733 771	10 923 041
48132000	Cigarette paper, in rolls of a width not exceeding 5 cm	860 664	7 011 395	1 614 892	12 620 896
48139010	Cigarette paper, in rolls of a width exceeding 5 cm, coated	-	64 599	-	108 714
48139090	Cigarette paper, in rolls of a width exceeding 5 cm, not coated	21 497	1 092 415	323 710	4 821 658
48162010	Selfcopy paper, in rolls of a width exceeding 15 cm but not exceeding 36 cm	915 307	7 646 697	1 294 014	10 565 156
48162090	Selfcopy paper, in rolls except of a width exceeding 15 cm but exceeding 36 cm	113 636	1 365 481	174 319	1 902 548
48169090	Paper; carbon paper&other copying/transfer papers (o.t those of heading no. 4809), n.e.c. HS 4816.20.10-4816.90.50	-	2	-	50
48171000	Envelopes	116 994	966 533	232 765	1 992 664
48172000	Letter cards, plain postcards and correspondence cards	7	9	27	37
48173000	Boxes, pouches, wallets and writing compendiums, of paper or paperboard, containing an assortment of paper stationery	-	199	-	1 179
48181000	Toilet paper	1 026 544	7 275 051	1 660 645	11 876 833
48182000	Handkerchiefs, cleansing or facial tissues and towels	3 012 393	19 184 137	5 053 662	32 000 591
48183020	Serviettes	169 833	880 870	272 000	1 476 834
48189000	Cellulose wadding or webs of cellulose fibres, oth thn hs code 4818.10.00 - 4818.50.00	120 524	2 003 881	143 502	2 404 457
48191000	Cartons, boxes and cases, of corrugated paper or paperboard	840 924	5 693 979	832 746	5 793 994
48192000	Folding cartons, boxes and cases, of noncorrugated paper or paperboard	582 284	5 374 370	1 060 877	7 614 109
48193000	Sacks and bags, having a base of a width of 40 cm or more	124 996	1 105 202	361 167	2 970 400

Tabel 3 : Ekspor Indonesia menurut Komoditi (Kode HS 8 digit)

Juni 2019

Kode H S	Uraian golongan barang	Berat bersih (Kg)		Nilai F.O.B. (U S \$)	
		Bulan ini	Kumulatif	Bulan ini	Kumulatif
(1)	(2)	(3)	(4)	(5)	(6)
48194000	Paper&paperboard; sacks&bags, including cones, of paper, paperboard, cellulose wadding/fibres, having a base width <40cm	2 227 120	11 617 839	5 119 826	30 429 677
48195000	Paper&paperboard;packing container,include record sleeve,of paper,paperboard,cellulose wadding/fibre,nec in heading 4819	630 906	4 463 901	2 318 747	16 175 722
48196000	Box files, letter trays, storage boxes and similar articles, of a kind used in offices, shops or the like	27 078	345 380	29 507	364 041
48201000	Registers, account books, note books, order books, receipt books, letter pads, memorandum pads, diaries&similar articles	2 179 786	20 413 363	3 514 663	30 916 587
48202000	Exercise books	10 412 528	31 570 241	12 525 071	38 226 178
48203000	Binders (other than book covers), folders and file covers	118 308	1 357 376	266 050	2 947 170
48204000	Manifold business forms and interleaved carbon sets	3 845	23 942	983	18 468
48205000	Albums for samples or for collections	780	24 461	19 804	272 343
48209000	Registers, account books, note books, order books,etc, other than HS code 4820.10.00-4820.50.00	76 173	1 189 630	275 026	1 790 230
48211010	Label for jewellery, incl objects of personal adornment /personal use in the pocket, in handbag / on the person, printed	-	62	-	951
48211090	Label for jewellery, incl objects of personal adornment /personal unuse in the pocket, in handbag/on the person, printed	4	6 986	1 050	43 983
48219090	Label for jewellery,incl objects of personal adornment/personal unuse in the pocket,in handbag/on the person,not printed	595	2 893	7 894	36 726
48221010	Bobbin, spool, cop supports paper pulp,paper/paperboard(perforated/hardened/not), used for winding textile yarn,cone	303 521	2 006 308	313 434	1 997 719
48221090	Bobbin, spool, cop support paper pulp,paper/paperboard(perforated/hardened/not), used for winding textile yarn, o.t cone	-	20 991	-	30 940
48229090	Bobbin, spool, cop support paper pulp,paper/paperboard(perforated/hardened/not),unused for winding textile yarn,o.t cone	75 707	945 867	110 767	1 283 899
48232010	Filter paper and paperboard, In strips, rolls or sheets	12 543	4 428 709	21 284	1 679 725
48234090	Rolls, sheets and dials, printed for selfrecording apparatus, not for electromedical apparatus	180 069	3 066 087	296 146	4 434 367
48236900	Trays, dishes, plates, cups and the like, of paper or paperboard, o.t of bamboo	524 204	4 673 164	1 501 403	14 021 011
48237000	Moulded or pressed articles of paper pulp	1 717	13 132	6 254	32 696
48239020	DisplayCardforJewellery,inclObj ofPersonal adornmentArticlesofpersonal useNormally caried inthepocket,inhandbag/onperson	-	1	-	20
48239091	Silicone paper	-	5	-	17
48239092	Joss paper	475 890	4 992 995	249 379	2 818 527
48239096	Kraft paper, cut to shape other than rectangular or square	6 362	206 496	10 773	351 575
48239099	Kraft paper, n.e.c. HS code 4823.90.91 - 4823.90.96	203 683	1 358 607	219 985	1 901 824
49011000	Printed books, brochures, leaflets and similar printed matter, in single sheets, whether or not folded	64 495	335 522	281 941	1 597 196
49019100	Dictionaries and encyclopaedias, and serial instalments thereof	-	5	-	122
49019910	Educational, technical, scientific, historical or cultural books	54 267	844 249	160 546	1 972 977
49019990	Printed books, other than educational, technical, scientific, historical or cultural books	20 539	392 605	329 613	1 548 004
49021000	Newspapers, journals&periodicals, illustrated &containing advertising material/not, appearing at least four times a week	354	2 402	1 847	5 713
49029010	Educational, technical, scientific, historical or cultural journals and periodicals	1 082	8 845	2 091	17 508
49029090	Newspaper, journals,& periodicals, oth thn educational, technical, scientific,historical/cultural journals & periodicals	959	7 655	8 716	44 228
49030000	Children's picture, drawing or colouring books.	30 080	134 406	113 752	586 644

Tabel 3 : Ekspor Indonesia menurut Komoditi (Kode HS 8 digit)

Juni 2019

Kode H S	Uraian golongan barang	Berat bersih (Kg)		Nilai F.O.B. (U S \$)	
		Bulan ini	Kumulatif	Bulan ini	Kumulatif
(1)	(2)	(3)	(4)	(5)	(6)
49040000	Music, printed or in manuscript, whether or not bound or illustrated.	-	1	-	10
49051000	Globes, printed	-	322	-	18 822
49059100	Maps&hydrographic/similar charts of all kinds,including atlases,wall maps&topographical plans,printed,In book form	1 031	8 020	742	12 111
49059900	Maps&hydrographic /similar charts of all kinds,including atlases,wall maps&topographical plans,printed,not in book form	-	234	-	1 094
49060000	Plans&drawingsforArchitectural, engineering,industry,trade, topographic,handwriting, photographReproduction&carbonCopies	66	905	730	153 314
49070021	Unused postage stamps	227	325	4 600	7 100
49070029	Revenue or similar stamps	-	182 717	-	1 164 397
49070040	Stock, share or bond certificates and similar documents of title, cheque forms	210	27 210	3 965	1 072 603
49070090	Stamp/postage, stampPaper, banknotes, chequeForm, stock, bond certificates&similarDocument, n.e.c HS 49070010-49070040	136 463	371 275	258 983	1 013 206
49081000	Transfers (decalcomanias), vitrifiable	609	2 045	21 924	76 151
49089000	Transfers (decalcomanias), not vitrifiable	1 491	21 198	46 104	426 824
49090000	Printed/illustratedPostcard, print CardsBearing, message/ announcements, whit/notillustrated, with/o envelopes/trimmings.	39 778	235 580	219 629	1 053 774
49100000	Calendars of any kind, printed, including calendar blocks.	2 728	26 684	15 356	279 952
49111010	Catalogues listing only educational, technical, scientific, historical or cultural books and publications	293	2 573	1 404	39 756
49111090	adv Material, comercialCatalog, apartCatalogues listing onlyeduca, technic, scient, histori/cultural books&publications	32 164	198 605	38 798	526 211
49119110	Designs	329	5 242	3 175	42 429
49119129	Pictures and photographs, of a kind to be mounted for instructional purposes, other than Anatomical and botanical	43	76	330	1 428
49119139	Pictures and photographs, other than kind to be mounted for instructional purposes, other than Anatomical and botanical	2	225	67	1 717
49119910	Printed card for jewellery/small object of person adornment/article of personal use normal carry in the pocket, handbag	1 220	5 764	23 104	50 571
49119920	Printed labels for explosives	1	8	14	120
49119990	Printed matter,apart advertsimaterial, commercial cataloguess,escPictures, design&photographs,n.e.c HS 49119910-49119930	52 066	551 605	269 472	2 139 960
50050000	Yarn spun from silk waste, not put up for retail sale.	-	3	-	3
50060000	Silk yarn and yarn spun from silk waste, put up for retail sale, silkworm gut.	3 774	14 736	37 063	131 996
50071020	Woven fabrics of noil silk, Unbleached or bleached	-	4	-	4
50071030	Woven fabrics of noil silk, Printed by the traditional batik process	20	3 501	150	16 085
50071090	Woven fabrics of noil silk, other than Unbleached or bleached and printed by the traditional batik process	-	0	-	175
50072090	Woven fabrics,cont>=85% by weight of silk/of silk waste o.t noil silk, o.t unbleach/bleach&print by traditional batik	253	8 744	312	9 632
50079020	Woven fabrics,containing less than 85% by weight/of silk waste other than noil silk, unbleached or bleached	-	7 349	-	109 660
50079090	Woven fabrics,cont<85% by weight/of silk waste o.t noil silk,o.t unbleach/bleach&print by traditional batik process	-	9 992	-	73 732
51022000	Coarse animal hair, not carded or combed	-	50	-	122
51061000	Yarn of carded wool, not put up for retail sale, containing 85 % or more by weight of wool	-	28	-	402
51062000	Yarn of carded wool, not put up for retail sale, containing less than 85 % by weight of wool	343	422	1 596	2 805

Tabel 3 : Ekspor Indonesia menurut Komoditi (Kode HS 8 digit)

Juni 2019

Kode H S	Uraian golongan barang	Berat bersih (Kg)		Nilai F.O.B. (U S \$)	
		Bulan ini	Kumulatif	Bulan ini	Kumulatif
(1)	(2)	(3)	(4)	(5)	(6)
51071000	Yarn of combed wool, not put up for retail sale, containing 85 % or more by weight of wool	-	20 430	-	158 040
51091000	Yarn of wool /of fine animal hair, put up for retail sale, containing 85 % /more by weight of wool / of fine animal hair	6	27	247	927
51100000	Yarn of coarse animal hair or of horsehair (including gimped horsehair yarn), whether or not put up for retail sale.	1 272	18 007	1 050	9 299
51112000	Woven fabric of carded wool/fine animal hair,cont<85% by weight of wool/fine animal hair,mix mainly w/ manmade filament	-	993	-	967
51113000	Woven fabric of carded wool/fine animal hair,cont<85% weight of wool/fine animal hair,mix mainly w/manmade staple fibres	-	19	-	8
51121100	Woven fabrics of combed wool/fine animal hair,containing>=85% by weight of wool/fine animal hair, weight ?200 g/m2	5	2 610	174	76 812
51121910	Woven fabric of comb wool/fine animal hair,cont>=85%weight of wool/fine animal hair,weight>200g/m2,print trad batik proc	-	598	-	24 197
51121990	Woven fabric of comb wool/fine animal hair,cont>=85%weight of wool/fine animal hair,weight>200g/m2,o.t print trad batik	186	216	7 227	8 490
51122000	Woven fabric of combed wool/fine animal hair,cont<85% by weight of wool/fine animal hair,mix mainly w/ manmade filament	2	147	52	6 683
51123000	Woven fabric of combed wool/fine animal hair,cont<85% weight of wool/fine animal hair,mix mainly w/ manmade staple fibre	-	7	-	297
51129000	Woven fabrics of combed wool or of combed fine animal hair, other than HS 5112.11 - 5112.30	6	1 166	271	91 002
52010000	Cotton, not carded or combed	93 955	571 324	113 531	772 280
52021000	Cotton yarn waste (including thread waste)	16 824	727 121	18 495	1 036 899
52029100	Cotton waste, garnetted stock	-	131 378	-	102 986
52029900	Cotton waste, other than yarn waste and garnetted stock	499 268	6 641 804	576 613	6 878 670
52030000	Cotton, carded or combed	1 487 937	14 350 804	2 142 671	18 767 473
52041190	Cotton sewing thread, not put up for retail sale, containing 85 % or more by weight of cotton, bleached	1	180	1	5 662
52041900	Cotton sewing thread, not put up for retail sale, containing less than 85 % by weight of cotton	362	12 062	1 340	17 523
52042000	Cotton sewing thread, put up for retail sale	832	6 982	185	3 404
52051100	Single cotton yarn, of uncombed fibres,contain?85%,not for retail sale,measuring ?714.29 decitex (?14 metric number)	654 530	8 152 459	874 160	12 464 992
52051200	Single cotton yarn,uncomb fibre,cont?85%,not for retail sale,measure <714.29 but ?232.56 decitex(>14but?43metric number)	5 150 193	39 651 975	12 560 631	99 866 995
52051300	Single cotton yarn,uncomb fibre,cont?85%,not for retail sale,measure <232.56 but ?192.31 decitex(>43but?52metric number)	1 210 483	8 596 887	3 393 277	24 504 617
52051400	Single cotton yarn,uncombed fibres,cont?85 %,not for retail sale,measure<192.31 but ?125decitex(>52but?80 metric number)	1 173 726	14 124 587	3 112 057	33 077 367
52052100	Single cotton yarn,combed fibres, containing ?85%,not for retail sale,measuring ?714.29 decitex (?14metric number)	111 073	693 221	258 993	1 763 492
52052200	Single cotton yarn,combed fibre,cont?85%,not for retail sale,measure <714.29 but ?232.56 decitex(>14but?43metric number)	658 994	6 600 346	1 957 738	19 904 153
52052300	Single cotton yarn,combed fibre,cont?85%,not for retail sale,measure <232.56 but ?192.31 decitex(>43but?52metric number)	769 999	9 125 204	2 543 050	29 131 820
52052400	Single cotton yarn,combed fibre,cont?85%,not for retail sale,measure <192.31 but ?125 decitex(>52but?80metric number)	1 356 792	12 167 924	4 570 274	40 585 961

Tabel 3 : Ekspor Indonesia menurut Komoditi (Kode HS 8 digit)

Juni 2019

Kode H S	Uraian golongan barang	Berat bersih (Kg)		Nilai F.O.B. (U S \$)	
		Bulan ini	Kumulatif	Bulan ini	Kumulatif
(1)	(2)	(3)	(4)	(5)	(6)
52052600	Single cotton yarn,combed fibre,cont?85%,not for retail sale,measure <125 but ?106.38 decitex(>80but?94metric number)	-	1 814	-	12 561
52052700	Single cotton yarn,combed fibre,cont?85%,not for retail sale,measure <106.38 but ?83.33 decitex(>94but?120metric number)	9 072	74 935	64 503	544 167
52052800	Single cotton yarn,combed fibre,cont?85%,not for retail sale,measure <83.33 decitex (exceeding 120 metric number)	907	907	7 021	7 021
52053100	Multiple(folded)/cable cotton yarn,uncombed fibre,cont?85%,not for retail sale,measure ?714.29 decitex(?14metric number)	-	453	-	3 848
52053200	Multiple(folded)/cable cotton yarn,uncomb fibre,cont?85%,notfor retail,measure <714.29but?232.56decitex(>14but?43metric)	226 800	465 094	544 715	1 210 115
52053300	Multiple(folded)/cable cotton yarn,uncomb fibre,cont?85%,notfor retail,measure <232.56but?192.31decitex(>43but?52metric)	89 178	524 180	306 537	1 906 087
52053400	Multiple(folded)/cable cotton yarn,uncomb fibre,cont?85%,not for retail,measure <192.31but?125 decitex (>52but?80metric)	7 258	95 437	27 025	346 495
52053500	Multiple(folded)/cable cotton yarn,uncombed fibre,containing?85%,not for retail,measure <125 decitex (>80 metric)	48	14 959	332	45 870
52054200	Multiple(folded)/cable cotton yarn,combed fibre,cont?85%,notfor retail,measure <714.29but?232.56decitex(>14but?43metric)	-	8 726	-	29 022
52054300	Multiple(folded)/cable cotton yarn,combed fibre,cont?85%,notfor retail,measure <232.56but?192.31 decitex(>43but?52metric)	19 051	84 330	72 800	328 255
52054400	Multiple(folded)/cable cotton yarn,combed fibre,cont?85%,not for retail,measure <192.31but?125 decitex (>52but?80metric)	82 404	272 826	300 635	1 009 543
52054600	Multiple(folded)/cable cotton yarn,combed fibre,cont?85%,not for retail,measure <125but?106.38 decitex (>80but?94metric)	-	59	-	641
52054700	Multiple(folded)/cable cotton yarn,comb fibre,cont?85%,not for retail,measure<106.38but?83.33 decitex (>94but?120metric)	3 629	79 763	25 475	560 615
52054800	Multiple(folded)/cable cotton yarn,uncombed fibre,containing?85%,not for retail,measure <83.33 decitex (>120 metric)	-	12 361	-	124 164
52061100	Single cotton yarn, of uncombed fibres,contain<85%,not for retail sale,measuring ?714.29 decitex (?14 metric number)	687 140	5 815 174	746 388	6 563 475
52061200	Single cotton yarn,uncomb fibre,cont<85%,not for retail sale,measure <714.29 but ?232.56 decitex(>14but?43metric number)	281 688	3 306 879	387 505	5 210 561
52061300	Single cotton yarn,uncomb fibre,cont<85%,not for retail sale,measure <232.56 but ?192.31 decitex(>43but?52metric number)	6 853	286 700	35 785	817 334
52061400	Single cotton yarn,uncombed fibres,cont<85 %,not for retail sale,measure<192.31 but ?125decitex(>52but?80 metric number)	53 942	480 003	200 770	1 846 686
52061500	Single cotton yarn,uncombed fibres,containing <85 %, not for retail sale, measuring <125 (exceeding 80 metric number)	3 992	398 924	9 979	1 020 138
52062100	Single cotton yarn,combed fibres, containing <85%,not for retail sale,measuring ?714.29 decitex (?14metric number)	258 734	2 251 301	373 338	3 309 127
52062200	Single cotton yarn,combed fibre,cont<85%,not for retail sale,measure <714.29 but ?232.56 decitex(>14but?43metric number)	296 454	2 365 565	793 594	6 690 236
52062300	Single cotton yarn,combed fibre,cont<85%,not for retail sale,measure <232.56 but ?192.31 decitex(>43but?52metric number)	860 125	6 234 176	2 331 576	18 031 373

Tabel 3 : Ekspor Indonesia menurut Komoditi (Kode HS 8 digit)

Juni 2019

Kode H S	Uraian golongan barang	Berat bersih (Kg)		Nilai F.O.B. (U S \$)	
		Bulan ini	Kumulatif	Bulan ini	Kumulatif
(1)	(2)	(3)	(4)	(5)	(6)
52062400	Single cotton yarn,combed fibre,cont<85%,not for retail sale,measure <192.31 but ?125 decitex(>52but?80metric number)	136 446	1 042 230	496 105	3 543 878
52062500	Single cotton yarn,combed fibre,containing<85%,not for retail sale,measuring <125 decitex (>80metric number)	696	9 366	2 787	54 814
52063100	Multiple(folded)/cable cotton yarn,uncombed fibre,cont<85%,not for retail sale,measure ?714.29 decitex(?14metric number)	-	24 730	-	36 183
52063400	Multiple(folded)/cable cotton yarn,uncomb fibre,cont<85%,not for retail,measure <192.31but?125 decitex (>52but?80metric)	-	203	-	603
52064300	Multiple(folded)/cable cotton yarn,combed fibre,cont<85%,notfor retail,measure <232.56but?192.31decitex(>43but?52metric)	18 984	104 783	64 136	323 363
52064400	Multiple(folded)/cable cotton yarn,combed fibre,cont<85%,not for retail,measure <192.31but?125 decitex (>52but?80metric)	-	21 773	-	93 155
52071000	Cotton yarn (other than sewing thread) put up for retail sale,containing 85% or more by weight of cotton	3 761	52 449	15 349	156 636
52079000	Cotton yarn (other than sewing thread) put up for retail sale,containing less than 85% by weight of cotton	10 728	23 203	16 931	42 447
52081100	Woven fabrics of cotton, containing ?85% by weight of cotton, unbleached, plain weave weighing <= 100 g/m2	130 096	676 600	615 213	3 663 292
52081200	Woven fabrics of cotton, containing ?85% by weight of cotton, unbleached, plain weave weighing > 100 g/m2	233 158	1 450 953	1 311 708	8 800 767
52081300	Woven fabrics of cotton, containing ?85% by weight of cotton, unbleached, 3 or 4 thread twill including cross twill	74 739	320 711	341 933	1 439 304
52081900	Woven fabrics of cotton, containing ?85% by weight of cotton, unbleached, other than HS 5208.11-5208.13	57 936	522 647	320 753	3 043 391
52082100	Woven fabrics of cotton, containing ?85% by weight of cotton, bleached, plain weave weighing <= 100 g/m2	-	11 585	-	80 874
52082200	Woven fabrics of cotton, containing ?85% by weight of cotton, bleached, plain weave weighing > 100 g/m2	16 242	144 213	178 259	1 463 545
52082300	Woven fabrics of cotton, containing ?85% by weight of cotton, bleached, 3 or 4 thread twill including cross twill	826	8 803	8 057	88 490
52082900	Woven fabrics of cotton, containing ?85% by weight of cotton, bleached, other than HS 5208.21-5208.23	15 554	79 349	98 216	343 519
52083110	Voile, woven fabrics of cotton, containing ?85% by weight of cotton, dyed, plain weave,weight <=100 g/m2	-	9 838	-	6 494
52083190	Woven fabrics of cotton, containing ?85% by weight of cotton, dyed, plain weave,weight <=100 g/m2, other than voile	2 141	32 744	20 174	381 805
52083200	Woven fabrics of cotton, containing ?85% by weight of cotton, dyed, plain weave,weight >100 g/m2	37 935	414 821	331 981	3 057 835
52083300	Woven fabrics of cotton, containing ?85% by weight of cotton, dyed, 3 or 4 thread twill, including cross twill	-	3 470	-	2 954
52083900	Woven fabrics of cotton, containing ?85% by weight of cotton, dyed, other than HS 5208.31-5208.33	19 798	112 449	256 479	1 699 723
52084290	Woven fabric of cotton,cont?85% weight of cotton,of yarn of different colour,plain weave,weight>100g/m2,o.t ikat fabric	291	18 147	7 030	78 537
52084300	Woven fabric,cont?85% weight of cotton,of diff colour yarn,plain weave,weight>100g/m2,3or4thread twill,incl cross twill	-	11 443	-	16 341
52084900	Woven fabric,cont?85% weight of cotton,of different colour yarn,plain weave,weight>100g/m2,o.t HS 5208.41-5208.43	597	5 615	4 355	241 557
52085110	Plain weave, cont?85% weight of cotton, weighing not more than 100g/m2 printed by the traditional batik process	5	565	343	6 133
52085190	Plain weave, cont?85% weight of cotton, weighing not more than 100g/m2 printed not by the traditional batik process	1	51 732	125	545 457
52085210	Plain weave, cont?85% weight of cotton, weighing more than 100g/m2 printed by the traditional batik process	17 690	139 773	288 471	2 548 138

Tabel 3 : Ekspor Indonesia menurut Komoditi (Kode HS 8 digit)

Juni 2019

Kode H S	Uraian golongan barang	Berat bersih (Kg)		Nilai F.O.B. (U S \$)	
		Bulan ini	Kumulatif	Bulan ini	Kumulatif
(1)	(2)	(3)	(4)	(5)	(6)
52085290	Plain weave, cont?85% weight of cotton weighing more than 100g/m2 printed not by the traditional batik process	34 233	349 833	542 378	5 165 900
52085910	Woven fabrics other than plain weave, weighing <200 g/m, cont?85% weight of cotton, printed by traditional batik process	7 939	39 915	78 487	485 971
52085990	Woven fabric o.t plain weave&3-thread/4-thread twill incl cross twill, weighing<200g/m, cont?85%weight of cotton	2 327	88 467	28 009	851 446
52091110	Plain weave, Duck and canvas, unbleached, containing 85 % or more by weight of cotton, weighing more than 200 g/m2	10	871	257	1 317
52091190	Plain weave, o.t Duck and canvas, unbleached, containing 85 % or more by weight of cotton, weighing more than 200 g/m2	34 821	475 484	318 627	2 756 448
52091200	Woven fabric, unbleached, 3 or 4-thread twill incl cross twill, containing >=85% by weight of cotton, weighing >200g/m2,	25 290	396 897	93 558	1 685 247
52091900	Woven fabric,unbleached,o.t plain weave&3or4-thread twill incl cross twill,cont>=85%by weight of cotton,weight>200g/m2	15 632	81 124	46 322	615 690
52092100	Plain weave, bleached, containing 85 % or more by weight of cotton, weighing more than 200 g/m2	-	121 389	-	219 460
52092200	Woven fabric, bleached, 3 or 4-thread twill incl cross twill, containing >=85% by weight of cotton, weighing >200g/m2,	8 600	64 443	139 937	847 171
52092900	Woven fabric,bleached,o.t plain weave&3or4-thread twill incl cross twill,contain>=85%by weight of cotton,weight>200g/m2	6	38 284	66	236 768
52093100	Plain weave, dyed, containing 85 % or more by weight of cotton, weighing more than 200 g/m2	593	41 972	5 104	124 343
52093200	Woven fabric, dyed, 3 or 4-thread twill incl cross twill, containing >=85% by weight of cotton, weighing >200g/m2	1 739	81 929	33 572	435 805
52093900	Woven fabric,dyed,o.t plain weave&3or4-thread twill incl cross twill,contain>=85%by weight of cotton,weight>200g/m2	1	84 440	2	568 829
52094100	Plain weave, of yarns of different colours, containing 85 % or more by weight of cotton, weighing more than 200 g/m2	-	1 133	-	35 506
52094200	Denim, of yarns of different colours, containing 85 % or more by weight of cotton, weighing more than 200 g/m2	66 105	580 726	308 441	2 743 936
52094300	Woven fabric,of yarns of diff colours, 3 or 4-thread twill incl cross twill,cont>=85% by weight of cotton,weight>200g/m2	-	8 531	-	53 912
52094900	Wvn fabric,of yarns diff colors,o.t plain weave&denim&3or4-thread twill&cross twill,cont>=85%by weight of cott,w>200g/m2	268	4 654	5 182	54 367
52095110	Plain weave, printed by the traditional batik process, containing >=85% by weight of cotton, weighing more than 200g/m2	956	54 790	19 501	495 844
52095190	Plain weave, printed not by the traditional batik process, containing >=85% by weight of cotton, weighing >200g/m2	-	2 479	-	1 741
52095210	Wofen fabrics, 3 or 4 thread twill incl cross twill, printed by traditional batik process, >=85% cotton, weight>200g/m2	5 657	20 831	38 940	154 051
52095290	Wofen fabrics, 3 or 4 thread twill incl cross twill, printed not by traditional batik process, >=85% cotton, w>200g/m2	6	6	204	204
52095910	Wvn fabric o.t plain weave&3-thread/4-thread twill&cross twill,print by traditional batik process,w>200g/m,cont?85%cott	43	57	5 623	6 314
52095990	Wvn fabric o.t plain weave&3 or 4 thread twill&cross twill,print not by traditional batik process,w>200g/m,cont?85%cott	4 398	86 059	95 529	1 690 538

Tabel 3 : Ekspor Indonesia menurut Komoditi (Kode HS 8 digit)

Juni 2019

Kode H S	Uraian golongan barang	Berat bersih (Kg)		Nilai F.O.B. (U S \$)	
		Bulan ini	Kumulatif	Bulan ini	Kumulatif
(1)	(2)	(3)	(4)	(5)	(6)
52101100	Woven fabric,unbleached, plain weave < 85% cotton mixed mainly or solely with man-made fibres, weight<200g/m2	127 575	1 219 286	626 473	5 858 576
52101900	Wvn fabric,unbleached, of weave n.e.c. in item no.5210.1, < 85% ctn mixed mainly/solely with man-made fibres, w<200g/m2	5 759	13 517	26 567	62 364
52102100	Woven fabric, bleached, plain weave < 85% cotton mixed mainly or solely with man-made fibres, weight<200g/m2	20 183	222 047	217 487	2 051 583
52102900	Wvn fabric,bleached, of weave n.e.c. in item no.5210.2, < 85% ctn mixed mainly/solely with man-made fibres, w<200g/m2	19 367	130 201	241 715	1 651 058
52103100	Woven fabric, dyed, plain weave < 85% cotton mixed mainly or solely with man-made fibres, weight<200g/m2	55 107	166 054	379 661	1 310 439
52103900	Wvn fabric,dyed, of weave n.e.c. in item no.5210.3, < 85% ctn mixed mainly/solely with man-made fibres, w<200g/m2	8 068	46 615	92 441	521 388
52104110	Wvn fabric, of yarns diff colour, plain weave <85% ctn mixed mainly/solely with man-made fibres, w<200g/m2, ikat fabric	904	94 562	8 200	736 361
52104190	Wvn fabric, of yarns diff colour,plain weave <85% ctn mix mainly/solely with man-made fibres, w<200g/m2,oth ikat fabric	-	3 735	-	67 173
52104900	Wvn fabric,of yarn diff col,of weave n.e.c. in item no.5210.4,<85% ctn mix mainly/solely with man-made fibres,w<200g/m2	-	22 979	-	181 894
52105190	Wvn fabric,oth printed by traditionalbatik process,plain weave<85% ctn mix mainly/solely with man-made fibres,w<200g/m2	4 379	44 266	53 105	428 843
52105990	Wvn fabric,printed,of weave n.e.c. in item no.5210.5,<85% ctn mix mainly/solely with man-made fibres,w<200g/m2	880	5 057	11 240	67 764
52111100	Woven fabric,unbleached, plain weave < 85% cotton mixed mainly or solely with man-made fibres, weight>=200g/m2	19 866	92 743	189 800	876 619
52111200	Wvn fabric,unbleach,plain weave<85%ctn mix mainly/solely man-made fibres,w>=200g/m2, 3or4-thread twill,incl cross twill	13 023	109 709	59 035	533 074
52111900	Wvn fabric,unbleached, of weave n.e.c. in item no.5210.1, <85% ctn mixed mainly/solely with man-made fibres, w>=200g/m2	14 657	143 865	16 964	600 945
52112000	Woven fabric,bleached, < 85% cotton mixed mainly or solely with man-made fibres, weight>=200g/m2	21 593	340 938	76 393	1 193 847
52113100	Woven fabric, dyed, plain weave < 85% cotton mixed mainly or solely with man-made fibres, weight>=200g/m2	-	18 248	-	20 381
52113200	Wvn fabric, dyed, plain weave<85%ctn mix mainly/solely man-made fibres,w>=200g/m2, 3or4-thread twill,incl cross twill	1 251	12 503	15 553	61 603
52113900	Wvn fabric,dyed,of weave n.e.c. in item no.5210.3,<85% ctn mix mainly/solely with man-made fibres,w>=200g/m2	10 707	155 530	66 594	1 024 548
52114190	Wvn fabric, of yarns diff colour,plain weave<85% ctn mix mainly/solely with man-made fibres, w>=200g/m2,oth ikat fabric	692	8 017	5 955	68 730
52114200	Wvn fabric, of yarns diff colour, <85% ctn mixed mainly/solely with man-made fibres, w>=200g/m2, denim	20 442	78 460	164 127	517 665
52114900	Wvn fabric,of yarn diff col,of weave n.e.c. in item no.5211.4,<85% ctn mix mainly/solely man-made fibres,w>=200g/m2	-	4 904	-	29 023
52115190	Wvn fabric,oth print by traditionalbatik process,plain weave<85% ctn mix mainly/solely with man-made fibres,w>=200g/m2	-	1 167	-	787
52115990	Wvn fabric,oth print traditionbatik proc,of weave n.e.c. no.5210.5,<85% ctn mix main/sole-ly man-made fibre,w>=200g/m2	-	118	-	1 780

Tabel 3 : Ekspor Indonesia menurut Komoditi (Kode HS 8 digit)

Juni 2019

Kode H S	Uraian golongan barang	Berat bersih (Kg)		Nilai F.O.B. (U S \$)	
		Bulan ini	Kumulatif	Bulan ini	Kumulatif
(1)	(2)	(3)	(4)	(5)	(6)
52121100	Woven fabric; of cotton, unbleached, weighing not more than 200g/m2, n.e.c. in heading 5201-5211	-	110	-	315
52121300	Woven fabric; of cotton, dyed, weighing not more than 200g/m2, n.e.c. in heading 5201-5211	14 010	199 761	203 326	1 329 991
52121400	Woven fabric; of cotton, of yarns diff colours, weighing not more than 200g/m2, n.e.c. in heading 5201-5211	70	573	242	3 667
52121510	Woven fabric; of cotton, print by traditional batik process, weighing not more than 200g/m2, n.e.c. in heading 5201-5211	1 011	5 767	23 556	100 440
52121590	Woven fabric; of cotton, oth print by traditional batik process, weighing <= 200g/m2, n.e.c. in heading 5201-5211	22 640	470 704	211 350	5 089 607
52122100	Woven fabric; of cotton, unbleached, weighing more than 200g/m2, n.e.c. in heading 5201-5211	607	925	30 899	39 975
52122300	Woven fabric; of cotton, dyed, weighing more than 200g/m2, n.e.c. in heading 5201-5211	-	1	-	2
52122510	Woven fabric; of cotton, print by traditional batik process, weighing more than 200g/m2, n.e.c. in heading 5201-5211	-	19	-	26
52122590	Woven fabric; of cotton, oth print by traditional batik process, weighing more than 200g/m2, n.e.c. in heading 5201-5211	109	136	610	1 069
53039000	Jute&oth textile bast fibres; proc,not spun,tow&waste of these fibres,incl yarn waste&garnet stock excl flax,hemp,&ramie	233 630	2 564 286	42 339	510 918
53050010	Sisal & oth textile fibres of the genus Agave; tow & waste of these fibres (incl yarn waste and garnetted stock)	-	8 945	-	867
53050021	Coconut fibres(coir), coconut fibres, raw	80 000	2 520 166	22 303	1 503 268
53050022	Coconut fibres(coir), coconut fibres, process	1 532 953	11 107 779	396 164	5 162 291
53050023	Abaca fibres , coconut fibres, raw & process	-	6 165	-	10 321
53050090	Ramie&oth veg textile fibre,not spec/incl,raw/proc,not spun; tow,noils&waste of these fibre incl yarn waste&garnet stock	412 080	2 382 729	80 118	466 720
53061000	Single flax yarn	-	8 770	-	28 876
53062000	Multiple (folded)/cabled flax yarn	-	9	-	191
53072000	Multiple (folded)/cabled of jute/ oth fibres bast fibres of heading 53.03.	-	1	-	31
53089010	Paper yarn of other vegetable textile fibres	1	1	3	3
53089090	Yarn; of vegetable textile fibres n.e.c. in heading no. 5306, 5307 and 5308	-	78	-	5 504
53091100	Woven fabric; of flax, containing 85% or more flax, unbleached or bleached	1	942	277	1 661
53091900	Woven fabric; of flax, containing 85% or more flax, other than unbleached or bleached	21	5 176	128	40 731
53092100	Woven fabric; of flax, containing less than 85% flax, unbleached or bleached	-	41	-	37
53092900	Woven fabric; of flax, containing less than 85% flax, other than unbleached or bleached	-	7 755	-	80 180
53101090	Woven fabrics of jute or of other textile bast fibres of heading 53.03, unbleached, not plain	-	35	-	11
53110020	Woven fabrics of oth vegetable textile fibres&paper yarn, abaca burlap	-	300	-	1 607
53110090	Woven fabrics of other vegetable textile fibres & paper yarn, other than printed by batik process & abaca burlap	-	53	-	272
54011010	Sewing thread of man-made flment of synthetic filaments, for put up retail sale	170	599	2 096	6 909
54011090	Sewing thread of man-made flment of synthetic filaments, not for put up retail sale	26 287	229 397	245 313	1 942 032
54012010	Sewing thread of man-made flment of artificial filaments, for put up retail sale	-	8 904	-	27 469
54012090	Sewing thread of man-made flment of artificial filaments, not for put up retail sale	10	4 474	152	44 397
54021100	Synththatic filamentaryarn oth than sewing High tenacity yarn of nylon/oth polyamides won textured, aramids	-	7 545	-	27 918

Tabel 3 : Ekspor Indonesia menurut Komoditi (Kode HS 8 digit)

Juni 2019

Kode H S	Uraian golongan barang	Berat bersih (Kg)		Nilai F.O.B. (U S \$)	
		Bulan ini	Kumulatif	Bulan ini	Kumulatif
(1)	(2)	(3)	(4)	(5)	(6)
54021900	Synthtatic filament yarn oth than sewing High tenacity yarn of nylon/oth polyamides won textured, other than aramids	745 209	5 293 868	3 252 157	22 143 007
54022000	Synthtatic filament yarn oth than sewing High tenacity yarn of polyesters won textured	1 146 778	9 031 942	2 201 128	17 706 291
54023100	Textured yarn of nylon/other polyamides measuring single yarn <= 50 tex	55 812	792 604	227 679	3 043 549
54023200	Textured yarn of nylon/other polyamides measuring single yarn > 50 tex	-	25 429	-	105 127
54023300	Textured yarn of polyesters	7 059 348	47 648 518	11 488 134	81 099 899
54023400	Textured yarn of polypropylene synthetic filament	426	4 463	2 467	22 018
54023900	Textured yarn, other than HS code 5402.31 - 5402.34	-	417	-	3 977
54024410	Yarn, single, untwisted or with a twist not exceeding 50 turns per metre, elastomeric of polyesters	-	9 845	-	31 491
54024420	Yarn, single, untwisted or with a twist not exceeding 50 turns per metre, elastomeric of polypropylene	-	2 125	-	4 903
54024490	Yarn, single, untwisted /with a twist not exceeding 50 turns per metre, elastomeric, other than polyester & polypropylene	-	2 235	-	1 232
54024500	Yarn, synth; filament/mono of nylon/oth polymides, single, untwist/twist <=50 turns per metre, no for retail, no sewing thread	554 732	3 632 377	2 076 863	13 884 687
54024600	Yarn, synth; filament/mono of polyester, partial oriented, single, untwist/twist <=50 turn per metre, not retail, not sew thread	923 518	7 453 828	1 202 958	10 361 949
54024700	Yarn, synthetic; filament/mono of polyesters, single, untwist/twist <=50 turns per metre, no for retail, no sewing thread	3 906 445	27 292 354	6 834 252	48 487 274
54024800	Yarn, synthetic; filament/mono of polypropylene, single, untwist/twist <=50 turns per metre, no for retail, no sewing thread	6 400	85 121	24 060	301 071
54024900	Yarn, synthetic; filament/mono, single, untwist/twist <=50 turn per metre, nec.in heading 5402, not retail, not sew thread	969	18 223	5 656	96 342
54025100	Yarn, synthetic; filament/mono, of nylon/oth polymides, single, twisted >50 turns per metre, not retail, not sewing thread	4 616	22 601	22 915	99 159
54025200	Yarn, synthetic; filament/mono, of polyesters, single, twisted >50 turns per metre, not retail, not sewing thread	1 541	474 961	8 875	966 347
54025900	Yarn, synthetic; filament/mono, single, twist >50 turn per metre, nec.in heading 5402, not for retail, not sewing thread	-	1 565	-	5 971
54026100	Yarn, synth; filament/mono, of nylon/oth polymide (not high tenacity/texture), multiple (fold)/cable, no retail, not sew thread	82 818	1 004 052	710 118	8 862 045
54026200	Yarn, synth; filament/mono, of polyesters (not high tenacity/texture), multiple (fold)/cabled, not retail, not sew thread	63 486	515 301	299 311	2 516 463
54026300	Yarn, synth; filament/mono, of polypropylene (not high tenacity/texture), multiple (fold)/cabled, not retail, not sew thread	-	771	-	3 029
54031000	Artificial filament yarn (not sewing) high tenacity yarn of viscose rayon	-	72	-	4 373
54033190	Artificial filament yarn, oth high tenacity, single, of viscose rayon, untwist/with twist <=120 turn per metre, oth textur yarn	-	110	-	441
54033290	Artificial filament yarn, oth high tenacity, single, of viscose rayon, with twist >120 turn per metre, oth textured yarn	-	12 819	-	68 485
54034190	Artificial filament yarn, other than high tenacity, multiple (folded)/cabled, of viscose rayon, other than textured yarn	-	341	-	1 981
54034990	Artificial filament yarn, other than high tenacity, multiple (folded)/cabled, n.e.c. 5403.41 to 5403.42, oth textured yarn	1 333	9 053	46 616	303 093

Tabel 3 : Ekspor Indonesia menurut Komoditi (Kode HS 8 digit)

Juni 2019

Kode H S	Uraian golongan barang	Berat bersih (Kg)		Nilai F.O.B. (U S \$)	
		Bulan ini	Kumulatif	Bulan ini	Kumulatif
(1)	(2)	(3)	(4)	(5)	(6)
54041900	Synthetic monfilament of >=67 decitex, dimension >1mm, width <=5mm, other than elastomeric or polypropylene	107 457	615 100	241 444	1 790 162
54049000	Synthetic filament of >=67 decitex, dimension >1mm, strip and the like width <=5mm	106 398	505 514	642 843	2 759 460
54060000	Man-made filament yarn (other than sewing thread), put up for retail sale	-	30	-	94
54071021	Woven fabrics obtained high tenacity yarn of nylon/oth polyamides/polyesters, tyre fabrics, conveyor duck, unbleached	264	264	803	803
54071029	Woven fabrics obtained high tenacity yarn of nylon/oth polyamides/polyesters, tyre fabrics,conveyor duck, bleached	4 244	38 930	298 338	2 140 929
54071091	Woven fabrics obtained high tenacity yarn of nylon/oth polyamides/polyesters, oth tyre fabrics&conveyor duck,unbleached	4 877	71 872	50 584	603 095
54071099	Woven fabrics obtained high tenacity yarn of nylon/oth polyamides/polyesters, oth tyre fabrics&conveyor duck, bleached	796 117	5 625 770	5 308 597	42 277 614
54072000	Woven fabrics of synt filament yarn woven fabrics obtained from strip/thelike	462 941	3 543 810	711 731	5 555 220
54073000	Woven fabrics of synt filament yarn fabrics specified in nota 9 to section XI	3 392	7 142	88 442	107 617
54074110	Woven nylon mesh fabrics of untwisted filament yarn,cont ?85% of by weight, use as reinforcing material for tarpaulins	-	1 397	-	34 246
54074190	Woven fabric cont ?85% of nylon/oth polyamide o.t mesh fabric of untwisted yarn use as reinforce material for tarpaulin	0	1 941	1	22 003
54074200	Woven fabrics of synthetic filament yarn from nylon containing >=85%, dyed	31 034	517 591	698 234	8 264 370
54074400	Woven fabrics of synthetic filament yarn from nylon containing >=85%, printed	-	4 005	-	28 412
54075100	Woven fabrics of synthetic filament yarn from polyester containing >=85%, unbleached or not	30 079	343 659	164 318	1 986 357
54075200	Woven fabrics of synthetic filament yarn from polyester containing >=85%, dyed	416 563	3 618 577	3 118 664	26 541 303
54075300	Woven fabrics of synthetic filament yarn from polyester containing >=85%, of yarn of different colours	4 888	66 568	21 677	314 861
54075400	Woven fabrics of synthetic filament yarn from polyester containing >=85%, printed	143 755	1 641 750	1 282 465	14 640 004
54076110	Woven fabrics, containing >=85% of by weight of non textured polyester filament, unbleached or bleached	176 774	1 481 204	1 300 496	10 845 915
54076190	Woven fabrics, containing >=85% of by weight of non textured polyester filament, other than unbleached or bleached	718 672	6 314 406	5 500 032	49 125 310
54076910	Woven fabrics containing ?85% polyester filament,containing <85 % nontexture polyester filament, unbleached or bleached	36 274	319 881	191 391	1 725 050
54076990	Woven fabrics containing ?85% polyester filament,containing <85 % nontexture polyester filament,o.t unbleached/bleached	2 489	156 555	24 352	1 135 945
54077100	Woven fabric, containing>=85% by weight of synthetic filament(excl nylon/other polyamide&polyester), unbleached/bleached	283 134	1 509 485	518 399	3 021 254
54077200	Woven fabric, containing>=85% by weight of synthetic filament(excluding nylon/other polyamide&polyester), dyed	142 595	1 360 640	1 019 186	10 791 696
54077300	Wvn fabric,contain>=85% by weight of synthetic filament(excl nylon/other polyamide&polyester), yarns of different colour	386 316	3 078 550	2 299 423	18 785 566
54077400	Woven fabric, containing>=85% by weight of synthetic filament(excluding nylon/other polyamide&polyester), printed	30 808	642 908	159 339	3 045 095
54078100	Wvn fabric,of synth filament yarn,contain<85% by weight of synth filament,mix mainly/solely with cotton,bleach/unbleach	8 512	45 384	54 628	261 199

Tabel 3 : Ekspor Indonesia menurut Komoditi (Kode HS 8 digit)

Juni 2019

Kode H S	Uraian golongan barang	Berat bersih (Kg)		Nilai F.O.B. (U S \$)	
		Bulan ini	Kumulatif	Bulan ini	Kumulatif
(1)	(2)	(3)	(4)	(5)	(6)
54078200	Woven fabric,of synthetic filament yarn,contain<85% by weight of synthetic filament,mix mainly/solely with cotton, dyed	-	14 252	-	96 438
54078300	Wvn fabric,of synth filament yarn,contain<85% by weight of synth filament,mix mainly/solely w/cotton,yarn of diff colour	-	6 499	-	35 232
54078400	Wvn fabric,of synthetic filament yarn,contain<85% by weight of synthetic filament,mix mainly/solely with cotton, printed	-	2 770	-	27 665
54079100	Woven fabrics of synthetic filament yarn, bleached or unbleached, n.e.c. in heading no. 5407	332 320	1 658 827	1 321 612	6 398 060
54079200	Woven fabrics of synthetic filament yarn, dyed, n.e.c. in heading 5407	0	6	1	145
54079300	Woven fabrics of synthetic filament yarn, of yarns of different colours, n.e.c. in heading no. 5407	2 768	97 390	15 094	388 044
54079400	Woven fabrics of synthetic filament yarn, printed, n.e.c. in heading no. 5407	7 878	128 210	213 515	2 732 994
54081010	Woven fabrics of viscose rayon, high tenacity, artificial filament yarn, unbleached	-	0	-	1
54081090	Woven fabrics of viscose rayon, high tenacity, artificial filament yarn, other than unbleached	43 043	524 115	342 938	4 016 852
54082100	Woven fabric of artificial filament yarn, contain>=85% by weight of artificial filament, strip/the like,bleach/unbleach	2 344	13 815	50 176	120 845
54082200	Woven fabrics of artificial filament yarn, containing >=85% by weight of artificial filament, strip or the like, dyed	0	10 821	9	188 201
54082300	Woven fabrics containing 85% or more by weight of artificial filament, strip or the like, of yarns of different colours	-	11 313	-	40 260
54082400	Woven fabrics of artificial filament yarn, containing >=85% by weight of artificial filament, strip or the like, printed	16 614	62 679	93 428	522 063
54083100	Woven fabrics; of artificial filament yarn, of artificial monofilament, strip and the like, unbleached or bleached	1 552	5 358	2 265	12 785
54083200	Woven fabrics; of artificial filament yarn, of artificial monofilament, strip and the like, dyed	-	1 703	-	2 194
54083300	Woven fabrics of artificial filament yarn, of artificial monofilament, strip and the like, of yarns of different colours	-	1 270	-	9 896
55011000	Fibres; synthetic filament tow, of nylon or other polyamides	-	661	-	3 386
55012000	Fibres; synthetic filament tow, of polyesters	692	10 664	41 522	544 772
55013000	Fibres; synthetic filament tow, acrylic or modacrylic	9	9	10	12
55021000	Fibres; artificial filament tow of cellulose acetate	-	2 254	-	11 338
55029000	Fibres; artificial filament tow, other than cellulose acetate	-	260 288	-	1 141 354
55031900	Synthetic staple fibres of nylon or other polyamides oth aramids, not carded, combed or otherwise processed for spinning	3 720	3 720	13 677	13 677
55032000	Synthetic staple fibres, of polyesters, not carded, combed or otherwise processed for spinning	21 356 727	133 512 945	23 524 440	153 293 857
55033000	Synthetic staple fibres, acrylic or modacrylic, not carded, combed or otherwise processed for spinning	24 127	24 127	34 084	34 084
55039090	Synthetic staple fibres, not carded, combed or otherwise processed for spinning, other than of polyvinyl alcohol	321 620	2 612 625	444 483	3 744 743
55041000	Artificial staple fibres, of viscose, not carded, combed or otherwise processed for spinning	34 304 742	166 479 340	53 564 385	255 743 016
55049000	Artificial staple fibres, other than of viscose, not carded, combed or otherwise processed for spinning	-	465	-	24 919
55051000	Fibres; waste (including noils, yarn waste and garnetted stock), of synthetic fibres	380 946	2 639 993	362 213	2 656 552
55052000	Fibres; waste (including noils, yarn waste and garnetted stock), of artificial fibres	144 993	558 509	133 296	512 288

Tabel 3 : Ekspor Indonesia menurut Komoditi (Kode HS 8 digit)

Juni 2019

Kode H S	Uraian golongan barang	Berat bersih (Kg)		Nilai F.O.B. (U S \$)	
		Bulan ini	Kumulatif	Bulan ini	Kumulatif
(1)	(2)	(3)	(4)	(5)	(6)
55061000	Fibres; synthetic staple fibres, of nylon or other polyamides, carded, combed or otherwise processed for spinning	877	2 043	5 843	48 416
55062000	Fibres; synthetic staple fibres, of polyesters, carded, combed or otherwise processed for spinning	12	151	144	2 425
55064000	Fibres; synthetic staple fibres, of polypropylene, carded, combed or otherwise processed for spinning	-	0	-	0
55069000	Fibres; synthetic staple fibres, n.e.c. in heading no. 5506, carded, combed or otherwise processed for spinning	-	29 687	-	19 270
55070000	Fibres; artificial staple fibres, carded, combed or otherwise processed for spinning	1	1	7	7
55081010	Sewing thread; of synthetic staple fibres, put up for retail sale	77 239	321 501	232 591	942 255
55081090	Sewing thread; of synthetic staple fibres, not put up for retail sale	130 927	1 114 088	575 487	5 122 938
55082090	Sewing thread; of artificial staple fibres, not put up for retail sale	1	68	1	419
55091100	Single yarn containing >=85 % by weight of staple fibres of nylon/other polyamides, not put up for retail sale	-	25 009	-	71 397
55091200	Multiple(fold)/cabled yarn contain>=85 % by weight of staple fibre of nylon/other polyamide, not put up for retail sale	-	61 986	-	197 256
55092100	Single yarn containing 85 % or more by weight of polyester staple fibres, not put up for retail sale	10 760 034	81 856 774	20 154 811	157 501 641
55092200	Multiple(folded) or cabled yarn containing 85 % or more by weight of polyester staple fibres, not put up for retail sale	1 549 739	13 714 276	3 784 379	34 808 359
55093100	Single yarn containing 85 % or more by weight of acrylic or modacrylic staple fibres, not put up for retail sale	327 402	2 443 390	1 363 203	9 900 493
55093200	Multiple (folded)/cabled yarn contain >=85% by weight of acrylic or modacrylic staple fibres, not put up for retail sale	2 322 192	17 077 107	7 554 529	55 242 533
55094100	Single yarn, cont. 85% or more by weight of synthetic staple fibres, not put up for retail sale	4 950	334 150	41 159	983 061
55094200	Multiple/folded or cabled yarn, cont. 85% or more by weight of synthetic staple fibres, not put up for retail sale	12 473	136 079	29 297	544 133
55095100	Yarn; of polyester staple fibres, mixed mainly or solely with artificial staple fibres, not put up for retail sale	4 797 976	39 103 091	10 452 743	86 740 647
55095290	Yarn of polyester staple fibre, mix mainly/solely with wool/fine animal hair, not for retail sale, other single yarn	-	509	-	989
55095300	Yarn; of polyester staple fibres, mixed mainly or solely with cotton, not put up for retail sale	3 458 438	23 995 504	7 705 845	57 003 732
55095900	Yarn; of polyester staple fibres, mixed mainly/solely with fibres n.e.c. in item no. 5509.5, not put up for retail sale	147 843	545 369	207 019	759 776
55096100	Yarn; of acrylic/modacrylic staple fibres, mixed mainly/solely with wool/fine animal hair, not put up for retail sale	28 352	267 192	215 186	2 467 189
55096200	Yarn; of acrylic/modacrylic staple fibres,mixed mainly/solely with cotton,not put up for retail sale	-	40 669	-	225 270
55096900	Yarn; of acrylic/modacrylic staple fibres, mixed mainly/solely with fibres n.e.c. in item no.5509.6, not for retail sale	433 269	2 383 842	2 177 699	12 006 486
55099200	Yarn; of synthetic staple fibres, mixed mainly or solely with cotton, not put up for retail sale	-	19 665	-	47 493
55099900	Yarn; synthetic staple fibres, mixed mainly/solely with fibres (oth wool, fine animal hair/cotton) not for retail sale	24 614	118 689	34 282	134 903
55101100	Single yarn, containing >=85% by weight of artificial staple fibres, not put up for retail sale	8 746 249	81 843 977	21 552 002	209 873 095
55101200	Multiple (folded) or cabled yarn, containing >=85% by weight of artificial staple fibres, not put up for retail sale	660 770	4 546 729	1 887 316	13 586 192

Tabel 3 : Ekspor Indonesia menurut Komoditi (Kode HS 8 digit)

Juni 2019

Kode H S	Uraian golongan barang	Berat bersih (Kg)		Nilai F.O.B. (U S \$)	
		Bulan ini	Kumulatif	Bulan ini	Kumulatif
(1)	(2)	(3)	(4)	(5)	(6)
55102000	Yarn(not sewing thread), of artificial staple fibre, mixed mainly/solely with wool/fine animal hair, not for retail sale	-	4	-	15
55103000	Yarn; (not sewing thread), of artificial staple fibres, mixed mainly or solely with cotton, not put up for retail sale	77 859	552 778	271 044	1 837 257
55109000	Yarn (other than sewing thread) of artificial staple fibres, not put up for retail sale, other yarn	172 159	3 170 320	468 619	8 320 358
55111010	Yarn(not sew thread),synthetic staple fibre,cont>=85%by weight such fibre,knitting yarn,crochet thread&embroidery thread	-	160	-	8 325
55112010	Yarn(not sew thread),synthetic staple fibre,cont<85%by weight such fibre,knitting yarn,crochet thread&embroidery thread	23 769	204 733	33 590	292 559
55112090	Synthetic staple fibres,containing< 85 % by weight of such fibres,oth thn knitting yarn,crochet thread&embroidery thread	1	3	1	4
55113000	Yarn; (not sewing thread), of artificial staple fibres, put up for retail sale	43	196	99	4 487
55121100	Woven fabrics; of synthetic staple fibres, containing >=85% by weight of polyester staple fibres, unbleached or bleached	165 190	1 676 430	588 765	5 816 701
55121900	Woven fabrics; of synthetic staple fibres, containing>=85% by weight of polyester staple fibres, oth unbleached/bleached	14 997	89 100	103 848	316 638
55122100	Woven fabrics;of synthetic staple fibres, contain>=85% by weight of acrylic/modacrylic staple fibres,unbleached/bleached	-	4 246	-	49 549
55122900	Woven fabrics;of synthetic staple fibre,contain>=85%by weight of acrylic/modacrylic staple fibre,oth unbleached/bleached	1 275	25 339	6 824	153 025
55129900	Woven fabric;synth staple fibres,contain>=85%by weight oth polyester,akrilik/modakrilik saples fibre,oth unbleach/bleach	29	5 502	1 290	33 366
55131100	Wvn fabric;plain weave,polyest staple fibre,cont<85% by weight fibre,mix mainly/solely cotton,w<=170g/m2,unbleach/bleach	727 913	5 251 022	3 888 862	25 900 473
55131200	Woven fabric;plain weave,polyester staple fibre,unbleach/bleach, 3or4-thread twill,incl cross twill,polyest staple fibre	139 418	1 028 008	844 054	5 955 833
55131300	Woven fabric;polyester staple fibre,contain<85% by weight fibre,mix mainly/solely with cotton,w<=170g/m2,unbleach/bleach	17 999	149 625	126 847	980 006
55131900	Wvn fabric;cont<85% by weight synth staple fibre(oth polyester),mix mainly/solely with cotton,w<=170g/m2,unbleach/bleach	-	9 938	-	20 833
55132100	Woven fabric;plain weave,dyed,contain<85% by weight of polyester staple fibre,mixed mainly/solely with cotton,w<=170g/m2	127 791	876 135	1 007 372	6 164 469
55132300	Woven fabric; dyed, contain<85% by weight of polyester staple fibres, mixed mainly/solely with cotton, <=170g/m2	3 303	47 000	22 814	376 455
55132900	Woven fabric;dyed,contain<85% by weight of synthetic staple fibres(oth polyester),mix mainly/solely w cotton,<=170g/m2	389	63 861	7 726	407 504
55133100	Woven fabric;plain weave,diff colour,contain<85% by weight polyester staple fibre,mix mainly/solely w cotton,<=170g/m2	1 145	7 797	14 690	118 218
55133900	Wvn fabric;yarn of diff colour,cont<85% of synth staple fibre(oth polyest,plain weave),mix mainly/solely cott,w<=170g/m2	2	5 924	98	43 773
55134900	Woven fabric;print,contain<85% by weight synth staple fibre(oth polyest,plain weave),mix mainly/solely cotton,w<=170g/m2	4 939	17 058	326	60 073

Tabel 3 : Ekspor Indonesia menurut Komoditi (Kode HS 8 digit)

Juni 2019

Kode H S	Uraian golongan barang	Berat bersih (Kg)		Nilai F.O.B. (U S \$)	
		Bulan ini	Kumulatif	Bulan ini	Kumulatif
(1)	(2)	(3)	(4)	(5)	(6)
55141100	Woven fabric;plain weave,unbleach/bleach,contain<85% by weight polyest staple fibre,mix mainly/solely cotton,w<=170g/m2	129 706	1 177 080	423 727	3 960 912
55141200	Wvn fabric;3or4-thread twill,incl cross twill,bleach/not,cont<85%of poly staple fibre,mix mainly/solely cot,w>170g/m2	158 457	2 017 216	866 647	9 934 181
55141900	Woven fabric;bleached/not, cont<85% of synthetic staple fibres of polyester, mixed mainly/solely with cotton, >170g/m2	17 021	46 919	87 993	214 380
55142100	Woven fabric;plain weave,dyed,contain<85% by weight of polyester staple fibre,mixed mainly/solely with cotton,<170g/m2	1 545	23 570	15 353	219 930
55142200	Wvn fabric;3-/4-thread twill,incl cross twill,dyed,contain<85% polyester staple fibre,mix mainly/solely w cott,>=170g/m2	60 937	426 737	461 800	3 173 401
55142300	Woven fabric;dyed,contain<85% by weight polyester staple fibre,mix mainly/solely w cotton,>170g/m2,n.e.c in head no 5514	-	2 425	-	28 037
55142900	Woven fabric;dyed,contain<85% by weight of synthetic staple fibres(oth polyester),mix mainly/solely w cotton,>170g/m2	-	10 391	-	42 912
55144200	Wvn fabric;3or4-thread twill,incl cross twill,printed,cont<85% polyester staple fibre,mix mainly/solely w cott,>170g/m2	-	1	-	8
55144900	Fabrics,woven;printed,contain<85% by weight of synthetic staple fibre(oth polyester),mix mainly/solely w cotton,>170g/m2	1 528	5 354	1 320	3 136
55151100	Fabrics, woven, mixed mainly or solely with viscose rayon staple fibres of polyester staple fibres	407 142	2 620 578	2 091 399	14 198 962
55151200	Fabric, woven, mixed mainly or solely with manmade filaments of polyester staple fibres	410 452	2 973 220	1 563 430	11 558 771
55151300	Fabric, woven, mixed mainly or solely with wool or fine animal hair of polyester staple fibres	28	3 610	448	88 716
55151900	Fabrics, woven; of polyester staple fibres nec in chapter 55, mixed mainly or solely with fibres nec in item no. 5515.1	9 323	72 026	66 474	1 016 582
55152100	Fabric, woven, mixed mainly or solely with manmade filaments of acrylic or modacrylic staple fibres	1 174	34 744	11 763	295 661
55152900	Fabrics,woven;of acrylic/modacrylic staple fibre nec in chapter 55, mixed mainly/solely with fibre nec in item no.5515.2	-	0	-	1
55159100	Fabrics, woven; of synthetic staple fibres n.e.c. in chapter 55, mixed mainly or solely with man-made filaments	-	1 099	-	1 342
55159910	Fabrics, woven; of synthetic staple fibres n.e.c. in chapter 55, mixed mainly or solely with wool or fine animal hair	-	1	-	4
55159990	Fabrics, woven; of synthetic staple fibres n.e.c. in chapter 55, other than 5515.99.10	63	929	130	18 658
55161100	Fabrics, woven; unbleached or bleached, containing 85% or more by weight of artificial staple fibres	317 658	4 143 906	1 277 593	16 994 016
55161200	Fabrics, woven; dyed, containing 85% or more by weight of artificial staple fibres	38 193	74 860	177 580	357 551
55161300	Fabrics, woven; of yarns of different colours, containing 85% or more by weight of artificial staple fibres	553	6 204	6 677	62 446
55161400	Fabrics, woven; printed, containing 85% or more by weight of artificial staple fibres	40 992	102 298	320 957	766 760
55162100	Fabrics,woven,unbleached/bleached,contain < 85% by weight artificial staple fibres,mix mainly/solely w/manmade filaments	38 283	275 072	175 866	1 250 792
55162200	Fabrics, woven; dyed, containing <85% by weight of artificial staple fibres, mixed mainly/solely with man-made filaments	-	9 116	-	55 365

Tabel 3 : Ekspor Indonesia menurut Komoditi (Kode HS 8 digit)

Juni 2019

Kode H S	Uraian golongan barang	Berat bersih (Kg)		Nilai F.O.B. (U S \$)	
		Bulan ini	Kumulatif	Bulan ini	Kumulatif
(1)	(2)	(3)	(4)	(5)	(6)
55162300	Fabrics, wvn; of yarns of different colour,cont<85% of artificial staple fibre, mix mainly/solely with man-made filament	2 557	80 596	17 845	472 355
55162400	Fabrics, woven; printed, containing <85% of artificial staple fibres, mixed mainly or solely with man-made filaments	-	1 108	-	7 587
55163100	Fabrics, woven; unbleached/bleached, cont<85% of artificial staple fibres,mix mainly/solely with wool/fine animal hair	-	36	-	324
55164100	Fabrics, woven; unbleached/bleached, containing <85% of artificial staple fibres, mixed mainly or solely with cotton	2 566	16 507	41 973	256 264
55164300	Fabrics, woven; of yarns of different colours, cont<85% of artificial staple fibres, mixed mainly/solely with cotton	-	6 832	-	59 842
55169100	Fabrics, woven; unbleached or bleached, of artificial staple fibres, n.e.c. in heading no. 5516	33 486	134 488	163 195	645 799
55169200	Fabrics, woven; dyed, of artificial staple fibres, n.e.c. in heading no. 5516	-	2 885	-	48 121
55169400	Fabrics, woven; printed, of artificial staple fibres, n.e.c. in heading no. 5516	-	17	-	419
56012100	Wadding, otheráarticlesáthereof, of cotton	20 769	62 393	60 212	226 810
56012210	Wadding of textile materials and articles thereof ,of manmade fibres, wrapped cigarette tow	26 573	261 880	142 315	1 359 932
56012290	Wadding of textile materials and articles thereof ,of manmade fibres,oth thn wrapped cigarette tow	311 941	1 734 359	3 297 882	18 841 959
56012900	Wadding, otheráarticlesáthereof, other than of cotton or man-made fibres	3	6 554	146	39 146
56013010	Wadding, textile flock and dust and mill neps, polyamide fibre flock	106 200	188 100	210 978	332 667
56013020	Wadding, textile flock and dust and mill neps, polypropylene fibre flock	-	0	-	0
56013090	Wadding, textile flock and dust and mill neps, others then of Polyamide fibre flock, others than Polyamide fibre flock	-	0	-	1
56021000	Needleloom felt and stitch-bonded fibre fabrics, impregnated, coated,ácoveredáor laminated	61 316	399 738	228 257	1 625 594
56022100	Felt of wool or fine animal hair, not impregnated, coated, covered nor laminated	-	2	-	2
56022900	Felt of textile materials other than of wool or fine animal hair, not impregnated, coated, covered nor laminated	-	0	-	11
56029000	Felt, impregnated, coated,ácoveredáor laminated (excluding needleloom felt and stitch-bonded fibre fabrics)	14 036	160 427	17 231	244 117
56031100	Nonwovens, won impregnated, coated,ácoveredáor laminated, of man-made filaments, (weighing not more than 25g/m2)	590 195	4 930 985	1 335 315	11 726 343
56031200	Nonwovens, won impregnated,coated,covered/laminated,of man-made filaments,(weighing > 25g/m2 but not < 70g/m2)	596 507	4 468 866	1 920 027	14 744 279
56031300	Nonwovens, won impregnated,coated,covered/laminated, of man-made filaments, (weighing >70g/m2 but not < 150g/m2)	152 391	923 145	449 655	2 715 670
56031400	Nonwovens, whether or not impregnated, coated,ácoveredáor laminated, of man-made filaments, (weighing more than 150g/m2)	2 639	64 516	9 105	191 495
56039100	Nonwovens, won impregnated,coated,covered/laminated, not of man-made filaments, (weighing not more than 25g/m2)	54 492	677 088	208 369	2 554 884
56039200	Nonwovens, won impregnated, coated, covered/laminated, not of man-made filaments, (weighing > 25g/m2 but < 70g/m2)	314 826	2 371 332	997 741	7 363 544
56039300	Nonwovens, won impregnated, coated, covered or laminated, not of man-made filaments, (weighing > 70g/m2 but < 150g/m2)	1	4 568	34	21 624

Tabel 3 : Ekspor Indonesia menurut Komoditi (Kode HS 8 digit)

Juni 2019

Kode H S	Uraian golongan barang	Berat bersih (Kg)		Nilai F.O.B. (U S \$)	
		Bulan ini	Kumulatif	Bulan ini	Kumulatif
(1)	(2)	(3)	(4)	(5)	(6)
56039400	Nonwovens, won impregnated, coated, covered or laminated, not of man-made filaments, (weighing more than 150g/m2)	106 432	664 246	356 151	2 894 517
56041000	Rubber thread and cord, textile covered	584	2 596	17 175	28 835
56049020	Rubber impregnated textile thread yarn other than rubber thread and cord, textile covered	-	15	-	309
56049030	High tenacity yarn of polyesters, of nylon/oth polyamides/of viscose rayon oth thn rubber thread&cord,textile covered	-	19 734	-	234 037
56049090	Rubber thread&cord,textile covered, textile yarn&strip&the like of heading 54.04/54.05 other than 5604.10.00- 5604.10.30	372	13 092	1 443	118 327
56050000	Metallised yarn,whether/not gimped,being textl yarn/strip like head 5404/5405, combine w/metal in the form	24 370	73 238	69 587	604 403
56060000	Yarn&strip&like head 5404/5405,gimped(oth head 5605&horsehair yarn);chenille yarn(inc flock chenille yarn);loop waleyarn	0	19 372	16	108 086
56072100	Twine,ábinderáor baler twine, of sisal or other textile fibres of the genus agave	1	188	13	2 095
56072900	Twine/cordage/rope/cable;sisal/oth textile fibre genus agave,won plait,braid/rubber/plastic impregnate,coat,cover/sheath	47 918	270 868	130 775	732 319
56074100	Twine,ábinderáor baler twine, of polyethylene or polypropylene	25	2 007	293	23 128
56074900	Twine,cordage,rope,cable;poly-ethylene/propylene(ex binder/baler twine),won plait,braid/rubber/plastic impregnate,coat	30 009	74 450	118 866	246 377
56075010	V-belt cord,man-made fibre w/resorcinol formaldehyde;polyamide/tetrafluoro-ethylene yarn>10,000decitex,seal pump,valve	3 561	81 366	35 257	808 627
56075090	Twine,cordage,rope&cable of synthetic fibre,won plaited/braided/impregnate,cover/sheath w/rubber/plastic,o.t HS 56075010	564	12 269	33 946	154 034
56079010	Twine,cordage,ropes,cables,oth head no. 5607,won plaited, braided/impregnated w/rubber/plastics,of artificial fibres	-	12	-	11
56079021	Twine, cordage, ropes, cables, of Abaca (Manila hemp or Musa textilis Nee)	-	6 257	-	35 097
56079022	Twine, cordage, ropes, cables, of other hard (leaf) fibres	573	3 141	936	6 267
56079090	Twine, cordage, ropes, cables, other than of jute/oth textile bast fibres of head 53.03	84 686	716 327	154 297	1 119 517
56081100	Twine, cordage or rope; fishing nets, made up, of man made textile materials	113 023	959 156	911 496	7 404 131
56081920	Twine, cordage or rope, knotted netting, for other than fishing, of man-made textile materials, Net bags	-	34 207	-	116 546
56081990	Twine, cordage or rope, knotted netting, for other than fishing, of man-made textile materials, other than net bags	8 986	123 914	23 709	392 075
56089010	Twine, cordage or rope, knotted netting, for other than fishing, other than man-made textile materials, Net bags	-	150	-	2 130
56089090	Twine, cordage or rope, knotted netting, for other than fishing, oth than man-made textile materials, oth than net bags	146	5 876	908	6 451
56090000	Yarn; articles of yarn, strip or the like of heading no. 5404 and 5405, twine, cordage, rope or cables nec or included	69 388	640 038	199 800	1 771 941
57011010	Prayer rugs made of wool or fine animal hair, knotted, whether or not made up	-	860	-	3 958
57011090	Carpets&other textile floor covering, knotted, whether or not made up, of wool/fine animal hair, other than prayer rugs	358	15 443	14 678	103 041
57019011	Prayer rugs made of cotton, knotted, whether or not made up	50	2 974	77	3 220

Tabel 3 : Ekspor Indonesia menurut Komoditi (Kode HS 8 digit)

Juni 2019

Kode H S	Uraian golongan barang	Berat bersih (Kg)		Nilai F.O.B. (U S \$)	
		Bulan ini	Kumulatif	Bulan ini	Kumulatif
(1)	(2)	(3)	(4)	(5)	(6)
57019019	Carpets and other textile floor covering, knotted, whether or not made up, of cotton, other than prayer rugs	408	2 668	9 336	19 977
57019091	Prayer rugs, knotted, whether or not made up, other than of wool or fine animal hair, cotton & jute fibres	-	59	-	862
57019099	Carpet&oth textile floor covering, knotted, won made up, o.t of wool/fine animal hair/cotton/jute fibre, o.t prayer rugs	26	29 751	96	89 031
57021000	Carpets and other textile floor coverings, Kelem, Schumacks, Karamanie and similar handwoven rugs	-	14 377	-	36 477
57022000	Carpets, floor coverings of coconut fibres (coir), woven	11 820	75 969	11 840	127 108
57023100	Carpets/oth textile floor coverings; woven/not tufted/flocked, of pile construction, not made up of wool/fine animal hair	-	5	-	128
57023200	Carpets/oth textile floor covering; woven/not tuft/flocked, of pile construction, not made up of man-made textile material	26	151	103	128
57023910	Carpets/oth textile floor covering; woven/not tuft/flocked, of pile construction, not made up of cotton	-	391	-	1 767
57023990	Carpet/oth textile floor covering; woven/not tufted/flock, of pile construction, not made up, o.t HS 5702.31.00-5702.39.20	40	25 311	214	46 872
57024110	Prayer rugs of pile construction, woven/not tufted/flocked, made up of wool or fine animal hair	5	23	14	106
57024290	Carpets&other textile floor coverings of pile construction, woven, made up of man-made textile material, o.t prayer rugs	262 184	3 648 463	669 828	8 732 849
57024999	Carpet&textile floor cover, pile construct, woven, made up of o.t wool&fine animal hair/man-made/cotton/jute, o.t prayer rug	202	4 711	13 010	60 021
57025010	Carpets and other textile floor coverings, woven/not tufted/flocked, not of pile construction, not made up of cotton	217	826	868	2 318
57025090	Carpets & other textile floor coverings, woven, not of pile construction, not made up, other than of cotton and jute fibres	250	250	4 677	4 677
57029290	Carpet&oth textile floor coverings, woven, of man-made textile materials, not of pile construction, made up, o.t prayer rug	-	174	-	1 270
57029911	Prayer rugs, woven/not tufted/flocked, made of cotton, not of pile construction, made up	-	1 879	-	10 321
57029920	Carpets & other textile floor coverings, of jute fibres, not of pile construction, made up	-	3 039	-	20 448
57031010	Floor mats of a kind used for motor vehicles of heading 87.02, 87.03 or 87.04 of wool or fine animal hair, tufted	-	8	-	451
57031030	Flooring carpets of a kind used for motor vehicles of headings 87.02, 87.03 or 87.04 of wool or fine animal hair, tufted	223	1 585	862	2 873
57031090	Carpets and oth textile floor coverings, tufted, won made up, from wool or fine animal hair other than HS 5703.10.10-30	5	635	21	621
57032010	Prayer rugs from nylon or other polyamides, tufted	-	3 223	-	18 178
57032090	Carpets and oth textile floor coverings, tufted, won made up of nylon or other polyamides other than prayer rugs	27 728	645 354	180 489	3 009 811
57033010	Prayer rugs from other man-made textile materials, tufted	-	123 950	-	412 266
57033090	Carpets and other textile floor coverings, tufted, won made up, not prayer rugs of other man-made textile materials	217 009	2 662 014	639 276	6 821 512
57039019	Carpets and other textile floor coverings, tufted, whether or not made up, of cotton, other than prayer rugs	-	38 055	-	35 402
57039029	Carpets and other textile floor coverings, tufted, whether or not made up, of jute fibres, o.t HS 5703.90.21-5703.90.22	-	114	-	1 262

Tabel 3 : Ekspor Indonesia menurut Komoditi (Kode HS 8 digit)

Juni 2019

Kode H S	Uraian golongan barang	Berat bersih (Kg)		Nilai F.O.B. (U S \$)	
		Bulan ini	Kumulatif	Bulan ini	Kumulatif
(1)	(2)	(3)	(4)	(5)	(6)
57039091	Floor mats of a kind used for motor vehicles of heading 87.02, 87.03 or 87.04,not made of cotton or jute fibres,tufted	-	5 889	-	42 072
57039093	Flooring carpets,used for motor vehicles of headings 87.02, 87.03 or 87.04 are not made of cott or jute fibres, tufted	234	238	564	2 064
57039099	Carpets&other textile floor coverings,tufted,won made up, not of cotton&jute fibres,o.t HS 5703.90.91-5703.90.93	5 514	33 188	7 330	46 371
57049000	Tiles, having a minimum surface area exceeding 1 m2, of felt, not tufted or flocked, whether or not made up	3 975	133 055	24 093	424 681
57050011	Prayer rugs from cotton, other than heading 5701-5704	1 528	29 039	12 603	258 007
57050019	Carpets and other textile floor coverings, other than heading 5701-5704,whether or not made up, of cotton,o.t prayer rug	17 039	120 401	13 290	141 230
57050021	Nonwoven floor coverings, o.t heading 5701-5704, used for motor vehicles of heading 87.02, 87.03 or 87.04,of jute fibres	-	3 634	-	30 269
57050029	Carpets and other textile floor coverings, other than heading 5701-5704, of jute fibres, other than HS 5705.00.21	6 494	29 170	35 329	158 409
57050091	Prayer rugs, other than heading 5701-5704, other than of cotton or jute fibres	-	378	-	3 786
57050092	Nonwoven floor coverings, other than heading 5701-5704, used for motor vehicles of heading 8702, 8703 or 8704	106 270	652 658	752 976	4 711 879
57050099	Carpet&other textile floor coverings, o.t heading 5701-5704, o.t of cotton&jute fibres, o.t HS 5705.00.91-5705.00.92	84 678	264 325	855 623	2 482 245
58011010	Woven pile fabrics&chenille fabrics, o.t heading 58.02/58.06,of wool/fine animal hair, impregnated,coat,cover/laminated	-	915	-	12 249
58011090	Woven pile &chenille fabrics, o.t heading 58.02/58.06,of wool/fine animal hair not impregnated,coat,covered/laminated	1 151	1 151	9 586	9 586
58012190	Uncut weft pile fabrics,woven, other than heading 58.02/58.06,of cotton,other than impregnated,coated,covered/laminated	0	1 664	0	1 970
58012290	Woven pile fabrics, o.t heading 58.02/58.06,cut corduroy,o.t impregnated, coated,covered/laminated, of cotton	160	452	43	397
58012790	Warp pile fabrics,woven, other than fabrics of heading 58.02/58.06,of cotton, o.t impregnated, coated,covered/laminated	29	221	528	4 499
58013390	Cut weft pile fabrics,woven, o.t heading 58.02/58.06, of man-made fibres, o.t impregnated, coated,covered/laminated	1 236	1 245	18 501	18 540
58013610	Chenille fabrics, other than fabrics of heading 58.02/58.06,of man-made fibres, impregnated, coated, covered/laminated	7 805	15 506	43 726	86 541
58013690	Chenille fabrics, o.t fabrics of heading 58.02/58.06, of man-made fibres, o.t impregnated, coated, covered/laminated	-	4 727	-	31 353
58013710	Warp pile fabrics,woven, o.t fabrics of heading 58.02 or 58.06,of man-made fibres,impregnated, coated, covered/laminated	4 009	33 333	105 324	727 767
58019099	Woven pile&chenille fabrics,o.t head 58.02/58.06,o.t impregnate,coat,cover,o.t of animal hair/cotton/man-made fibre/silk	754	3 633	266	1 599
58021100	Terry towelling and similar woven terry fabrics,other than narrow fabrics of heading 58.06, of cotton, unbleached	-	9	-	40
58021900	Terry towelling and similar woven terry fabrics, other than narrow fabrics of heading 58.06 of cotton, bleached	117	5 309	1 151	66 667

Tabel 3 : Ekspor Indonesia menurut Komoditi (Kode HS 8 digit)

Juni 2019

Kode H S	Uraian golongan barang	Berat bersih (Kg)		Nilai F.O.B. (U S \$)	
		Bulan ini	Kumulatif	Bulan ini	Kumulatif
(1)	(2)	(3)	(4)	(5)	(6)
58022010	Terry towelling and similar woven terry fabrics, other than narrow fabrics of heading 58.06, of wool or fine animal hair	-	600	-	7 100
58022090	Terry towelling&similar woven terry fabrics, o.t narrow fabrics of heading 58.06,o.t of cotton/wool/fine animal hair	118	118	967	967
58023020	Tufted textile fabrics woven,other than products of heading 57.03, made of cotton or man-made fibres	-	155	-	1 611
58023090	Tufted textile fabrics, other than heading 57.03, other than HS 5802.30.10-5802.30.30	-	449	-	3 843
58030010	Gauze, other than narrow fabrics of heading 58.06, made of cotton	148	6 433	3 364	7 940
58030090	Gauze, other than narrow fabrics of heading 58.06, other than made of cotton, man-made fibres, wool or fine animal hair	43 668	206 362	126 004	591 510
58041011	Tulles&other net fabrics, not including woven, knitted/crocheted fabrics, of silk,impregnated, coated, covered/laminated	-	3	-	6
58041019	Tulles&other net fabrics, not including woven,knitted/crocheted fabrics,of silk,o.t impregnated,coated,covered/laminated	5	2 464	150	34 382
58041021	Tulles&other net fabrics, not including woven, knitted/crocheted fabrics, of cotton,impregnated,coated,covered/laminated	1	2	0	1
58041029	Tulles&other net fabrics,not including woven,knitted/crocheted fabrics,of cotton,o.t impregnated,coated,cover/laminated	7	62	325	722
58041091	Tulles&other net fabrics, not including woven,knitted/crocheted fabrics, o.t of cotton/silk,impregnated,coated,covered	-	108	-	1 168
58041099	Tulles&other net fabrics,not including woven,knitted/crocheted fabrics,o.t of cotton/silk,o.t impregnated,coated,covered	6 861	72 187	62 438	541 946
58042110	Mechanically made lace,o.t fabrics of headings 60.02-60.06, of man-made fibres, impregnated, coated, covered/laminated	-	29	-	431
58042190	Mechanically made lace,o.t fabrics of headings 60.02-60.06,of man-made fibres,o.t impregnated, coated, covered/laminated	30 571	307 283	329 922	3 339 945
58042910	Mechanically made lace, o.t fabrics of headings 60.02- 60.06, o.t man-made fibres, impregnated,coated, covered/laminated	3 001	12 151	40 650	73 321
58042990	Mechanically made lace,o.t fabrics of heading 60.02- 60.06, o.t man-made fibres,o.t impregnated,coated,covered/laminated	9	973	551	27 890
58043000	Hand-made lace, in the piece, in strips or motifs, other than fabrics of headings 60.02 to 60.06	985	6 522	24 398	75 623
58061090	Woven pile fabrics (incl. terry towelling & similar terry fabrics)&chenille fabrics,o.t heading 58.07,o.t of silk/cotton	59 970	402 786	252 189	2 432 861
58062010	Sports tape of a kind used to wrap sports equipment grips, containing by weight >= 5% of elastomeric yarn/rubber thread	-	67 262	-	2 691 826
58062090	Narrow woven fabrics o.t heading 58.07, containing by weight ?5% of elastomeric yarn/rubber thread, o.t HS 5806.20.10	34 669	351 427	554 348	5 153 061
58063110	Narrow woven fabrics of cotton,o.t heading 58.07,suit for manufacture of inked ribbons for typewriters/similar machines	7	8	1 204	1 205
58063130	Narrow woven fabric, o.t heading 58.07,ribbons used for making slide fasteners&of a width ? 12 mm made of cotton	-	1	-	1
58063190	Narrow woven fabrics of cotton, o.t heading 58.07, other than HS 5806.31.10-5806.31.30	1	552	4	7 682
58063210	Narrow woven fabric, o.t heading 58.07,of man-made fibre,for manufac inked ribbon for typewriter;safety seat belt fabric	108	476	2 741	14 117

Tabel 3 : Ekspor Indonesia menurut Komoditi (Kode HS 8 digit)

Juni 2019

Kode H S	Uraian golongan barang	Berat bersih (Kg)		Nilai F.O.B. (U S \$)	
		Bulan ini	Kumulatif	Bulan ini	Kumulatif
(1)	(2)	(3)	(4)	(5)	(6)
58063250	Narrow woven fabric of man-made fibrec, other than heading 58.07,ribbon used for making slide fasteners & width ? 12 mm	-	11	-	79
58063290	Narrow woven fabrics of man-made fibres, other than heading 58.07, other than HS 5806.32.10-5806.32.50	4 683	101 141	38 260	850 086
58063992	Narrow woven fabric o.t of cotton/man-made fibres/silk o.t heading 58.07,suit for manufac inked ribbon for typewriter	4	4	20	20
58063999	Narrow woven fabric other than of cotton/manmade fibre/silk,other than heading 58.07,other than HS 5806.39.91-5806.39.93	35 269	310 827	158 446	1 478 975
58064000	Fabrics consisting of warp without weft assembled by means of an adhesive (bolducs),other than heading 58.07	-	16	-	2 076
58071000	Labels,badges&similar articles of textile materials,in the piece,in strips or cut to shape or size,not embroidered,woven	1 226	7 389	33 574	323 178
58079010	Labels,badges & similar articles of textile materials,in the piece,in strips/cut to shape/size,not embroidered,non woven	3 887	23 507	112 651	684 499
58079090	Label,badge&similar articles ,in piece,in strips/cut to shape/size,not embroidered,other than woven & nonwoven fabrics	361	3 710	8 829	114 695
58081010	Braids in the piece, combined with rubber thread	9	58	67	867
58081090	Braids in the piece, other than combined with rubber thread	965	1 643	2 409	3 581
58089010	Ornamental trimming in the piece, w/o embroidery,o.t knitted/crocheted;tassels,pompons&similar,combined w/ rubber thread	-	114	-	13 839
58089090	Ornamental trimming in piece,w/o embroidery,o.t knitted/crocheted;tassels,pompons&similar,o.t combined w/ rubber thread	7	791	137	105 833
58090000	Woven fabrics of metal thread&of metallised yarn heading 56.05,used in apparel,as furnishing fabrics/similar purpose,nes	-	805	-	1 057
58101000	Embroidery without visible ground, in the piece, in strips or in motifs	441	4 917	11 911	160 530
58109100	Embroidery; with visible ground, of cotton, in the piece, in strips or in motifs	20 437	84 482	207 858	1 138 122
58109200	Embroidery; with visible ground, of man-made fibres, in the piece, in strips or in motifs	3 285	58 788	72 824	844 848
58109900	Embroidery; with visible ground, other than cotton&man-made fibres, in the piece, in strips/in motifs	4 638	90 197	74 533	1 276 734
58110090	Quilt textile in piece,?1 layer of textile assemble w/padding by stitch,o.t embroidery head 58.10, o.t wool/fine/coarse	321	49 091	1 955	137 851
59011000	Textile fabrics coated with gum or amylaceous substances, of a kind used for the outer covers of books or the like	12 869	73 958	53 765	313 217
59019020	Prepared painting canvas	887	7 354	4 128	45 747
59019090	Buckram and similar stiffened textile fabrics of a kind used for hat foundations.	152	7 299	786	78 038
59021019	Tyre cord fabric or high tenacity yarn of nylon/other polyamides,of chafer fabric,rubberised, other than of nylon-6 yarn	222	4 203	1 481	39 738
59021091	Tyre cord fabric of high tenacity yarn of nylon/other polyamides, other than chafer fabric, rubberised, of nylon-6 yarn	539 048	5 610 039	2 761 253	27 986 147
59021099	Tyre cord fabric of high tenacity yarn of nylon/other polyamides, o.t chafer fabric, rubberised, o.t of nylon-6 yarn	85 283	235 744	170 565	445 749
59022020	Tyre cord fabric of high tenacity yarn of polyester, of chafer fabric, rubberised	225	50 225	34	18 784
59022091	Tyre cord fabric of high tenacity yarn of polyester, other than of chafer fabric, rubberised, containing cotton	-	36 518	-	109 151

Tabel 3 : Ekspor Indonesia menurut Komoditi (Kode HS 8 digit)

Juni 2019

Kode H S	Uraian golongan barang	Berat bersih (Kg)		Nilai F.O.B. (U S \$)	
		Bulan ini	Kumulatif	Bulan ini	Kumulatif
(1)	(2)	(3)	(4)	(5)	(6)
59022099	Tyre cord fabric of high tenacity yarn of polyester,other than of chafer fabric, rubberised,other than containing cotton	901 900	7 128 316	2 837 417	22 795 499
59029090	Tyre cord fabric of viscose rayon, of other than chafer fabric, rubberised	74	174	1 503	2 537
59031010	Textile fabrics impregnated, coated, covered/laminated with poly(vinyl chloride), other than heading 59.02, interlining	12 379	293 353	53 124	1 139 921
59031090	Textile fabrics impregnated, coated, covered/laminated with poly(vinyl chloride),o.t heading 59.02, o.t interlining	39 516	311 146	232 516	1 534 353
59032000	Textile fabrics impregnated, coated, covered or laminated with polyurethane, other than those of heading 59.02	116 355	977 150	1 148 623	9 441 926
59039010	Canvas-type fabrics impregnated, coated, covered or laminated with nylon or other polyamides, o.t those of heading 59.02	334	3 163	1 241	32 613
59039090	Textile fabrics impregnated, coated, covered/laminated with plastics, o.t heading 59.02, o.t HS 5903.10.10-5903.90.10	35 423	196 328	188 540	1 069 152
59050010	Textile wall coverings of wool or fine or coarse animal hair	-	160	-	3 106
59050090	Textile wall coverings of other than wool or fine or coarse animal hair	-	426	-	10 814
59061000	Rubberised textile fabrics, adhesive tape of a width not exceeding 20 cm, other than those of heading 59.02	238 834	1 569 644	903 780	5 622 617
59069100	Rubberised textile fabrics, knitted or crocheted, o.t adhesive tape of a width not exceeding 20 cm and o.t heading 59.02	-	69	-	10 069
59069990	Rubberised textile fabrics, o.t heading 59.02/adhesive tape of a width?20cm/knitted/crocheted/rubber sheeting for hospital	124 744	696 943	453 277	2 704 839
59070040	Fabrics impregnated, coated or covered with flock velvet, the entire surface of which is covered with textile flock	-	135	-	1 905
59070050	Fabrics impregnated, coated or covered with wax, tar, bitumen or similar products	-	210	-	2 100
59070060	Fabrics impregnated, coated or covered with other substances	-	155	-	1 714
59070090	Painted canvas being theatrical scenery, studio back-cloths or the like	10	1 959	125	16 805
59080010	Wicks, incandescent gas mantles	-	4 089	-	15 693
59080090	Tubular knitted gas mantle fabric therefor, whether or not impregnated	1 311	12 074	13 194	51 790
59090010	Textile hosepiping and similar textile tubing, with/without lining, armour/accessories of other materials, fire hoses	-	40	-	1 910
59090090	Textile hosepiping & similar textile tubing, with/without lining, armour/accessories of other materials o.t fire hoses	338	343	1 493	1 642
59100000	Transm/conveyor belts,of text material,won impregnated,coat,covered/laminate w/plastics,reinforced w/metal/oth material	1	2 551	466	27 280
59111000	Textile fabrics,felt&felt-lined woven fabrics,coat/cover w/ rubber,leather/oth,used for card clothing& technic purpose	10	3 969	5	12 995
59112000	Bolting cloth, whether or not made up	3 526	24 568	228 240	1 376 074
59114000	Straining cloth of a kind used in oil presses or the like, including that of human hair	-	6	-	1 238
59119010	Textile products and articles, for technical uses, specified in Note 7 to this Chapter, gaskets and seals	2	14 332	474	102 656
59119090	Textile product&article,for technic use,specified in Note 7 this Chapter,o.t subheading 5911.10-5911.40,o.t gasket&seal	67 922	516 424	539 489	3 987 548
60011000	Long pile fabrics, knitted or crocheted	31 973	519 667	259 900	3 975 980
60012100	Looped pile fabrics of cotton, knitted or crocheted	7 009	114 391	57 653	800 325
60012200	Looped pile fabrics of man made fibres, knitted or crocheted	2 692	64 215	16 025	318 498

Tabel 3 : Ekspor Indonesia menurut Komoditi (Kode HS 8 digit)

Juni 2019

Kode H S	Uraian golongan barang	Berat bersih (Kg)		Nilai F.O.B. (U S \$)	
		Bulan ini	Kumulatif	Bulan ini	Kumulatif
(1)	(2)	(3)	(4)	(5)	(6)
60012900	Looped pile fabrics of other than cotton and man-made fibres, knitted or crocheted	606	4 992	1 556	11 180
60019100	Pile fabrics, other than long pile fabrics and looped pile fabric, of cotton, knitted or crocheted	-	648	-	3 442
60019220	Pile fabrics of 100% polyester staple,width?63.5mm but?76.2mm,o.t long&looped pile,use in manufacture of paint rollers	135	26 307	1 785	8 817
60019230	Pile fabrics,o.t long pile fabrics&looped pile,of manmade fibre,contain elastomeric yarn/rubber thread,knitted/crocheted	-	2	-	27
60019290	Pile fabrics, o.t long&looped pile, of man-made fibre, knitted/crocheted, nec in sub heading 6001.92	28 649	238 273	130 985	1 217 920
60019990	Pile fabric other than long&looped pile, other than of cotton/manmade fibre,other than unbleached/not mercerised	-	425	-	1 581
60024000	Knitted/crocheted fabrics width ?30 cm, containing by weight 5 % or more elastomeric yarn but not rubber thread	4 156	8 787	30 657	111 725
60029000	Knitted/crocheted fabrics width ? 30 cm, other than containing by weight 5%/more elastomeric yarn but not rubber thread	3 108	62 439	14 195	233 968
60032000	Knitted or crocheted fabrics of cotton,of a width not exceeding 30 cm, other than those of heading 60.01 or 60.02	361	5 234	9 809	54 244
60033000	Knitted/crocheted fabrics of synthetic fibres of a width not exceeding 30 cm,other than those of heading 60.01 or 60.02	-	698	-	10 970
60039000	Knitted or crocheted fabrics of a width not exceeding 30 cm,o.t heading 60.01 or 60.02,o.t subheading 6003.10-6003.40	3	9	5	55
60041010	Knitted/crocheted fabric of width>30 cm,contain by weight 5%-20% of elastomeric yarn,not contain rubber thread,o.t 60.01	38	134 539	333	698 424
60041090	Knitted/crocheted fabric of width>30 cm,o.t cont weight 5%-20% of elastomeric yarn,not cont rubber thread,o.t 60.01	118 526	1 505 278	687 183	8 600 700
60049000	Knitted/crocheted fabrics width > 30cm,contain weight ?5%of elastomeric yarn,contain rubber thread,o.t heading 60.01	8 247	194 291	82 374	1 678 514
60052100	Warp knit fabrics(include those made on galloon knitt machines),o.t headings 60.01-60.04 of cotton,unbleached/bleached	2	3 579	51	4 230
60052200	Warp knit fabrics (include those made on galloon knitting machines),other than headings 60.01-60.04, of cotton, dyed	53	13 818	54	216 751
60052300	Warp knit fabrics(include those made on galloon knitt machines),o.t headings 60.01-60.04,of cotton yarns different colour	-	2	-	1
60053500	Warp knit fabrics specified in Subheading Note 1 to this Chapter, of synthetic fibres	-	201	-	3 613
60053610	Knitted swimwear fabrics of polyester&polybutylene terephthalate, polyester predominates by weight,unbleached/bleached	-	659	-	7 940
60053690	Warp knit fabric of synthetic fibre (incl made on galloon knitt machine),o.t HS 6005.35.00-6005.36.10,unbleached/bleached	1 057	17 752	6 420	222 055
60053710	Knitted swimwear fabrics of polyester and polybutylene terephthalate in which polyester predominates by weight,dyed	14	120	1	1 875
60053790	Warp knit fabrics of synthetic fibres (include those made on galloon knitt machines),o.t HS 6005.35.00-6005.37.10, dyed	17 237	97 328	154 274	847 177
60053890	Warp knit fabric of synthetic fibre (incl made on galloon knitt machine),of differ color yarn,o.t HS6005.35.00-6005.38.10	11 886	264 519	37 220	707 914

Tabel 3 : Ekspor Indonesia menurut Komoditi (Kode HS 8 digit)

Juni 2019

Kode H S	Uraian golongan barang	Berat bersih (Kg)		Nilai F.O.B. (U S \$)	
		Bulan ini	Kumulatif	Bulan ini	Kumulatif
(1)	(2)	(3)	(4)	(5)	(6)
60053910	Knitted swimwear fabrics of polyester and polybutylene terephthalate in which polyester predominates by weight, printed	-	49	-	800
60053990	Warp knit fabrics of synthetic fibres (include made on galloon knit machine),o.t HS 6005.35.00-6005.39.10, printed	3	810	265	8 629
60054200	Warp knit fabrics (include those made on galloon knitt machines),o.t headings 60.01 to 60.04, of artificial fibres, dyed	65	5 470	1 494	61 760
60059090	Warp knit fabrics (incl made on galloon knitt machines),o.t head 60.01-60.04,n.e.c. 60.05, o.t of wool/fine animal hair	22 743	172 456	136 402	1 029 213
60061000	Fabrics; knitted or crocheted fabrics, other than those of headings 60.01 to 60.05, of wool or fine animal hair	25	1 204	139	3 066
60062100	Fabrics; knitted or crocheted fabrics, other than those of headings 60.01 to 60.05, of cotton, unbleached or bleached	-	27 760	-	100 561
60062200	Fabrics; knitted or crocheted fabrics, other than those of headings 60.01 to 60.05, of cotton, dyed	243 506	2 310 060	1 486 788	14 532 703
60062300	Fabrics; knitted or crocheted fabrics, o.t those of headings 60.01 to 60.05, of cotton, of yarns of different colours	14 043	141 346	34 769	569 707
60062400	Fabrics; knitted or crocheted fabrics, other than those of headings 60.01 to 60.05, of cotton, printed	8 932	281 976	102 657	3 278 272
60063110	Nylon fibre mesh of a kind used as backing material for mosaic tiles, unbleached or bleached	-	2 866	-	31 003
60063120	Knitted or crocheted fabrics, elastic (combined with rubber threads) of synthetic fibres, unbleached or bleached	-	22	-	21
60063190	Knitted or crocheted fabrics of synthetic fibres, unbleached or bleached, other than nylon fibres mesh and elastic	880 866	1 164 494	695 820	2 378 110
60063210	Nylon fibre mesh of a kind used as backing material for mosaic tiles, dyed	-	148	-	2 390
60063220	Knitted or crocheted fabrics, elastic (combined with rubber threads) of synthetic fibres, dyed	-	494	-	3 931
60063290	Knitted or crocheted fabrics of synthetic fibres, dyed, other than nylon fibres mesh and elastic	73 640	451 435	516 347	2 916 771
60063390	Knitted/crocheted fabrics synthetic yarns of different colours,other than elastic (combined with rubber threads)	55 166	751 089	266 322	3 659 256
60063410	Knitted or crocheted fabrics, elastic (combined with rubber threads) of synthetic yarns, printed	-	13 146	-	7 883
60063490	Knitted or crocheted fabrics, of synthetic yarn, other than elastic (combined with rubber threads) yarns, printed	94	41 882	1 611	32 277
60064210	Knitted or crocheted fabrics, elastic (combined with rubber threads) of artificial fibres, dyed	-	11 550	-	276 699
60064290	Knitted or crocheted fabrics of artificial fibres, dyed, other than elastic (combined with rubber threads)	5	29 409	45	56 828
60064490	Knitted or crocheted fabrics of artificial fibres, printed, other than elastic (combined with rubber threads)	20	32	25	70
60069000	Fabrics; knitted or crocheted fabrics, n.e.c. 60.01 to 60.06	67 470	678 751	360 963	3 265 978
61012000	Men/boys' over/car-coat,cape,wind-cheater/jacket & similar,knitted/crocheted,oth heading 61.03,of cotton	337 397	1 036 973	5 165 040	15 567 474
61013000	Men/boys' over/car-coat,cape,wind-cheater/jacket & similar,knitted/crocheted,oth heading 61.03,of man-made fibres	104 604	515 765	1 704 845	9 578 361
61019000	Men/boys' over/car-coat,cape,wind-cheater/jacket & similar,knitted/crocheted,oth heading 61.03,of oth textile material	273 397	1 140 041	6 231 956	28 076 677
61021000	Women/girl over/car-coat,cape,wind-cheater/jacket &similar,knitted/crocheted,oth heading 61.04,of wool/fine animal hair	5 847	122 219	27 554	4 074 523
61022000	Women/girl over/car-coat,cape,wind-cheater/jacket &similar,knitted/crocheted,oth heading 61.04,of cotton	441 667	1 725 485	6 604 650	27 457 625

Tabel 3 : Ekspor Indonesia menurut Komoditi (Kode HS 8 digit)

Juni 2019

Kode H S	Uraian golongan barang	Berat bersih (Kg)		Nilai F.O.B. (U S \$)	
		Bulan ini	Kumulatif	Bulan ini	Kumulatif
(1)	(2)	(3)	(4)	(5)	(6)
61023000	Women/girl over/car-coat,cape,wind-cheater/jacket &similar,knitted/crocheted,oth heading 61.04,of man-made fibres	197 100	649 838	3 962 654	13 022 641
61029000	Women/girl over/car-coat,cape,wind-cheater/jacket &similar,knitted/crocheted,oth heading 61.04,of oth textile material	44 711	123 217	1 009 236	2 741 669
61031000	Men's/boys' suits, knitted/crocheted	205 662	3 324 195	4 809 714	67 264 862
61032200	Men's/boys' ensembles knitted/crocheted, of cotton	-	69 755	-	892 335
61032300	Men's/boys' ensembles knitted/crocheted,of synthetic fibres	5 673	160 227	123 314	2 544 879
61032900	Men's/boys' ensembles knitted/crocheted,of other textilematerials	19 589	273 525	741 292	7 179 074
61033100	Men's/boys' jackets & blazers,knitted/crocheted, of wool/fine animal hair	-	12	-	153
61033200	Men's/boys' jackets & blazers,knitted/crocheted, of cotton	90 198	228 215	946 104	2 785 686
61033300	Men's/boys' jackets & blazers,knitted/crocheted,of synteticfibres	22 009	276 751	649 487	5 856 917
61033910	Men's/boys' jackets & blazers,knitted/crocheted, of ramie,linen or silk	-	4 296	-	117 620
61033990	Men's/boys' jacket&blazer,knitted/crocheted,of oth materialpos head 6103.	32 969	332 548	970 399	6 724 096
61034200	Men's/boys' trouser,bib & brace overall,breeche & short,knitted/crocheted,of cotton	764 779	4 091 313	10 212 487	55 972 152
61034300	Men's/boys' trouser,bib & brace overall,breeche & short,knitted/crocheted,of synthetic fibres	253 200	1 419 176	5 062 055	29 824 600
61034900	Men's/boys' trouser,bib & brace overall,breeche & short,knitted/crocheted,of other textile materials	31 469	727 078	972 799	15 966 618
61041300	Women's or girls' suits,knitted or crocheted, of syntheticfibres	10 342	125 112	272 579	2 503 268
61041920	Women's or girls' suits,knitted or crocheted, of cotton	31 629	270 482	355 703	3 973 220
61041990	Women's or girls' suits,knitted/crocheted,of other textilematerials	157 142	664 028	2 537 204	6 510 092
61042200	Women's/girls' ensembles,knitted or crocheted, of cotton	3 364	31 397	58 637	769 255
61042300	Women's/girls' ensembles,knitted or crocheted, of syntheticfibres	10 145	21 177	147 221	264 516
61042900	Women's/girls' ensembles,knitted or crocheted, of othertextile materials	106	4 009	1 415	232 499
61043200	Women's/girls' jackets & blazers,knitted or crocheted, of cotton	59 211	430 858	1 047 737	12 229 115
61043300	Women's/girls' jackets & blazers,knitted or crocheted, of synthetic fibres	38 753	183 560	1 188 433	4 985 520
61043900	Women's/girls' jackets & blazers,knitted or crocheted, of other textile materials	29 661	132 595	894 510	3 779 466
61044100	Women's/girls' dresses,knitted or crocheted,of wool or fineanimal hair	6 745	36 445	252 963	1 502 333
61044200	Women's/girls' dresses,knitted or crocheted, of cotton	93 890	1 267 711	1 751 612	24 641 036
61044300	Women's/girls' dresses,knitted or crocheted, of syntheticfibres	177 817	1 999 100	3 667 181	40 474 448
61044400	Women's/girls' dresses,knitted or crocheted, of artificial fibres	23 758	428 667	435 460	8 050 344
61044900	Women's/girls' dresses,knitted or crocheted, of other textile materials	345 454	3 806 938	5 883 710	41 448 218
61045100	Women's/girls' skrits & devided skrits,knitted/crocheted, of wool or fine animal hair	-	833	-	34 455
61045200	Women's/girls' skrits & devided skrits,knitted/crocheted, of cotton	5 257	447 384	266 280	9 453 728
61045300	Women's/girls' skrits & devided skrits,knitted/crocheted, of synthetic fibres	19 359	401 433	448 741	7 160 259
61045900	Women's/girls' skrits & devided skrits,knitted/crocheted, of other textile materials	13 692	249 031	170 880	3 660 210
61046100	Women's/girls' trouser,bib & brace overall,breeches& short,knitted/crocheted,of wool or fine animal hair	-	15 304	-	249 364
61046200	Women's/girls' trouser,bib & brace overall,breeches& short,knitted/crocheted,of cotton	1 424 022	9 711 810	23 450 858	166 142 092

Tabel 3 : Ekspor Indonesia menurut Komoditi (Kode HS 8 digit)

Juni 2019

Kode H S	Uraian golongan barang	Berat bersih (Kg)		Nilai F.O.B. (U S \$)	
		Bulan ini	Kumulatif	Bulan ini	Kumulatif
(1)	(2)	(3)	(4)	(5)	(6)
61046300	Women's/girls' trouser,bib & brace overall,breeches& short,knitted/crocheted,of synthetic fibres	430 344	3 530 833	10 074 303	77 583 716
61046900	Women's/girls' trouser,bib & brace overall,breeches& short,knitted/crocheted,of other textile materials	218 676	2 423 262	5 376 039	51 380 306
61051000	Men's or boys' shirts, knitted or crocheted, of cotton	120 563	1 712 511	2 054 072	27 884 902
61052010	Men's or boys' shirts, knitted or crocheted, of syntheticfibres	71 266	932 302	1 880 570	24 648 086
61052020	Men's or boys' shirts, knitted or crocheted, of artificialfibres	9 709	145 453	107 007	3 809 594
61059000	Men's or boys' shirts, knitted or crocheted, of othertextile materials	59 078	893 031	856 776	15 063 999
61061000	Women's or girls' blouses, shirts & shirt-blouses, knitted/crocheted, of cotton	133 458	2 158 420	2 315 142	33 349 517
61062000	Women's or girls' blouses, shirts & shirt-blouses, knitted/crocheted, of man-made fibres	64 337	809 358	1 118 484	16 192 818
61069000	Women's or girls' blouses, shirts & shirt-blouses, knitted/crocheted, of other textile materials	134 267	915 385	1 846 201	15 909 145
61071100	Men's or boys' underpants and briefs, knitted or crocheted,of cotton	63 816	331 886	1 529 843	6 322 951
61071200	Men's or boys' underpants and briefs, knitted or crocheted,of man-made fibres	69 212	411 296	1 809 011	10 159 467
61071900	Men's or boys' underpants and briefs, knitted or crocheted,of other textile materials	159	77 738	1 672	2 335 130
61072100	Men's or boys' nightshirts & pyjamas,knitted or crocheted,of cotton	12 823	62 247	173 236	1 078 534
61072200	Men's or boys' nightshirts & pyjamas,knitted or crocheted,of man-made fibres	-	374	-	12 625
61072900	Men's or boys' nightshirts & pyjamas,knitted or crocheted,of other textile materials	2	130	75	4 383
61079100	Men's or boys' bathrobes,dressing gowns & similar articles,knitted or crocheted, of cotton	50 057	375 284	332 998	2 197 976
61079900	Men's or boys' bathrobes,dressing gowns & similar articles,knitted or crocheted, of other textile materials	1 812	33 388	16 511	490 183
61081100	Women's or girls' slips and petticoats,knitted/crocheted,of man-made fibres	3 009	82 545	79 111	1 636 155
61081930	Women's or girls' slips and petticoats,knitted/crocheted,of cotton	517	28 940	26 443	892 222
61081940	Women's or girls' slips and petticoats,knitted/crocheted,of silk	-	39	-	495
61081990	Women's or girls' slips and petticoats,knitted/crocheted,of other textile materials	46 286	588 959	549 844	5 095 673
61082100	Women's or girls' briefs and panties,knitted/crocheted,of cotton	41 436	304 527	1 116 480	9 380 223
61082200	Women's or girls' briefs and panties,knitted/crocheted,of man-made fibres	54 197	692 344	2 536 479	32 248 375
61082900	Women's or girls' briefs and panties,knitted/crocheted,of other textile materials	57 396	349 826	1 630 377	9 472 959
61083100	Women's or girls' nightdresses & pyjamas,knitted/crocheted,of cotton	25 500	261 397	709 907	7 412 255
61083200	Women's or girls' nightdresses & pyjamas,knitted/crocheted,of man-made fibres	54 739	160 978	975 567	3 353 456
61083900	Women's or girls' nightdresses & pyjamas,knitted/crocheted,of other textile materials	15 056	73 320	381 747	1 553 797
61089100	Women's/girls' negligees,bathrobe,dressing gown & similararticles,knitted/crocheted,of cotton	17 286	279 608	212 237	4 417 695
61089200	Women's/girls' negligees,bathrobe,dressing gown & similararticles,knitted/crocheted, of man-made fibres	1 527	44 100	118 507	1 305 085
61089900	Women's/girls' negligees,bathrobe,dressing gown & similararticles,knitted/crocheted,of other textile materials	1 350	2 494	2 650	47 230
61091010	T-shirts,singlets and other vests,knitted or crocheted,ofcotton, for men or boys	310 470	7 023 385	4 355 779	68 296 116
61091020	T-shirts,singlets and other vests,knitted or crocheted,ofcotton, for women or girls	185 716	3 189 459	4 451 502	64 406 576
61099010	T-shirts,singlets and other vests,knitted or crocheted, formen or boys, of ramie, linen or silk	76 620	899 397	1 730 692	15 131 467
61099020	T-shirts,singlets and other vests,knitted or crocheted, formen or boys, of other textile materials	376 340	2 178 349	12 645 137	49 460 705

Tabel 3 : Ekspor Indonesia menurut Komoditi (Kode HS 8 digit)

Juni 2019

Kode H S	Uraian golongan barang	Berat bersih (Kg)		Nilai F.O.B. (U S \$)	
		Bulan ini	Kumulatif	Bulan ini	Kumulatif
(1)	(2)	(3)	(4)	(5)	(6)
61099030	T-shirts,singlets and other vests,knitted or crocheted, forwomen or girls, of other textile materials	169 751	2 483 706	2 302 936	41 010 486
61101100	Jerseys,pullovers,cardigans,waistcoats & similar articles,knitted or crocheted, of wool	6 206	59 043	405 301	3 187 504
61101200	Jerseys,pullovers,cardigans,waistcoats & similar articles,knitted or crocheted, of Kashmir (cashmere) goats	0	278	173	7 639
61101900	Jerseys,pullovers,cardigans,waistcoats & similar articles,knitted or crocheted, of other fine animal hair	25	192 818	540	2 738 772
61102000	Jerseys,pullovers,cardigans,waistcoats & similar articles,of cotton	1 849 286	12 497 560	30 855 110	217 747 241
61103000	Jerseys,pullovers,cardigans,waistcoats & similar articles,of man-made fibres	514 081	4 305 553	10 247 795	84 149 374
61109000	Jerseys,pullovers,cardigans,waistcoats & similar articles,of other textile materials	671 505	2 754 412	10 945 954	53 599 736
61112000	Babies' garments and clothing accessories, knitted orcrocheted, of cotton	410 588	2 514 311	8 145 104	47 016 912
61113000	Babies' garments and clothing accessories, knitted orcrocheted, of synthetic fibres	58 347	422 378	1 202 384	11 019 098
61119010	Babies' garments and clothing accessories, knitted orcrocheted, of wool or fine animal hair	1 576	16 841	17 270	166 700
61119090	Babies' garments and clothing accessories, knitted orcrocheted, of other textile materials	63 580	546 942	1 016 695	5 343 856
61121100	Track suits, knitted or crocheted, of cotton	3 001	25 535	72 380	630 522
61121200	Track suits, knitted or crocheted, of synthetic fibres	25 629	147 681	590 774	2 782 308
61121900	Track suits,knitted or crocheted,of other textile materials	548	24 475	16 517	401 478
61122000	Ski suits, knitted or crocheted	-	431	-	6 316
61123100	Men's or boys' swimwear, knitted or crocheted, of synthetic fibres	6 806	30 726	242 768	1 082 011
61123900	Men's or boys' swimwear, knitted or crocheted, of othertextile materials	39 318	373 000	754 903	8 850 081
61124110	Mastectomy Swimwear (post breast surgery swimwear), ofsynthetic fibres	1 100	496 613	48 577	13 070 134
61124190	Other women's or girls' swimwear, of synthetic fibres	19 393	1 138 698	784 675	35 025 127
61124910	Mastectomy Swimwear (post breast surgery swimwear), ofother textile materials	-	90	-	8 703
61124990	Other women's or girls' swimwear,of other textile materials	3 564	77 137	203 463	3 139 899
61130010	Divers' suit (wetsuit),made up of knitted/crocheted fabricsof heading 59.03, 59.06 or 59.07	394	787	12 463	26 190
61130030	Garments used for protection from fire,made up of knitted/crocheted fabrics of heading 59.03, 59.06 or 59.07	-	3	-	107
61130040	Other protective work garments,made up of knitted/crochetedfabrics of heading 59.03, 59.06 or 59.07	1	5	15	67
61130090	Other garments, made up of knitted or crocheted fabrics ofheading 59.03, 59.06 or 59.07	3 814	410 017	152 806	2 549 035
61142000	Garments; of cotton, knitted or crocheted, n.e.c. in chapter 61	11 211	303 214	153 045	4 065 669
61143020	Garments used for protection from fire of man-made fibres,knitted or crocheted	3 923	65 557	75 737	1 545 433
61143090	Other garments, knitted or crocheted, of man-made fibres	29 980	452 108	535 620	8 330 135
61149010	Other garments, knitted or crocheted,of wool or fine animal hair	-	955	-	11 519
61149090	Other garments,knitted/crocheted,of other textile materials(excl. wool or fine animal hair)	19 734	239 461	96 407	1 912 494
61151090	Oth graduated compression hosiery,exc stockingsfor varicoseveins, of synthetic fibres, knitted or crocheted	23	677	72	17 314
61152100	Hosiery; panty hose and tights (other than graduated compression hosiery), of synthetic fibres, measuring per single yarn less than 67 decitex, knitted or crocheted	-	366	-	16 436
61152200	Hosiery; panty hose and tights (other than graduated compression hosiery), of synthetic fibres, measuring per single yarn 67 decitex or more, knitted or crocheted	-	3 446	-	104 234

Tabel 3 : Ekspor Indonesia menurut Komoditi (Kode HS 8 digit)

Juni 2019

Kode H S	Uraian golongan barang	Berat bersih (Kg)		Nilai F.O.B. (U S \$)	
		Bulan ini	Kumulatif	Bulan ini	Kumulatif
(1)	(2)	(3)	(4)	(5)	(6)
61152910	Other panty hose and tights, knitted.crocheted, of cotton	291 638	1 452 552	3 216 472	18 118 271
61152990	Other panty hose and tights, knitted/crocheted, of othertextile material (excl. cotton)	556	12 128	2 105	112 848
61153090	Oth women full-length/knee-length hosiery, knitted/crochete, measuring per single yarn < 67 decitex, of oth textile material	-	1 128	-	4 065
61159400	Footwear without applied soles , knitted/crocheted of wool or fine animal hair	-	77	-	1 016
61159500	Footwear without applied soles, knitted/crocheted of cotton measure per single yarn >= 67 decitex, of cotton	298 229	3 315 339	3 367 406	37 257 606
61159600	Footwear without applied soles , knitted/crocheted of synthetic fibres	15 566	185 420	261 762	3 405 461
61159900	Footwear without applied soles , knitted/crocheted of oth textile materials	48 894	268 358	643 755	3 962 730
61161010	Divers' gloves, knitted or crocheted, Impregnated, coated or covered with plastics or rubber	30 423	258 150	153 423	1 493 722
61161090	Other gloves, mittens and mitts, knitted or crocheted, impregnated, coated or covered with plastics or rubber	11 686	91 440	604 456	5 110 596
61169100	Glove, mitten & mitt, knitted/crocheted, not impregnated & coated/covered with plastics or rubber, of wool/fine animal hair	2 684	3 151	66 812	77 657
61169200	Glove, mitten & mitt, knitted/crocheted, not impregnated & coated/covered with plastics or rubber, of cotton	8 552	109 316	30 158	399 357
61169300	Glove, mitten & mitt, knitted/crocheted, not impregnated & coated/covered with plastics or rubber, of synthetic fibres	108 802	842 846	2 462 593	25 520 911
61169900	Glove, mitten & mitt, knitted/crocheted, not impregnated & coated/covered with plastics or rubber, of textile materials	662 617	4 219 022	1 211 746	8 182 481
61171010	Shawls, scarves, mufflers, mantillas, veils & the like, knitted/crocheted, of cotton	455	7 555	10 194	84 292
61171090	Shawls, scarves, mufflers, mantillas, veils & the like, knitted/crocheted, of other textile materials	18 029	96 259	200 848	971 178
61178011	Ties, bow ties & cravats, knitted/crocheted, of wool or fine animal hair	-	50	-	1 423
61178019	Ties, bow ties & cravats, knitted/crocheted, of other textile materials	463	8 980	71 301	1 289 245
61178020	Wrist bands, knee bands or ankle bands, knitted/crocheted	159	1 686	6 016	66 946
61178090	Other made up clothing accessories, knitted or crocheted	14 362	105 074	128 498	1 052 909
61179000	Parts of garments or of clothing accessories, knitted or crocheted	184	1 447	1 094	32 269
62011100	Men/boys' overcoat, raincoat, car-coat, cape, cloak & similar articles, oth those of heading 62.03, of wool/fine animal hair	15 863	61 537	1 091 094	4 350 928
62011200	Men/boys' overcoat, raincoat, car-coat, cape, cloak & similar articles, oth those of heading 62.03, of cotton	10 970	100 951	114 150	1 683 020
62011300	Men/boys' overcoat, raincoat, car-coat, cape, cloak & similar articles, oth those of heading 62.03, of man-made fibres	184 940	772 853	5 884 948	30 258 293
62011910	Men/boys' overcoat, raincoat, car-coat, cape, cloak & similar articles, oth those of heading 62.03, of silk	10 788	20 866	530 922	1 101 991
62011920	Men/boys' overcoat, raincoat, car-coat, cape, cloak & similar articles, oth those of heading 62.03, of ramie	6 762	10 846	301 067	483 233
62011990	Men/boys' overcoat, raincoat, car-coat, cape, cloak & similar articles, oth those of heading 62.03, of oth textile material	395 664	1 634 706	15 733 294	70 384 095
62019100	Men/boys' anorak (incl ski-jacket), wind-cheater, wind-jacket & similar articles, oth head 62.03, of wool/fine hair animal	-	493	-	46 409
62019200	Men/boys' anorak (incl ski-jacket), wind-cheater, wind-jacket & similar articles, oth head 62.03, of cotton	33 459	1 026 365	356 425	8 033 805

Tabel 3 : Ekspor Indonesia menurut Komoditi (Kode HS 8 digit)

Juni 2019

Kode H S	Uraian golongan barang	Berat bersih (Kg)		Nilai F.O.B. (U S \$)	
		Bulan ini	Kumulatif	Bulan ini	Kumulatif
(1)	(2)	(3)	(4)	(5)	(6)
62019300	Men/boys' anorak (incl ski-jacket),wind-cheater,wind-jacket& similar articles,oth head 62.03, of man-made fibres	369 179	1 323 506	14 419 231	51 967 517
62019990	Men/boys' anorak (incl ski-jacket),wind-cheater,wind-jacket& similar articles,oth head 62.03,of other textile material	56 489	166 013	2 263 981	6 873 555
62021100	Women/girls' overcoat, raincoat, car-coat, cape, cloak&similararticles, oth those of heading 62.04, of wool/fine animal hair	120	197	8 508	14 047
62021200	Women/girls' overcoat, raincoat, car-coat, cape, cloak&similararticles, oth those of heading 62.04, of cotton	4 738	114 646	173 163	2 160 395
62021300	Women/girls' overcoat, raincoat, car-coat, cape, cloak&similararticles, oth those of heading 62.04, of man-made fibres	119 658	644 802	3 190 601	15 291 532
62021910	Women/girls' overcoat, raincoat, car-coat, cape, cloak&similararticles, oth those of heading 62.04, of silk	-	40	-	52 057
62021920	Women/girls' overcoat, raincoat, car-coat, cape, cloak&similararticles, oth those of heading 62.04, of ramie	181	37 313	5 686	1 248 630
62021990	Women/girls' overcoat, raincoat, car-coat, cape, cloak&similararticles, oth those of heading 62.04, of oth textile material	38 943	260 529	1 336 219	7 268 981
62029100	Women/girls' anorak (incl ski-jacket),wind-cheater&jacket,& similar article,oth head 62.04,of wool/fine hair animals	5	5	2 715	2 715
62029200	Women/girls' anorak (incl ski-jacket),wind-cheater&jacket,& similar articles,oth head 62.04, of cotton	1 594	75 428	27 882	1 647 093
62029300	Women/girls' anorak (incl ski-jacket),wind-cheater&jacket,& similar articles,oth head 62.04, of man-made fibres	358 201	1 140 838	12 007 281	32 588 749
62029990	Women/girls' anorak (incl ski-jacket),wind-cheater&jacket,& similar articles,oth head 62.04,of other textile material	25 295	102 938	998 909	2 634 380
62031100	Men's or boys' suits, of wool or fine animal hair	28 567	394 734	770 369	9 828 631
62031200	Men's or boys' suits, of synthetic fibres	62 314	477 291	821 719	5 488 162
62031911	Men's or boys' suits, of cotton, printed by traditional batik process	3	11 853	26	260 999
62031919	Men's or boys' suits,of cotton, not printed by traditional batik process	8 772	72 697	343 575	3 430 484
62031929	Men's or boys' suits,of silk, not printed by traditional batik process	-	20	-	277
62031990	Men's or boys' suits,of other textile material (exc. cotton& silk)	129 365	912 436	3 690 866	21 533 667
62032290	Men's or boys' ensemble, of cotton, not printed by traditional batik process	2 378	8 500	32 406	263 422
62032300	Men's or boys' ensemble, of synthetic fibres	-	14 927	-	120 147
62032990	Men's or boys' ensemble, of other textile materials exc. wool or fine animal hair	-	17 652	-	309 496
62033100	Men's or boys' jackets & blazers, of wool/fine animal hair	19 343	339 785	1 084 438	8 256 150
62033210	Men's or boys' jackets & blazers, of cotton, printed by traditional batik process	-	20	-	1 463
62033290	Men's or boys' jackets & blazers, of cotton,not printed by traditional batik process	121 680	582 780	4 216 453	14 776 111
62033300	Men's or boys' jackets & blazers, of synthetic fibres	146 375	1 067 680	2 901 912	18 353 869
62033900	Men's or boys' jackets & blazers,of other textile materialsexc.wool/fine animal hair,cotton&synthetic fibres	174 867	1 118 451	6 415 824	42 401 332
62034100	Men's or boys' trouser,bib & brace overall,breeche & short(oth swimwear) of wool/fine animal hair	15 553	94 367	724 372	4 576 386
62034210	Men's or boys' bibs & brace overalls, of cotton	14 370	61 699	671 301	3 457 188
62034290	Men's or boys' trousers, breeches & shorts (oth swimwear),of cotton	961 932	7 802 079	19 423 234	141 152 591
62034300	Men's or boys' trouser,bib & brace overall,breeche & shorts(oth swimwear), of synthetic fibres	357 313	4 301 706	9 248 772	97 388 020

Tabel 3 : Ekspor Indonesia menurut Komoditi (Kode HS 8 digit)

Juni 2019

Kode H S	Uraian golongan barang	Berat bersih (Kg)		Nilai F.O.B. (U S \$)	
		Bulan ini	Kumulatif	Bulan ini	Kumulatif
(1)	(2)	(3)	(4)	(5)	(6)
62034910	Men's or boys' trouser,bib & brace overall,breeche & shorts(oth swimwear), of silk	27 718	171 577	1 048 240	6 648 940
62034990	Men's or boys' trouser,bib & brace overall,breeche & shorts(oth swimwear) of other textile materials except silk	205 209	2 646 777	2 874 236	25 876 708
62041100	Women's or girls' suits, of wool or fine animal hair	98	23 365	2 627	517 900
62041210	Women's or girls' suits, of cotton, printed by traditional batik process	5	7	300	403
62041290	Women's or girls' suits, of cotton, not printed bytraditional batik process	4 480	688 305	132 879	7 670 052
62041300	Women's or girls' suits, of synthetic fibres	51 095	332 083	845 512	5 928 753
62041911	Women's or girls' suits, of silk, printed by traditional batik process	-	1	-	35
62041919	Women's or girls' suits, of silk,not printed by traditional batik process	4 162	11 419	7 553	157 953
62041990	Women's or girls' suits, of other textile materials exceptsilk	54 402	383 997	1 473 301	8 722 370
62042100	Women's or girls' ensembles, of wool or fine animal hair	204	1 032	2 750	14 026
62042290	Women's or girls' ensembles,of cottons, not printed by traditional batik process	130	2 485	9 618	48 912
62042300	Women's or girls' ensembles, of synthetic fibres	-	946	-	27 403
62042990	Women's or girls' ensembles, of other textile material sexcept silk	3 826	33 122	257 835	2 267 682
62043100	Women's or girls' jackets and blazers,of wool/fine animal hair	3 844	52 462	149 334	2 209 140
62043210	Women's or girls' jackets and blazers,of cotton, printed by traditional batik process	-	21	-	1 194
62043290	Women's or girls' jackets and blazers,of cotton,not printed by traditional batik process	61 793	276 389	1 595 969	8 082 892
62043300	Women's or girls' jackets and blazers,of synthetic fibres	72 848	449 755	1 500 072	11 405 844
62043911	Women's or girls' jackets and blazers,of silk, printed by traditional batik process	-	570	-	21 326
62043919	Women's or girls' jackets and blazers,of silk,not printed by traditional batik process	80	9 979	1 202	69 621
62043990	Women's or girls' jackets and blazers,of other textile materials except silk	52 512	151 414	1 447 815	4 662 550
62044100	Women's or girls' dresses, of wool or fine animal hair	34	1 396	1 157	105 895
62044210	Women's or girls' dresses, of cotton,printed by traditional batik process	418	19 231	30 273	567 031
62044290	Women's or girls' dresses, of cotton, not printed by traditional batik process	93 030	1 956 990	2 439 867	41 404 792
62044300	Women's or girls' dresses, of synthetic fibres	276 674	3 026 028	8 580 370	97 390 591
62044400	Women's or girls' dresses, of artifisial fibres	85 630	1 405 920	1 842 638	32 072 937
62044910	Women's or girls' dresses,of other textile material,printed by traditional batik process	171	20 842	7 804	911 119
62044990	Women's or girls' dresses, of other textile material, notprinted by traditional batik process	40 625	1 105 603	601 717	21 823 502
62045100	Women's or girls' skirts and divided skirts,of wool or fineanimal hair	1 287	15 492	82 784	818 125
62045210	Women's or girls' skirts and divided skirts, of cotton,printed by traditional batik process	4	224	252	5 131
62045290	Women's or girls' skirts and divided skirts, of cotton, notprinted by traditional batik process	52 964	507 659	1 180 747	11 779 297
62045300	Women's or girls' skirts and divided skirts,of syntheticfibres	41 615	547 738	1 144 820	10 664 656
62045910	Women's or girls' skirts and divided skirts,of oth textilematerials, printed by traditional batik process	-	717	-	42 682
62045990	Women's or girls' skirts and divided skirts,of oth textilematerials,not printed by traditional batik process	38 159	587 152	499 172	8 273 862
62046100	Women's/girls' trouser,bib & brace overall,breeche & short,(oth swimwear), of wool or fine animal hair	2 176	18 549	86 312	868 500
62046200	Women's/girls' trouser,bib & brace overall,breeche & short,(oth swimwear), of cotton	628 438	7 271 533	11 474 393	132 012 441
62046300	Women's/girls' trouser,bib & brace overall,breeche & short,(oth swimwear), of synthetic fibres	329 177	3 861 374	6 946 077	77 024 280
62046900	Women's/girls' trouser,bib & brace overall,breeche & short,(oth swimwear), of other textile materials	248 235	2 503 961	4 434 459	46 284 487

Tabel 3 : Ekspor Indonesia menurut Komoditi (Kode HS 8 digit)

Juni 2019

Kode H S	Uraian golongan barang	Berat bersih (Kg)		Nilai F.O.B. (U S \$)	
		Bulan ini	Kumulatif	Bulan ini	Kumulatif
(1)	(2)	(3)	(4)	(5)	(6)
62052010	Men's or boys' shirts, of cotton, printed by traditional batik process	5 450	111 806	173 005	3 530 612
62052020	Men's or boys' shirts, of cotton, barong tagalog	10 000	93 422	334 647	3 042 173
62052090	Men's or boys' shirts, of cotton, not printed by traditional batik process or barong tagalog	908 727	6 123 178	24 759 246	170 286 569
62053010	Men's or boys' shirts, of man-made fibres, barong tagalog	3 431	80 596	54 085	2 887 988
62053090	Men's or boys' shirts, of man-made fibres, other than barong tagalog	262 023	2 350 588	4 748 071	41 175 986
62059010	Men's or boys' shirts, of wool or fine animal hair	52	39 442	1 071	1 072 588
62059091	Men's/boys' shirts, of oth textile materials exc wool/fine animal hair, printed by traditional batik process	442	31 537	10 050	896 047
62059092	Men's/boys' shirts, of oth textile materials exc wool/fine animal hair, barong tagalog	-	2	-	31
62059099	Men/boy shirt, of oth textile material exc wool/fine animal hair, not printed by traditional batik process/barong tagalog	90 861	604 256	892 013	11 883 188
62061010	Women's or girls' blouses, shirts and shirt-blouses, of silk/silk waste, printed by traditional batik process	-	6 117	-	131 042
62061090	Women's or girls' blouses, shirts and shirt-blouses, of silk/silk waste, not printed by traditional batik process	839	4 572	9 356	136 917
62062000	Women's or girls' blouses, shirts and shirt-blouses, of wool or fine animal hair	85	827	759	60 558
62063010	Women's or girls' blouses, shirts & shirt-blouses, of cotton, printed by traditional batik process	8 220	143 651	212 443	5 055 114
62063090	Women's or girls' blouses, shirts & shirt-blouses, of cotton, not printed by traditional batik process	245 471	1 480 410	7 321 446	50 309 099
62064000	Women's or girls' blouses, shirts & shirt-blouses, of man-made fibres	921 803	8 406 449	26 869 734	248 114 290
62069000	Women's or girls' blouses, shirts & shirt-blouses, of other textile materials	66 351	868 519	1 369 870	26 750 709
62071100	Men's or boys' underpants and briefs, of cotton	55 061	518 219	968 777	9 691 553
62071900	Men's or boys' underpants and briefs, of other textile materials	145	12 081	1 988	250 240
62072110	Men's or boys' nightshirts and pyjamas, of cotton, printed by traditional batik process	9	38	258	1 455
62072190	Men's or boys' nightshirts and pyjamas, of cotton, not printed by traditional batik process	6 207	157 015	94 553	2 505 748
62072200	Men's or boys' nightshirts and pyjamas, of man-made fibres	526	3 623	11 731	43 728
62072910	Men's or boys' nightshirts and pyjamas, of silk	-	4	-	150
62072990	Men's or boys' nightshirt & pyjamas, of oth textile material exc silk/cotton/man-made fibres	32	5 080	703	40 549
62079100	Men's or boys' singlet & oth vest, bathrobe, dressing gown & similar articles, of cotton	5 532	172 068	134 938	1 203 962
62079910	Men's or boys' singlet & oth vest, bathrobe, dressing gown & similar articles, of man-made fibres	3 084	47 938	173 028	695 250
62079990	Men/boy singlet & oth vest, bathrobe, dressing gown & similar, of oth textile materials exc cotton/silk/man-made fibres	32 201	531 332	369 812	3 460 544
62081100	Women's or girls' slips and petticoats, of man-made fibres	65 993	527 071	1 710 005	12 066 760
62081900	Women's or girls' slips and petticoats, of other textile materials	14 257	322 861	163 029	2 707 305
62082110	Women's or girls' nightdresses & pyjamas, of cotton, printed by traditional batik process	-	198	-	3 157
62082190	Women's or girls' nightdresses & pyjamas, of cotton, not printed by traditional batik process	3 887	85 602	92 556	2 386 912
62082200	Women's or girls' nightdresses and pyjamas, of man-made fibres	22 899	251 374	706 204	8 484 682
62082910	Women's or girls' nightdresses and pyjamas, of other textile materials, printed by traditional batik process	-	1 417	-	15 513
62082990	Women's or girls' nightdresses and pyjamas, of other textile materials, not printed by traditional batik process	8 032	121 659	87 536	1 173 540
62089110	Women/girl singlet & oth vest, brief, panty, negligee, bathrobe, & similar, of cotton, printed by traditional batik process	111	489	5 090	19 982

Tabel 3 : Ekspor Indonesia menurut Komoditi (Kode HS 8 digit)

Juni 2019

Kode H S	Uraian golongan barang	Berat bersih (Kg)		Nilai F.O.B. (U S \$)	
		Bulan ini	Kumulatif	Bulan ini	Kumulatif
(1)	(2)	(3)	(4)	(5)	(6)
62089190	Women/girl singlet&oth vest,brief,panty,neglige,bathrobe,&similar,of cotton,not printed by traditional batik process	921	31 831	6 798	765 642
62089210	Women/girl singlet&oth vest,brief,panty,neglige,bathrobe,&similar,of man-made fibres,printed by traditional batik	1	3	44	78
62089290	Women/girl singlet&oth vest,brief,panty,neglige,bathrobe,&similar,of man-made fibres,not printed by traditional batik	8 152	109 808	310 842	5 005 656
62089910	Women/girl singlet&oth vest,brief,panty,neglige,bathrobe,&similar,of wool/fine animal hair	-	241	-	9 851
62089990	Women/girl singlet&oth vest,brief,panty,neglige,bathrobe,&similar,of oth textile materials exc wool/fine animal hair	6 515	52 866	58 174	767 933
62092030	Babies's t-shirts, shirts, pyjamas and similar articles, ofcotton	29 295	847 020	548 391	7 077 440
62092040	Babies's suits, pants and similar articles, of cotton	19 834	258 032	668 530	4 496 944
62092090	Other babies's garment & clothing accessories (exc t-shirt,shirt,pyjama,suit,pant&similar articles),of cotton	19 789	203 386	590 155	5 451 889
62093010	Babies's suits, pants and similar articles, of synthetic fibres	3 429	99 951	106 508	2 263 078
62093030	Babies's t-shirts, shirts, pyjamas and similar articles, ofsynthetic fibres	3 416	88 561	54 155	2 167 935
62093040	Babies's clothing accessories of synthetic fibres	-	101	-	938
62093090	Other babies's garment & clothing accessories (exc t-shirt,shirt,pyjama,suit,pant&similar articles),of synthetic fibres	42 493	79 513	1 046 044	1 963 138
62099000	Babies' garments and clothing accessories, of other textile materials	11 938	182 353	261 985	2 165 962
62101011	Garments used for protection from chemical substances, radiation or fire, of fabrics of heading 56.02 or 56.03	61	982	3 006	31 949
62101019	Other protective work garment (exc used for protection fromchemical substance,radiation/fire),of fabric head 5602/5603	3 622	3 902	37 739	45 443
62101090	Garments of fabrics of heading 56.02 or 56.03, other than protective work garments	67 894	551 836	689 753	5 761 394
62102030	Garment use for protect from chemical substance/radiationof the type described in subheadings 6201.11 to 6201.19	-	100	-	8 642
62102090	Other garments,of the type described in subheadings 6201.11to 6201.19, exc protective work garments	48	107 578	2 777	817 425
62103090	Other garments,of the type described in subheadings 6202.11to 6202.19, exc protective work garments	-	30	-	443
62104010	Men's or boys' garments, used for protection from fire	319	6 995	16 154	331 014
62104020	Men's or boys' garments, used for protection from chemicalsubstances or radiation	-	15 320	-	208 865
62104090	Other men's or boys' protective work garments (exc used forprotection from fire/chemical substances/radiation)	3 021	32 028	162 194	1 328 390
62105010	Women's or girls' garments, used for protection from fire	-	418 367	-	3 291 741
62105090	Other women's or girls' protective work garments (exc usedfor protection from fire/chemical substances/radiation)	65 864	1 608 184	2 103 108	37 866 493
62111100	Men's or boys' swimwear	2 039	243 073	96 248	7 237 638
62111200	Women's or girls' swimwear	5 889	173 044	414 869	7 428 765
62112000	Ski suits	3 299	5 267	277 196	328 646
62113210	Garments for fencing or wrestling,of cotton,men's or boy's	-	101	-	320
62113290	Other garments exc for fencing/wrestling/pilgrimage robes(ehram), men's or boy's	3 527	142 451	55 930	2 166 567
62113310	Garments for fencing or wrestling,of man-made fibres,men'sor boy's	8 950	65 628	42 939	1 461 211

Tabel 3 : Ekspor Indonesia menurut Komoditi (Kode HS 8 digit)

Juni 2019

Kode H S	Uraian golongan barang	Berat bersih (Kg)		Nilai F.O.B. (U S \$)	
		Bulan ini	Kumulatif	Bulan ini	Kumulatif
(1)	(2)	(3)	(4)	(5)	(6)
62113330	Garments used for protection from chemical substances or radiation, of man-made fibres, men's or boy's	-	9	-	26
62113390	Other garments, of man-made fibres, men's/boys', exc use for protec from fire/chemical/radiation/for fencing/wrestling	73 073	1 254 776	907 588	15 824 447
62113910	Garments for fencing/wrestling, of other textile materials, men's or boy's	-	20	-	293
62113990	Oth garment, of oth textile material, men's/boys', exc use for protec from fire/chemical/radiation/for fencing/wrestling	139 871	1 726 066	2 654 625	19 466 850
62114210	Garments for fencing or wrestling, of cotton, women's/girl's	416	20 584	12 756	249 963
62114220	Prayer cloaks, of cotton, women's or girl's	2 064	38 789	55 143	587 363
62114290	Other garments exc for fencing/wrestling/prayer cloaks, of cotton, women's or girl's	6 167	119 916	120 204	2 678 559
62114310	Surgical gowns, of man-made fibres, women's or girl's	57 109	529 336	602 818	5 978 710
62114320	Prayer cloaks, of man-made fibres, women's or girl's	15 080	50 571	113 049	348 503
62114330	Anti-explosive protective suits, of man-made fibres, women's or girl's	-	2	-	14
62114340	Garments for fencing/wrestling, of man-made fibres, women's or girl's	50	232	60	6 739
62114350	Garments used for protection from chemical substances, radiation or fire, of man-made fibres, women's or girls'	-	1 527	-	156 717
62114390	Other garments, women's or girls', of man-made fibres	29 178	510 481	863 720	14 051 847
62114910	Garments for fencing or wrestling, of oth textile materials, women's or girl's	1 385	27 128	96 918	1 089 242
62114920	Garments for used for protection from chemical substance, radiation or fire, of oth textile materials, women's or girls'	-	60	-	10 406
62114939	Prayer cloaks, except of wool or fine animal hair, women's or girl's	-	1 073	-	41 543
62114990	Other garments, except of wool or fine animal hair, women's or girl's	23 585	296 113	661 945	6 582 057
62121011	Mastectomy bra (post breast surgery bra), of cotton, whether or not knitted or crocheted	1 312	6 650	19 326	148 568
62121019	Other brassieres exc mastectomy bra, of cotton, whether or not knitted or crocheted	111 810	1 421 468	5 010 446	57 836 976
62121091	Mastectomy bra (post breast surgery bra), of other textile materials, whether or not knitted or crocheted	93 652	1 001 242	3 896 540	40 538 428
62121099	Oth brassieres exc mastectomy bra, of oth textile materials, whether or not knitted or crocheted	332 346	2 381 440	17 496 541	98 209 902
62122010	Girdles and panty-girdles, of cotton, whether or not knitted or crocheted	-	795	-	3 252
62122090	Girdles and panty-girdles, of other textile material, whether or not knitted or crocheted	4 622	48 520	179 355	2 091 741
62123010	Corselettes, of cotton, whether or not knitted or crocheted	1	1	57	57
62123090	Corselettes, of other textile materials, whether or not knitted or crocheted	10 345	152 173	303 713	3 005 322
62129011	Compression garment of a kind use for the treatment of scar tissue & skin grafts, of cotton, whether/not knitted/crocheted	-	14 939	-	731 278
62129019	Braces, suspenders, garters & similar & parts, whether or not knitted or crocheted, of cotton	233	17 055	5 061	849 590
62129091	Compression garment, use for treatment of scar tissue & skin graft, of oth textile material, whether/not knitted/crocheted	-	3 211	-	189 906
62129099	Braces, suspenders, garters & similar & parts, whether or not knitted or crocheted, of other textile materials	11 922	50 010	493 548	2 093 372
62132010	Handkerchiefs, of cotton, printed by the traditional batik process	250	250	306	313
62132090	Handkerchiefs, of cotton, not printed by the traditional batik process	-	615	-	1 806
62139019	Handkerchiefs, of silk or silk waste, not printed by the traditional batik process	-	181	-	623

Tabel 3 : Ekspor Indonesia menurut Komoditi (Kode HS 8 digit)

Juni 2019

Kode H S	Uraian golongan barang	Berat bersih (Kg)		Nilai F.O.B. (U S \$)	
		Bulan ini	Kumulatif	Bulan ini	Kumulatif
(1)	(2)	(3)	(4)	(5)	(6)
62139099	Handkerchiefs,of oth textile materials exc cotton/silk/silkwaste,not printed by the traditional batik process	20	58	203	442
62141010	Shawl,scarve,muffler,mantilla,veil & the like,of silk/silkwaste,printed by the traditional batik process	45	407	1 761	13 170
62141090	Shawl,scarve,muffler,mantilla,veil & the like,of silk/silkwaste,not printed by the traditional batik process	57	3 027	2 836	40 164
62142000	Shawls,scarves,mufflers,mantillas,veils & the like,of woolor fine animal hair	-	859	-	6 494
62143010	Shawl,scarve,muffler,mantilla,veil & the like,of syntheticfibres, printed by the traditional batik process	-	51	-	1 221
62143090	Shawl,scarve,muffler,mantilla,veil & the like,of syntheticfibres, not printed by the traditional batik process	2 636	15 253	44 244	301 247
62144010	Shawl,scarve,muffler,mantilla,veil & the like,of artificialfibres, printed by the traditional batik process	25	86	15	260
62144090	Shawl,scarve,muffler,mantilla,veil & the like,of artificialfibres, not printed by the traditional batik process	4 705	41 485	40 886	365 153
62149010	Shawls,scarves,mufflers,mantillas,veils & the like,of othertextile materials, printed by the traditional batik process	-	55	-	1 718
62149090	Shawls,scarves,mufflers,mantillas,veils & the like,of othertextile material,not printed by traditional batik process	4 929	49 091	39 311	391 199
62151010	Ties,bow ties & cravat,of silk or silk waste,printed by the traditional batik process	-	192	-	4 518
62151090	Ties,bow ties & cravat,of silk or silk waste,not printed by the traditional batik process	-	197	-	1 358
62152090	Ties,bow ties and cravats,of man-made fibres,not printed by the traditional batik process	-	50	-	1 495
62159090	Ties,bow ties and cravats,of other textile materials,notprinted by the traditional batik process	1	31	6	195
62160010	Protective work gloves, mittens and mitts	37 617	334 876	1 559 456	11 768 589
62160091	Other gloves, mittens and mitts,of wool or fine animal hair	50	369	781	6 220
62160092	Other gloves, mittens and mitts,of cotton	4	218	34	2 905
62160099	Other gloves, mittens and mitts,of oth textile material excwool or fine animal hair or cotton	30 181	192 478	1 485 008	8 055 143
62171010	Judo belts, other than those of heading 62.12	-	56	-	582
62171090	Other clothing accessories except judo belts, other thanthose of heading 62.12	24 369	183 876	404 026	2 981 857
62179000	Parts of garments or of clothing accessories, other thanthose of heading 62.12	2 396	11 808	2 981	70 901
63011000	Electric blankets	69 718	70 873	829 669	837 176
63012000	Blankets (other than electric blanket) and travelling rugs,of wool or of fine animal hair	13	191	95	3 208
63013090	Blankets (other than electric blanket) and travelling rugs,of cotton,not printed by traditional process	283	5 027	3 164	46 158
63014010	Blankets (other than electric blanket) and travelling rugs,of nonwoven fabrics	67	1 743	1 854	33 789
63014090	Blankets (other than electric blanket) and travelling rugs,of synthetic fibres other than nonwoven fabrics	12 805	132 572	80 819	834 725
63019010	Other blankets and travelling rugs, of nonwoven fabrics	478	3 164	163	2 084
63019090	Other blankets & travelling rugs,of synthetic fibres otherthan nonwoven fabrics	286	134 120	4 919	1 437 971
63021000	Bed linen, knitted or crocheted	11	178 577	190	951 988
63022100	Bed linen; of cotton, printed, not knitted or crocheted	962	18 755	10 329	91 859
63022290	Other bed linen, printed, of man-made fibres, other thannonwoven fabrics	17 781	25 022	56 541	217 212
63022900	Bed linen; of textile materials (other than cotton or man-made fibres), printed, not knitted or crocheted	755	9 719	477	48 103
63023100	Bed linen; of cotton (not printed, knitted or crocheted)	1 985	40 163	30 826	306 793
63023210	Other bed linen,not printed/knitted/crocheted, of non woven fabrics	245	1 295	480	1 650
63023290	Other bed linen,not printed/knitted/crocheted, of man-madefibres other than nonwoven fabrics.	3 581	40 998	13 566	177 698

Tabel 3 : Ekspor Indonesia menurut Komoditi (Kode HS 8 digit)

Juni 2019

Kode H S	Uraian golongan barang	Berat bersih (Kg)		Nilai F.O.B. (U S \$)	
		Bulan ini	Kumulatif	Bulan ini	Kumulatif
(1)	(2)	(3)	(4)	(5)	(6)
63023900	Bed linen; of textile materials other than cotton or man-made fibres (not printed, knitted or crocheted)	4 520	11 032	16 194	52 217
63024000	Table linen, knitted or crocheted	-	345	-	2 177
63025110	Table linen, not knitted or crocheted, of cotton,printed bytraditional batik process	-	25	-	263
63025190	Table linen,not knitted/crocheted,of cotton,not printed bytraditional batik process	3 374	10 123	42 400	121 075
63025300	Table linen,not knitted/crocheted,of man-made fibres	-	571	-	7 746
63025990	Table linen, not knitted or crocheted, of other textilematerials except flax	46 116	331 315	430 886	3 201 079
63026000	Toilet linen and kitchen linen,of terry towelling/similarterry fabrics, of cotton	236 486	1 948 170	1 560 147	14 414 431
63029100	Toilet linen and kitchen linen,oth than of terry towellingor similar terry fabrics, of cotton	-	1 055	-	8 527
63029300	Toilet linen and kitchen linen,oth than of terry towellingor similar terry fabrics, of man-made fibres	-	1 180	-	35 634
63029990	Toilet linen and kitchen linen,oth than of terry towellingor similar terry fabrics, of other textile materials exc flax	77	1 966	124	44 375
63031200	Curtains (including drapes) & interior blinds;curtain/bedvalances, knitted/crocheted,of synthetic fibres	6 428	85 476	71 399	954 059
63031910	Curtains (including drapes) & interior blinds;curtain/bedvalances, knitted/crocheted,of cotton	61	3 207	751	39 880
63031990	Curtain (incl drapes)&interior blinds;curtain/bed valances,knitte/crochete,of oth textile material exc cotton/synthetic	235	7 940	318	30 144
63039100	Curtains (including drapes) & interior blinds;curtain/bedvalances,not knitted/crocheted,of cotton	1 113	132 663	8 274	696 858
63039200	Curtains (including drapes) & interior blinds;curtain/bedvalances,not knitted/crocheted,of synthetic fibres	54 962	419 900	519 942	3 995 336
63039900	Curtain (incl drape)&interior blind;curtain/bed valance,notknitte/crochete,of oth textile material exc cotton/synthetic	69 646	558 856	1 028 183	8 240 318
63041100	Bedspreads,excluding those of heading 94.04, knitted orcrocheted	9	1 294	164	34 763
63041910	Bedspreads,excluding those of heading 94.04,not knitted orcrocheted, of cotton	103	1 238	277	4 362
63041990	Bedspreads,excluding those of heading 94.04,not knitted orcrocheted, of oth cotton, woven	139	36 368	1 093	318 206
63042000	Bed nets specified in Subheading Note 1 to this Chapter	-	221	-	1 076
63049110	Mosquito nets, knitted or crocheted	2 019	7 491	16 605	62 075
63049190	Oth furnishing articles, excluding those of heading 94.04,knitted or crocheted	2 695	13 405	61 321	235 045
63049200	Furnishing articles; of cotton, not knitted or crocheted (excluding bedspreads and articles of heading no. 9404)	1 322	8 475	11 522	123 509
63049300	Furnishing articles; of synthetic fibres, not knitted or crocheted (excluding bedspreads and articles of heading no. 9404)	208	3 816	5 263	29 166
63049900	Furnishing articles; of textile materials other than cotton or synthetic fibres, not knitted or crocheted (excluding bedspreads and articles of heading no. 9404)	547	14 917	8 431	177 990
63051011	Sacks and bags, of a kind used for the packing of goods,new, of jute	15	19 791	10	11 682
63051019	Sacks and bags, of a kind used for the packing of goods,new,of oth textile bast fibres of heading 53.03, excl jute	24 433	113 555	36 614	170 905
63051029	Sacks and bags, of a kind used for the packing of goods,used, of oth textile bast fibres of heading 53.03, excl jute	-	508	-	3 535
63052000	Sacks and bags, of a kind used for the packing of goods,of cotton	6 504	78 431	36 849	529 210
63053220	Man-made textile materials,flexible intermediate bulkcontainers,knitted or crocheted	15 124	88 433	50 300	274 527

Tabel 3 : Ekspor Indonesia menurut Komoditi (Kode HS 8 digit)

Juni 2019

Kode H S	Uraian golongan barang	Berat bersih (Kg)		Nilai F.O.B. (U S \$)	
		Bulan ini	Kumulatif	Bulan ini	Kumulatif
(1)	(2)	(3)	(4)	(5)	(6)
63053290	Man-made textile materials,flexible intermediate bulkcontainers,woven	366 555	2 935 682	1 665 118	13 398 157
63053310	Other sacks&bags,use for packing of good,of polyethylene orpolypropylene strip/the like,knitted or crocheted	68 271	928 328	156 969	1 747 240
63053320	Other sacks&bags,use for packing of good,of polyethylene orpolypropylene strip/the like,of woven fabric of strip	365 529	2 400 910	864 153	5 797 475
63053390	Other sacks&bags,use for packing of good,of polyethylene orpolypropylene strip,not knitte/crochete,of woven of strip	658 841	4 736 007	1 473 156	10 978 143
63053910	Other sacks&bags,use for packing of good,of man-madetextile materials,nonwoven	-	6 444	-	50 509
63053990	Other sacks & bags,use for packing of good,of man-madetextile materials,woven, not knitted or crocheted	80	1 299	250	5 522
63059090	Other sacks&bags,use for packing of good,of other textilematerial oth hemp/coconut (coir) of heading 53.05	30	3 342	10	20 216
63061200	Tarpaulins, awnings & sunblinds of synthetic fibres	511	4 652	9 343	186 268
63061910	Tarpaulins, awnings & sunblinds of oth vegetable textilefibres	-	168	-	890
63061920	Tarpaulins, awnings & sunblinds of cotton	-	387	-	1 385
63061990	Tarpaulins, awnings & sunblinds of oth textiles materials,oth than vegetable fibres textile /cotton	25 086	95 353	63 902	248 060
63062200	Tents of synthetic fibres	-	5 786	-	54 579
63062910	Tents of oth textiles of cotton	-	1	-	100
63062990	Tents of oth textiles, oth than cotton	104	11 896	63	94 198
63063000	Sails for boats	-	504	-	4 755
63064010	Pneumatic mattresses of cotton	-	2 763	-	22 569
63064090	Pneumatic mattresses oth than cotton	-	12 201	-	15 440
63069091	Camping goods of woven of cotton	469	3 923	3 933	31 387
63069099	Camping goods of woven oth than cotton	13 003	95 504	347 734	2 622 082
63071010	Floor-cloths,dish cloths,dusters&similar cleaning cloths ofnonwoven other than felt	150	642	5 555	21 857
63071020	Floor-cloths,dish cloths,dusters&similar cleaning cloths offelt	-	100	-	28
63071090	Floor-cloths,dish cloths,dusters&similar cleaning cloths ofwoven oth than felt	36 995	276 130	282 716	1 968 299
63072000	Life-jackets & life-belts	25	4 671	342	192 212
63079030	Umbrella covers in pre-cut triangular form	140	483	4 350	17 029
63079040	Surgical masks	15 568	131 937	67 907	744 507
63079061	Safety harnesses safety suitable for industrial use	-	116	-	1 902
63079069	Safety harnesses suitable not for industrial use	2 032	4 773	2 999	49 490
63079070	Fans and handscreens	111	3 945	1 797	36 481
63079080	Laces for shoes,boots,corsets & the like	1 473	3 158	15 545	54 796
63079090	Oth made up artcils excl umbrella covers/surgical masks/safety harnesses/fans&handscreens/laces shoes,boots,corsets	64 474	635 101	473 696	6 157 947
63080000	Sets,consist of woven fabric&yarn whether/not w/accessories similarr textiles articles for retail	-	684	-	594
63090000	Worn clothing & oth worn articles	36 837	357 194	56 294	610 324
63101010	Used/new rags, sorted	51 924	234 440	5 292	26 191
63101090	Scrap twine/cordage/rope/cables worn out articles of those,sorted	112 183	842 838	164 177	1 662 611
63109010	Used/new rags,unsorted	209 662	793 706	126 832	282 156
63109090	Scrap twine/cordage/rope/cbles worn out articles of those,unsorted	725	14 112	500	3 387
64011000	Waterproof footwear incorp protective metal toe-cap withouter soles	120	8 884	8 245	58 897
64019200	Footwear; waterproof, covering the ankle (but not the knee), rubber or plastic outer soles and uppers (not assembled by stitch, rivet, nail, screw, plug or similar)	71 023	389 303	823 682	4 467 301
64019910	Oth waterproof footwear,not covering the ankle but not covering the knee,with outer	-	510	-	277
64019990	Oth waterproof footwear w/outer soles plastic by stiching,riveting, nailing screwing, plugging or similar processes.	4 776	57 742	4 695	64 474

Tabel 3 : Ekspor Indonesia menurut Komoditi (Kode HS 8 digit)

Juni 2019

Kode H S	Uraian golongan barang	Berat bersih (Kg)		Nilai F.O.B. (U S \$)	
		Bulan ini	Kumulatif	Bulan ini	Kumulatif
(1)	(2)	(3)	(4)	(5)	(6)
64021200	Ski-boots/cross-country ski-footwear/snowboard boot w/outersoles&upper of rubber/plastic	13 062	37 888	371 765	1 104 740
64021990	Sports footwear excl Ski-boots, cross-country ski footwear & snowboard boots and Wrestling footwear	692 231	6 255 549	13 497 740	103 706 314
64022000	Footwear with upper straps/thongs assembled to the sole by means of plugs	31 080	768 621	758 817	16 200 979
64029110	Diving boots oth footwear with upper straps/thongs assembled to the sole by covering the ankle	2 421	8 780	39 966	146 938
64029199	Oth footwear covering the ankle excl diving boot with upperstraps/thong assembled to sole by means of plugs	43 677	154 384	850 567	2 894 046
64029910	Oth diving boot not cover the ankle incorp protective metal toe-cap, rubber/plstc	8 491	883 015	117 225	10 619 366
64029990	Oth footwear not cover the ankle¬ incorp protct mtal toe-cap, rubber/plstc	432 230	3 885 854	6 639 816	56 437 240
64031200	Ski-boots,cross-country ski footwear&snowboard boot,w/upperof leathers	1 169	1 914	30 224	49 808
64031910	Sports footwear fitted with spikes,cleats/the like withupper leathers	667 091	6 392 009	11 235 143	124 287 291
64031920	Sports footwear for riding boots,bowling shoes with upperleathers	3	17	20	291
64031930	Sports footwear for wrestling, weight lifting/gymnasticswith upper leathers	-	30	-	100
64031990	Sports footwear not fitted with spikes/bowling/wrstling/weight lifting/the like w/upper leathers	2 157 819	20 083 892	45 057 789	417 854 300
64032000	Footwear with outer soles of leather,uppers of leather straps accros,instep big toe	248	8 774	1 780	166 270
64034000	Footwear; with metal toe-cap, outer soles of rubber, plastics, leather or composition leather, uppers of leather	421 521	3 084 542	4 952 506	39 584 482
64035100	Footwear; n.e.c. in heading no. 6403, with outer soles and uppers of leather, covering the ankle	-	14 616	-	9 641
64035910	Bowling shoes oth footwear with outer sole of leather notcovering the ankle	-	34	-	1 637
64035990	Oth footwear with outer sole of leather not covering theankle	130 786	780 693	3 325 260	19 690 487
64039120	Ridding boots without outer soles of leather coveringthe ankle	-	60	-	242
64039190	Oth of ridding boots without outer soles of leather covering the ankle	617 210	2 138 174	15 021 548	49 614 529
64039910	Footwear made on a base/platform of wood not having innersole/protective metal toe cap, not covering the ankle	2 394 451	20 181 781	38 904 998	339 681 594
64039920	Bowling shoes without outer soles of leather not coveringthe ankle	1 368	3 067	10 840	27 524
64039990	Oth of ridding boots without outer soles of leather not covering the ankle	831 831	6 915 441	14 303 288	145 864 022
64041110	Sports footwear with outer sole rubbr/plstc,with spike/cleat	-	968	-	23 499
64041190	Sports footwear not fitted with spikes/wrstling/weightlifting/the like oth	2 817 318	26 322 832	62 158 988	538 371 299
64041900	Footwear; (other than sportswear), with outer soles of rubber or plastics and uppers of textile materials	1 658 811	12 156 065	36 144 963	258 940 819
64042000	Footwear; outer soles of leather or composition leather, uppers of textile materials	911	11 914	36 556	379 472
64051000	Footwear; with uppers of leather or composition leather, n.e.c. in chapter 64	1 970	87 101	43 623	4 155 282
64052000	Footwear; with uppers of textile materials, n.e.c. in chapter 64	59	65 334	1 973	432 131
64059000	Footwear; n.e.c. in chapter 64	51 216	407 900	264 531	2 383 685
64061010	Uppers & parts thereof,oth than stif feners of metal toe-caps	2 417	7 660	27 808	126 562
64061090	Uppers&parts thereof,oth than stif feners¬ fitted withmetal toe-cap	138 218	878 792	5 675 282	39 009 440
64062010	Parts of footwear with outer soles & heels, of rubber	54 203	388 902	464 703	4 541 135

Tabel 3 : Ekspor Indonesia menurut Komoditi (Kode HS 8 digit)

Juni 2019

Kode H S	Uraian golongan barang	Berat bersih (Kg)		Nilai F.O.B. (U S \$)	
		Bulan ini	Kumulatif	Bulan ini	Kumulatif
(1)	(2)	(3)	(4)	(5)	(6)
64062020	Parts of footwear with outer soles & heels, of plastics	15 232	153 551	465 921	2 691 693
64069010	Parts of footwear of wood	4 630	28 567	28 824	134 361
64069021	Oth parts of footwear of metal of iron/steel	-	4 359	-	12 584
64069031	Oth parts of footwear of rubber/plastic in-soles	33 227	397 726	326 338	4 704 555
64069032	Oth parts of footwear of rubber/plastic complete-soles	93	94	2 368	2 369
64069033	Oth parts of footwear of rubber/plastic oth of plastics	-	580	-	13 900
64069039	Oth parts of footwear of rubber/plastic out-soles	14 334	89 915	179 023	1 163 318
64069091	Oth parts of footwear of oth materials for gaiters/leggings and similar articles and parts thereof	2 462	16 409	38 366	355 482
64069099	Oth parts of footwear of oth materials not for gaiters/leggings and similar articles and parts thereof	32 061	321 045	695 738	4 555 815
65010000	Hat-forms/bodies, hood of felt, not block shape, not brims,plateaux,manchons (including slit manchons), of felt.	136	31 840	1 156	69 717
65020000	Hat-shapes, plaited by assembling strip of any material,neither block shape,nor w/made brims,nor lined,nor trimmed	-	1 526	-	26 193
65040000	Hats & oth headgear/plaited by assembling strips of any materials, whether or not lined or trimmed.	9 143	72 512	98 922	766 910
65050010	Hats & oth headgear of a kind used for religious purposes,knitted/crocheted	12 134	163 270	24 395	383 799
65050020	Hair-nets of any materials	261	627	11 631	18 814
65050090	Oth hats&oth headgear,not for hair-nets/religious purposes,knitted/crochet	111 599	926 945	2 111 087	18 875 599
65061010	Helmets for motorcyclists whether/not lined/trimmed	69 750	566 861	969 155	7 864 549
65061020	Industrial safety & firefighters helmets, excl steel helmetwhether/not lined/trimmed	-	148	-	2 889
65061030	Steel helmets safety	-	2	-	30
65061090	Oth safety headgear, not for motocyclist/industrial/firefighters/steel helmets/water polo	3 531	18 647	30 103	140 967
65069100	Headgear; (other than safety headgear), of rubber or plastics, whether or not lined or trimmed	21	1 194	898	54 032
65069990	Oth headger of oth materials, not furskin	126 297	665 296	506 268	2 474 264
65070000	Head-band, lining, cover, hat foundation, hat frame, peak&chinstrap,for headgear	1 282	9 589	4 107	138 121
66011000	Garden/similar umbrellas	4 143	84 776	49 416	862 363
66019100	Umbrellas & sun umbrellas having a telescopic shaft	-	4 455	-	13 563
66019900	Umbrellas & sun umbrellas not having a telescopic shaft	1 070	43 425	4 363	63 265
66020000	Walking-sticks, seat-sticks, whips, riding crops & the like	918	110 830	8 840	185 627
66032000	Umbrella frames, including frames mounted on shafts(sticks)	-	2 400	-	5 250
66039010	Parts,trimmings&acc for articles of Umbrellas&sun umbrellas(incl walking stick umbrellas,garden&similar umbrellas).	302	2 895	2 380	26 230
66039020	Parts,trimmings&accessories for articles of Walking-sticks,seat-sticks,whips,riding-crops&the like.	-	28	-	516
67010000	Skin&oth part of bird w/ feathr/down,feathr,part of feathr	4 579	13 646	16 046	158 517
67021000	Artificial flower,foliage,fruit & parts thereof of plastics	15	628	225	4 265
67029010	Artificial flower, foliage, fruit & parts thereof of paper	1	356	4	177
67029020	Artificial flower, foliage, fruit&parts thereof of textilesmaterilas	-	1 194	-	1 313
67029090	Artific flower,foliage,fruit&partsthereof of oth materials, not paper/txtil	4 027	34 731	79 716	490 691
67030000	Human hair, dressed, thinned, bleached, othwise worked forwigs/the like	1 120	17 825	95 949	865 414
67041100	Complete wigs of synthetic textiles materials	477 897	2 918 438	10 833 559	72 234 525
67041900	False beards, eyebrows, eyelashes,switches of synthetic textiles materials	55 850	1 145 874	3 533 690	37 798 020
67042000	Wigs, false beards, eyebrows,eyelashes of human hair	32 191	289 755	6 530 045	46 440 739
67049000	Wigs, false beards, eyebrows,eyelashes,of oth materials	65 008	529 054	3 071 002	34 438 707
68010000	Setts,curbstones&flagstones,of naturals stone(except slate)	440 527	3 461 752	242 878	1 789 389

Tabel 3 : Ekspor Indonesia menurut Komoditi (Kode HS 8 digit)

Juni 2019

Kode H S	Uraian golongan barang	Berat bersih (Kg)		Nilai F.O.B. (U S \$)	
		Bulan ini	Kumulatif	Bulan ini	Kumulatif
(1)	(2)	(3)	(4)	(5)	(6)
68021000	Tiles,cubes,similar articles,square<7 cm,artif colored,chipping&powder	195 010	2 122 676	162 115	1 538 661
68022100	Marble, travertine and alabaster; simply cut or sawn, with a flat or even surface	617 349	4 211 907	357 028	3 045 124
68022300	Granite; articles thereof, simply cut or sawn, with a flat or even surface	292	8 122	1 871	17 604
68022910	Oth monumental/building stone of oth calcareous stone, simply cut/sawn	770	1 269	1 631	2 995
68022990	Oth monumental/building stone of oth than calcareous stone, simply cut/sawn with a flat surface	745 953	8 033 465	460 717	5 988 411
68029110	Oth article monumental/building of marble	61 710	1 163 904	83 118	1 321 070
68029190	Oth article monumental/building of travertine & alabaster	-	157 795	-	215 520
68029310	Oth article monumental/building of granite with polishedslabs	-	4 408	-	11 983
68029390	Oth article monumental/building oth of granite	85 308	968 720	106 344	1 144 263
68029900	Stone; natural (excl. marble, travertine, alabaster, other calcareous stone or granite), monumental/building stone, (oth simply cut/sawn, with a flat/even surface)	1 131 523	9 793 911	1 041 174	7 752 978
68041000	Millstones&grindstones for millng, grinding/pulping grinding&pulping	342 938	1 981 775	1 019 491	6 626 195
68042100	Millstones, grindstones, grinding wheels and the like; of agglomerated synthetic or natural diamond	2 740	27 894	346 529	3 270 876
68042200	Millstones, grindstones, grinding wheels and the like; of other agglomerated abrasives or of ceramics	563	14 028	4 257	89 051
68042300	Millstones, grindstones, grinding wheels and the like; of natural stone	2 410	77 638	7 559	141 692
68043000	Hand sharpening/polishing stones	200	1 205	1 531	7 708
68051000	Natural/artificial abrasive powder/grain on a base of woventextile fabric only	6 979	133 114	48 421	933 800
68052000	Natural/artificial abrasive powder/grain on a base of paper/paperboard	4 143	36 469	37 674	288 669
68053000	Natural/artificial abrasive powder/grain on a base of oth materials	11 530	43 056	70 935	252 928
68061000	Slag wool, rock wool & similar mineral wools in bulk/sheets/rolls	391 541	2 704 032	433 878	2 917 677
68069000	Mixture & article of heat/sound insulating/sound absorbmineral waters	9 779	61 229	12 254	92 767
68071000	Articles of asphalt/of similar material in rolls	-	6 988	-	10 860
68079010	Articles of asphalt/of similar material of tiles, not inrolls	1 014	7 924	896	4 276
68079090	Articles of asphalt/similar material of oth tiles, not in rolls	203 303	941 270	107 979	446 472
68080020	Roofing tiles, panels, boards, blocks&similar articles of coirfibres/straw	50	4 941	350	729
68080030	Panels, boards, blocks and similar articles	5	16 919	31	3 358
68080090	Chips, particles, sawdust/oth waste of wood, agglomer withcement/plaster	45 547	913 697	28 973	1 032 780
68091100	Board, sheet, panels, tiles&similr, not ornmnted reinforcew/paper/board only faced/reinforced w/paper/paperboard only	1 418 880	12 392 198	241 397	2 343 867
68091990	Oth articles of plaster/compositions based on plaster of oth tiles	31 680	243 305	7 503	315 501
68099090	Oth articles of plaster/cmpositions based on plaster, not dental moulds	1 450	5 760	4 970	5 516
68101100	Building blocks & bricks	-	5 788 267	-	376 066
68101910	Tiles, reinforced or not	3 579 635	8 208 444	721 134	1 733 534
68101990	Flagstones, reinforced or not	167 222	6 710 800	212 994	3 677 130
68109100	Prefabricated structural components for building or civilengineering	1 020	4 362	86	1 698
68109900	Cement, concrete/artificial stone; articles (oth prefabricated structural components for building/civil engineering), whether or not reinforced, n.e.c. in heading no. 6810	15 756 990	164 306 923	1 236 231	11 454 201
68114010	Corrugated sheets containing asbestos	678 608	2 396 769	145 678	488 138
68114021	Floor or wall tile containing asbestos	-	595	-	1 383
68114022	Other sheets, panels, tiles&similar articles for roofingfacing/partitioning containing asbestos	-	1 300	-	678

Tabel 3 : Ekspor Indonesia menurut Komoditi (Kode HS 8 digit)

Juni 2019

Kode H S	Uraian golongan barang	Berat bersih (Kg)		Nilai F.O.B. (U S \$)	
		Bulan ini	Kumulatif	Bulan ini	Kumulatif
(1)	(2)	(3)	(4)	(5)	(6)
68114029	Oth sheets,panel,tile&similr artcils containing asbstos for roofing oth than Floor/wall tiles containing plastic&roofing,facing/partitioning	-	96 026	-	55 336
68114030	Tubes or pipes containing asbestos	60	908	66	11 666
68114090	Oth articles of asbestos cement	68	66 409	50	34 234
68118100	Corrugated sheets not containing asbestos	826 560	4 959 360	176 940	1 060 152
68118210	Floor or wall tiles containing plastics not containing asbestos	-	20	-	502
68118220	Other sheets,panels,tiles&similar articles for roofingfacing/partitioning not containing asbestos	-	309 116	-	57 696
68118290	Oth sheets,panels,tile&similr artcils not cntaining asbstosroof oth than floor/wall tiles contain plastic&roofing,partitioning	3 800 660	33 587 758	766 304	6 758 239
68118990	Oth artcils,used for building constructionnot containing asbestos,not tubes/pipes/Other,kind used building construction	211 680	1 696 663	51 744	438 975
68128020	Clothing of crocidolite fibres	5	320	893	4 750
68128050	Cloth accessories,footwear&headgear fabricated crocidolite fibres	74	116	3 595	3 825
68128090	Oth articles of crocidolite fibres	1	212	47	3 328
68129190	Clothing accessories,footwear&headgear of oth crocidolite fibres	55	218	30	1 019
68129920	Floor/wall tiles of fabricated asbestos(oth crocidolite)	-	9 345	-	9 748
68129990	Oth thn brake lining&pad of oth croci,not fabricate/floor/wall tiles	35	32 270	2 749	44 126
68132010	Brake lining&pad of friction material&articles,containingasbestos	-	3 911	-	18 501
68132090	Oth thn brake lining&pad of friction material&article,containing asbestos	-	34	-	411
68138100	Brake lining&pad of friction material&article,containingasbestos	92 655	391 028	347 430	2 438 123
68138900	Friction material and articles thereof not mounted; for clutches, with a basis of mineral substances or cellulose	15 261	105 283	195 954	1 415 331
68141000	Plates,sheets,strips,of agglomerated or reconstituted mica,whether or not on a support	-	541	-	1 424
68149000	Mica; worked mica and articles of mica (excluding plates, sheets and strips) whether or not on a support of paper, paperboard or other materials	662	6 598	301	42 518
68151010	Yarn/thread non-electrical articles graphite/ oth carbon	428	226 523	400	1 220 582
68151020	Bricks,paving slabs,floor tiles,etc non electrical articlesgraphite/carbon	96 200	924 728	73 967	682 733
68151091	Carbon fibres, etc non electrical articles graphite/carbon	-	58 432	-	32 396
68151099	Oth non electrical articles graphite or carbon	16 835	150 403	69 760	476 290
68159100	Articles of stone, contents magnesite,dolomite/chromite	-	948	-	8 521
68159900	Stone articles and articles of other mineral substances; n.e.c. or included in heading no. 6815	144 426	2 465 850	124 990	1 898 052
69010000	Bricks,blocks,tiles&oth ceramic goods of siliceous fossilmeals/of similar siliceous earths	121 158	755 714	29 182	244 802
69022000	Goods of siliceous cont by weight,singly/together alumina,silika,or mixture >50%	206	586 842	215	151 645
69029000	Goods of siliceous cont by weight,of oth metals compound	197 462	1 659 352	48 405	369 242
69031000	Refractory ceramic goods; containing by weight +50% of graphite/other forms of carbon or of a mixture of these products, excl those of siliceous fossil meals/similar earths	-	3	-	587
69032000	Refractory ceramic goods; containing by weight +50% of alumina/of a mixture or compound of alumina & of silica, excl those of siliceous fossil meals or similar earths	-	1 390	-	5 698
69039000	Refractory ceramic goods; composition of which n.e.c. in heading no. 6903, other than those of siliceous fossil meals or similar earths	1 227	43 144	1 316	186 197
69041000	Ceramics building bricks	44 820	172 416	1 966	17 124
69049000	Flooring blocks,support/filler tiles&the like	110 206	1 274 353	41 688	455 902

Tabel 3 : Ekspor Indonesia menurut Komoditi (Kode HS 8 digit)

Juni 2019

Kode H S	Uraian golongan barang	Berat bersih (Kg)		Nilai F.O.B. (U S \$)	
		Bulan ini	Kumulatif	Bulan ini	Kumulatif
(1)	(2)	(3)	(4)	(5)	(6)
69051000	Roofing tiles of ceramic	166 590	1 228 095	42 013	270 259
69059000	Chimney-pot,cowl,chimney liner,architect ornament&othceramic constr	3 467	27 910	4 464	25 756
69072110	Lining tiles of a kind use for grinding mills,unglazed,water absorption coeff by weight<= 0.5 %	240	2 470	237	1 281
69072121	Flag&paving,hearth/wall tile,oth than of subhead 6907.30&6907.40 water absorption coeff by weight<=0.5 %	-	32	-	45
69072122	Ceramic,wall tile,unglaze,large surface area capablesquare side<7 cm water absorption coeff by weight<= 0.5 %	60	39 979	688	22 478
69072123	Pving,wall tiles,glaze,largest surface area capablesquare side<7 cm water absorption coeff by weight<= 0.5 %	-	22 500	-	5 858
69072124	Ceramic,wall tiles,glaze ,large surfce area capablesquare side<7 cm water absorption coeff by weight<= 0.5 %	25 698	126 485	5 530	26 427
69072191	Paving,wall tiles,unglaze ,large surface area capablesquare side>7 cm water absorption coeff by weight<= 0.5 %	623 512	4 957 076	208 960	1 717 151
69072193	Paving,wall tiles,glaze ,large surface area capablesquare side>7cm water absorption coeff by weight<= 0.5 %	1 419 725	10 919 077	737 440	5 604 254
69072194	Ceramic,wall tiles,glaze ,large surface area capablesquare side>7cm water absorption coeff by weight<= 0.5 %	16 583 262	47 444 091	3 128 954	10 418 666
69072213	Paving,wall tiles,glaze ,large surface area capable square side<7 m water absorp 0.5%<coeff weight<=10%	128 354	1 528 508	30 167	339 218
69072291	Paving,wall tiles,unglaze ,large surface which capable square side>7cm of water absorp 0.5%<coeff weight<=10%	-	211 200	-	40 550
69072293	Pving,wall tiles,glaze ,largst surfce area capable square side>7cm of waterabsorp 0.5%<coeff weight<=10%	622 301	7 662 693	130 285	1 494 237
69072294	Ceramic,wall tiles,glaze ,large surface area capable square side>7cm of water absorp 0.5%<coeff weight<=10%	2 666 402	16 714 451	625 334	3 782 432
69072313	Paving,wall tiles,glaze ,large surface area capable square side<7 cm of water absorp coeff weight>10%	2 370 935	26 120 669	495 191	5 761 814
69072393	Paving,wall tiles,glaze ,large surface area capable square side>7 cm of water absorp coeff weight>10%	163 024	3 591 803	46 966	868 054
69072394	Ceramic,wall tiles,glaze ,large surface area capble square side>7cm of water absorp coeff weight>10%	553 748	4 161 210	201 471	1 466 550
69073099	Mosaic cubes&the like,oth than subheading 6907.40 glazedlargest surface of capable being enclosed square side<7 cm	980	17 131	302	4 972
69074021	Finishing ceramics of other articles,having largest surfacearea visible after mounting is not exceeding 49 cm2 Unglazed	-	178	-	3 142
69074091	Other finishing ceramics unglazed	846 865	6 248 532	259 304	1 806 758
69074092	Other finishing ceramics glazed	-	124 733	-	56 375
69091100	Ceramic of porcelain/china for laboratory,chemical/oth tech	379 380	2 498 255	1 547 094	9 995 320
69091900	Ceramic wares; for laboratory, chemical or other technical uses, other than articles having a hardness equivalent to 9 or more on the Mohs scale or of porcelain or china	373 251	4 094 358	4 101 560	42 131 097
69099000	Ceramic wares; pots, jars & similar articles of a kind used for the conveyance/packing of goods & ceramic troughs, tubs & similar receptacles used in agriculture	16 915	190 510	27 748	318 688
69101000	Ceramic sinks,wash basins,wash basin of porcelain/china	643 579	4 895 878	1 714 826	12 726 590
69109000	Ceramic sinks,wash basins,wash basin of oth thn porcelain/china	30 865	355 202	32 301	516 137
69111000	Tablewre&kitchenware of porclain/china	729 261	6 297 705	3 180 896	33 690 665

Tabel 3 : Ekspor Indonesia menurut Komoditi (Kode HS 8 digit)

Juni 2019

Kode H S	Uraian golongan barang	Berat bersih (Kg)		Nilai F.O.B. (U S \$)	
		Bulan ini	Kumulatif	Bulan ini	Kumulatif
(1)	(2)	(3)	(4)	(5)	(6)
69119000	Household and toilet articles; n.e.c. in heading no. 6911, of porcelain or china	2 371	78 238	22 127	356 119
69120000	Tableware&kitchenware,oth household toilet art,oth thanporcelain/china	443 085	3 431 890	1 960 091	10 807 157
69131090	Oth thn ornamental cigarette box&ashtray of porcelain/china	2 741	193 764	17 943	316 514
69139010	Ornamental cigarette box&ashtray of oth thn porcelain/china	2 090	2 100	5 324	6 333
69139090	Oth thn ornamental cigarette box&ashtray of oth porcelain/china	34 097	566 362	227 356	2 737 288
69141000	Ceramic articles n.e.c. in chapter 69; of porcelain or china	111 081	429 124	441 916	1 674 324
69149000	Ceramic articles n.e.c. in chapter 69; other than of porcelain or china	133 723	1 225 623	149 632	1 786 035
70010000	Cullet&oth waste&scrap of glass;glass in the mass	10	10	109	109
70021000	Glass in balls	-	300	-	3 365
70023110	Fused quartz/oth fused silica for vacuum tubes	449	949	12 652	12 946
70023190	Oth of fused quartz/oth fused silica for vacuum tubes	-	425	-	19 350
70023910	Oth glass in tubes,used to manufactur vacuum tubes	-	1	-	177
70023990	Oth glass having linear coeff. 0-300c oth thn vacum&boro silict glas tube	6	7 582	6	52 765
70031220	Cast&rolled glass,non-wired sheet,coloured,opacified,flashed reflecting/non layer,in squares shape,not optical glass	730	1 433	128	248
70031290	Other cast&rolled glass,non-wired sheet,coloured,opacified, flashed,reflecting layer/non layer	1 462	21 979	6 076	51 224
70031910	Cast&rolled glass,non-wired sheet,optical glass,not optically worked	-	4	-	1 922
70031990	Cast&rolled glass,non-wired sheet,in squares shape,not optical glass	-	97 515	-	64 322
70032010	Cast glass and rolled glass,wired sheets insquares/rectangular shape including 1 or more corners cut	-	25	-	104
70033010	Cast glass and rolled glass, profiles in squares/rectangular shape including 1 or more corners cut	57	2 138	20	1 032
70033090	Other cast glass and rolled glass in profiles	-	1 021	-	3 063
70042010	Optical drawn,blown glass,not optically worked opacified,flashed,absorbent	-	123	-	263
70042090	Optical drawn,blown glass,optically worked,flashd,opacified absorbent	848	7 658	6 267	52 411
70049090	Oth optical drawn,blown glass,optically worked,flashed,opacified,absorbent	2 759	109 086	6 569	165 371
70051010	Optical float glass,not optically worked,flashed,opacified,absorbent	4 423 098	30 731 444	1 375 635	9 568 936
70051090	Oth non-wired glass,absorbent reflecting/non-reflectinglayer	1 879 164	12 432 231	1 184 178	7 987 592
70052110	Oth non-wired glass,colored,opacified optical glass,notoptically worked	5 780 102	38 732 903	1 957 136	13 317 634
70052190	Oth non-wired glass,colored,optically worked,flashed,opacified	14 411 963	80 475 801	5 553 889	31 645 873
70052990	Oth non-wired glass,not colored,optically worked	1 345 446	8 599 925	397 069	2 509 289
70053000	Float glas&surface ground/polish glas,wired glass	-	79 796	-	217 091
70060090	Optical glass,optically worked for glass of heading70.03,70.04,70.06	76 164	182 208	112 050	316 930
70071110	Toughened(tempered)safety glass suitable for vehicles ofchapter 87	168 896	1 095 408	448 114	3 135 051
70071120	Toughend(temperd)safty glas suitabl for aircraft,spacecraftof chap 88	-	80	-	12 600
70071990	Toughened(tempered)safety glass suitable for oth machinery0	65 348	522 089	73 803	675 360
70072110	Laminated safety glass suitable for vehicles of chapter 870	258 833	1 923 502	648 388	4 744 634
70072990	Laminated safety glass suitable for oth machinery	244	119 337	422	120 376
70080000	Multiple-walled insulating units of glass	10 486	65 436	14 658	170 356
70091000	Rear-view mirrors for vehicles	19 826	142 368	235 721	1 616 425

Tabel 3 : Ekspor Indonesia menurut Komoditi (Kode HS 8 digit)

Juni 2019

Kode H S	Uraian golongan barang	Berat bersih (Kg)		Nilai F.O.B. (U S \$)	
		Bulan ini	Kumulatif	Bulan ini	Kumulatif
(1)	(2)	(3)	(4)	(5)	(6)
70099100	Glass mirros, unframed	1 057 148	6 082 023	648 597	3 933 691
70099200	Glass mirros, framed	63 035	780 913	336 815	3 467 124
70101000	Ampoules of glass	9 454	134 516	82 701	1 414 973
70102000	Stoppers, lids & oth closures of glass	12	12 643	1 257	24 968
70109010	Carboys & demijohns	-	62	-	238
70109040	Bottles&vials for antibiotics,serums,oth injectables,intravenous infus	117 193	934 200	731 199	6 374 775
70109099	Oth bottle intravenous fluid of a capacity not exceeding 1	4 536 352	13 569 123	2 055 554	6 203 575
70111010	Glass envelops for electric lighting, stem	-	61	-	1 481
70111090	Glass envelops for electric lighting, oth than stem	-	4	-	603
70112000	Glass envelops for cathode-ray tubes	161	1 555	1 366	15 107
70119000	Glass envelopes (including bulbs and tubes); open, and glass parts thereof, without fittings, other than for electric lighting and cathode-ray tubes	-	16	-	887
70131000	Glassware of a kind used for table,kitchen, toilet,office of glass-ceramic	98 235	886 866	80 114	867 198
70132200	Stemware drinking glasses,oth thn glass ceramics,of leadcrystal	799	2 310	6 704	22 498
70132800	Stemware drinking glasses,neither glass-ceramics nor leadcrystal	39 115	757 804	36 473	611 746
70133300	Glassware; drinking glasses (not stemware), of lead crystal	132	1 068	277	1 613
70133700	Glassware; drinking glasses (not stemware), other than of lead crystal or glass-ceramics	158 117	1 112 769	135 534	815 519
70134200	Glassware for table not drinking glass)ktchn,linear coef<5x106/Kelvin,0-3000C	120	22 069	1 623	22 335
70134900	Glassware of a kind used for table or kitchen purposes (not drinking glasses or of glass-ceramics), of glass n.e.c. in item no. 7013.4	2 930 565	22 788 558	2 128 901	15 634 048
70139100	Glassware; n.e.c. in heading no. 7013, of lead crystal	-	145	-	3 654
70139900	Glassware; n.e.c. in heading no. 7013, other than of lead crystal	271 393	2 095 044	724 530	5 400 269
70140090	Other signalling glassware&optical elements of glass,not optically worked	10	75	935	7 047
70151000	Glasses for corrective spectacles	149	654	188	2 423
70159010	Clock or watch glasses	-	6	-	165
70159090	Glasses for non-corrective spectacles; hollow glass spheres&their segments	0	3	7	57
70161000	Glass cubes&oth glass smallwares,for mosaics/decorative purposes	233	8 230	24 918	204 399
70169000	Multicellular or foam glass; in blocks, panels, plates, shells or similar forms; paving blocks, slabs, bricks and other articles of pressed or moulded glass	2 163 861	11 366 051	898 709	4 826 181
70171090	Laboratory/pharmaceutical glass of fused quartz/oth fusedsilica; other	-	2	-	3
70172000	Laboratory,hygienic/pharmaceutical w/coef< 5x106/kelvin,0-3000c	7 434	34 571	129 903	610 952
70179000	Laboratry,hygienic/pharmaceutical glasswre,nor fused quartz/fused silica	9 213	47 095	121 738	899 253
70181010	Glass beads	889	21 667	18 781	382 620
70181090	Imitation pearls, imitation precious/semi-precious stonesand similar glass smallwares	180	10 179	4 770	72 216
70189010	Glass eyes of glass microspheres<=1 mm in diameter	-	148	-	1 102
70189090	Glass eyes,not prsthtc artcls,ornamnt of lamp-worked glass,not imittn jewelry	1 870	8 794	24 951	78 890
70191100	Chopped strands,of a length <= 50 mm	-	1	-	1 245
70191200	Rovings of glass fibres	-	429 482	-	340 992
70191990	Sliver of glass fibres	847	7 644	1 770	163 840
70193100	Mats of glass fibres	37 076	212 720	2 426 400	4 726 957
70193990	Mattresses,boards&similar nonwoven products of glass fibres	-	856	-	1 861
70195200	Glass fibres; woven fabrics (oth of rovings), of a width exceeding 30cm, plain weave, weighing less than 250g/m2, of filaments measuring per single yarn not +136 tex	2 750	11 105	30 031	120 512
70195900	Glass fibres; woven fabrics (other than of rovings), n.e.c. in item no. 7019.5	-	27	-	90

Tabel 3 : Ekspor Indonesia menurut Komoditi (Kode HS 8 digit)

Juni 2019

Kode H S	Uraian golongan barang	Berat bersih (Kg)		Nilai F.O.B. (U S \$)	
		Bulan ini	Kumulatif	Bulan ini	Kumulatif
(1)	(2)	(3)	(4)	(5)	(6)
70199010	Glass fibres (including glass wool)	5 988	25 377	44 548	199 174
70199090	Other article of glass fibres	2 483	36 920	10 379	186 832
70200011	Glass moulds for the manufacture of acrylic goods	2 340	12 652	9 502	41 323
70200019	Glass moulds for other purposes	18 819	135 915	73 532	510 961
70200020	Quartz reactor tubes&holders designed for production of semiconductor wafers	-	7	-	712
70200030	Glass inner for vacuum flasks/oth vacuum vessels	14	14	24	24
70200090	Other articles of glass.	22 477	189 203	73 222	631 845
71012100	Cultured pearls,fresh water,unworked	1 973	3 863	6 312 892	20 623 454
71012200	Cultured pearls,salt water,unworked	16	63	58 345	370 120
71023900	Diamonds,worked,not mounted/set,non-industrial	-	2	-	4 764
71031020	Precious stones,unworked/simplely sawn/roughly shaped,jade(nephrite&jadeite)	-	97	-	804
71051000	Dust and powder of diamonds	-	10	-	6 950
71061000	Silver powder	-	8 554	-	4 195 439
71069100	Silver, unwrought	11 524	76 766	5 567 572	36 918 426
71069200	Silver, semi-manufactured	51	4 881	30 274	2 516 335
71081210	Gold in lumps, ingots or cast bars	11 634	38 436	507 531 797	1 610 122 860
71081290	Gold,not in lumps,ingots/cast bars,oth unwrought forms	4	113	181 567	4 742 156
71081300	Gold,non monetary,oth semi-manufactured form	-	587	-	24 360 171
71101900	Platinum, wrought	-	50	-	55 129
71104190	Iridium,osmium&ruthenium,in other forms,unwroughtsponge,unwrought	-	3	-	19
71129100	Waste and scrap of gold, including metal clad with gold but excluding sweepings containing other precious metals	6	5 666	109 509	768 492
71129200	Waste and scrap of platinum, incl metal clad with platinum but excluding sweepings containing other precious metals	-	121 576	-	5 744 323
71129910	Waste and scrap of silver,including metal clad with silver but excluding sweepings containing other precious metals	361	3 989	147 577	1 297 034
71129990	Waste and scrap of a kind used principally for the recovery of precious metal, oth gold, platinum and silver	174 879	764 395	73 292 451	402 856 174
71131110	Part of silver jewellery articles, whether or not plated or clad with precious metal	385	4 249	962 405	6 635 966
71131190	Silver jewellery articles, whether or not clad with precious metal	3 972	35 316	3 352 660	25 413 196
71131910	Part of jewellery of precious metal (excl silver), whether or not plated or clad with	3	28	50 327	398 747
71131990	Articles of jewellery of precious metal, whether or not plated or clad with	4 693	29 773	184 566 159	1 037 671 358
71132010	Part of base metal jewellery, clad with precious metal	-	13	-	253
71132090	Base metal jewellery, clad with precious metal	6	80	4 823	34 407
71141100	Articles of silversmiths' wares and parts there of, precious metal or of metal clad with precious metal	375	3 178	18 521	436 563
71141900	Articles of goldsmiths' wares and parts there of, precious metal or of metal clad with precious metal	-	1 045	-	1 265
71142000	Articles of base metal wares and parts there of, clad with precious metal	144	147	2 346	2 347
71151000	Catalysts in the form of wire cloth or grill, of platinum	-	572	-	7 981
71159010	Other articles of precious metal of gold or silver	102	204	57 026	93 937
71159090	Other articles of other than gold or silver	-	5	-	2 191
71161000	Articles of natural or cultured pearl	1	45	200	70 985
71162000	Articles of precious or semi-precious stones (natural, synthetic or reconstructed)	288	15 872	1 993	78 870
71171110	Part of imitation jewellery of base metal, whether or not plated with precious metal parts of cuff-links and studs	-	74	-	2 203
71171190	Imitation jewellery of base metal, whether or not plated with precious metal cuff-links and studs	3 958	37 421	378 297	2 891 955
71171910	Imitation jewellery of base metal, whether or not plated with precious metal, bangles	6	23	2 871	3 136
71171920	Other imitation jewellery of base metal, whether or not plated with precious metal	5 884	80 636	348 567	2 878 660
71171990	Part of other imitation jewellery of base metal, whether or not plated with precious metal	9 073	69 919	300 322	2 587 427
71179011	Bangles,wholly of plastics or glass	581	4 744	12 846	66 362

Tabel 3 : Ekspor Indonesia menurut Komoditi (Kode HS 8 digit)

Juni 2019

Kode H S	Uraian golongan barang	Berat bersih (Kg)		Nilai F.O.B. (U S \$)	
		Bulan ini	Kumulatif	Bulan ini	Kumulatif
(1)	(2)	(3)	(4)	(5)	(6)
71179012	Bangles,wholly of wood,tortoise shell,ivory,bone,horn,coral,mother-of-pearl&other animal carving material	1 641	2 351	3 481	7 016
71179019	Imitation jewellery, bangles, of other material	151	2 720	956	47 165
71179021	Other Imitation jewellery, wholly of plastics or glass	1 645	11 942	18 607	123 358
71179022	Other Imitation jewellery,wholly wood,tortoise shell,ivorymother of-pearl,mineral/oth animal carving material	12 433	71 834	24 153	156 111
71179029	Other imitation jewellery of other material	236	9 947	14 614	141 363
71179092	Imitation jewellery,parts wholly wood,tortoise shell,ivory,mother pearl&vegetable/mineral/oth animal carving material	406	6 579	7 165	54 543
71179099	Oth than imitation jewellery,parts wholly of porcelain or china	2 582	28 206	64 827	822 144
71181090	Other than gold & silver coin not being legal tender	-	71	-	1 313
71189090	Other than Gold & silver coin, whether or not legal tender	-	0	-	128
72015000	Pig iron&spiegeleisen in pig,alloy pig iron,spiegeleisen	-	25 238 342	-	33 711 634
72023000	Ferro-silico-manganese	352 600	2 827 950	403 702	3 250 496
72026000	Ferro alloy nickel	126 154 188	643 438 033	194 005 799	1 000 157 524
72029300	Ferro-alloys; ferro-niobium	-	7 000	-	189 767
72029900	Ferro-alloys; n.e.c. in heading no. 7202	-	11 801	-	26 466
72031000	Ferrous product obtained direct reduction iron ore pellet/similar forms&min purity weight<=99.94 %	-	65 301	-	21 223
72039000	Ferrous product obtained by not direct reduction of pellets/similar forms&min purity by weight<=99.94 %	-	438	-	15 038
72041000	Ferrous waste&scrap,remelting scrap ingots of iron/steel cast iron	108 190	881 162	33 767	364 837
72042100	Ferrous waste&scrap, remelting scrap ingots of iron/steel stainless steel	2 879 284	26 350 952	2 981 063	28 265 061
72042900	Cast iron/alloy steel¬ stainless steel	-	138	-	383
72043000	Waste and scrap of tinned iron or steel	-	2	-	6
72044900	Ferrous waste and scrap; n.e.c. in heading no. 7204	58 450	651 192	31 392	263 476
72051000	Pig iron, spiegeleisen, iron or steel of granules	-	63 900	-	3 083
72052100	Pig iron, spiegeleisen, iron or steel of alloy steel	-	3	-	60
72052900	Iron or steel, pig iron, spiegeleisen; powders (excluding alloy steel)	-	5 000	-	4 900
72061010	Iron&non-alloy steel in ingots/oth primary formsexcl iron heading 72.03,weight>0.6%carbon	-	6	-	7
72061090	Iron&non-alloy steel in ingots/oth primary formsexcl iron heading 72.03,weight<0.6 %carbon	60	60	60	60
72069000	Iron and non-alloy steel in primary forms, oth than ingots (excluding iron of heading 72.03).	510	6 041	1 484	30 338
72071210	Semi-finish product iron/non-alloy steel slabs<0.25% carbon,cross-sect,measuring<twice the thickness	3 361 280	390 457 110	1 287 786	179 598 251
72071290	Semi-finish product iron/non-alloy steel thin<0.25% carbon,cross-section,measuring<twice the thickness	1 983	6 510	13 021	41 672
72071900	Iron or non-alloy steel; semi-finished products of iron or non-alloy steel, containing by weight less than 0.25% of carbon, other than rectangular or square cross-section	-	448 125	-	485 128
72072010	Semi-finish product iron/non-alloy steel slabs0.25%>=weight<0.6% carbon	-	12 042	-	12 095
72072029	Oth than blocks roughly shaped forging sheet bars thins0.25%>=weight<0.6% carbon	1	2	42	697
72072099	Other than blocks roughly shaped by forging; sheet bars, not slabs,weight>=0.6% carbon	1	5	2	465
72081000	Iron/non-alloy steel in coils, not further worked than hot-rolled,w/patterns relief,width>=600, not clad, plated/coated	-	2	-	57
72082500	Iron/non-alloy steel in coils, until hot-rolled, pickled,width>=600mm, of a thickness>=4.75mm;not clad, plated/coated	100 000	337 970	53 120	187 168
72082600	Iron/non-alloy steel in coils, until hot-rolled, pickled,width>=600mm,3mm>=thick< 4.75mm; not clad, plated/coated	395 510	1 715 383	216 870	949 448

Tabel 3 : Ekspor Indonesia menurut Komoditi (Kode HS 8 digit)

Juni 2019

Kode H S	Uraian golongan barang	Berat bersih (Kg)		Nilai F.O.B. (U S \$)	
		Bulan ini	Kumulatif	Bulan ini	Kumulatif
(1)	(2)	(3)	(4)	(5)	(6)
72082711	Iron/non-alloy steel in coils,until hot-rolled,width>=600mmpickled;not clad, plated/coated, thick<2mm, carbon>=0.6%	700	3 246	10 826	26 279
72082719	Iron/non-alloy steel in coils,until hot-rolled,width>=600mmpickled; not clad, plated/coated, thick<2mm, carbon<0.6%	-	1 217 033	-	677 208
72082799	Iron/non-alloy steel in coils,until hot-rolled,width>=600mmpickled; not clad, plated/coated,2mm<=thick>3mm,carbon<0.6%	421 120	2 325 168	233 226	1 315 642
72083600	Iron/non-alloy steel in coils,until hot-rolled,width>=600mmpickled; not clad, plated/coated,of a thick>10mm,carbon<0.6%	6 960 000	10 935 310	3 723 987	5 759 770
72083700	Iron/non-alloy steel in coils,until hot-rolled,width>=600mmpickled;not clad,plated/coated,4.75mm>=thick<10mm,carbo<0.6%	24 531 375	36 009 265	13 059 058	18 924 834
72083800	Iron/non-alloy steel in coils,until hot-rolled,width>=600mmpickled;not clad,plated/coated,3mm>=thick<3.47mm,carbon<0.6%	12 537 114	17 021 054	6 679 598	8 938 015
72083990	Iron/non-alloy steel in coils,until hot-rolled,width>=600mmpickled;not clad, plated/coated,3mm<=thick>0.17mm,carbo<0.6%	4 289 597	13 493 189	2 295 741	6 969 914
72084000	Iron/non-alloy steel not in coils,until hot-rolled,>=600mmwith patterns in relief	1 073 090	1 729 610	591 440	999 096
72085100	Iron/non-alloy steel not in coils,until hot-rolled,>=600mmwith patterns in relief of a thickness > 10 mm	71 983 602	278 924 128	42 604 495	165 242 763
72085200	Iron/non-alloy steel not in coils,until hot-rolled,>=600mmwith patterns in relief >=4.75 mm thicknes<10 mm	14 636 546	70 151 883	8 442 520	42 237 238
72085300	Iron/non-alloy steel not in coils,until hot-rolled,>=600mmwith patterns in relief >=3 mm thicknes<4.75 mm	1 243 788	2 112 258	679 421	1 137 646
72085490	Iron/non-alloy steel not in coils,until hot-rolled,>=600mmwith patterns in relief >=0.17mm&containig <0.6 % of carbon	642 260	1 062 330	341 798	563 942
72089020	Oth containing by weight less than 0.6 % of carbon andof a thickness of 0.17 mm or less	-	5	-	56
72089090	Oth than not in coils, not further worked than hot-rolled,with patterns in relief	37 823	90 219	17 828	185 970
72091610	Iron/non-alloy steel, in coil cold-rolled of width >=600 mmnot coated, <1mm&thickness <3mm of a width <1.250 mm	-	556	-	1 598
72091690	Iron/non-alloy steel, in coil cold-rolled of width >=600 mmnot coated, <1mm&thickness <3mm of a width >1.250 mm	8 560	89 024	26 009	270 491
72091710	Iron/non-alloy steel, in coil cold-rolled of width >=600 mmnot coated,>=0.5mm thickness<1 mm of a width <1.250 mm	-	34 600	-	38 060
72092710	Not in coils, not further worked than cold-rolled >=0.5mm thickness <1mm, of width <1,250 mm	-	94	-	467
72101190	Iron or non-alloy steel, of a width>= 600 mm, clad, plated/coated tin, thickness>=0.5mm&weight<=0.6 % carbon	1	25 056	5	111 898
72101210	Iron or non-alloy steel, of a width>= 600 mm, clad, plated/coated tin, thickness<0.5mm&weight>=0.6 % carbon	-	1	-	1
72101290	Iron or non-alloy steel, of a width>= 600 mm, clad, plated/coated tin, thickness<0.5mm&weight<=0.6 % carbon	1 105	205 408	432	202 408
72102090	Iron/non-alloy steel,width>=600 mm,clad,plated/coated lead,incl terme plate,thickness<=1.5mm&weight>0.6 % carbon	65	85	8 760	8 778
72103011	Iron/non-alloy steel,width>=600 mm,electrolytically coated with zinc,thickness<=1.2mm&weight<0.6 % carbon	-	489	-	6 472

Tabel 3 : Ekspor Indonesia menurut Komoditi (Kode HS 8 digit)

Juni 2019

Kode H S	Uraian golongan barang	Berat bersih (Kg)		Nilai F.O.B. (U S \$)	
		Bulan ini	Kumulatif	Bulan ini	Kumulatif
(1)	(2)	(3)	(4)	(5)	(6)
72103012	Iron/non-alloy steel,width>=600 mm,electrolytically coated with zinc,1.2mm > thickness <=1.5mm&weight<0.6 % carbon	-	2 469	-	2 834
72103019	Iron/non-alloy steel,width>=600 mm,electrolytically coated with zinc,1.2mm > thickness >1.5mm&weight<0.6 % carbon	1 184	10 275	21 236	219 014
72103099	Iron/non-alloy steel,width>=600 mm,electrolytically coated with zinc, thickness >=1.2mm &weight>=0.6 % carbon	30	594	67	878
72104911	Iron/non-alloy steel,width>=600 mm,coated zinc by the Ironzinc method,weight <0.04% carbon& thickness<=1.2 mm	-	3 895	-	3 668
72104912	Oth than iron/non-alloy steel,width>=600 mm,coated zinc byiron zinc method,weight <0.04% carbon& thickness<=1.2mm	522 800	2 784 881	491 603	3 915 165
72104999	Oth than iron/non-alloy steel,width>=600 mm,coated zinc byiron zinc method,weight<0.04%carbon&>1.2mm	-	7 204	-	5 489
72105000	Iron/non-alloy steel,width>=600 mm,coated chromium oxidesor with chromium and chromium oxides	409 082	3 552 878	475 391	4 632 347
72106111	Iron/non-alloy steel,width>=600 mm,coated aluminium zinc alloys&weight <0.6 % carbon,thickness <=1.2 mm	-	47	-	29
72106119	Iron/non-alloy steel,width>=600 mm,coated aluminium zinc alloys&weight <0.6 % carbon, >1.2 mm thickness>1.5mm	-	471	-	40
72106199	Oth than Iron/non-alloy steel,width>=600 mm,coated aluminium zinc alloys,weight<0.6%carbon,>1.2mm¬corrugated	-	2	-	6
72107011	Painted,varnished/coated with plastics, containing weight<0.6 % carbon & thickness <=1.5 mm	-	235	-	546
72109010	No painted,varnished/coated with plastics,containing weight<0.6 % carbon & thickness <=1.5 mm	-	200	-	1 906
72109090	No painted,varnished/coated with plastics,containing weight<0.6 % carbon & thickness >1.5 mm	22 400	357 632	49 571	799 877
72111311	Iron/non Alloy steel,width<600mm,not coated,width>=150mm,thick<=4mm,<0.6% carbon,relief,hoop&strip, all plates	-	196	-	2 500
72111399	Oth than hoop&strip,all plates Iron/non Alloy steel,width150mm>=width<600mm,not coated,thick<=4mm,>=0.6%carbon,relief	-	3 600	-	1 551
72111413	Iron/non Alloy steel, width<600mm, not coated, width>=150mm, thickness>=4.75mm, weight<0.6%carbon, hoop&strip all plates	106 636	303 499	81 043	227 898
72111419	Iron/non Alloy steel, width<600mm, not coated, width>=150mm, thickness>=4.75mm, weight<0.6%carbon, not coils for re-rolling	-	19 900	-	15 472
72112320	Iron/non alloy steel,cold reduced,>=400mm width<600mm,not coated,thickness>=4.75mm,weight,<0.25%carbon,hoo&strip	-	1 204	-	1 960
72112390	Oth than Iron/non alloy steel,cold reduced,>=400mm width<600mm, not coated,thickness<=0.17mm,weight,0.25%carbon	-	1 487	-	4 570
72119019	Oth than iron/non alloy steel,cold reduced,<=25mm width<=400mm,weight<0.6%carbon,thichness<=0.17mm	-	386	-	382
72119099	Iron/non alloy steel,cold reduced,<=25mm width<=400mm,weight>0.6%carbon,thichness>=0.17mm	-	1 073	-	909
72121019	Flat-rolled iron/non-alloy steel,coated tin,weight<0.6%carbon, hoop&strip 400mm>width<600mm	11 760	141 120	27 554	335 466
72121099	Flat-rolled iron/non-alloy steel,coated tin,weight>0.6%carbon, hoop&strip 400mm>width<600mm	-	27 363	-	46 821
72122020	Flat-rolled iron/non-alloy steel,coated electrolytically zinc,weight<0.6% carbon,thickness<1.5mm	-	6 010	-	29 886

Tabel 3 : Ekspor Indonesia menurut Komoditi (Kode HS 8 digit)

Juni 2019

Kode H S	Uraian golongan barang	Berat bersih (Kg)		Nilai F.O.B. (U S \$)	
		Bulan ini	Kumulatif	Bulan ini	Kumulatif
(1)	(2)	(3)	(4)	(5)	(6)
72122090	Flat-rolled iron/non-alloy steel,coated electrolytically zinc,weight<0.6% carbon,thickness>1.5mm	-	11	-	54
72123012	Flat-rolled iron/non-alloy steel,coated zinc,weight<0.6% carbon,hoop&strip >=25width<400mm	-	464	-	1 059
72123013	Oth than flat-rolled iron/non-alloy steel,coated zinc,weight<0.6%carbon,width<=15mm	-	2 115	-	5 585
72123014	Oth than flat-rolled iron/non-alloy steel,coated the ironzinc alloy,weight<0.04 % carbon	-	431	-	5 276
72123090	Oth than flat-rolled iron/non-alloy steel,coated zinc,weight>0.04 % carbon	76 103	174 826	67 478	152 855
72124019	Flat-rolled iron/non-alloy steel,coated plastics,weight<0.6% carbon, hoop&other strip width>400mm	-	1	-	0
72124099	Flat-rolled iron/non-alloy steel,coated plastics,weight>0.6% carbon, hoop&other strip width>=400mm	-	736	-	408
72125019	Other than flat-rolled iron/non-alloy steel,coated chromiumoxides/chromium&chromium oxides,hoop&other universal plates	-	18 025	-	14 961
72126011	Flat-rolled iron/non-alloy steel,clad,weight<0.6%& hoop andstrip,	2 745	9 858	343	2 963
72126099	Oth than flat-rolled iron/non-alloy steel,clad,weight>0.6%&hoop and strip	-	1 683	-	23 270
72131010	Bars&rods,hot-rolled,in irregularly wound coils,iron/nonalloy steel,ribs,rolling process:diameter<50mm	10 286	49 333	1 450	10 329
72131090	Bars&rods,hot-rolled,in irregularly wound coils,iron/nonalloy steel,ribs,rolling process:diameter>50mm	2 504	2 504	1 549	1 549
72132000	Iron or non-alloy steel; bars and rods, hot-rolled, in irregularly wound coils, of free-cutting steel	20 000	44 130	21 875	47 964
72139110	Bars&rods,hot-rolled,in irregularly wound coils,iron/nonalloy steel,ribs,measuring diameter<14mm,soldering sticks	662 247	7 409 576	427 822	4 645 907
72139120	Bars&rods,hot-rolled,in irregularly wound coils,iron/nonalloy steel,ribs,measuring diameter<14mm,rebars	-	9 995 975	-	5 463 157
72139190	Oth than bars&rods,hot-rolled,in irregularly wound coils,iron/non alloy steel,ribs,measuring diameter<14mm,rebars	1 350 600	3 516 091	760 324	2 014 561
72139920	Bars&rods,hot-rolled,in irregularly wound coils,iron/nonalloy steel,ribs,measuring diameter>14mm,rebars	-	905 444	-	540 582
72141019	Bars&rods iron/non-alloy steel, hot-rolled,twisted after rolling, forged&weight<0.6%,not circular cross-section	103 648	802 361	693 377	5 103 939
72141029	Bars&rods iron/non-alloy steel, hot-rolled,twisted after rolling, forged&weight>0.6%,not circular cross-section	-	3 421	-	4 032
72142031	Containing indentations,ribs,grooves,twisted after rolling,weight<0.6%carbon,cross-section, used concrete reinforcement	-	106 850	-	61 439
72142039	Containing indentations,ribs,grooves,twisted after rolling,weight<0.6%carbon,cross-section, not used rebars	2 450 943	28 981 200	1 278 439	14 998 203
72142061	Containing indentations,ribs,grooves,twisted after rolling,weight>0.6%carbon,not cross-section,used rebars	53 418	146 835	3 360	9 209
72142069	Containing indentations,ribs,grooves,twisted after rolling,weight>0.6%carbon,not cross-section,not used rebars	-	76 415	-	82 950
72143090	Containing indentations,ribs,grooves,twisted after rolling,weight>0.6%carbon,free cutting steel,not cross-section	930	26 417	979	10 090
72149111	Containing indentations,ribs,grooves,twisted after rolling,>=0.38weight,0.6%carbon,free cutting steel,& manganese=1.15%	-	38 728	-	17 130

Tabel 3 : Ekspor Indonesia menurut Komoditi (Kode HS 8 digit)

Juni 2019

Kode H S	Uraian golongan barang	Berat bersih (Kg)		Nilai F.O.B. (U S \$)	
		Bulan ini	Kumulatif	Bulan ini	Kumulatif
(1)	(2)	(3)	(4)	(5)	(6)
72149119	Containing indentations,ribs,grooves,twisted after rolling,0.17%<=weight>0.46%carbon&,1.2%<=weight>1.65% manganese	-	24 291	-	10 887
72149919	Oth than rectangular (other than square) cross-section;weight>=0.6%carbon&weight >1.15% manganese	2 650	20 727	720	4 570
72149991	Rectangular (other than square) cross-section;0.38%<weight<=0.6%carbon,<0.05% fosfor&<=0.05% sulfur	71 905	1 479 603	60 418	1 190 741
72149992	Rectangular (other than square) cross-section;weight>=0.38%carbon&<1.15% manganese	-	27 943	-	21 757
72149993	Rectangular (other than square)cross-section;>=0.15%weight <0.46% carbon & 1,2%>=weight<1.65% manganese	-	1 040 563	-	740 350
72149999	Rectangular (other than square)cross-section;<=0.15%weight >0.46% carbon & weight>=1.65% manganese	114 786	772 641	78 307	562 168
72151010	Oth bar&rod iron/non-alloy steel,free-cut steel,not furtherwork than cold finished,circular cross-section	-	2 500	-	500
72151090	Oth bar&rod iron/non-alloy steel,free-cut steel,not furtherwork than cold finished,not circular cross-section	25	971	18	1 634
72159090	Oth bar&rod iron/non-alloy steel,free-cut steel,further work than cold finished,not kind used rebars	240	350	12	64
72161000	Angles,shapes§ iron/non-alloy steel,U,I/H sect,not further worked than hot-rolled/extruded,height<80 mm	-	1 400	-	1 317
72162190	Angles,shapes§ iron/non-alloy steel,L sect,not furtherwork than hot-rolled/extrude,height<80 mm,weight>0.6%carbon	-	22 087	-	21 434
72162200	Angles,shapes§ iron/non-alloy steel,T sect,not furtherwork than hot-rolled/extrude,height<80 mm,weight<0.6%carbon	38 434	238 361	411 949	1 839 793
72163190	Angles,shapes§ iron/non-alloy steel,U sect,not further work than hot-roll/extrude,height<80 mm,weight<=0.6%carbon	-	200 635	-	258 853
72163290	Angles,shapes§ iron/non-alloy steel,I sect,not furtherwork than hot-roll/extrude,thickness>=5mm	85 590	508 684	55 320	329 467
72163319	Angles,shapes§ iron/non-alloy steel,H sect,not furtherwork than hot-roll/extrude,carbon<0.6%,thickness flange>=web	238 430	242 019	153 078	155 699
72163390	Angles,shapes§ iron/non-alloy steel,H sect,not furtherwork than hot-roll/extrude,carbon>0.6%,thickness flange>=web	-	14 967	-	17 752
72165019	Angle,shape§ iron/non-alloy steel,not further work thanhot-roll/extrude,height<80mm&weight<=0.6%carbon	447	1 477	2 509	8 394
72165099	Angle,shape§ iron/non-alloy steel,not further work thanhot-roll/extrude,height>80mm&weight<=0.6%carbon	-	77 642	-	37 107
72166900	Angle,shape§ iron/non-alloy steel,not further work thancold-formed/finished,obtained from not flat-rolled products	-	16 000	-	38 015
72169110	Angle,oth than slotted angles,further work than cold finish,from flat-rolled product,weight>=0.6%carbon	7	7	1 057	1 057
72169900	Angle,oth than slotted angles,further work than hot finish,from flat-rolled product	183 117	1 522 929	56 725	575 418
72171010	Wire iron/non-alloy steel,not plated, whether/not polished,weight>=0.25%carbon	42 415	160 256	46 174	228 017
72171022	Wire iron/non-alloy steel,Bead,reed,wire kind used makingstrands for prestressing concrete; free-cutting steel wire	2 440	2 560	3 761	3 944
72171029	Oth than wire iron/non-alloy steel,Bead,reed,wire kind usedmaking strands prestressing concrete,free-cutting steel wire	355	4 400	9 011	20 646
72171033	Wire iron/non-alloy steel,wire of a kind used for makingstrands for prestressing concrete	156	156	96	96

Tabel 3 : Ekspor Indonesia menurut Komoditi (Kode HS 8 digit)

Juni 2019

Kode H S	Uraian golongan barang	Berat bersih (Kg)		Nilai F.O.B. (U S \$)	
		Bulan ini	Kumulatif	Bulan ini	Kumulatif
(1)	(2)	(3)	(4)	(5)	(6)
72171039	Oth than wire iron/non-alloy steel,wire of a kind used formaking strands for prestressing concrete	120 347	810 032	218 867	1 502 925
72172010	Wire iron/non-alloy steel,plated/coated with zinc, weight<0.25% carbon	-	5 078	-	8 306
72172091	Wire iron/non-alloy steel,steel core wire kind use forsteel reinforced aluminium conductors weight >=0.45% carbon	492	501	4 390	6 906
72172099	Wire iron/non-alloy steel,steel core wire kind use forsteel unreinforced aluminium conductor weight<=0.45%carbon	151 508	7 053 728	148 683	6 567 651
72173019	Wire iron/non-alloy steel,plated with oth base metal,weight<0.25%carbon,not plated tin	388 821	4 076 509	447 470	4 738 283
72173029	Wire iron/non-alloy steel,0.25%>=weight<0.6% carbon,not plated tin	-	91	-	548
72173033	Wire iron/non-alloy steel,weight>=0.6%carbon,brass coatedsteel wire kind used manufacture of pneumatic rubber tyres	2 829	96 646	4 791	91 068
72173034	Wire iron/non-alloy steel,weight>=0.6%carbon,copper coatedsteel wire kind used manufacture of pneumatic rubber tyres	-	60 033	-	14 438
72179090	Oth than wire iron/non-alloy steel,weight>0.25%carbon	-	1 196	-	922
72181000	Stainless steel in ingots/other primary form,semi-finishproduct stainless steel	-	3 581	-	5 852
72189100	Steel, stainless; semi-finished products, of rectangular (other than square) cross-section	17 312 100	116 313 223	28 476 004	168 621 662
72189900	Steel, stainless; semi-finished products, other than of rectangular cross-section	12	9 954 797	596	15 265 790
72191100	Flat-rolled product stainless steel,width>=600mm,unfurtherwork than hot-rolled in coils,thickness>10mm	382 210	410 600	625 999	649 565
72191200	Flat-rolled product stainless steel,width>=600mm,unfurtherwork than hot-rolled in coils,4.75mm>=thickness<10mm	22 368 240	166 243 055	36 679 771	255 583 990
72191300	Flat-rolled product stainless steel,width>=600mm,unfurtherwork than hot-rolled in coils,3mm>=thickness<4.75mm	68 911 355	454 965 620	112 828 696	704 925 838
72191400	Flat-rolled product stainless steel,width>=600mm,unfurtherwork than hot-rolled in coils,thickness<3mm	16 010 325	157 613 677	26 460 541	236 359 086
72192100	Flat-rolled product stainless steel,width>=600mm,unfurtherwork than hot-rolled not in coils,thickness>10mm	-	9 213	-	20 165
72192200	Flat-rolled product stainless steel,width>=600mm,unfurtherwork than hot-rolled not in coils,4.75mm>=thickness<=10mm	-	13 133	-	32 870
72192300	Flat-rolled product stainless steel,width>=600mm,unfurtherwork than hot-rolled not in coils,3mm>=thickness<4.75mm	-	1 155	-	2 323
72193100	Flat-rolled product stainless steel,width>=600mm,unfurtherwork than cold-rolled,thickness>=4.75mm	-	46 393	-	74 147
72193200	Flat-rolled product stainless steel,width>=600mm,unfurtherwork than cold-rolled,3mm>=thickness<4.75mm	3 108 002	14 008 566	5 667 319	25 077 214
72193300	Flat-rolled product stainless steel,width>=600mm,unfurtherwork than cold-rolled,1mm>=thickness<3mm	22 479 088	131 497 987	41 254 846	239 698 618
72193400	Flat-rolled product stainless steel,width>=600mm,unfurtherwork than cold-rolled,0.5mm>=thickness<=1mm	7 802 947	60 524 065	14 809 643	110 949 373
72193500	Flat-rolled product stainless steel,width>=600mm,unfurtherwork than cold-rolled,thickness<0.5mm	412 683	5 610 714	734 272	9 733 103
72199000	Steel, stainless; flat-rolled, width 600mm or more, n.e.c. in heading no. 7219	1 753	61 627	11 836	214 991

Tabel 3 : Ekspor Indonesia menurut Komoditi (Kode HS 8 digit)

Juni 2019

Kode H S	Uraian golongan barang	Berat bersih (Kg)		Nilai F.O.B. (U S \$)	
		Bulan ini	Kumulatif	Bulan ini	Kumulatif
(1)	(2)	(3)	(4)	(5)	(6)
72201110	Flat roll product stainless,width<600 mm,unfurther workthan hot roll,thickness>=4.75 mm,hoop&strip,width<=400mm	-	10	-	36
72201290	Flat roll product stainless,width<600 mm,unfurther workthan hot roll,thickness<4.75 mm,hoop&strip,width>400mm	10 306	767 922	8 422	1 221 152
72202010	Flat roll product stainless,width<600 mm,unfurther workthan cold roll,thickness<4.75 mm,hoop&strip,width<=400mm	13 440	56 976	55 339	236 542
72202090	Flat roll product stainless,width<600 mm,unfurther workthan cold roll,thickness<4.75 mm,hoop&strip,width>400mm	-	1 068	-	8 195
72209010	Oth than flat roll product stainless,width<600 mm,unfurtherthan hot/cold roll,thick<4.75 mm,hoop&strip,width<=400mm	-	22 247	-	45 851
72209090	Oth than flat roll product stainless,width<600 mm,unfurtherthan hot/cold roll,thick<4.75 mm,hoop&strip,width>400mm	1 032 156	6 748 403	1 927 013	13 777 874
72210000	Bar&rod,hot-roll,irregularly wound coil,stainless steel	2	1 850	97	24 427
72221100	Bar&rod,stainless steel,angle,shape§ unfurther work hotroll,circular cross section	1	8	69	456
72221900	Steel, stainless; bars and rods, hot-rolled, hot-drawn or extruded, other than of circular cross-section	-	4 556	-	20 563
72222010	Bar&rod,stainless steel,angle,shape§ unfurther workcold roll,circular cross section	-	2	-	370
72222090	Oth than bar&rod,stainless steel,angle,shape§ unfurtherunfurther work cold roll,circular cross section	-	7 188	-	30 044
72223090	Oth tha bar&rod,unfurther work than hot/cold,circular crosssection	230	1 177	771	26 839
72224090	Bar&rod,stainless steel,angle,shape§ unfurther workcold roll,circular cross section	636	768	710	864
72230010	Wire of stainless steel,cross-section>=3mm	1	1	2	2
72230090	Wire of stainless steel,cross-section<=3mm	332 327	3 329 374	851 662	9 611 727
72249000	Steel, alloy; semi-finished products	-	1 500	-	9 762
72251100	Flat-rolled product oth alloy steel,width>=600mm,siliconelectrical steel,grain-oriented	49 518	240 276	92 756	499 306
72251900	Steel, alloy; flat-rolled, width 600mm or more, of silicon-electrical steel, (other than grain-oriented)	2	2	70 000	70 000
72253090	Oth than Flat-roll product alloy steel,width>=600mm,othunfurther work than hot roll, in coils,high speed steel	-	4 122 175	-	2 166 883
72254090	Oth than flat-roll product alloy steel,width>=600mm,othunfurther work than hot roll,not in coils,high speed steel	-	10 221	-	14 823
72255090	Oth than flat-roll product alloy steel,width>=600mm,othunfurther work than cold roll,high speed steel	-	2 304	-	2 065
72259990	Oth than flat-roll product steel,width>=600mm,unfurtherwork cold roll,high speed steel	-	0	-	1
72261110	Flat-rolled products of silicon-elect steel,grain-oriented,hoop&strip,width<=400mm	-	72 017	-	154 280
72261190	Flat-rolled products of silicon-elect steel,grain-oriented,hoop&strip,400mm<width<=600mm	-	73 406	-	191 403
72261990	Flat-rolled products of silicon-elect steel,oth than grain,hoop&strip,400mm<width<=600mm	-	990 586	-	1 137 410
72262010	Flat-rolled products of high speed steel,hoop&strip,width<=400mm	-	35 075	-	24 531
72269290	Flat-rolled products not high speed&silicon-elect steel,notfurther work than cold-rolled,hoop&strip,400mm<width<600mm	6 000	18 000	32 667	98 000
72269999	Flat-rolled products not high speed&silicon-elect steel,further work than,hoop&strip,width>400mm,not coated zinc	-	9 442	-	40 332
72279000	Steel, alloy; bars and rods, hot-rolled, in irregularly wound coils, n.e.c. in heading no. 7227	1	3 761	1 080	7 055

Tabel 3 : Ekspor Indonesia menurut Komoditi (Kode HS 8 digit)

Juni 2019

Kode H S	Uraian golongan barang	Berat bersih (Kg)		Nilai F.O.B. (U S \$)	
		Bulan ini	Kumulatif	Bulan ini	Kumulatif
(1)	(2)	(3)	(4)	(5)	(6)
72281090	Oth bar&rod oth alloy steel; angle,shape&sec,hollow drill,,alloy/non-alloy steel,high speed steel,circular cross-sect	1 090	37 505	4 780	57 318
72282019	Oth bar&rod oth alloy steel; angle,shape§,siliconmangan steel,circular cross-sect,unfurther work hot rolled	-	130	-	700
72282099	Oth than bar&rod oth alloy steel; angle,shape§,siliconmangan steel,circular cross-sect,unfurther work hot rolled	-	3	-	7
72283010	Bar&rod oth alloy steel;angle,shape§ unfurther work hotroll,circular cross sect	-	217 890	-	184 470
72283090	Oth than bar&rod oth alloy steel;angle,shape§ unfurtherwork hot roll,circular cross sect	372 195	774 759	294 526	616 145
72285010	Bar&rod oth alloy steel;angle,shape§ unfurther workcold-formed/finished,circular cross sect	166	100 475	184	90 115
72285090	Oth than bar&rod oth alloy steel;angle,shape§ unfurtherwork cold-formed/finished,circular cross sect	-	1	-	1
72286090	Oth than bar&rod,circular cross sect	-	30	-	23
72287090	Oth bar&rod oth alloy steel;angle,shape§ unfurther workhot roll	-	316	-	153
72288011	Bar&rod oth alloy steel; angle,shape&sec,hollow drill,sectunfurther work hot roll,weight>=0.6%,,circular cross-sect	-	2	-	4
72288019	Oth bar&rod oth alloy steel; angle,shape&sec,hollow drill,sect unfurther hot roll,weight>=0.6%,,circular cross-sect	32	349	482	716
72288090	Oth bar&rod oth alloy steel; angle,shape&sec,hollow drill,sect unfurther hot roll,weight<=0.6%,,circular cross-sect	-	1 014	-	1 403
72292000	Wire of oth silico-manganese steel	10	21 184	18	20 758
72299020	Wire of oth than silico-manganese steel,cross-sect<=5.5mm	-	617	-	387
72299091	Wire of containing by weight>=0.5% chromium	323 173	2 639 851	1 002 229	8 018 636
72299099	Other wire of alloy steel	30 954	157 579	95 135	438 676
73011000	Sheet piling of iron/steel,whether/not drill,punched/madefrom assembled elements	211 253	1 276 552	459 147	2 306 644
73012000	Welded angles, shapes and sections of iron or steel	101 455	1 219 918	146 176	1 567 703
73021000	Rails for railway/tramway track construction material ofiron/steel	-	31	-	677
73023000	Switch blade, cross frog, point rod&oth cross piece for railway/tramway track construction material of iron/steel	1	16	1 058	1 505
73024000	Fish-plates and sole plates for railway/tramwaytrack construction material of iron/steel	1 015	9 357	588	7 930
73029010	Sleeper (cross-ties) for railway/tramway track constructionmaterial of iron/steel	-	69 000	-	8 139
73029090	Chairs, chair wedges, rail chips, bedplates, ties forrailway/tramway track construction material of iron/steel	-	72 921	-	153 969
73030011	Hubless tubes and pipes, of cast iron	4 896	92 999	55 344	415 727
73030019	Tubes and pipes with hub, of cast iron	19 892	549 467	147 665	1 668 892
73030091	Hollow profiles, of cast iron with external diameter not exceeding 100 mm	2 400	2 406	1 322	7 297
73030099	Hollow profiles, of cast iron with external diameter exceeding 100 mm	1 297 800	1 387 308	340 131	388 403
73041100	Line pipe used for oil/gas pipelines of stainless steel	34	28 713	504	98 420
73041900	Line pipe used for oil/gas pipelines oth of stainless steel	269 171	6 795 291	3 199 338	48 840 541
73042290	Drill pipe of stainless steel used in drilling for oil/gas with yield strength>=80,000 psi & not threaded pipe-end	180	364	214	5 549
73042390	Oth drill pipe of stainless steel used in drilling for oil/with yield strength>=80,000 psi & not threaded pipe-end	7 012 276	20 574 637	9 112 297	27 235 484
73042410	Casing and tubing with yield strength less than 80,000 psi and not threaded end, of stainless steel	-	1	-	37
73042490	Casing and tubing with yield strength less than 80,000 psi and threaded end, of stainless steel	969 833	8 668 835	4 877 751	43 717 049
73042910	Casing and tubing with yield strength less than 80,000 psi and not threaded end, not of stainless steel	-	2 000 645	-	2 049 104

Tabel 3 : Ekspor Indonesia menurut Komoditi (Kode HS 8 digit)

Juni 2019

Kode H S	Uraian golongan barang	Berat bersih (Kg)		Nilai F.O.B. (U S \$)	
		Bulan ini	Kumulatif	Bulan ini	Kumulatif
(1)	(2)	(3)	(4)	(5)	(6)
73042990	Casing and tubing with yield strength less than 80,000 psi and threaded end, not of stainless steel	2 428 888	19 712 664	4 902 018	32 873 662
73043110	Drillrod casing and tubing with pin and box threads, cold-drawn/rolled (cold reduced)	-	100	-	209
73043140	Circular cross-section, iron/non-alloy steel,diameter<140mm& carbon weight < 0.45%, cold-drawn/rolled (cold reduced)	-	4 100	-	9 552
73043190	Circular cross-section,iron/non-alloy steel,diameter>=140mm & carbon weight >=0.45%, cold-drawn/rolled (cold reduced)	347	41 539	6 161	143 059
73043920	High-pressure pipe capable of withstanding a pressure of not<42,000 psi,not cold-drawn/cold-rolled (cold-reduced)	15	16	838	1 190
73044100	Cold-drawn or cold-rolled (cold-reduced), other of circularcross-section, of stainless steel	-	10 587	-	43 250
73044900	Steel, stainless; (excluding cold-drawn or cold-rolled), tubes pipes and hollow profiles of circular cross-section	-	15	-	1 370
73045110	Drillrod casing and tubing with pin and box threads, cold-drawn or cold-rolled (cold-reduced)	-	1	-	663
73045990	Other high-pressure pipe capable of w/ standing a pressure of< 42,000 psi, not cold-drawn/cold-rolled (cold-reduced)	298	751	10 886	38 974
73049010	Other high-pressure pipe capable of with standing a pressure of not less than 42,000 psi	-	138 769	-	58 265
73049090	Oth tubes/pipes/hollow profiles,seamless steel, diameter >= 140 mm & carbon weight >= 0.45%	470 043	911 018	960 613	1 769 884
73051100	Line pipe of a kind used for oil or gas pipelines:longitudinally submerged arc welded	5 688 174	28 470 427	3 937 698	21 768 554
73051210	Line pipe of a kind used for oil or gas pipelines:longitudinally welded,elect resist welded	20 249	336 534	15 739	249 526
73051290	Line pipe of a kind used for oil or gas pipelines:longitudinally welded,not elect resist welded	44 806	134 661	951 340	2 570 105
73051910	Line pipe of a kind used for oil or gas pipelines:spiral or helical submerged arc welded	580 287	580 287	653 169	653 169
73051990	Line pipe of a kind used for oil or gas pipelines:oth spiral or helical submerged arc welded	-	173 510	-	99 842
73052000	Casing of a kind used in drilling for oil or gas	-	139 330	-	291 653
73053110	Stainless steel pipes and tubes of a kind used in drilling for oil or gas longitudinally welded	1 380	40 409	10 710	157 398
73053190	Oth Stainless steel pipes & tubes high-pressure pipe capable of withstanding a pressure of not less than 42,000 psi	-	95 544	-	404 248
73059000	Iron or steel (excluding cast iron); tubes and pipes n.e.c. in heading no. 7305, having circular cross-sections, external diameter exceeds 406.4mm, (not seamless)	-	8 009	-	50 218
73061120	Line pipe of a kind used for oil/gas pipelines; welded,of stainless steel:spiral or helical submerged arc welded	-	4	-	900
73061190	Oth line pipe of a kind used for oil/gas pipelines; welded,of stainless steel	-	2 079	-	19 171
73061910	Oth line pipe of a kind used for oil/gas pipelines; welded,of stainless steel:Longitudinally electr resist welded (ERW)	-	65 611	-	57 981
73061990	Oth line pipe of a kind used for oil/gas pipelines; welded,of stainless steel,nor ERW & spiral/helical submerged welded	5 232	96 476	5 904	67 592
73062100	Casing and tubing of a kind used in drilling for oil/gas welded, of stainless steel	-	567	-	1 846
73062900	Iron or steel (excluding cast iron); casing and tubing of a kind used in drilling for oil and gas (other than stainless steel or seamless), n.e.c. in chapter 73	-	330	-	6 048
73063019	Oth boiler tubes : with an extrn diameter < 12.5 mm+B1306	1 603	27 955	1 323	44 157
73063021	Copper-plated,fluororesin-coated/zinc-chromated steel tubewith an extrn diamtr<=15 mm:with an extrn diamtr < 12.5 mm	-	13	-	304

Tabel 3 : Ekspor Indonesia menurut Komoditi (Kode HS 8 digit)

Juni 2019

Kode H S	Uraian golongan barang	Berat bersih (Kg)		Nilai F.O.B. (U S \$)	
		Bulan ini	Kumulatif	Bulan ini	Kumulatif
(1)	(2)	(3)	(4)	(5)	(6)
73063029	Oth copper-plated,fluororesin-coated/zinc-chromated steel tube with an extrn diamtr<=15 mm:with an extrn diamtr < 12.5 mm	2 418 790	17 434 382	1 927 975	14 120 391
73063091	Pipe to heater pipe for elemnt elect flat,extrn dia<=12mm,w/intern dia>=12.5mm,extrn dia<140mm&contain weight<0.45%	55 779	399 703	109 108	834 667
73063099	Oth pipe to heater pipe,elemnt elect flat,w/extrn dia<=12mm,w/intnl dia>=12.5 mm,extrnl dia<140mm &contain weight<0.45%	47 215	476 235	54 066	536 265
73064019	Welded of circular cross-sect,stainless steel,boiler tubestubes with an extrn diameter > 12.5 mm	-	886	-	4 137
73064020	Stainless steel pipes and tubes, with an external diameter exceeding 105 mm	-	3 789	-	10 420
73064090	Oth Boiler tubes,stainless steel pipe&tube,w/extrnl diamtr>105mm,contain weight 30% nickel,w/extrnl dia>=10mm	19 591	158 911	96 510	685 062
73065099	Pipe oth than boiler tubes with an externaldiameter >12.5mm	61 120	453 363	124 000	1 087 673
73066110	Hollow profiles of iron/steel,welded with an externaldiagonal <12.5 mm	-	19 000	-	10 000
73066190	Hollow profiles of iron/steel,welded with an externaldiagonal >=12.5 mm	23 910	282 650	39 856	571 139
73069092	Other than high presure pipes	1 968	2 166	30 000	31 027
73069099	Other high presure pipes	11 776	61 217	61 336	364 469
73071110	Hubless tube or pipe fittings	20	676	25	215
73071190	Other hubless tube or pipe fittings	70 857	409 590	232 949	1 266 868
73071900	Iron or steel; cast fittings, other than of non-malleable cast iron	292 995	3 545 030	696 064	8 925 963
73072110	Flanges, having an internal diameter of less than 15 cm	156	1 104	2 285	9 876
73072190	Other flanges, having an internal diameter of < 15 cm	27 871	518 627	93 180	2 625 056
73072210	Threaded elbows, bends and sleeves, having an internal diameter of less than 15 cm	2 211	48 360	25 921	473 385
73072290	Other threaded elbows, bends and sleeves, having an internal diameter of less than 15 cm	960	27 532	10 951	282 330
73072310	Butt welding fittings, having an internal diameter of less than 15 cm	2 943	9 521	7 555	31 322
73072390	Other butt welding fittings,having an internal diameter of less than 15 cm	16 796	493 791	134 667	4 682 947
73072910	Oth Flanges Having an internal diameter of less than 15 cm	130	70 592	895	251 256
73072990	Oth stainless steel oth than flanges,butt welding,threaded elbow,bend & sleeve of iron/steel>=15cm	54 251	713 010	197 357	2 398 881
73079110	Oth tube or pipe fittings flanges,internal diameter<15cm	7 633	57 586	32 917	345 886
73079190	Oth tube or pipe fittings flanges,internal diameter>=15cm	58 721	728 078	418 411	3 033 548
73079210	Oth tube/pipe fittings threaded elbows,bends&sleeves,internal diameter<15cm	-	4 350	-	99 500
73079290	Oth tube/pipe fittings threaded elbows,bends&sleeves,internal diameter>=15cm	136 834	993 863	33 390	1 265 042
73079310	Oth tube/pipe fittings,butt weldingfittings,internal diameter<15cm	-	18 369	-	96 576
73079390	Oth tube/pipe fittings,butt weldingfittings,internal diameter>=15cm	188	297 500	815	1 094 746
73079910	Oth tube/pipe fittings,not butt welding fittings/flanges/elbows,bends & sleeve,internal diameter<15cm	2 939	23 693	55 084	351 168
73079990	Oth tube/pipe fittings,not butt welding fittings/flanges/elbows,bends,sleeve internal diameter>=15cm	258 409	2 662 649	2 573 593	19 479 327
73081010	Bridges and bridge sect.prefabricated modular type joined by shear connectors of iron or steel	0	392	24	7 916
73081090	Other bridges and bridge sections of iron or steel	9 514	1 545 370	7 009	1 828 774
73082019	Other towers of iron or steel	6 193 364	40 802 032	9 006 640	63 450 553
73082021	Lattice masts, prefabricated modular type joined by shear connectors of iron or steel	-	3 842	-	35 796

Tabel 3 : Ekspor Indonesia menurut Komoditi (Kode HS 8 digit)

Juni 2019

Kode H S	Uraian golongan barang	Berat bersih (Kg)		Nilai F.O.B. (U S \$)	
		Bulan ini	Kumulatif	Bulan ini	Kumulatif
(1)	(2)	(3)	(4)	(5)	(6)
73082029	Other lattice masts of iron or steel	5 716	373 855	21 168	166 192
73083010	Doors, of a thickness of 6 mm or more not exceeding 8 mm of iron or steel	2 479	19 920	14 053	111 762
73083090	Oth Doors, of a thickness of 6 mm or more, of iron or steel	-	31 392	-	89 918
73084010	Equipment for scaffolding, prefabricated modular type joined by shear connectors	-	100	-	60
73084090	Other equipment for scaffolding, shuttering, propping or pit propping	57 372	805 062	183 890	4 540 595
73089020	Other prefabricated modular type joinedby shear connectors	6 838	18 006	1 680	10 153
73089040	Oth corrugated and curved galvanised plates or sheets prepared for use in conduits, culverts or tunnels	484	33 408	826	53 039
73089060	Perforated cable trays of iron or steel	1 117	6 374	42 767	235 519
73089092	Guardrails of iron or steel	-	2 142	-	5 907
73089099	Other guardrails of iron or steel	837 111	12 142 976	1 088 785	18 218 729
73090011	Lined or heat-insulated	-	701	-	2 737
73090019	Other lined or heat-insulated	921 629	7 607 593	61 264	625 850
73090091	Other lined or heat-insulated	-	3 641	-	24 950
73090099	Other not lined or heat-insulated	68 452	457 907	267 245	1 482 063
73101010	Tank,cask,drum,can,boxe&similar for any material capacity>50L<=300L,of tinplate	35 531	175 425	54 582	316 223
73101091	Tank, cask, drum, can, boxe&similar, capacity>50L<=300L, not tinplate, steel casting, forging/stamping in rough state	2	5 252	1	1 126
73101099	Other tank, cask, drum, can, boxe&similar, capacity>50L<=300L, not tinplate, steel casting, forging/stamping in rough state	504 097	1 589 187	1 041 266	3 401 797
73102110	Cans which are to be closed by soldering or crimping,of capacity <1L	9 807	65 359	36 701	231 804
73102191	Cans which are to be closed by soldering or crimping,of capacity <1L of tinplate	57 759	236 435	99 016	480 000
73102199	Other cans which are to be closed by soldering or crimping >1L & <50L	45 383	507 982	89 156	1 587 098
73102910	Other casting, forging or stamping, in the rough state, capacity <1L<<50L,of tinplate	60 641	438 451	213 061	1 511 764
73102991	Other casting, forging or stamping, in the rough state, capacity <1L<<50L,of tinplate	2	2	2	2
73102999	Other not casting, forging or stamping, in the rough statecapacity >1L<<50L,of tinplate	111 070	758 484	167 802	1 447 627
73110023	Containers for compressed/liquefied gas,of iron/steel seamless steel cylinders,capacity>30L for LPG	480	480	3 200	3 200
73110024	Containers for compressed/liquefied gas,of iron/steel seamless steel cylinders,capacity>30L &<110L for LPG	-	67 050	-	36 675
73110026	Oth containers for compressed/liquefied gas seamless steel cylinders, capacity<30L	-	1	-	11
73110027	Oth containers for compressed/liquefied gas,seamless steel cylinders,capacity>30L<<110L	-	35 066	-	51 475
73110029	Oth containers for compressed/liquefied gas seamless steel cylinders, capacity>30L	177 414	570 630	17 866	290 296
73110094	Other Containers for compressed or liquefied gas, of iron or steel with capacity > 30L &< 110L	-	15 425	-	16 778
73110099	Other Containers for compressed or liquefied gas, of iron or steel with capacity > 110L	39 244	565 873	36 310	1 381 328
73121010	Standed wire,ropes & cables for locked coil,flattened strands&non rotating wire rope	160 957	161 081	9 695	10 141
73121020	Stranded wire,rope&cables by plated or coated with brass & of a diameter <=3mm	3 342 238	29 398 632	5 842 706	51 871 823
73121091	Other stranded steel wires for prestressing concrete	165 725	3 995 608	139 209	3 420 805
73121099	Other stranded wire, rope and cables not prestresed concrete strand wire	62 657	140 251	97 835	404 165
73129000	Iron or steel; plaited bands, slings and the like, not electrically insulated	416 009	4 572 629	957 570	9 728 945
73130000	Barbed wire of iron/steel; twisted hoop/single flat wire,barbed/not, & loosely twisted double wire,used for fencing	84 846	380 278	129 231	553 012

Tabel 3 : Ekspor Indonesia menurut Komoditi (Kode HS 8 digit)

Juni 2019

Kode H S	Uraian golongan barang	Berat bersih (Kg)		Nilai F.O.B. (U S \$)	
		Bulan ini	Kumulatif	Bulan ini	Kumulatif
(1)	(2)	(3)	(4)	(5)	(6)
73141200	Woven cloth with endless bands formachinery, of stainless steel	58	158	4 348	4 562
73141400	Iron or steel; woven cloth, of stainless steel, (other than endless bands for machinery)	163	3 579	9 669	66 517
73141990	Other endless bands for machinery oth than of not stainless steel	71	12 493	7 246	13 376
73142000	Grill,netting&fencing, welded at intersect, of wire withmax cross-sectional dimension>= 3mm & having a mesh>=100cm2	261	5 084	154	70 222
73143900	Iron or steel wire; grill, netting and fencing, welded at the intersection, n.e.c. in item no. 7314.20, (other than plated or coated with zinc)	-	10 131	-	14 405
73144100	Iron or steel wire; grill, netting and fencing, plated or coated with zinc	444 566	1 957 668	590 619	2 576 786
73144200	Iron or steel wire; grill, netting and fencing, coated with plastic	33 186	415 798	48 098	577 080
73144900	Iron or steel wire; grill, netting and fencing, coated with materials other than zinc or plastic	43	88	714	1 474
73151110	Roller chain for bicycles or motorcycle chain	129	2 156	1 164	41 547
73151191	Other roller chain,transmision type of a pitch length >= 6mm & < 32mm	-	6 189	-	2 340
73151199	Other roller chain, transmision type of a pitch length > 32 mm	238	3 810	7 437	103 226
73151210	Other chain, bicycle or motorcycle chain	1 943	8 936	7 175	32 651
73151290	Other chain, not bicycle or motorcycle chain	9 968	53 694	322 367	514 639
73151910	Part of bicycles ofmotorcycle chain	4	58	230	1 794
73151990	Other part of bicycles ofmotorcycle chain	-	4 000	-	10 000
73152000	Skid chain of iron or steel	-	3 450	-	2 940
73158100	Stud-link of iron or steel	-	4 960	-	1 091
73158200	Chain; welded link chain, of iron or steel	-	37 006	-	43 794
73158990	Other chain not formotorcycles and bicycles	178	43 256	20	215 906
73159090	Other parts of not bicycle or motorcycle chain	328 349	2 534 207	936 537	7 175 166
73160000	Anchors, grapnels and parts thereof, of iron or steel.	44 200	65 340	19 059	32 615
73170010	Wire nails of iron or steel	8 464	38 933	32 193	130 583
73170020	Staples of iron or steel	45	1 143	50	906
73170090	Other wires,staples,dog spikes for sleepes;gang nails of iron or steel	21 524	54 275	16 289	46 343
73181100	Threaded articles, coach screws	218	2 289	1 122	8 559
73181210	Threaded articles other wood screws having a shank of an external diameter <= 16 mm	6	93	80	303
73181290	Other threaded articles other wood screws	2 231	7 590	9 347	75 404
73181300	Screw hooks and screw rings	0	1 594	9	7 269
73181410	Self-tapping screws, having a shank of an external diameter not exceeding 16 mm	-	13 894	-	22 060
73181490	Other Self-tapping screw	6 217	34 915	21 511	241 457
73181510	Other screws and bolts, whether or not with their nuts , or washers having a shank of an external diameter <= 16 mm	141 470	1 683 043	476 682	4 986 952
73181590	Other screws and bolts, whether or not with their nuts or washers, having a shank of an external diameter > 16 mm	463 101	3 936 282	2 183 612	19 434 652
73181610	Nuts for bolts having a shank of an external diameter not exceeding 16 mm	132 857	838 893	1 076 907	6 822 137
73181690	Other nuts for bolts having a shank of an external diameter not exceeding 16 mm	33 370	195 192	172 723	1 617 066
73181910	Other treaded articles having a shank of an external diameter not exceeding 16 mm	987	6 730	3 600	54 862
73181990	Other treaded articles having a shank of an external diameter > 16 mm	1 980	26 843	15 787	232 389
73182100	Non-threaded articles, spring washers & other lock washers	27	345	386	7 689
73182200	Non-threaded articles, other washers	15 501	151 565	219 892	2 090 980
73182310	Rivets, having an external diameter not exceeding 16 mm	3	43	1 043	6 375
73182390	Other rivets	323	4 221	3 501	30 367
73182400	Cotters and cotter-pin	2 841	22 559	32 529	232 705

Tabel 3 : Ekspor Indonesia menurut Komoditi (Kode HS 8 digit)

Juni 2019

Kode H S	Uraian golongan barang	Berat bersih (Kg)		Nilai F.O.B. (U S \$)	
		Bulan ini	Kumulatif	Bulan ini	Kumulatif
(1)	(2)	(3)	(4)	(5)	(6)
73182910	Other non articles, having a shank of an external diameter not exceeding 16 mm	5 710	84 067	103 662	613 237
73182990	Other non articles, having a shank of an external diameter > 16 mm	72 756	567 866	339 106	2 978 851
73194010	Safety pins	2 255	18 247	2 919	33 387
73194020	Other pins	883	3 236	4 153	25 192
73199010	Sewing, darning or embroidery needles	36	407	250	32 087
73199090	Other sewing, darning or embroidery needles	2 012	25 079	9 902	87 231
73201011	Suitable for use on motor vehicles of heading 87.02, 87.03 or 87.04	2 003 127	14 105 689	3 453 468	25 230 605
73201012	Suitable for use on other motor vehicles	175 003	1 037 855	338 983	2 399 471
73201019	Other leaf-springs and leaves therefor :	27 091	163 802	49 132	259 572
73201090	Other suitable for use on motor vehicles or machinery of heading 84.29 or 84.30	71 545	329 036	410 614	812 172
73202011	Helical spring,suitable for use on motor vehicle/machinery of heading 84.29 or 84.30 for motor vehicles	51 881	526 735	229 776	2 024 002
73202012	Helical spring,suitable for use on motor vehicle/machinery of heading 84.29 or 84.30 for earth-moving machinery	-	854	-	16 643
73202019	Helical spring,suitable for use on motor vehicle/machinery of head 84.29/84.30 not for motor vhcl/earth-moving machine	-	32 325	-	214 933
73202090	Other helical spring,suitable for use on motor vhcl/machineof head 84.29/84.30 not for motor vhcl/earth-moving machine	37 112	186 815	122 946	766 049
73209010	Other suitable for use on motor vehicles	1 576	12 879	14 719	172 904
73209090	Other suitable not for use on motor vehicles	58 802	716 745	148 804	1 591 668
73211100	Cooking appliances and plate warmers, for gas fuel or for both gas and other fuels	41 366	422 371	274 431	2 730 114
73211200	Cooking appliances and plate warmers, for liquid fuel	14 336	50 253	49 286	167 671
73211990	Other, including appliances not for solid fuel	100	18 772	60	49 314
73218100	Domestic appliances; non-electric, (other than cookers and plate warmers), for gas fuel or for both gas and other fuels, of iron or steel	-	1 340	-	7 194
73218200	Domestic appliances; non-electric, (other than cookers and plate warmers), for liquid fuel, of iron or steel	414	4 189	335	2 460
73218900	Domestic appliances; non-electric, (other than cookers and plate warmers), for solid fuel and fuels other than gas or liquid, of iron or steel	60	1 878	182	11 446
73219010	Parts of kerosene stoves	1 293	34 876	2 798	71 201
73219020	Parts of cooking appliances & plate warmers using gas fuel	133	50 494	1 502	112 073
73219090	Other parts of kerosene stoves/cooking appliances and plate warmers using gas fuel	1 824	27 247	11 894	143 724
73221900	Radiators and parts there of, not of cast iron	71	1 523	397	1 792
73229000	Air heaters and hot air distributors, (not electrically heated), incorporating a motor-driven fan or blower and parts thereof, of iron or steel	2 241	10 330	5 962	47 545
73231000	Iron or steel wool; pot scourers and scouring/polishing pads,gloves and the like	4 518	77 169	19 141	340 330
73239110	Kitchenware of cast iron, not enamelled	3 053	38 005	3 790	60 937
73239120	Ashtrays of cast iron, not enamelled	12	12	271	271
73239190	Tableware/oth household articles and parts thereof,of cast iron, not enamelled :	315	10 658	2 088	45 472
73239200	Tableware,kitchenware/oth household articles&parts thereof,of cast iron,enamelled	1 706	15 917	14 628	163 805
73239310	Kitchenware of stainless steel	65 142	414 943	555 132	3 415 020
73239320	Ashtray of stainless steel	73	196	1 435	9 660
73239390	Tableware/oth household articles and parts thereof,of stainless steel	16 489	382 090	211 376	5 425 467
73239400	Tableware,kitchenware/oth household articles&parts thereof,of iron (other than cast iron) or steel, enamelled	105 069	417 238	733 068	2 850 730
73239910	Kitchenware of iron other than stainless steel andcast iron	12 540	27 668	21 933	60 650
73239990	Tableware,kitchenware/oth household articles&parts thereof,of iron other than stainless steel and cast iron	101 014	380 094	398 231	1 593 394

Tabel 3 : Ekspor Indonesia menurut Komoditi (Kode HS 8 digit)

Juni 2019

Kode H S	Uraian golongan barang	Berat bersih (Kg)		Nilai F.O.B. (U S \$)	
		Bulan ini	Kumulatif	Bulan ini	Kumulatif
(1)	(2)	(3)	(4)	(5)	(6)
73241010	Sinks and wash basins, of stainless steel, kitchen sinks	124	5 262	1 265	16 768
73241090	Other sinks and wash basins, of stainless steel	3 797	48 798	22 181	283 439
73242110	Bathtubs having rectangular or oblong interior shape, of cast iron, whether or not enamelled	-	1 105	-	9 599
73242190	Oth bathtubs having rectangular or oblong interior shape, of cast iron, whether or not enamelled	-	50	-	290
73242910	Other bathtubs having rectangular or oblong interior shape,not of cast iron, whether or not enamelled	-	615	-	20 502
73242990	Oth bathtubs not having rectangular/oblong interior shape, not of cast iron, whether or not enamelled	-	4 660	-	22 085
73249010	Other, including parts, flushing water closets or urinals (fixed type)	-	3 117	-	7 780
73249091	Parts of kitchen sinks or bathtubs	-	32	-	157
73249093	Parts of flushing water closets or urinals (fixed type)	-	1 360	-	490
73249099	Other parts of kitchen sinks or bathtubs/flushing water closets or urinals (fixed type)	1 899	11 620	28 145	189 850
73251020	Manhole covers, gratings and frames therefor, of non-malleable cast iron	343	48 753	5 608	409 625
73251090	Oth cast articl iron/steel,no malleable cast iron,unmanholecover,gratings&frame therefor/spout&cup for latex collect	4 203	58 923	20 250	273 697
73259100	Grinding balls and similar articles for mills not of non-malleable cast iron	-	20	-	26
73259920	Manhole covers, gratings and frames there for not of non-malleable cast iron	-	4	-	209
73259990	Other manhole covers, gratings and frames there for not of non-malleable cast iron	212 996	1 819 496	381 780	4 504 940
73261100	Grinding balls & similar articles for mills,forged/stamped,but not further worked	244 000	1 146 913	216 724	1 038 290
73261900	Iron or steel; articles n.e.c. in item no. 7326.11, forged or stamped, but not further worked	347 966	1 514 275	4 297 260	9 237 712
73262050	Poultry cages and the like of iron or steel wire	13 080	183 908	1 200	17 586
73262090	Articles of iron or steel wire not poultry cages & the likeor rat traps	2 100 018	13 213 291	2 767 285	16 388 906
73269010	Ships' rudders	77	72 495	564	567 585
73269030	Stainless steel clamp assemblies with rubber sleeves used for hubless cast iron pipes and pipe fittings	9 275	94 149	25 496	353 662
73269091	Cigarette cases and boxes	36 002	276 040	47 192	360 447
73269099	Cigarette cases and boxes,not of iron or steel	1 068 033	10 730 217	2 441 601	27 986 610
74010000	Copper mattes; cement copper (precipitated copper).	300 495	1 653 437	460 836	1 869 202
74020000	Unrefined copper; copper anodes for electrolytic refining.	-	43 000	-	129 000
74031100	Refined copper for cathodes and sections of cathodes	18 071 299	81 883 947	105 181 044	505 961 660
74031900	Copper; refined, unwrought, n.e.c. in item no. 7403.1	102 627	901 683	585 571	5 465 413
74032100	Copper-zinc base alloys (brass)	24 800	196 694	99 200	849 802
74032200	Copper-tin base alloys (bronze)	48 049	456 534	254 818	2 473 927
74032900	Copper; copper alloys n.e.c. in heading no. 7403 (other than master alloys of heading no. 7405)	-	14 795	-	134 561
74040000	Copper waste and scrap.	2 120 345	21 690 149	11 175 622	119 147 769
74062000	Powders of lamellar structure; flakes	-	4 824 080	-	26 379 236
74071030	Profiles of refined cooper	-	7	-	174
74071040	Bars and rods of refined cooper	257 000	3 387 096	1 721 522	21 926 258
74072100	Copper bars, rods and profiles of copper-zinc base alloys (brass) of copper alloys	273 141	1 122 373	1 237 684	5 326 525
74072900	Copper; bars, rods and profiles, of copper alloys (other than copper-zinc base alloys)	2	16 826	266	42 438
74081110	Copper wire of refined cooper, which the max cross-sectional dimension does not exceed 14 mm	1 310 273	7 698 229	8 035 020	49 898 478
74081190	Copper wire of refined copper, which the maximum cross-sectional dimension does exceed 14 mm	596 960	4 240 288	3 842 796	27 768 636
74081900	Copper; wire, of refined copper, of which the maximum cross-sectional dimension is 6mm or less	2 727 533	18 149 864	17 302 870	118 775 653
74082100	Copper wire, of cooper alloys,of copper-zinc base alloys (brass)	547 427	2 403 884	3 750 048	16 183 685
74082200	Copper wire,of cooper alloys of copper-nickel base alloys (cupro-nickel)/copper-nickel-zinc base alloys (nickel silver)	-	9	-	838

Tabel 3 : Ekspor Indonesia menurut Komoditi (Kode HS 8 digit)

Juni 2019

Kode H S	Uraian golongan barang	Berat bersih (Kg)		Nilai F.O.B. (U S \$)	
		Bulan ini	Kumulatif	Bulan ini	Kumulatif
(1)	(2)	(3)	(4)	(5)	(6)
74082900	Copper; wire, of copper alloys (other than copper-zinc base alloys, copper-nickel base alloys or copper-nickel-zinc base alloys)	100 000	396 817	604 528	2 420 495
74091100	Copper plates, sheets&strip, of a thickness > 0.15 mm of refined cooper in coils	-	3 357	-	25 216
74091900	Copper; plates and sheets, of a thickness exceeding 0.15mm, of refined copper, not in coils	99	7 906	5 341	91 704
74092100	Copper plates, sheets and strip, of a thickness > 0.15 mm of copper zinc base alloys (brass) in coils	42 667	91 880	310 009	627 381
74092900	Copper; plates and sheets, of a thickness exceeding 0.15mm, of copper-zinc base alloys (brass), not in coils	1 831	39 595	14 620	142 133
74093100	Copper plates, sheets and strip, of a thickness > 0.15 mm of copper tin base alloys in coils	-	2 836	-	20 249
74093900	Copper; plates and sheets, of a thickness exceeding 0.15mm, of copper-tin base alloys, not in coils	1 220	14 952	9 006	103 805
74094000	Copper; plates, sheets and strip, of a thickness exceeding 0.15mm, of copper-nickel base alloys (cupro-nickel) or copper-nickel-zinc base alloys (nickel silver)	3	202	179	1 268
74099000	Copper; plates, sheets and strip, of a thickness exceeding 0.15mm, of copper alloys	1	174	46	4 299
74101100	Copper foil, of refined cooper, of a thickness <= 0.15mm , not backed	5 797	5 797	41 457	41 457
74102110	Copper clad laminate for printed circuit boards, of refined cooper, backed	-	139	-	14 980
74102190	Other copper clad laminate not for printer circuit boards, backed	600	3 007	3 429	8 783
74111000	Copper tubes & pipes of refined copper	12 640	81 802	125 163	938 025
74112100	Copper tubes & pipes of copper alloywith copper-zinc basealloys (brass)	234	1 280	3 763	29 222
74112900	Copper; tubes and pipes, of copper alloys (other than copper-zinc, copper-nickel base alloys (cupro-nickel) or copper-nickel-zinc base alloys (nickel-silver))	19	558	434	24 036
74121000	Copper tube or pipe fittings of refined copper	-	207	-	3 091
74122091	Other of of cooper alloys,copper tube or pipe fittings of copper-zinc base alloys (brass)	16 383	16 383	224 764	224 764
74122099	Other of of cooper alloys,copper tube or pipe fittings not of copper-zinc base alloys (brass)	14 203	114 626	228 590	1 744 323
74130010	Stranded wire, cables, plaited bands & the like, of copper,not electrically insulated, of a diameter <= 28.28 mm	-	0	-	5
74130090	Stranded wire, cables, plaited bands & the like, of copper,not electrically insulated, of a diameter > 28.28 mm	-	19 813	-	36 855
74151010	Nails and tacks, similar articles of cooper	120	724	828	1 293
74151020	Staples and similar articles of cooper	-	565	-	547
74151090	Drawing pins and similar articles of cooper	1 341	7 361	6 249	44 759
74152100	Washers (including spring washers),other articles,not threaded	1	1 455	182	13 733
74152900	Copper; rivets, coppers, cotter-pins and similar articles, not threaded	1	506	1 011	128 810
74153310	Screws, other threaded articles	325	4 794	2 570	22 397
74153320	Bolts and nuts, other threaded articles	614	9 531	2 252	37 813
74153900	Copper; articles n.e.c. in heading no. 7415	3 297	25 367	224 558	829 970
74181010	Pot scourers & scouring or polishingpads, gloves & the like	101	101	3 836	3 836
74181030	Cooking or heating apparatus of a kind used for household purposes, non-electric and parts there of	150	924	40	441
74181090	Other household articels and parts thereof of coppers	6	3 674	36	29 574
74182000	Sanitary ware and parts thereof	327	25 544	10 795	191 932
74191000	Chain and parts thereof, other articles of cooper	-	6	-	212
74199110	Reservoirs, tanks, vats and similar containers not fitted with mechanical or thermal equipment	220	79 988	1 491	536 482
74199190	Other cast, moulded, stamped / forged but not further worked	1 848	21 210	32 068	318 596
74199931	Colth (including endless bands) grill & netting of copper wire for machinery	-	9	-	278

Tabel 3 : Ekspor Indonesia menurut Komoditi (Kode HS 8 digit)

Juni 2019

Kode H S	Uraian golongan barang	Berat bersih (Kg)		Nilai F.O.B. (U S \$)	
		Bulan ini	Kumulatif	Bulan ini	Kumulatif
(1)	(2)	(3)	(4)	(5)	(6)
74199939	Colth (including endless bands) grill & netting of copper wire not for machinery	419	469	746	2 105
74199940	Pegas, colth (including endless bands) grill and netting of copper wire	415	14 504	8 509	52 796
74199950	Cigarette cases or boxes, colth (including endless bands) grill and netting of copper wire	-	63	-	2 059
74199960	Cooking or heating apparatus, other than of a kind used for domestic purposes, and parts thereof	17	69	10	28
74199970	Articles specially designed for use during religious rites	-	8	-	286
74199991	Electroplating anodes; capacity measures (other than for domestic use)	-	8	-	273
74199992	Reservoirs, tanks, vats & similar containers not fitted w/ mechanical/thermal equipt of a capacity of 300 l or less	-	679	-	5 147
74199999	Other articles of non copper	373	6 631	5 131	79 238
75011000	Nickel mattes	8 766 952	38 482 480	65 513 033	292 249 939
75030000	Nickel waste and scrap.	6 697	99 763	25 852	527 142
75052100	Wire of nickel, not alloyed	1	1	1	1
75052200	Wire of nickel alloyes	-	7 020	-	54 161
75061000	Nickel plates, sheets, strip & foil of nickel, not alloyed	5	5	118	124
75062000	Nickel plates, sheets, strip and foil of nickel alloyes	1	43 543	140	370 830
75071200	Tubes and pipes of nickel alloyes	-	650	-	211 255
75072000	Tube or pipe fittings	-	325	-	4 222
75089030	Bolts and nuts, other articles of not nickel	14	1 578	9	550
75089050	Electroplating anodes,including those produced byelectrolysis,other articles of not nickel.	972	2 329	983 005	1 889 681
75089090	Other articles of nickel	3 903	46 697	159 962	2 655 364
76011000	Aluminium, not alloyed, Unwrought aluminium	-	2 755	-	13 143
76012000	Aluminium alloys,unwrought aluminium	3 258 344	26 856 454	5 719 708	46 319 480
76020000	Aluminium waste and scrap.	891 760	5 933 101	1 098 127	7 131 421
76031000	Aluminium powders of non lamellarstructure	12	1 092	105	3 481
76032010	Aluminium flakes of lamellar structure	-	50	-	1 832
76032020	Aluminium Powders of lamellar structure	-	10	-	791
76041010	Bars and arods of aluminium, not alloyed	3 348	20 739	19 007	118 076
76041090	Profiles of aluminium, alloyed	70 880	494 057	661 864	5 103 638
76042110	Perforated tube profiles for use in evaporator coils ofmotor vhcl ac machines, hollow profiles of aluminium alloyes	21 461	46 296	89 197	204 471
76042120	Aluminium spacers(with one side have light perforations along its w/ length),hollow profiles of alminium alloyes	1	196	59	4 970
76042190	Other hollow profiles of aluminium alloyes	18 350	384 046	68 907	1 680 917
76042910	Extruded bars and rods non aluminium alloyes	1 504 806	13 687 809	5 210 757	48 720 267
76042930	Y-shaped profiles for zip fasteners, in coils non aluminium alloyes	-	30	-	30
76042990	Other extruded bars, rods and profiles of non aluminium alloyes	46 845	610 365	171 320	2 470 392
76051100	Aluminium wire not alloyed, of which the maximum cross-sectional dimension exceeds 7 mm	344 349	2 467 062	783 255	5 881 711
76051990	Other aluminium wire of non aluminiumnot alloyed	84 997	224 965	289 466	758 367
76052100	Aluminium wire of alloys, of which the maximum cross-sectional dimension > 7 mm	-	13 000	-	40 610
76052990	Aluminium wire of non aluminium alloyeswith a diameter < 0.254mm	18 132	103 681	52 635	314 154
76061110	Aluminium plates, sheets & strip of plainor figured by rolling of thickness > 0.2 mm	2 489 619	24 237 183	6 220 516	62 740 754
76061190	Oth aluminium plates, sheets & strip ofplain/figured by rolling of thickness > 0.2 mm	16	1 151	865	13 305
76061220	Aluminium plates, not sensitised, of a kind used in the printing industry	0	1 022	0	17 566
76061232	Sheets of aluminium alloy for making can stock including end stock and tab stock, af aluminium alloyes in coils	-	7 129 936	-	18 572 615
76061233	Sheets of aluminium alloy 5082,5182,<1m in with in coils	4 276	57 872	14 117	147 924
76061235	Other aluminium sheet/coil not exceeding1,000 mm in width	-	610	-	7 790
76061239	Oth plain/figured by rolling/pressing but not surface treated of non aluminium alloyes	22	91	5 016	7 211

Tabel 3 : Ekspor Indonesia menurut Komoditi (Kode HS 8 digit)

Juni 2019

Kode H S	Uraian golongan barang	Berat bersih (Kg)		Nilai F.O.B. (U S \$)	
		Bulan ini	Kumulatif	Bulan ini	Kumulatif
(1)	(2)	(3)	(4)	(5)	(6)
76061290	Oth non aluminium alloys plain/figured by rolling/pressing but not surface treated	907 231	4 873 438	2 327 776	12 883 472
76069100	Aluminium; plates, sheets and strip, thickness exceeding 0.2mm, not alloyed, (not rectangular or square)	-	1 061	-	28 020
76069200	Aluminium; plates, sheets and strip, thickness exceeding 0.2mm, alloys, (not rectangular or square)	20 626	178 851	51 771	481 942
76071100	Aluminium foil rolled but not further worked, not backed	697 374	8 420 030	2 232 723	27 437 807
76071900	Aluminium; foil, (not backed), of a thickness not exceeding 0.2mm, not rolled	80 424	1 422 612	195 692	3 886 485
76072010	Aluminium foil for thermal insulation, backed	9	54 169	226	174 213
76072090	Aluminium foil not for thermal insulation, backed	62 632	527 984	325 678	2 664 204
76081000	Aluminium tubes and pipes of aluminium, not alloyed	1 213	7 667	11 922	75 602
76082000	Aluminium tubes and pipes of aluminium alloys	183 500	1 162 410	904 889	5 918 863
76090000	Aluminium tube or pipe fittings (for example, couplings, elbows, sleeves)	14 529	174 835	73 415	724 957
76101010	Aluminium structure for doors & their frames and thresholdsfor doors	43 080	322 656	439 562	3 023 069
76101090	Aluminium structure for windows & their frames & thresholdsfor doors	33 485	264 654	103 784	1 083 556
76109030	Other aluminium structures internal/external floating roofsfor petroleum storage tanks	-	706	-	384
76109091	Aluminium structure for bridges and bridge-sections; towers or lattice masts	12 288	42 248	58 427	233 901
76109099	Oth aluminium structure not for bridges & bridge-sections;towers or lattice masts	270 892	719 715	922 372	2 754 154
76110000	Aluminium reservoirs, tanks, vats andsimilar containers for any material	589	7 168	3 497	53 622
76121000	Aluminium collapsible tubular containers	4 288	29 242	63 859	296 297
76129010	Aluminium casks, drums, cans, boxes and seamless containersfor fresh milk	-	1	-	7
76129090	Other aluminium casks, drums, cans, boxes &containersfor any material	294 231	3 062 751	1 334 903	13 272 693
76130000	Aluminium containers for compressed or liquefied gas.	34 245	141 527	220 643	934 826
76141011	Cables with steel core cables of a diameternot < 25.3 mm	2 320	7 052	9 828	28 095
76141019	Cables of aluminium,not electrically insulated,with steel core, a diameter> 28.28 mm	7 724	50 312	307 108	1 596 893
76141090	Stranded wire, plaited bands and the like, of aluminium, not electrically insulated, With steel core	-	7 545	-	19 870
76149011	Cables of aluminium, not electrically insulated, without core, diameter< 25.3 mm	-	105 796	-	1 060 744
76149019	Cables of aluminium, not electrically insulated, withoutwithout steel core, a diameter> 28.28 mm	-	3	-	338
76149090	Without steel core	45 066	370 119	218 904	1 962 096
76151090	Tableware,kitchenware or Other household articles and parts thereof of aluminium	132 694	583 425	837 284	4 032 089
76152020	Bedpans, urinals and chamber-pots of aluminium	-	15	-	295
76152090	Other sanitary ware and parts thereof of aluminium	9 076	48 754	8 085	87 857
76161010	Nails of aluminium	-	972	-	120
76161020	Staples and hooks, bolts and nuts of aluminium	13	387	890	6 811
76161090	tacks, screws,screw hooks, rivets, cotters, cotter-pins, washers and similar articles :of aluminium	2 471	21 868	36 013	264 356
76169100	Cloth, grill, netting and fencing, of aluminium wire	189	1 448	49	6 165
76169920	Ferrules for use in the manufacture of pencilsof aluminium	1	123	990	4 513
76169930	Aluminium Slugs, round, of such dimension that the thickness exceeds one-tenth of the diameter	-	71	-	51
76169940	Bobbins, spools, reels and similarsupports for textile yarnof aluminium	3 710	53 293	90 045	674 085
76169951	Venetian blinds of aluminium	2 171	26 652	24 692	269 254
76169959	Blinds other than venetian blind of aluminium	236	2 023	8 367	55 332
76169990	Other articles of aluminium	44 711	435 231	317 996	2 631 482
78011000	Unwrought refined lead	658 539	4 142 599	1 278 153	8 414 402
78019100	Unrefined lead containing by weight antimonyas the principal other element	73 461	493 272	146 435	1 099 265

Tabel 3 : Ekspor Indonesia menurut Komoditi (Kode HS 8 digit)

Juni 2019

Kode H S	Uraian golongan barang	Berat bersih (Kg)		Nilai F.O.B. (U S \$)	
		Bulan ini	Kumulatif	Bulan ini	Kumulatif
(1)	(2)	(3)	(4)	(5)	(6)
78019900	Unrefined lead containing by weight antimony not as the principal oth elemen	-	23 087	-	59 832
78020000	Lead waste and scrap	-	3	-	45 844
78041190	Lead sheets, strip and foil of a 0.15 mm<=thicknes<0.2mm	-	22 005	-	58 048
78041900	Lead plates	-	127	-	230
78060020	Lead bars , rods, profiles and wire	20 000	185 319	214 558	1 956 478
78060030	Lead tubes,pipes and tube or pipe fittings	33	33	1 245	1 245
78060040	Lead wool,washers,electro-plating anodes	-	1 679	-	20 674
79011100	Unwrought zinc, not alloyed containing by weight 99.99% or more	-	350	-	1 161
79011200	Unwrought zinc, not alloyed containing by weight< 99.99%	-	217 670	-	517 751
79012000	Unwrought zinc, alloys	-	70 600	-	153 115
79020000	zinc waste and scrap	173 508	2 524 731	323 220	4 906 571
79031000	Zinc dust	56 389	883 891	186 496	1 893 809
79039000	Zinc powders and flakes	-	16 950	-	13 842
79040000	Zinc bars,rods, profiles and wire	-	1 043	-	6 738
79050040	Zinc bars, rods, profiles and wire, of a thickness<=0.15mm	873	4 661	11 294	30 861
79050090	Zinc bars, rods, profiles and wire, of a thickness>0.15mm	74	2 627	48	870
79070030	Gutters, roof capping, skylight frames & oth fabricatedbuilding components of zinc	-	19 500	-	4 741
79070040	Tubes, pipes and tube or pipe fittings (example couplings, elbows, sleeves) of zinc	90	2 678	51	17 334
79070091	Cigarette cases or boxes; ashtrays of zinc	-	0	-	19
79070092	Other household articles of zinc	425	11 173	932	15 143
79070093	Electro-plating anodes, calotsbattery,tacks,nuts,bolts.Nailstencil plates, screws, rivets and similar fastening of zinc	4	3 094	250	5 029
79070099	Other articles undefined of zinc	223 044	1 500 571	169 223	980 962
80011000	Unwrought tin, not alloyed	7 500 000	35 185 000	142 166 205	706 539 280
80012000	Unwrought tin alloys	-	700	-	34 223
80030010	Tin bar for Soldering	105 402	701 776	2 114 036	14 699 183
80070099	Other articles of tin not yet defined	500	2 500	19 010	99 286
81019600	Tungsten (wolfram) Wire	13	1 213	10	4 898
81019700	Tungsten (wolfram) Waste and scrap	10 936	71 196	119 805	868 124
81019910	Bars and rods, other than those obtained simply by sintering; profiles, sheets, strip and foil	-	2	-	3
81019990	Other articles undefined of Tungsten (wolfram)	-	1	-	1
81029600	Molybdenum wire	-	90	-	323
81029700	Molybdenum waste and scrap	-	2	-	37 350
81032000	Unwrought tantalum, including bars and rods obtained simply by sintering; powders	13	97	7 419	57 830
81033000	Tantalum waste and scrap	11 253	113 399	286 708	2 839 379
81039000	Tantalum; articles n.e.c. in heading no. 8103	-	163	-	100 642
81041900	Unwrought magnesium contain< 99.8 % by weight of magnesium	-	147	-	640
81042000	Unwrought magnesium waste and scrap	59 402	528 676	73 658	623 282
81083000	Titanium waste and scrap	-	29 313	-	120 900
81089000	Titanium; other than unwrought, n.e.c. in heading no. 8108	1	71	1	1 613
81099000	Zirconium; other than unwrought, n.e.c. in heading no. 8109	-	4	-	2
81101000	Unwrought antimony powders	36 217	551 602	123 474	2 223 814
81125200	Waste and scrap of thallium	-	9	-	71
81129900	Gallium, germanium, hafnium, indium, niobium (columbium), rhenium and vanadium; articles thereof, other than unwrought including waste and scrap and powders	-	85	-	1 150
81130000	Cermets and articles thereof, including waste and scrap	-	626	-	3 202
82011000	hand tools Spades and shovels	12	3 105	67	1 612
82013010	hand tools Hoes and rakes	650	680	875	905
82013090	hand tools Mattocks, picks	2 636	7 940	1 066	14 236
82014000	Axes, bill hooks and similar hewing tools	-	30	-	100

Tabel 3 : Ekspor Indonesia menurut Komoditi (Kode HS 8 digit)

Juni 2019

Kode H S	Uraian golongan barang	Berat bersih (Kg)		Nilai F.O.B. (U S \$)	
		Bulan ini	Kumulatif	Bulan ini	Kumulatif
(1)	(2)	(3)	(4)	(5)	(6)
82015000	Secateurs and similar one-handed pruners and shears(including poultry shears)	40	354	20	595
82016000	Hedge shears, twohand toolshanded pruning shears and similar two-handed shears	-	120	-	400
82019000	Tools, hand; forks, scythes, sickles, hay knives, timber wedges, and other hand tools of a kind used in agriculture, horticulture or forestry n.e.c. in heading 8201	427	4 512	1 014	56 187
82021000	Hand saws	-	385	-	1 375
82022000	Band saw blades	-	74	-	1 166
82023100	Circular saw blades with working part of steel	864	9 570	47 419	465 833
82023900	Tools, hand; circular saw blades (including slitting or slotting saw blades), with working part of materials (other than steel)	4 254	43 703	192 373	1 705 830
82024000	Chain saw blades	6	65	50	1 210
82029100	Straight saw blades, for working metal	119	134	5 619	5 806
82029910	Straight saw blades, for working Other than metal	-	7	-	99
82029990	Saw blades parts	39 564	290 578	450 987	3 261 144
82031000	Files, rasps and similar tools	2 563	132 103	32 803	871 621
82032000	Pliers (including cutting pliers),pincers, tweezers andsimilar tools	1 754	10 116	6 764	57 308
82033000	Metal cutting shears and similar tools	9	136	916	11 981
82034000	Pipe-cutters, bolt croppers, perforatingpunches, & similar tools	882	22 234	9 951	29 666
82041100	Hand operated spanners and wrenches non adjustable	359	6 198	992	54 994
82041200	Hand operated spanners and wrenchesa djustable	35	1 107	303	7 516
82042000	Interchangeable spanner sockets, with or without handles	533	3 310	329	20 208
82051000	Drilling, threading or tapping tools, hand operated	-	20 795	-	178 139
82052000	Hammers and sledge hammers	-	11 501	-	22 374
82053000	Planes, chisels, gouges & similarcutting tools for working wood	-	33 129	-	33 926
82054000	Screwdrivers	144	15 365	53	23 239
82055100	Tools, hand; household tools	144	22 706	431	12 935
82055900	Glaziers' diamonds	637	25 094	9 743	88 930
82056000	Blow lamps	-	8 116	-	6 542
82057000	Vices, clamps and the like	3 784	18 471	33 306	214 165
82059000	Tools, hand; n.e.c. in heading 8205, incl anvils, portable forges, hand/pedal-operated grinding wheels with frameworks, &sets of articles of two/more of the in heading 8205	205	56 016	21 499	185 893
82060000	Tools of two/ more of the headings82.02 to 82.05 put up in sets for retail sale	191	7 885	1 178	249 537
82071300	Rock drilling or earth boring tools, with working part of cermets, Interchangeable tools for hand tools	614	2 821	35 187	202 806
82071900	Rock drilling/ earth boring tools, without working part of cermets, Interchangeable tools for hand tools	187	38 659	24 497	830 240
82072000	Dies for drawing or extruding metal, Interchangeable tools for hand tools	6 492	77 883	245 728	1 441 129
82073000	Tools for pressing, stamping or punching, Interchangeable tools for hand tools	8 620	681 803	193 493	6 775 950
82074000	Tools for tapping or threading, Interchangeable tools for hand tools	19	1 722	19 161	114 403
82075000	Tools for drilling, other than for rock drilling, Interchangeable tools for hand tools	1 493	23 446	362 408	3 226 692
82076000	Tools for boring or broaching, Interchangeable tools for hand tools	12	103	2 724	28 102
82077000	Tools for milling, Interchangeable tools for hand tools	1 712	14 300	801 712	6 309 208
82078000	Tools for turning, Interchangeable tools for hand tools	-	11	-	350
82079000	Screw driving, interchangeable tools	12 456	89 533	44 218	1 725 598
82081000	Knives and cutting blades for metal working for machineor mechanical appliance	390	3 631	21 126	90 943
82082000	Knives and cutting blades for wood working for machineor mechanical appliance	35 868	471 241	355 213	4 198 769
82083000	Knives & cutting blades for kitchen appliances or for machines used by the food industry	55	239	291	1 119

Tabel 3 : Ekspor Indonesia menurut Komoditi (Kode HS 8 digit)

Juni 2019

Kode H S	Uraian golongan barang	Berat bersih (Kg)		Nilai F.O.B. (U S \$)	
		Bulan ini	Kumulatif	Bulan ini	Kumulatif
(1)	(2)	(3)	(4)	(5)	(6)
82084000	Knives & cutting blades for agricultural, horticultural or forestry machines	-	68	-	138
82089000	Tools; knives and cutting blades, for machines or mechanical appliances, n.e.c. in heading no. 8208	1 074	5 871	90 289	341 710
82090000	Plates, sticks, tips and the like for tools, unmounted, of cermets	377	581	17 794	64 863
82100000	Hand-operated mechanical appliances, weighing <=10 kg used in preparation, conditioning or serving of food or drink.	83	3 048	481	58 752
82111000	Sets of assorted articles, Knives with cutting blades, serrated or not, oth than knives of heading 82.08	-	27	-	325
82119100	Table knives having fixed blades, serrated or not, oth than knives of heading 82.08	345	3 040	3 025	38 171
82119250	knives ,fix blades, handle of base metal for agricultural, horticultural/forestry, oth than of heading 82.08	-	280	-	958
82119291	Flick knives/ spring knives; hunting knives, diving knives and scouts' knives; penknives, with blades >= 15 cm length	-	101	-	3 000
82119299	Flick knives/ spring knives; hunting knives, diving knives and scouts' knives; penknives, with blades <15 cm length	2	5 554	15	102 338
82119321	Knives having other than fixed blades, used for agriculture, horticulture or forestry :With handle of base metal	-	3 053	-	14 081
82119390	Knives having other than fixed blades for household	-	3 292	-	34 161
82119490	Blades For knives of a kind use for household	168	173	3 094	3 237
82119500	Knife handles of base metal	-	3	-	5
82121000	Razors	4	648	26	11 331
82122010	Double-edged razor blades	96	1 555	3 601	50 221
82122090	Safety razor blade blanks in strips	5	76	3	719
82130000	Scissors, tailors' shears and similar shears, and blades there for	778	2 712	2 118	6 777
82141000	Paper knives, letter openers, erasing knives, pencil sharpeners and blades therefor	108	545	1 716	3 204
82142000	Manicure/ pedicure sets and instruments including nail files	-	107	-	2 499
82149000	Cutlery; hair clippers and mincing knives	52	2 455	43	53 320
82151000	Sets of assorted articles similar kitchen or tableware containing at least one article plated with precious metal	-	58	-	211
82152000	Sets of assorted articles similar kitchen or tableware	2 076	67 943	15 337	695 833
82159900	Similar kitchen/table ware not plated precious metal (example: Spoons, forks, ladles, skimmers, fish/butter knives, sugartongs)	76 518	871 351	797 652	9 317 152
83011000	Padlocks (key, combination/ electrically operated), of base metal	153	1 032	11 994	38 827
83012000	Locks of a kind used for motor vehicles	26 850	187 053	406 192	2 612 105
83013000	Locks of a kind used for furniture of base metal	488	13 249	427	36 840
83014020	Door locks of base metal	104	2 886	406	9 201
83014090	Other padlocks and locks of base metal	1 145	7 010	591	42 978
83015000	Clasps and frames with clasps, incorporating locks of basemetal	284	983	9 364	26 312
83016000	Parts of padlocks and locks of base metal	15 634	120 689	612 916	2 638 095
83017000	Keys presented separately of padlocks and lock of base metal	1 665	8 180	114 535	384 999
83021000	Hinges of base metal	8 647	77 791	116 957	827 559
83022010	Castors with mounting of base metal, a diameter , 100 mm < diameter <= 250 mm (including tyres)	-	12	-	273
83022090	Castors with mounting of base metal, a diameter < 100 mm (including tyres)	9 902	42 165	64 300	233 237
83023010	Hasps suitable for motor vehicles of base metal	1	82	55	392
83023090	mountings, fittings and similar articles suitable for motor vehicles of base metal	122 149	954 902	638 970	4 856 952
83024131	Hasps suitable for building of base metal, a kind suitable for building	-	3 597	-	16 611
83024139	Bolts; hooks and eyes; staples of base metal, a kind suitable for building	214	1 033	2 822	27 102

Tabel 3 : Ekspor Indonesia menurut Komoditi (Kode HS 8 digit)

Juni 2019

Kode H S	Uraian golongan barang	Berat bersih (Kg)		Nilai F.O.B. (U S \$)	
		Bulan ini	Kumulatif	Bulan ini	Kumulatif
(1)	(2)	(3)	(4)	(5)	(6)
83024190	Other mounting, fittings, and similar article of base metal,a kind suitable for building	331 001	1 948 320	1 285 914	7 579 029
83024220	Hasps of base metal of a kind suitable for furniture	-	70	-	531
83024290	Other mounting, fittings, and similar article of base metal,a kind suitable for furniture	110 987	775 289	502 975	3 495 583
83024910	Base metal mountings, fittings and similar articles of a kind suitable for saddlery	92	522	7 754	23 407
83024991	Hasps of base metal a kind suitable for trunks, chests, caskets or the like	24 735	214 223	189 775	1 253 143
83024999	Base metal fittings and similar articles of a kind suitablefor trunks, chests, caskets or the like	620	65 712	14 096	254 035
83025000	Hat-racks,hat-pegs, brackets and similar fixtures of base metal	14 461	106 345	159 204	947 177
83026000	Automatic door closers of base metal	18 825	192 015	137 437	1 081 909
83030000	Armoured/reinforced safes, strong-boxes&doors, safe deposit lockers for strong-rooms, cash or deed boxes of base metal.	237 653	1 911 034	431 665	3 619 490
83040010	Filing cabinets or card-index cabinets of base metal	2 491	33 218	7 509	131 640
83040091	Office/desk equip of aluminium (paper trays,paper rests,pen trays,office-stamp) oth than office furniture of head 94.03.	275	114 591	150	609 259
83040099	Office/desk equip of other metal (paper trays/ rests, pen trays,office-stamp) oth than office furniture of head 94.03.	10 324	15 347	4 320	19 930
83051010	Fittings for double loop wire binders	15	15	10	10
83051090	Fittings for loose-leaf binders/files oth than double loop wire binders	32	726	2 401	8 214
83052010	Staples in strips for office use of base metal	1 110	4 967	656	4 050
83052020	Staples in strips for other than office use (example, upholstery, packaging) of iron or steel	-	7 686	-	46 895
83052090	Staples in strips for other than office use (example, upholstery, packaging) of other metal	-	62	-	1 668
83059010	Paper clips	15	828	15	5 365
83059090	Othrer office articles and part of base metal	15	6 834	9	15 913
83061000	Bells, gongs and the like, non-electric, of base metal	3 393	44 530	50 741	315 004
83062100	Statuetes and other ornamen plated with precious metal	2 003	17 415	13 802	106 666
83062910	Statuetes and other ornamen of copper or lead	19 148	213 613	139 846	1 586 580
83062920	Statuetes and other ornamen of nickel	-	6	-	269
83062930	Statuetes and other ornamen of aluminium	14 702	39 173	153 496	296 687
83062990	Statuetes and other ornamen of iron or steel	127 957	783 671	581 704	3 678 508
83063010	Photograph, picture or similar frames;mirrors : of copper	15	1 302	98	29 749
83063091	Metallic mirrors reflecting traffic views at roadintersections or sharp corners of base metal	15	117	40	1 130
83063099	Photograph,picture or similar frames;mirrors made of basemetal other than copper	11 222	83 305	55 766	427 874
83071000	Flexible tubing of base metal, with or without fittings of iron or steel	3 353	213 921	623	548 571
83079000	Flexible tubing of base metal, with or without fittings of other base metal	715	2 820	17 742	68 246
83081000	Hooks,eyes,eyelets of base metal used for clothing/clothingacc, footwear, jewellery, watches, books, awnings, leather	3 503	29 571	22 533	321 842
83082000	Tubular or bifurcated rivets of base metal	29	2 924	250	6 826
83089010	Beads including parts of base metal	112	7 114	1 887	46 698
83089090	Clasps, frames with clasps, buckles, buckle-clasps of base metal	4 939	22 713	20 441	433 406
83091000	Crown corks of base metal	34 902	105 556	66 097	217 770
83099010	Capsules for bottles of base metal	1	87	55	2 959
83099020	Top ends of aluminium cans	73 138	623 177	257 159	2 301 559
83099070	Other caps for cans of base metal	102 423	604 965	198 441	1 080 719
83099081	Bottle caps; screw caps of aluminium	-	411	-	297
83099089	Bungs for metal drums; bung covers; seals; case corner protectors of aluminium	2 819	12 228	25 667	108 831
83099091	Bottle caps; screw caps of base metal other than aluminium	186	423	545	3 033
83099092	Bungs for metal drums; bung covers; seals; case corner protectors of base metal other than aluminium	1	53 862	100	217 068

Tabel 3 : Ekspor Indonesia menurut Komoditi (Kode HS 8 digit)

Juni 2019

Kode H S	Uraian golongan barang	Berat bersih (Kg)		Nilai F.O.B. (U S \$)	
		Bulan ini	Kumulatif	Bulan ini	Kumulatif
(1)	(2)	(3)	(4)	(5)	(6)
83099099	Other packing accessorie of base metal	5 056	44 366	39 302	271 366
83100000	Sign-plates, name-plates, address-plates and similar plates,numbers,letters,other symbols of base metal,excl head 94.05	242	4 916	13 695	108 583
83111010	Coated electrodes of base metal,for electricarc-welding in rolls	20 033	138 153	26 138	176 816
83111090	Coated electrodes of base metal, for electric arc-welding in a forms oth than rolls	434 680	3 213 162	773 177	6 359 726
83112021	Cored wire of alloy steel, by weight, contain>=4.5 % carbonand >=20 % chrom ,for electric arc-welding in rolls	-	105	-	859
83112029	Cored wire of alloy steel, by weight, contain>=4.5 % carbonand >=20 % chrom,for electric arc-welding, in rods	1	1 246	4	9 024
83112090	Cored wire made of base metal other than alloy steel , for electric arc-welding	128	3 170	182	11 327
83113021	Cored wire of alloy steel,by weight, contain>=4.5 % C and >=20 % Cr ,for soldering,brazing, welding by flame in rolls	-	1 200	-	1 812
83113029	Cored wire of alloy steel,by weight, contain>=4.5 % C and >=20 % Cr ,for soldering,brazing, welding by flame, in rods	-	115	-	908
83119000	Wire and rods, of agglomerated base metal powder, used for metal spraying	-	20 783	-	479 127
84013000	Fuel elements (cartridges), non-irradiated for nuclearreactors	-	80	-	9 793
84021110	Watertube boilers with a steam production>45 ton/hour electrically operated, other than central heating hot water	-	7 153	-	78 740
84021211	Watertube boilers,with a 15 ton/hour<steam production<= 45ton/hour, electric operated, oth than central heating hotwater	8 608	8 616	24 000	24 040
84021219	Watertube boilers with a steam production <15 ton/ hour , electric operated, oth than central heating hotwater	14 740	60 694	176 050	677 520
84021919	Boilers,includ hybrid boiler, steam production<=15 ton/hourelectrically operated, other than central heating hot water	-	300	-	9 120
84022010	Super-heated water boilers, electric operated, oth than central heating hotwater	-	108	-	112
84029090	Parts for Steam/other vapour generating boilers,oth than boiler bodies, shells or casings	197	247 193	2 742	1 174 911
84031000	Boilers for central heating boilers, other than those of heading 84.02.	-	155 742	-	650 060
84039090	Parts for central heating boilers, oth than Boiler bodies, shells or casings	19	733	46	8 554
84041019	Economisers,super-heaters,gas recoverers (Auxiliary plant)for use with boilers of heading 84.02	-	1	-	1
84042000	Condensers (Auxiliary plant) for steam/ other vapour power units for use with boilers of heading 84.02 or 84.03	-	801 505	-	4 253 798
84049090	Part for use condensers/ Auxiliary plant (subheadings 8404.20.00)	-	2 481	-	39 017
84051000	Producer gas or water gas generators, with/out purifiers; acetylene gas generators and similar water process gas	-	1	-	51
84059000	Parts of producer gas or water gas generators, with/out purifiers; acetylene gas generators and similar	1	30	245	1 360
84061000	Steam turbines and other vapour turbines.for marine propulsion	-	6	-	1 200
84069000	Part steam and other vapour turbines	54 602	494 816	444 638	4 105 191
84071000	Spark-ignition reciprocating or rotary internal combustion piston engines for Aircraft	828	14 033	201 032	4 250 643
84072110	Spark-ignition reciprocating or rotary internal combustion,a power <=22.38kW/30 hp, for outboard motors	-	27	-	4 353

Tabel 3 : Ekspor Indonesia menurut Komoditi (Kode HS 8 digit)

Juni 2019

Kode H S	Uraian golongan barang	Berat bersih (Kg)		Nilai F.O.B. (U S \$)	
		Bulan ini	Kumulatif	Bulan ini	Kumulatif
(1)	(2)	(3)	(4)	(5)	(6)
84072190	Spark-ignition reciprocating or rotary internal combustion,a power>22.38kW/30 hp, for outboard motor	440	19 008	1 260	48 583
84072920	Spark-ignition reciprocating or rotary internal combustionfor marine propulsion engines,a power <=22.38kW/30 hp,	5 735	18 052	71 772	226 666
84072990	Spark-ignition reciprocating or rotary internal combustionfor marine propulsion engines,a power >22.38kW/30 hp,	245	2 122	5 860	45 276
84073100	Spark-reciprocating piston engines, cylinder capacity<=50 cc, for vehicles of Chapter 87	-	11	-	1 086
84073211	Spark-reciprocating piston engines, cylinder capacity50 < cc <=110, for vehicles of Chapter 87.01	-	2 143	-	1 233
84073212	Spark-reciprocating piston engines, cylinder capacity50 < cc <=110, for vehicles of Chapter 87.11	900	900	18 500	18 500
84073219	Spark-reciprocating piston engines, cylinder capacitycylinder capacity 50 < cc <=110, oth than 8701 or 8711	4	6	4	25
84073222	Spark-reciprocating piston engines, cylinder capacity110 < cc <=250, for vehicles of Chapter 87.01	1 446 300	9 465 570	15 194 296	86 335 181
84073229	Spark-reciprocating piston engines, cylinder capacitycylinder capacity 110 < cc <=250, oth than 8701 or 8711	2 760	2 760	18 168	18 168
84073320	Spark-reciprocating piston engines, cylinder capacity250 < cc <=1000, for vehicles of Chapter 87.01	-	2 596	-	66 519
84073390	Spark-reciprocating piston engines, cylinder capacitycylinder capacity 250 < cc <=1000, oth than 8701 or 8711	-	86	-	109
84073450	Full assembled,spark- reciprocating piston engines,cylindercapacity<=1,100cc, for vehicles of Chapter 87.01	-	666	-	29 448
84073471	Full assembled,spark- reciprocating piston engines,cylindercapacity<=2000cc, for vehicles of Chapter 87	343 697	4 037 704	4 244 327	50 151 362
84073472	Full assembled,spark- reciprocating piston engines,cylindercapacity 2000< cc <=3000, for vehicles of heading 87	286 952	1 956 551	2 674 442	18 536 914
84073473	Full assembled,spark- reciprocating piston engines,cylindercapacity>3000 cc, for vehicles of Chapter 87	-	48	-	2 992
84073492	Assembled not complet, spark-reciprocating piston engines, cylinder capacity<=1,100cc, for vehicles of Chapter 87.01	80 715	982 762	773 029	9 145 211
84073494	Assembled not complet, spark-reciprocating piston engines, cylinder capacity<=2000cc, for vehicles of Chapter 87	730 392	4 999 077	4 734 451	32 947 558
84073495	Assembled not complet, spark-reciprocating piston engines, cylinder capacity 2000< cc <=3000, for vehicles of head 87	58 500	1 008 059	463 445	8 095 399
84079010	Oth Spark-ignition reciprocating/rotary internal combustionpiston engines, of a power<=18.65 kW	-	33	-	1 711
84079090	Oth Spark-ignition reciprocating/rotary internal combustionpiston engines, of a power > 22.38 kW	7	7	574	574
84081030	Diesel or semi-diesel engines ,a power 100< kW <=750 for marine propulsion	-	25 384	-	39 898
84081090	Diesel or semi-diesel engines ,a power >750 kW for marine propulsion	5 390	29 584	112 069	557 311
84082010	Fully assembled , Diesel/ semi-diesel engines for vechiles of subheading 8701.10	-	111	-	75
84082021	Fully assembled , Diesel/ semi-diesel engines, a cylinder capacity<=2000 cc, for vehicles of heading 87	-	3 495	-	33 589
84082022	Fully assembled , Diesel/ semi-diesel engines, a cylinder capacity 2000< cc<=3500 cc, for vehicles of heading 87	1 020	92 793	8 367	860 345
84082096	Assembled not complet, Diesel or semi-diesel engines, of cylinder capacity>3500 cc, for vehicles of heading 87	2 380	12 852	26 570	143 480

Tabel 3 : Ekspor Indonesia menurut Komoditi (Kode HS 8 digit)

Juni 2019

Kode H S	Uraian golongan barang	Berat bersih (Kg)		Nilai F.O.B. (U S \$)	
		Bulan ini	Kumulatif	Bulan ini	Kumulatif
(1)	(2)	(3)	(4)	(5)	(6)
84089010	Other diesel or semi-diesel engines, a power <= 18.65 kW	45	10 520	348	110 058
84089051	Diesel or semi-diesel engines, power>100 kw, used of head84.29 or 84.30 (example bulldozer,pile-driver,excavator)	191 718	1 121 662	3 948 144	22 494 772
84089059	Other Diesel or semi-diesel enginesOf a power exceeding 100 kW	52 934	455 582	385 723	3 370 169
84089091	Diesel or semi-diesel engines, power<100 kw, used of head84.29 or 84.30 (example bulldozer,pile-driver,excavator)	850	2 025	80	300
84089092	Diesel or semi-diesel engines, a power<=100 kw of a kind used for railway locomotives or tramway vehicles	430	430	4 760	4 760
84089099	Other Diesel or semi-diesel engines, a power<100 kW	26 987	366 071	213 674	3 031 335
84091000	Parts of spark-ignition combustion piston engine,for aircraft	156 511	158 096	4 838 973	4 875 438
84099111	Carburettors and parts of gasoline engines,for heading 84.29 or 84.30 (exam;bulldozers,excavators,pile driver)	-	215	-	4 144
84099112	Cylinder blocks,crank cases of gasoline engines for heading 84.29 or 84.30 (example; excavators,pile driver)	-	1 603	-	7 627
84099113	Cylinder liner,with an internal diameter 50< mm <=155, of gasoline engness, for heading 84.29 or 84.30	1 376	6 249	15 808	79 366
84099114	Cylinder liner,with an internal diameter >155 mm, of gasoline engness, for heading 84.29 or 84.30	-	7 095	-	369
84099115	Cylinder heads and head covers, gasoline engness, for heading 84.29 or 84.30	4 492	40 465	14 318	194 734
84099116	Pistons, with an internal diameter 50< mm <=155, of gasoline engness, for heading 84.29 or 84.30	-	1	-	9
84099117	Pistons, with an internal diameter >155 mm, of gasoline engness, for heading 84.29 or 84.30	2 197	21 857	26 941	284 499
84099118	Piston rings and gudgeon pins, of gasoline negine, for heading 84.29 or 84.30	14 675	111 339	753 926	5 990 178
84099119	Other parts undefined of gasoline engine for heading 84.29 or 84.30	71 040	676 609	472 705	3 208 449
84099121	Carburettors and parts of gasoline engines, for vehicles of heading 87.01	-	1	-	30
84099122	Cylinder blocks,crank cases of gasoline engness, for vehicles of heading 87.01	-	77	-	2 326
84099124	Cylinder liner,with an internal diameter >155 mm, of gasoline engness, for vehicles of heading 87.01	1	114	14	4 135
84099129	Other parts undefined of gasoline engine for vehicles of heading 87.01	4	3 939	124	31 512
84099131	Carburettors and parts of gasoline engines, for vehicles of heading 87.11	3 475	16 904	73 225	755 777
84099132	Cylinder blocks,crank cases of gasoline engness, for vehicles of heading 87.11	7 543	104 320	80 306	1 194 916
84099134	Cylinder liner,with an internal diameter 50< mm <=155, of gasoline engness, for heading 8701	-	130	-	288
84099135	Cylinder liner,with an internal diameter >155 mm, of gasoline engness, for vehicles of heading 87.11	49 535	465 187	340 403	3 296 319
84099137	Pistons, with an internal diameter 50< mm <=155, of gasoline engines, for vehicles of heading 87.11	6 245	46 804	174 997	1 718 252
84099138	Piston rings and gudgeon pins, of gasoline engines, for vehicles of heading 87.11	999	5 525	55 197	271 828
84099139	Other parts undefined of gasoline engine for vehicles of heading 87.11	116 960	583 098	3 789 721	21 442 695
84099141	Carburettors and parts of gasoline engines, for vehicles of chapt 87, oth than 8701 or 87.11	23 782	244 468	818 117	10 497 202
84099142	Cylinder blocks,crank cases of gasoline engness, for vehicles of chapt 87, oth than 8701 or 87.11	156 134	1 462 359	742 775	7 174 254
84099144	Cylinder liner,with internal diameter >155 mm,of gasoline engness,for vehicles of chapt 87,oth than 8701 or 8711	1 951	19 349	27 680	304 675
84099145	Cylinder heads and head covers, of gasoline engine,for vehicles of chapt 87,oth than 8701 or 8711	82 523	503 793	513 087	3 188 226
84099146	Pistons, with an external diameter 50<= mm< 155 for other vehicles of chapt 87, oth than 8701 or 87.11	274	10 897	5 441	209 077

Tabel 3 : Ekspor Indonesia menurut Komoditi (Kode HS 8 digit)

Juni 2019

Kode H S	Uraian golongan barang	Berat bersih (Kg)		Nilai F.O.B. (U S \$)	
		Bulan ini	Kumulatif	Bulan ini	Kumulatif
(1)	(2)	(3)	(4)	(5)	(6)
84099147	Pistons, with an external diameter >155 mm for other vehicles of chapt 87, oth than 8701 or 87.11	-	115	-	3 537
84099148	Piston rings and gudgeon pins for other vehicles of Chapter87, oth than 8701 or 87.11	20 845	163 021	2 398 328	17 062 092
84099149	Other parts undefinied of gasoline engine for other vehicleof chapt 87, oth than 8701 or 87.11	234 920	2 050 496	3 059 715	26 991 401
84099152	Cylinder liner,with an internal diameter 50<mm<=155, of gasoline engine, power <= 22.38 kW, propulsion for vessels of Chapter 89	-	41	-	937
84099159	Other parts undefinied of gasoline engine,a power<= 22.38 kW, propulsion for vessels of Chapter 89	38 837	322 331	121 456	1 022 100
84099163	Other cylinder liners, gasoline engine, a power >22,38 KW, propulsion for vessels of Chapter 89	4 439	18 119	2 442	12 358
84099164	Pistons, with an external diameter of 50<= mm< 155 mm, ofgasoline engine, power > 22.38 kW, propulsion for vessels of Chapter 89	-	11 351	-	11 950
84099169	Other parts undefinied of gasoline engine,a power> 22.38 kW, propulsion for vessels of Chapter 89	-	8 471	-	1 782
84099171	Cylinder blocks,crank cases of gasoline engines, for other than vehicle or marine propulsion	1	1	35	35
84099172	Cylinder liner,with an internal diameter 50< mm <=155, for other than vehicle or marine propulsion	-	550	-	9 338
84099174	Cylinder heads and head covers, of gasoline engine, forother than vehicle or marine propulsion	0	0	34	267
84099177	Pistons, with an external diameter >155 mm, of gasolineengine, for other than vehicle or marine propulsion	-	2 916	-	22 659
84099178	Piston rings and gudgeon pins of gasoline engine forother than vehicle or marine propulsion	-	180	-	14 626
84099179	Other parts undefinied of gasoline engine, for other than vehicle or marine propulsion	33 273	271 978	697 242	5 516 986
84099911	Carburettors&parts thereof,for diesel engines of heading 84.29 or 84.30 (example;buldozer,pile-driver,excavator)	-	1 626	-	11 894
84099912	Cylinder blocks; crank cases, for diesel engines of heading 84.29 or 84.30 (example;buldozer,pile-driver,excavator)	3 056	85 800	12 062	368 748
84099913	Cylinder liner,with an internal diameter 50< mm <=155, fordiesel engines of heading 84.29 or 84.30	6	1 321	1 165	4 315
84099914	Cylinder liner,with an internal diameter >155 mm, for diesel engines of machinery of heading 84.29 or 84.30	1 082	1 692	27 119	40 924
84099915	Cylinder heads and head covers, for diesel engines of machinery of heading 84.29 or 84.30	-	10	-	110
84099917	Piston, with an internal diameter >155 mm, for dieselengines of machinery of heading 84.29 or 84.30	1 138	27 575	24 045	742 503
84099918	Piston rings and gudgeon pins, for diesel engines machinery of heading 84.29 or 84.30	-	4	-	265
84099919	Other parts undefinied for diesel engines of machinery heading 84.29/ 84.30 (exam;buldozer,pile-driver,excavator)	17 504	25 701	75 348	193 335
84099922	Cylinder blocks;crank cases,fordiesel engines of vehicles of heading 87.01 (tractors)	149 388	228 884	515 881	816 686
84099925	Cylinder heads and head covers,for diesel engines of vehicles of heading 87.01 (tractors)	-	1 038 680	-	3 423 424
84099929	Parts of tractors engines, other than carburettor, piston &cylinder	-	100	-	1 338
84099931	Carburettor and part thereof for motorcycle & cycle fittedwith an auxiliari motor, with/without side-car, side-car	-	1 130	-	21 498
84099939	Part of motorcycle engine, other than carburettor, blok cilinder, crank case, piston & cylinder	-	39	-	1 296
84099941	Carburettor and part thereof for vehicle of Chapter 87, oththan of heading 87.01 & 87.11	332	527	8 901	15 676
84099942	Cylinder block; crank case for vehicle of Chapter 87, otherthan of heading 87.01 & 87.11	945 213	9 072 539	2 689 983	28 005 436
84099944	Cylinder liner with internal diameter > 155 mm for vehicleof Chapter 87, oth than of heading 87.01 & 87.11	9	30	510	1 030

Tabel 3 : Ekspor Indonesia menurut Komoditi (Kode HS 8 digit)

Juni 2019

Kode H S	Uraian golongan barang	Berat bersih (Kg)		Nilai F.O.B. (U S \$)	
		Bulan ini	Kumulatif	Bulan ini	Kumulatif
(1)	(2)	(3)	(4)	(5)	(6)
84099945	Cylinder head and head cover for vehicle of Chapter 87, other than of heading 87.01 & 87.11	6	7 629	1 770	20 177
84099948	Piston ring & gudgeon pin for vehicle of Chapter 87, other than of heading 87.01 & 87.11	5 537	35 841	577 408	3 554 227
84099949	Part of vehicle of Chapter 87, other than carburettor, piston & cylinder, exclude of heading 87.01 & 87.11	175 859	1 747 268	3 872 322	33 310 359
84099959	Parts of marine propulsion engine of a power <= 22.38 kW, other than piston & cylinder	-	2 011	-	28 059
84099962	Cylinder liner with 50 mm <= internal diameter <= 155 mm for marine propulsion engine of a power > 22.38 kW	1 255 207	8 272 875	2 817 261	18 396 125
84099963	Cylinder liner with internal diameter > 155 mm for marine propulsion engine of a power > 22.38 kW	-	500	-	800
84099965	Piston with external diameter > 155 mm for marine propulsion engine of a power > 22.38 kW	-	208	-	820
84099969	Parts of marine propulsion engine of a power > 22.38 kW, other than piston & cylinder	71 813	648 483	783 547	6 335 844
84099972	Cylinder blocks; crank cases for engine of heading 84.07 or 84.08	-	1	-	45
84099973	Cylinder liner with 50 mm <= internal diameter <= 155 mm for engine of heading 84.07 or 84.08	-	1 161	-	9 575
84099974	Cylinder liner with internal diameter > 155 mm for engine of heading 84.07 or 84.08	-	144	-	2 020
84099975	Cylinder head and head cover for engine of heading 84.07 or 84.08	3 266	14 546	47 748	208 162
84099977	Piston with external diameter > 155 mm for engine of heading 84.07 or 84.08	13	26	249	293
84099978	Piston ring & gudgeon pin for engine of heading 84.07/84.08	-	31	-	2 947
84099979	Part of engine of heading 84.07 or 84.08, other than carburettor, piston & cylinder	41 086	459 351	511 463	5 584 660
84101100	Hydraulic turbines & water wheels of a power <= 1,000 kW	700	6 485	14 000	104 690
84109000	Parts of hydraulic turbines, water wheels, and regulators	820	8 328	3 450	43 288
84111200	Turbo-jets of a thrust > 25 kN	3 710	12 820	161 630	838 130
84112100	Turbo-propellers of a power <= 1,100 kW	-	503	-	14 000
84112200	Turbo-propellers of a power > 1,100 kW	-	4 030	-	85 000
84118100	Gas turbines of a power <= 5,000 kW	7 025	7 031	130 537	130 994
84118200	Gas turbines of a power > 5,000 kW	-	7 000	-	1 542 105
84119100	Part of turbo-jets or turbo-propellers	779	17 203	770 033	10 625 641
84119900	Part of other gas turbines	9 562	95 160	4 015 108	31 467 781
84121000	Reaction engines other than turbo-jets	-	2 103	-	22 838
84122100	Hydraulic power engine & motor with linear acting (cylinder)	242 688	1 098 547	1 772 157	7 950 942
84122900	Hydraulic power engine & motor with non-linear acting (not cylinder)	527	58 696	10 671	995 128
84123100	Pneumatic power engine & motor with linear acting (cylinder)	7	3 250	17 083	110 477
84123900	Pneumatic power engine & motor with non-linear acting (not cylinder)	523	8 557	100 567	350 126
84128000	Engines; pneumatic power engines and motors, n.e.c. in heading no. 8412	25	3 007	2 644	15 203
84129010	Part of reaction engines other than turbo-jets	-	768	-	54 547
84129020	Part for steam/other vapour power unit incorporating boiler	-	1 937	-	159 610
84129090	Part of hydraulic & pneumatic power engine and motor	1 575	73 048	429 175	4 703 965
84131100	Pump for dispensing fuel/lubricant, used in filling-station or in garages	203	1 669	6 004	36 929
84131910	Pump fitted with measuring device, electrically operated, excl for dispensing fuel/lubricant in filling-station/garage	298	2 655	2 155	31 415
84131920	Pump fitted with measuring device, not electrically operated, excl for dispensing fuel/lubricant in filling-station/garage	844	858	240	2 704
84132010	Water pumps	4 432	91 987	17 334	344 946
84132020	Breast pumps	6	27	100	403
84132090	Hand pumps, other than water pump and breast pump	6 242	16 333	4 774	101 287

Tabel 3 : Ekspor Indonesia menurut Komoditi (Kode HS 8 digit)

Juni 2019

Kode H S	Uraian golongan barang	Berat bersih (Kg)		Nilai F.O.B. (U S \$)	
		Bulan ini	Kumulatif	Bulan ini	Kumulatif
(1)	(2)	(3)	(4)	(5)	(6)
84133030	Fuel pumps used for engine of motor vehicle designed for transport persons (incl station wagon& racing car) or goods	3 904	51 641	298 193	2 148 166
84133040	Water pumps used for engine of motor vehicle designed for transport persons (incl station wagon& racing car) or goods	33	440	1 091	4 699
84133051	Oth water pump for internal combustion piston engine (ex:marine) with inlet diameter <= 200 mm, centrifugal type	-	185	-	3 406
84133052	Oth water pump for internal combustion piston engine (ex:marine) with inlet diameter > 200 mm, centrifugal type	-	101	-	2 878
84133090	Lubricating medium pump for internal combustion pistonengine	46 394	299 694	1 853 677	11 902 617
84134000	Concrete pumps	15 000	15 045	37 681	37 827
84135031	Water pumps on reciprocating positive displacement, with flow rate <= 8,000 m3/h, electrically operated	535	535	60	60
84135090	Other reciprocating positive displacement pumps (ex: waterpump) with flow rate > 13,000 m3/h	5 899	57 266	39 085	713 955
84136031	Water pumps on rotary positive displacement, with a flow rate <= 8,000 m3/h, electrically operated	939	4 492	4 359	21 886
84136040	Water pumps on rotary positive displacement, with 8,000 m3/h < a flow rate <= 13,000 m3/h	-	16	-	99
84136090	Other rotary positive displacement pumps (ex: water pump)with flow rate > 13,000 m3/h	110	16 669	400	68 536
84137011	Single stage water pump for belt drive/direct coupling withinlet diameter <= 200 mm, centrifugal type	-	212	-	3 878
84137019	Single stage water pump for belt drive/direct coupling withinlet diameter > 200 mm, centrifugal type	103 080	774 082	564 073	4 517 138
84137031	Submersible water pumps with inlet diameter <= 200 mm,centrifugal type	1 053	2 100	20 872	37 374
84137039	Submersible water pumps with inlet diameter > 200 mm,centrifugal type	2 819	24 763	3 640	101 743
84137042	Oth water pump with flow rate<= 8,000 m3/h & inlet diameter<= 200 mm, electrically operated, centrifugal type	4 372	80 493	42 818	534 345
84137043	Oth water pump with flow rate<= 8,000 m3/h & inlet diameter<= 200 mm, not electrically operated, centrifugal type	101	101	1 260	1 260
84137049	Oth water pump with flow rate<= 8,000 m3/h & inlet diameter>200 mm, whether/not electrically operated, centrifugal type	334	1 231	4 596	18 800
84137099	Other water pumps with flow rate > 13,000 m3/h & inletdiameter > 200 mm, centrifugal type	-	22 017	-	248 885
84138113	Water pumps with flow rate <= 8,000 m3/h, electrically operated	289 671	1 625 043	1 403 825	7 957 457
84138114	Water pumps with flow rate <= 8,000 m3/h, not electricallyoperated	-	675	-	4 725
84138115	Water pumps with 8,000 m3/h < flow rate <= 13,000 m3/h	-	300	-	2 660
84138119	Water pumps with flow rate > 13,000 m3/h, whethe/notelectrically operated	9 635	82 162	141 290	1 129 522
84138210	Liquid elevators, electrically operated	-	16 801	-	76 180
84139110	Parts of water pumps	9 625	128 894	79 040	761 676
84139130	Parts of single stage water pumps for belt drive or directcoupling with inlet diameter<= / > 200 mm, centrifugal type	221	21 786	2 845	409 270
84139140	Parts of submersible water pump & oth water pump with flowrate <= & / > 13,000 m3/h & inlet diameter <= / > 200 mm	23 193	219 086	74 663	889 289
84139190	Part of fuel/lubricating/cooling medium pump,concrete pump,reciprocating/rotary positive displacement water pump	52 798	757 621	1 098 321	14 131 125
84139200	Parts of liquid elevators	-	10 100	-	441
84141000	Vacuum pumps	386	17 078	11 899	212 007
84142010	Bicycle pumps	125	546	565	825

Tabel 3 : Ekspor Indonesia menurut Komoditi (Kode HS 8 digit)

Juni 2019

Kode H S	Uraian golongan barang	Berat bersih (Kg)		Nilai F.O.B. (U S \$)	
		Bulan ini	Kumulatif	Bulan ini	Kumulatif
(1)	(2)	(3)	(4)	(5)	(6)
84142090	Hand or foot operated air pumps other than bicycle pumps	716	16 696	39 130	89 293
84143040	Compressors used in refrigerating equip, with refrigerationcapacity > 21.10 kW or displacement revolution >= 220 cc	5 000	27 200	66 500	298 032
84143090	Compressors used in refrigerating equip, with refrigerationcapacity <= 21.10 kW or displacement revolution < 220 cc	21 018	188 665	161 128	2 647 090
84144000	Air compressors mounted on a wheeled chassis for towing	22 348	168 114	171 988	815 615
84145110	Table & box fans with a self-contained electric motor of anoutput <= 125 W	4 916	18 907	21 901	37 301
84145191	Floor,wall,window,ceiling/roof fans of an output <= 125 Wwith protective screen	3 520	11 554	24 606	83 068
84145199	Floor,wall,window,ceiling/roof fans of an output <= 125 Wwith un-protective screen	1 662	34 387	2 891	234 849
84145920	Explosion-proof air fans used in underground mining ofa capacity <= 125 kW	-	986	-	27 199
84145930	Blowers of a capacity <= 125 kW	6 170	39 678	53 981	374 131
84145949	Fans excl: table/floor/wall/similar; explosion-proof air;blower, with capacity <= 125 kW & protective screen	117	439	4 477	15 534
84145950	Blowers of a capacity > 125 kW	314	699	575	3 866
84145991	Fans excl: table/floor/wall/similar; blower, with capacity> 125 kW & protective screen	-	13 780	-	125 746
84145992	Explosion-proof air fans used in underground mining withcapacity > 125 kW	-	157	-	6 982
84145999	Fans excl: table/floor/wall/similar; blower, with capacity> 125 kW & un-protective screen	2 797	4 000	6 573	27 955
84146011	Laminar airflow cabinets fitted with filters in horizontalside <= 120 cm	137 466	1 027 335	701 521	5 705 548
84146019	Hoods ventilation fitted with filter in horizontal side<= 120 cm, other than laminar air flow cabinets	7 441	116 099	42 388	590 078
84146099	Hood ventilation not fitted with filter, not for industrialuse in horizontal side <= 120 cm	300	2 029	7 146	36 092
84148011	Laminar airflow cabinets fitted with filters in horizontalside > 120 cm	11 227	52 569	133 901	690 383
84148019	Hoods ventilation fitted with filter in horizontal side> 120 cm, other than laminar air flow cabinets	98	10 972	2 371	71 134
84148029	Hood ventilation not fitted with filter, not for industrialuse in horizontal side > 120 cm	-	60	-	439
84148030	Free-piston generators for gas turbines	852	28 608	33 017	1 032 750
84148041	Gas compression module for use in oil drilling operations	1 595	2 555 622	28 520	15 610 188
84148042	Compressors used for automotive air conditioners	584 142	5 054 370	9 767 917	84 677 897
84148043	Sealed units for air conditioning machines	-	69	-	13 268
84148049	Compressor excl for refrigerating equip, air, gas in oildrill operation, automotive AC & sealed unit for AC machine	44 555	312 900	692 900	5 228 852
84148050	Air pumps with horizontal side > 120 cm	85 473	592 566	789 836	5 560 324
84148090	Hoods ventilation with horizontal side > 120 cm	274	6 762	1 330	83 609
84149021	Parts of AC machine, refrigerator, electro-mechanicaldomestic app & electric instantaneous/storage water heater	1 236	12 190	16 107	156 175
84149022	Parts of blowers	-	307	-	1 386
84149029	Parts of table, floor, wall, window, ceiling/roof fans &explosion-proof air fans	21 557	103 002	363 312	1 479 167
84149031	Parts of hoods ventilation fitted/not with filter inhorizontal side <= 120 cm	9 705	94 116	64 881	976 472
84149032	Parts of hoods ventilation fitted/not with filter inhorizontal side > 120 cm	511	7 249	2 547	52 809
84149041	Parts of vacuum pumps for electrically operated machines	-	23 518	-	62 651
84149050	Parts of hand or foot operated air pumps	-	6	-	35
84149060	Parts of compressors used in refrigerating equipment	10 698	103 250	191 990	1 446 421
84149071	Parts of air compressors mounted on wheeled chassis fortowing for electrically operated machines	-	201	-	747

Tabel 3 : Ekspor Indonesia menurut Komoditi (Kode HS 8 digit)

Juni 2019

Kode H S	Uraian golongan barang	Berat bersih (Kg)		Nilai F.O.B. (U S \$)	
		Bulan ini	Kumulatif	Bulan ini	Kumulatif
(1)	(2)	(3)	(4)	(5)	(6)
84149091	Part of free piston generator, oil drilling gas/automotiveAC/sealed unit AC compressor for electrically operated	12 887	59 452	164 797	689 911
84149092	Part of free piston generator, oil drilling gas/automotiveAC/sealed unit AC compressor for not electrically operated	376	2 870	76 171	182 050
84151010	AC machines of cooling capacity <= 26.38kW fixed to window,wall, ceiling/floor, self-contained/split-system	78 098	1 702 116	349 347	8 328 037
84151090	AC machines of cooling capacity > 26.38kW fixed to window,wall, ceiling/floor, self-contained/split-system	6 392	148 598	81 547	579 970
84152010	AC machines of cooling capacity <= 26.38 kW used for personin motor vehicles	-	12 799	-	287 295
84152090	AC machines of cooling capacity > 26.38 kW used for personin motor vehicles	23 369	160 794	486 521	3 435 947
84158111	AC mach of cooling capacity <= 21.10kW,incorp refrigerating& reversible heat pump, used in aircraft	3 528	24 576	38 371	192 668
84158119	AC mach of cooling capacity <=21.10kW & air flow rate>67.96m3/min,incorp refrigerating&reversible heat pump,in aircraft	-	43	-	1 810
84158129	AC mach of cooling capacity >26.38kW, incorp refrigerating& reversible heat pump, used in railway rolling stock	-	4	-	10
84158139	AC mach of cooling capacity >26.38kW, incorp refrigerating& reversible heat pump, used in motor vhcl not for person	207	320	7 250	11 018
84158191	AC mach of cooling capacity >21.10kW & air flow rate >67.96m3/min,incorp refrigerating&reversible heat pump, in marine	157	1 569	13 801	123 476
84158193	AC mach of cooling capacity <=21.10kW& air flow rate >67.96m3/min,incorp refrigerating&reversible heat pump, in marine	-	68	-	120
84158219	AC mach of cooling capacity <=21.10kW & air flow rate>67.96m3/min, incorp refrigerating unit, used in aircraft	-	40	-	74
84158239	AC mach of cooling capacity >26.38kW, incorp refrigeratingunit, used in motor vhcl not for person	-	12	-	115
84158299	AC mach of cooling capacity >26.38kW, incorp refrigeratingunit, used in marine	-	2 300	-	49 386
84158311	AC mach of cooling capacity > 21.10kW & air flow rate>67.96m3/min, not incorp refrigerating unit, used in aircraft	-	3 735	-	40 002
84158319	AC mach of cooling capacity <=21.10kW & air flow rate>67.96m3/min, not incorp refrigerating unit, used in aircraft	-	3 971	-	25 719
84158329	AC mach of cooling capacity > 26.38 kW, not incorporatingrefrigerating unit, used in railway rolling stock	400	4 556	2 080	36 207
84158391	AC mach of cooling capacity <= 26.38 kW, not incorporatingrefrigerating unit, used in marine	-	2 682	-	70 413
84158399	AC mach of cooling capacity > 26.38 kW, not incorporatingrefrigerating unit, used in marine	-	5 441	-	26 946
84159013	Part of machine used in aircraft/railway rolling stock witha cooling capacity <= 21.10 kW	3	3	1 000	1 000
84159014	Part of evaporator/condenser for AC machine for motorvehicle with a cooling capacity <= 21.10 kW	21 910	199 940	418 622	3 696 662
84159015	Part of chassis, welded & painted oth than used in aircraftfor railway with a cooling capacity <= 21.10 kW	-	59	-	592
84159019	Part of machine used in marine with a cooling capacity <= 21.10 kW	31 936	183 396	444 757	2 851 015
84159029	Part of machine used in other vehicle with air flow rate<= 67.96 m3/min & 21.10 kW < cooling capacity <= 26.38 kW	693	32 429	18 481	158 190
84159034	Part of machine used in aircraft/RRS with air flow rate> 67.96 m3/min & 26.38 kW < cooling capacity <= 52.75 kW	172	1 631	2 211	22 064
84159045	Part of machine used in other vehicle with air flow rate> 67.96 m3/min & cooling capacity > 52.75 kW	11 606	375 780	298 817	2 856 732

Tabel 3 : Ekspor Indonesia menurut Komoditi (Kode HS 8 digit)

Juni 2019

Kode H S	Uraian golongan barang	Berat bersih (Kg)		Nilai F.O.B. (U S \$)	
		Bulan ini	Kumulatif	Bulan ini	Kumulatif
(1)	(2)	(3)	(4)	(5)	(6)
84159049	Part of machine used in other vehicle with air flow rate<= 67.96 m3/min & cooling capacity > 52.75 kW	19 460	122 139	395 885	2 528 747
84161000	Furnace burners for liquid fuel	-	900	-	9 975
84162000	Furnace burners for pulverised fuel or gas, including combination burners	-	4 992	-	38 308
84163000	Mechanical stokers, including mechanical grates, mechanical ash dischargers and similar appliances	32	4 197	5 250	54 632
84169000	Part of furnace burner for liquid fuel/pulverised fuel/gas,mechanic stoker incl grate, mechanic ash discharge& similar	-	2 352	-	98 106
84171000	Furnace & oven for the roasting, melting or other heat-treatment of ores, pyrites/metals	-	2 789	-	1 843
84172000	Bakery ovens, including biscuit ovens	17 289	194 270	108 728	1 173 218
84178000	Furnace & oven including incinerators for laboratory, non-electric	1 786	13 481	7 559	27 174
84179000	Part of industrial or laboratory furnace and oven, include incinerator, non-electric	-	72 910	-	281 419
84181011	Combined refrigerator-freezer of capacity <= 230 l, fitted with separate external door, household type	2 143 421	16 339 443	8 291 283	62 015 563
84181019	Combined refrigerator-freezer of capacity > 230 l, fitted with separate external door, household type	3 436 282	24 463 971	13 310 363	91 873 989
84181020	Combined refrigerator-freezer of capacity <= 350 l, fitted with separate external door, not household type	-	298	-	1 917
84181090	Combined refrigerator-freezer of capacity > 350 l, fitted with separate external door, not household type	14 597	212 447	44 679	626 282
84182110	Refrigerator of capacity <= 230l, household & compression type	280 928	1 752 219	997 219	6 197 783
84182190	Refrigerator of capacity > 230l, household & compression type	8 720	461 455	16 404	2 162 327
84182900	Refrigerator for household but not compression type	838	19 170	537	21 781
84183010	Freezers of a capacity <= 200 l, the chest type	25	25	90	90
84183090	Freezers of 200 l < capacity <= 800 l, the chest type	1 374	24 096	435	13 998
84184010	Freezers of a capacity <= 200 l, the upright type	50 996	559 785	236 192	2 592 425
84184090	Freezers of 200 l < capacity <= 800 l, the upright type	40	82 467	45	407 810
84185011	Display counter, show-case & similar of capacity > 200 l, incorporate refrigerating equipment, for medical/surgical/laboratory	133	133	1 860	1 860
84185019	Display counter, show-case & similar of capacity > 200 l, incorporate refrigerating equipment, for storage and display	415	22 972	25	196 336
84185099	Chest & cabinet of capacity > 200 l, incorporating freezing equipment, for storage and display	260 206	1 010 656	1 283 317	4 287 402
84186100	Heat pumps other than air conditioning machines	-	400	-	9 332
84186910	Beverage coolers	1 428	6 387	17 940	79 595
84186930	Cold water dispenser	309	321	365	638
84186941	Water chillers with refrigeration capacity > 21.10 kW, for air conditioning machines	-	229	-	7 684
84186949	Water chillers with refrigeration capacity > 21.10 kW, not for air conditioning machines	-	5 757	-	102 203
84186950	Scale ice-maker units	-	507 872	-	6 735 273
84186990	Refrigerating/freezing equipment, other than beverage cooler, water chiller for AC or not & scale ice-maker unit	12 531	188 952	213 917	3 071 425
84189100	Parts of furniture designed to receive refrigerating or freezing equipment	2 021	6 634	9 374	36 032
84189910	Parts of evaporators or condensers	241 877	1 831 554	2 769 473	20 283 701
84189940	Parts of aluminium roll-bonded panel for good of subhead 8418.10.11, 8418.10.19, 8418.21.10, 8418.21.90, 8418.29.00	16 442	130 231	717 904	5 794 594
84189990	Parts of refrigerator, freezer & other refrigerating/freezing equipment, electric or other; heat pump not for AC machines	233 014	1 203 249	3 126 123	13 487 602
84191190	Instantaneous gas water heater not for household type, non-electric	80	66 276	23	88 781
84191910	Storage water heaters for household type, non-electric	748	748	1 044	1 044
84191990	Storage water heaters not for household type, non-electric	190	203	3 198	3 472
84192000	Medical, surgical or laboratory sterilisers	5	1 765	7	11 983
84193140	Dryers for agricultural product, electrically operated	-	79	-	80

Tabel 3 : Ekspor Indonesia menurut Komoditi (Kode HS 8 digit)

Juni 2019

Kode H S	Uraian golongan barang	Berat bersih (Kg)		Nilai F.O.B. (U S \$)	
		Bulan ini	Kumulatif	Bulan ini	Kumulatif
(1)	(2)	(3)	(4)	(5)	(6)
84193190	Dryers for agricultural product, not electrically operated	-	3 002	-	2 014
84193919	Dryer, oth than for agricultural product, wood, paper pulp,paper/paperboard, electrically operated	9 159	330 133	147 916	3 272 514
84194010	Distilling or rectifying plant, electrically operated	17 020	141 108	65 584	744 539
84194020	Distilling or rectifying plant, not electrically operated	-	1 277	-	7 210
84195010	Cooling towers	-	27 986	-	133 861
84195091	Heat exchange units, other than cooling tower, electricallyoperated	167	18 409	4 138	446 960
84195092	Heat exchange units, other than cooling tower, notnot electrically operated	-	1 979	-	24 973
84196010	Machinery for liquefying air/oth gas, electrically operated	28	82	181	925
84198110	Machinery, plant & equipment for making hot drinks/cooking/heating food, electrically operated	5 621	13 561	79 255	199 083
84198120	Machinery, plant & equipment for making hot drinks/cooking/heating food, not electrically operated	68 890	465 080	153 885	1 311 058
84198913	Machinery for processing material by heating, for themanufacture of PCB/PWB/PCA, electrically operated	-	49 000	-	235 918
84198919	Machinery, plant & equipment,oth than for making hot drink/cooking/heating food, electrically operated	66 312	406 135	861 255	5 649 326
84198920	Machinery, plant & equipment,oth than for making hot drink/cooking/heating food, not electrically operated	38	116 263	718	401 894
84199012	Parts of machinery for processing material by heating,for the manufacture of PCB/PWB/PCA, electrically operated	1	71 362	784	53 694
84199013	Parts of casings for cooling towers, electrically operated	-	51 083	-	268 620
84199019	Parts of mach plant/laboratory for cooking/roasting/drying/steaming/similar excl for domestic,electrically operated	44 914	174 750	281 013	1 290 584
84199022	Parts of instantaneous gas water heaters, household type,not electrically operated	-	635	-	2 211
84199029	Parts of mach plant/laboratory for cooking/roasting/drying/steaming/similar excl for domestic,non-electrically operated	2 322	126 383	5 505	891 317
84201010	Mach for dry film/liquid photo resist,photo-sensitive layer,solder paste,solder/adhesive material on PCB/PWB/component	1	3	30	60
84201090	Calendering/rolling mach,oth than for dry film/liquid photoresist/similar on PCB/PWB; ironing mach/wringer for domestic	-	1 201	-	1 442
84209190	Parts of calendering/rolling mach oth than for dry film/liquid photo/similar on PCB/PWB, cylinders	660	3 613	8 556	19 656
84209990	Parts of calendering/rolling mach oth than for dry film/liquid photo/similar on PCB/PWB, not cylinders	-	51 995	-	98 482
84211990	Centrifuges machinery oth than used for sugar manufacture	11 362	69 552	65 169	388 982
84212111	Filtering machinery and apparatus of a capacity <= 500 l/hfor domestic use	910	19 138	11 960	81 260
84212119	Purifying machinery and apparatus of a capacity <= 500 l/hfor domestic use	60 760	191 836	3 151 137	4 581 841
84212122	Filtering or purifying machinery and apparatus for water ofa capacity > 500 l/h, electrically operated	358	9 451	4 745	110 031
84212123	Filtering or purifying machinery and apparatus for water ofa capacity > 500 l/h, not electrically operated	-	475	-	1 386
84212230	Filtering or purifying beverage other than water machinery of a capacity > 500 l/h, electrically operated	-	3 000	-	10 000
84212290	Filtering or purifying beverage other than water machinery of a capacity > 500 l/h, not electrically operated	2 996	9 167	69 944	195 695
84212311	Oil filters of internal combustion engines for machinery ofheading 84.29 or 84.30	750	6 286	24 581	206 651
84212319	Petrol filters of internal combustion engines for machineryof heading 84.29 or 84.30	1 012	86 243	897	319 434
84212321	Oil filters of internal combustion engines for motor vhclof Chapter 87	1 704 935	10 379 780	8 162 839	49 698 643

Tabel 3 : Ekspor Indonesia menurut Komoditi (Kode HS 8 digit)

Juni 2019

Kode H S	Uraian golongan barang	Berat bersih (Kg)		Nilai F.O.B. (U S \$)	
		Bulan ini	Kumulatif	Bulan ini	Kumulatif
(1)	(2)	(3)	(4)	(5)	(6)
84212329	Petrol filter of internal combustion engines for motor vhclof Chapter 87	7 231	98 495	185 792	1 302 094
84212391	Oil filters of internal combustion engines other than formach of heading 84.29/84.30 and motor vehicle of Chapter 87	568	858	30 148	145 739
84212399	Petrol filters for internal combustion engine other than ofmach of heading 84.29/84.30 and motor vehicle of Chapter 87	4	23 289	410	274 115
84212910	Filtering or purifying machinery and apparatus for liquids of a kind suitable for medical, surgical or laboratory use	-	6 054	-	891
84212930	Filtering or purifying machinery and apparatus for liquids of a kind used in oil drilling operations	232	27 297	3 800	50 358
84212940	Petrol filter oth than for medical/surgical/laboratory use,sugar manufacture & oil drilling operations	-	1 168	-	27 973
84212950	Oil filter oth than for medical/surgical/laboratory use,sugar manufacture & oil drilling operations	100	665	5 433	26 685
84212990	Filtering/purifying mach & aparatus, oth than for medical/surgical/laboratory,sugar manufacture&oil drilling operation	6 703	111 553	188 806	503 125
84213110	Intake air filters of internal combustion engines for machof heading 84.29 or 84.30	-	2	-	33
84213120	Intake air filters of internal combustion engines for motorvehicles of Chapter 87	425 143	2 698 186	3 328 867	21 629 754
84213190	Intake air filters for internal combustion engines oth thanof mach of heading 84.29/84.30 and motor vhcl of Chapter 87	9 068	245 975	153 182	3 255 682
84213920	Air purifiers	5 522	38 723	131 942	842 928
84213990	Filtering/purifying mach & aparatus for gases	147 855	426 816	659 008	4 152 843
84219190	Parts of cream separators or centrifuge machinery oth thanused for sugar manufacture	2 021	2 919	6 251	89 711
84219929	Filtering cartridges of petrol filter of mach of heading84.29 or 84.30 and motor vehicle of chapter 87	29 518	251 505	233 054	1 699 860
84219930	Parts of intake air filters for internal combustion engines	9 512	63 228	141 228	748 512
84219994	Parts of filtering machinery&apparatus of capacity<=500 l/hfor domestic use	-	44	-	1 080
84219997	Part of internal combustion engine petrol filter for machhead 84.29/84.30 & oth than for those/motor vhcl Chapter 87	-	2 287	-	98 000
84219998	Part of oil filter oth than for medical/surgical/laboratorysugar manufacture&oil drilling& filtering/purifying for gas	615	5 446	7 124	130 939
84219999	Part of filtering/purifying mach&aparatus for liquid/gas of 8421.21.19-90,8421.29.10,8421.29.30-40,8421.29.90,8421.39.20	47 968	261 255	379 363	1 984 309
84221100	Dish washing machines for household type	51	499	596	3 731
84221900	Dish washing machines not for household type	1 116	9 262	174	28 514
84223000	Mach for filling,closing,sealing/labelling bottle/can/box/oth; capsuling bottle/jars/tube/similar; aerating beverage	-	37 508	-	1 381 816
84224000	Packing/wrapping mach (including heat-shrink wrapping mach)	9 319	197 555	513 380	10 393 260
84229090	Parts of machine of heading 84.22, oth than of dish washingmachines for household type	7 513	73 914	134 472	1 825 566
84231010	Personal weighing machine, including baby scale; householdscale, electrically operated	3	85	2	1 077
84231020	Personal weighing machine, including baby scale; householdscale, not electrically operated	-	160	-	624
84232010	Scales for continuous weighing of goods on conveyors,electrically operated	-	303	-	2 178
84232020	Scales for continuous weighing of goods on conveyors,not electrically operated	664	664	36 150	36 150
84233010	Constant weight scale machinery of material into a bag orcontainer, including hopper scale, electrically operated	-	1 451	-	11 810

Tabel 3 : Ekspor Indonesia menurut Komoditi (Kode HS 8 digit)

Juni 2019

Kode H S	Uraian golongan barang	Berat bersih (Kg)		Nilai F.O.B. (U S \$)	
		Bulan ini	Kumulatif	Bulan ini	Kumulatif
(1)	(2)	(3)	(4)	(5)	(6)
84233020	Constant weight scale machinery of material into a bag or container, including hopper scale, not electrically operated	-	1 593	-	48 317
84238110	Weighing mach of capacity <= 30 kg, electrically operated, oth than of subhead 8421.10, 8423.20 or 8423.30	22 718	162 997	913 907	7 326 245
84238120	Weighing mach of capacity<= 30kg,not electrically operated,oth than of subhead 8421.10, 8423.20 or 8423.30	-	7	-	66
84238211	Weighing mach of 30 kg < capacity <= 1,000 kg,electrically operated, oth than of subhead 8421.10, 8423.20 or 8423.30	-	50	-	200
84238219	Weighing mach of 1,000kg < capacity <= 5,000kg,electricallyoperated, oth than of subhead 8421.10, 8423.20 or 8423.30	-	10 199	-	5 203
84238221	Weighing mach of 30kg< capacity <=1,000kg,not electrically operated, oth than of subhead 8421.10, 8423.20 or 8423.30	-	600	-	600
84238229	Weighing mach of 1,000kg<capacity<=5,000kg,not electricallyoperated, oth than of subhead 8421.10, 8423.20 or 8423.30	-	46	-	604
84238910	Weighing mach of capacity > 5,000kg, electrically operated,oth than of subhead 8421.10, 8423.20, or 8423.30	-	77	-	4 863
84238920	Weighing mach of capacity > 5,000kg, not electricallyoperated, oth than of subhead 8421.10, 8423.20 or 8423.30	84	84	3 749	3 749
84239010	Weighing machine weights	310	754	1 639	36 345
84239021	Part of weighing machinery, electrically operated, oth thanof weighing machine weight	2 864	40 460	123 277	1 608 245
84239029	Part of weighing machinery, not electrically operated, oththan of weighing machine weight	-	139	-	24 472
84241010	Fire extinguisher of kind for aircraft, whether/not charged	273	304	1 191	3 791
84241090	Fire extinguisher oth than of kind for aircraft,whether/notcharged	201	1 014	3 290	10 047
84242011	Spray gun & similar appliance, electrically operated, foragricultural / horticultural	-	1 149	-	37 507
84242019	Spray gun & similar appliance, electrically operated, oththan for agricultural / horticultural	885	9 660	59 870	688 608
84242021	Spray gun & similar appliance, not electrically operated,for agricultural / horticultural	3	17	208	1 053
84242029	Spray gun & similar appliance, not electrically operated,other than for agricultural / horticultural	-	894	-	27 381
84243000	Steam/sand blasting mach & similar jet projecting mach	-	36 154	-	192 003
84244110	Portable hand-operated insecticide sprayer	37 101	331 272	162 405	1 438 475
84244120	Portable sprayer oth than hand-operated insecticide, notelectrically operated, for agricultural/horticultural	-	56	-	3 388
84244190	Portable sprayer oth than hand-operated insecticide,electrically operated, for agricultural/horticultural	-	18 824	-	90 500
84248210	Drip irrigation systems	-	26	-	750
84248230	Mechanical appliances, not electrically operated, foragricultural/horticultural,	-	34	-	80
84248910	Hand-operated household sprayers of capacity <= 3 l	9 745	50 132	28 997	176 622
84248920	Spray heads with dip tubes	-	528	-	3 081
84248940	Wet processing equipment;apparatus for the spot applicationof liquid;apparatus for the application of dry film/similar	71	532	9 954	16 497
84248950	Mechanical appliances, electrically operated, oth than foragricultural/horticultural	389	57 993	9 993	387 960
84248990	Mechanical appliances, not electrically operated, oth thanfor agricultural/horticultural	367	2 779	25 231	100 676
84249010	Parts of fire extinguishers	671	6 352	37 380	206 252
84249023	Parts of spray gun&similar appliance,electrically operated,oth than for agricultural / horticultural	534	1 949	1 572	5 738

Tabel 3 : Ekspor Indonesia menurut Komoditi (Kode HS 8 digit)

Juni 2019

Kode H S	Uraian golongan barang	Berat bersih (Kg)		Nilai F.O.B. (U S \$)	
		Bulan ini	Kumulatif	Bulan ini	Kumulatif
(1)	(2)	(3)	(4)	(5)	(6)
84249029	Parts of spray gun & similar appliance, not electrically operated, oth than for agricultural / horticultural	105	32 066	12 820	498 001
84249030	Parts of steam/sand blasting mach & similar jet projectingmach	83	23 902	185	462 571
84249094	Parts of goods of subheading 8424.41.10, 8424.41.20,8424.49.20 or 8424.82.30	-	95	-	150
84249099	Parts of goods of subheading 8424.89.10, 8424.89.20,8424.89.40, 8424.89.50 or 8424.89.90	16 702	106 360	112 585	944 037
84251100	Pulley tackle and hoists oth than skip hoist/hoist used forraising vehicle, powered by electric motor	119	588	73	7 303
84251900	Pulley tackle and hoists oth than skip hoist/hoist used forraising vehicle, powered oth than by electric motor	25	3 523	5	10 682
84253100	Winches; capstans, powered by electric motor	216	50 466	3 360	257 614
84253900	Winches; capstans, powered oth than by electric motor	40 000	248 664	7 345	559 139
84254100	Built-in jacking systems used in garages	160	3 028	80	7 242
84254210	Jacks used in tipping mechanisms for lorries, hydraulic	18	654	10	372
84254290	Jacks not used in tipping mechanisms for lorries, hydraulic	13 633	549 229	397 643	1 816 646
84254910	Hoists used for raising vehicles, electrically operated	1 340	6 514	4 710	26 892
84254920	Hoists used for raising vehicles, not electrically operated	3 036	35 083	9 394	115 847
84261100	Overhead travelling cranes on fixed support	-	18 037	-	50 555
84261200	Mobile lifting frames on tyres and straddle carriers	512	17 485	58 347	154 702
84261990	Transporter cranes	-	107 410	-	297 916
84262000	Tower cranes	275 193	275 198	100 000	100 294
84263000	Portal or pedestal jib cranes	51 500	76 684	26 705	36 922
84264100	Ships' derrick & works trucks fitted with crane on tyres,self-propelled	-	183 650	-	2 179 100
84264900	Ships' derrick&works trucks fitted with crane not on tyres,self-propelled	-	107 673	-	570 326
84269100	Ships' derrick & works trucks designed for mounting on roadvehicles	-	10	-	44
84269900	Ships' derrick & works trucks not designed for mounting onroad vehicles	-	6 300	-	35 000
84271000	Self-propelled trucks powered by an electric motor	-	10 115	-	92 165
84272000	Self-propelled trucks powered oth than by an electric motor	19 859	87 526	29 166	156 091
84279000	Fork-lift trucks	53 500	322 325	155 136	910 911
84281031	Lifts for passengers	24 099	24 099	77 235	77 235
84281039	Lifts for goods or materials	18	7 362	184	18 517
84281040	Skip hoists	16 143	16 143	3 672	3 672
84282010	Pneumatic elevator & conveyor used for agriculture	-	955	-	2 970
84282090	Pneumatic elevator & conveyor used oth than for agriculture	82	48 767	1 073	1 243 039
84283290	Continuous-action elevator & conveyor, bucket type,other than used for agriculture	3 182	44 452	30 023	276 616
84283390	Continuous-action elevator & conveyor, belt type,other than used for agriculture	-	23 150	-	139 024
84283990	Continuous-action elevator & conveyor, oth than bucket&beltype, other than used for agriculture	12	58 378	16	305 773
84286000	Teleferic, chair-lift, ski-dragline; traction mechanism forfuniculars	97	97	115	115
84289090	Lifting/handling/loading/unloading mach oth than escalator,lift,conveyor,teleferic,auto mach of PCB,mine wagon pusher	88 031	163 035	378 443	1 155 558
84291100	Bulldozers and angledozers, track laying	-	218 920	-	1 375 624
84291900	Bulldozers and angledozers, oth than track laying	-	968 977	-	1 429 597
84292000	Graders and levellers	-	24 418	-	72 379
84293000	Scrapers	1	15	9	169
84294030	Tamping machines	3 333	5 615	525	3 311
84294040	Vibratory smooth drum roller with a centrifugal force drum<= 20 t by weight	296 304	1 621 795	1 406 079	7 414 186
84294090	Road roller other than vibratory	98 000	307 986	125 000	509 082
84295100	Front-end shovel loaders	126 637	4 076 781	849 668	27 857 657
84295200	Machinery shovels with a 360? revolving superstructure	3 695 695	17 735 896	14 911 161	70 565 506

Tabel 3 : Ekspor Indonesia menurut Komoditi (Kode HS 8 digit)

Juni 2019

Kode H S	Uraian golongan barang	Berat bersih (Kg)		Nilai F.O.B. (U S \$)	
		Bulan ini	Kumulatif	Bulan ini	Kumulatif
(1)	(2)	(3)	(4)	(5)	(6)
84295900	Mechanic shovels,excavators & shove loaders, excl front-end shovel, mach 360 revolving superstructure	155 980	4 120 562	101 236	2 955 473
84301000	Pile-drivers and pile-extractors	96 670	98 937	325 737	334 715
84303100	Coal/rock cutters and tunneling machine, self-propelled	-	1	-	220
84303900	Coal/rock cutters and tunneling machine, not self-propelled	2 054	37 846	2 186	835 514
84304100	Boring or sinking machinery; self-propelled, n.e.c. in heading no. 8430	-	5 360	-	311 142
84304990	Oth boring/sinking machinery, not self-propelled, oth thanwellhead platforms&integrad produc modules	462	44 055	7 349	393 949
84305000	Machinery; for handling earth, minerals or ores, self-propelled, n.e.c. in heading no. 8430	-	47 900	-	927 920
84306100	Tamping/compacting machinery, not self propelled	-	712	-	2 041
84306900	Machinery; for moving, levelling, scraping, grading, excavating earth minerals or ores; not self propelled n.e.c in 84.30	-	19	-	1 055
84311013	Parts suitable for used of electric pulley tackle & hoists,winches and capstans, jacks	7 600	15 100	19 000	519 000
84311019	Parts suitable for used oth of electric pulley tackle&hoists, winches and capstans, jacks	6 858	82 029	5 843	213 333
84311029	Parts suitable for used oth of non-electric pulley tackle& hoists, winches and capstans, jacks	217	85 520	3 967	138 099
84312010	Parts suitable for used of self-propelled fork-lift trucks	52	1 065	5 191	26 281
84312090	Parts suitable for used of not self-propelled fork-liftrucks	136 784	664 177	778 359	4 691 668
84313110	Parts suitable for used of passengers lifts&escalatorsand moving walkways	8	301	84	6 769
84313120	Parts suitable for used of non passengers lift&skip hoists	2 877	45 864	12 717	256 020
84313910	Part suitable for mach 84.28,excl lift,skip hoist/escalator,of subhead 8428.20.10/8428.32.10/8428.33.10/8428.39.10	271	19 711	18 967	255 127
84313940	Parts suitable for machinery of auto mach for the transport, handling&storage of PCB/PWB/PCA	-	8	-	4 625
84313990	Parts suitable for oth machinery 84.28, oth than lift,skip hoist/escalators	11 535	201 881	107 376	1 774 194
84314110	Buckets, shovels, grabs and grips,for ships' derricks,cranes, mobile lifting and work truck fitted with a crane	7 127	19 763	67 905	165 592
84314190	Buckets, shovels, grabs and grips,for fork-lift trucks,oth works trucks fitted with lifting/handling equipment	31 513	392 766	93 681	821 356
84314200	Bulldozer or angledozer blades	-	7 338	-	29 561
84314300	Parts of boring/sinking machinery of oth boring/sinkingmachinery	84 348	1 170 301	597 880	12 743 417
84314910	Parts suitable for ships derricks, cranes, oth than buckets,shovels, grabs and grips,bulldozer/angledozer blades	413 117	3 236 498	629 653	4 956 155
84314920	Cutting edges or end bits for scrapers,graders/levellers	1 317 675	9 637 372	5 233 520	39 470 764
84314950	Parts of road rollers	124 915	631 190	301 120	1 888 201
84314960	Oth parts of machinery of snow-ploughs and snow-blowers	-	1 765	-	15 822
84314990	Oth parts suitable use of oth moving, grading, levelling,scraping, excavating, tamping, compacting	2 565 748	24 463 232	7 655 941	74 617 809
84321000	Ploughs	-	40	-	60
84322100	Disc harrows	-	50	-	25
84322900	Scarifiers, cultivators, weeders, hoesand oth harrows	10	296	5	547
84324100	Manure spreaders	-	1 043	-	5 256
84328010	Other machinery for soil preparation/cultivationof agricultural/horticultural	-	1 156	-	1 346
84328020	Lawn/sports-ground rollers	-	30	-	891
84328090	Other machinery for soil preparation/cultivation	591	2 032	1 363	4 046
84329010	Parts of machinery of subheading 8432.80.90	-	54 096	-	1 092 489
84329090	Parts of oth agricultural, horticultural/forestry mach for soil preparation/cultivation	575	6 127	14 252	61 747
84331100	Mowers for lawns,parks/sports-grounds, powered, with cutting device rotating on horizontal plane	20	99	30	583

Tabel 3 : Ekspor Indonesia menurut Komoditi (Kode HS 8 digit)

Juni 2019

Kode H S	Uraian golongan barang	Berat bersih (Kg)		Nilai F.O.B. (U S \$)	
		Bulan ini	Kumulatif	Bulan ini	Kumulatif
(1)	(2)	(3)	(4)	(5)	(6)
84331990	Mowers for lawns,parks/sports-grounds, powered, with oth than cutting device rotating on horizontal plane	-	2 858	-	6 900
84332000	Mowers; n.e.c. in item no. 8433.1 (including cutter bars for tractor mounting)	-	250	-	5 287
84335200	Threshing machinery; other than combine harvester-threshers	-	3 626	-	20 562
84336020	Machine for cleaning, sorting/grading eggs,fruit/oth agricultural produce, non electric	40	40	350	350
84339010	Parts of castors wheels, of a diameter 100mm<diameter<250mmwheel's width>30mm	104	119	68 340	68 429
84339030	Parts of not powered mowers for lawn, parks/sport-grounds	50	130	50	92
84339090	Parts of oth harvesting/threshing machinery	1 273	2 531	584	20 377
84349090	Suitable parts of milking & dairy mach. with not electrically operated	-	598	-	39 216
84351010	Presses,crushers&similar mach. used in manfc of wine, ciderfruit juices/similar, electrically operated	-	435	-	653
84351020	Presses,crushers&similar mach. used in manfc of wine, ciderfruit juices/similar, not electrically operated	-	1 512	-	15 120
84359010	Parts of presses,crushers&similar mach. used in manfc of wine, cider, fruit juices/similar, elect operated	-	105	-	2 138
84361010	Machinery for preparing animal feedingstuffs, electrically operated	-	690	-	22 042
84362110	Poultry incubators & brooders, electrically operated	-	100	-	220
84362120	Poultry incubators & brooders, not electrically operated	-	157	-	135
84362920	Poultry-keeping machinery, not electric operated	-	15	-	5
84368011	Oth agricultural/holticultural machinery, electricallyoperated	-	1 834	-	12 600
84368019	Oth forestry, poultry-keep/bee-keep machinery, electricallyoperated	-	2 540	-	142 336
84369110	Parts of poultry-keep mach./poultry incubator&broodersof elect operated mach. and equipment	75	291	3 450	3 814
84369911	Parts of oth agricultural/holticultural mach.electrically operated & equipments	-	627	-	2 981
84369919	Parts of oth forestry, poultry-keep/bee-keep machinery electrically operated & equipments	-	170	-	13 643
84371010	Mach. for cleaning,sorting/grading seed for grains; winnowing&similar clean mach, electrically operated	-	290	-	479
84371030	Mach. for cleaning,sorting/grading seed for oth than grainselectrically operated	-	677	-	5 045
84371040	Mach. for cleaning,sorting/grading seed for oth than grainsnot electrically operated	-	7 364	-	2 167
84378010	Rice hullers & cone type rice mills machinery, electricallyoperated	232	963	70	1 312
84378020	Rice hullers & cone type rice mills machinery, notelectrically operated	1 828	9 344	3 924	19 956
84378030	Industrial type coffee and corn mills machinery, electrically operated	60	3 784	65	35 583
84378040	Industrial type coffee and corn mills machinery, notelectrically operated	50	504	75	824
84378051	Polishing mach. for rice,sifting&sieving mach bran cleaning&husking mach, electrically operated	200	6 060	1 100	40 526
84378059	Other machine used in the milling indust or working of cerals, electrically operated	2 812	13 397	4 235	25 889
84378061	Polishing mach. for rice,sifting&sieving mach bran cleaning&husking mach, not electrically operated	-	903	-	13 750
84378069	Other machine used in the milling indust or working of cerals, not electrically operated	-	5 911	-	3 721
84379011	Parts of elect operated mach for cleaning, sorting/gradingseed, grain/dried vegetables	15	159	30	170
84379029	Parts of non elect operated mach for used in the milling industry/for the working of cereals/dried vegetables	18 735	138 158	46 333	503 694
84381010	Bakery mach&mach.for manufacture of macarony, spagettior similar products, electrically operated	56 877	145 627	39 750	1 339 687
84381020	Bakery mach&mach.for manufacture of macarony, spagettior similar products, not electrically operated	-	100	-	690

Tabel 3 : Ekspor Indonesia menurut Komoditi (Kode HS 8 digit)

Juni 2019

Kode H S	Uraian golongan barang	Berat bersih (Kg)		Nilai F.O.B. (U S \$)	
		Bulan ini	Kumulatif	Bulan ini	Kumulatif
(1)	(2)	(3)	(4)	(5)	(6)
84382010	Mach.for the manufacture of confectionery, cocoa/chocolateelectrically operated	150	35 440	5 850	224 765
84382020	Mach.for the manufacture of confectionery, cocoa/chocolatenot electrically operated	-	1	-	57
84384000	Brewery machinery	93 605	93 605	174 968	174 968
84385010	Mach.for the preparation of meat or poultry, electricallyoperated	25	2 296	142	43 371
84386010	Mach.for the preparation of fruits, nuts or vegetables,electrically operated	2 141	9 519	2 765	81 459
84386020	Mach.for the preparation of fruits, nuts or vegetables,not electrically operated	-	161	-	1 507
84388011	Coffee pulpers, electrically operated	-	600	-	1 835
84388012	Coffee pulpers, not electrically operated	-	94	-	601
84388021	Mach.for the preparation of fish, crustaceans or molluscs,electrically operated	-	202	-	1 786
84388091	Other machine for the industrial preparation/manufacture,electrically operated	4 080	90 299	142 655	2 231 569
84388092	Other machine for the industrial preparation/manufacture,not electrically operated	395	1 175	30 909	69 117
84389011	Parts of goods of electric machinery for sugar manufacture	-	285	-	19 727
84389019	Parts of goods of oth elect mach for industrial preparationor manufacture of food/drink, oth than sugar &coffee pulper	13 170	54 845	187 652	1 402 893
84389029	Parts of goods of oth non elect mach for industrialprep/manufact of food/drink, oth than sugar &coffee pulper	32	1 098	10 572	14 999
84393000	Machinery for finishing paper/paperboard	-	1 700	-	31 877
84399100	Part of machine for making pulp of fibrous cellulosic material	-	8 523	-	69 268
84399900	Parts of machine for making/finishing paper/paperboard	93 314	320 266	261 360	1 800 649
84401010	Book-binding machinery, incl book-sewing machines,electrically operated	-	4 011	-	3 017
84401020	Book-binding machinery, incl book-sewing machines,not electrically operated	1	1	1	1
84409010	Parts of book-binding machinery, incl book-sewing machinesof electrically operated machines	-	4 020	-	11 700
84411010	Cutting paper pulp, paper/paperboard machines,electrically operated	35	57 668	35	230 219
84411020	Cutting paper pulp, paper/paperboard machines,not electrically operated	20	6 100	15	13 065
84413010	Mach.for making cartons, boxes, cases, tubes, drums, orsimilar containers, oth than by moulding, elect operated	-	3 219	-	38 060
84414020	Mach.for moulding articles in paper pulp, paper/paperboardnot electrically operated	-	20 000	-	4 596
84418010	Oth machinery for making up paper pulp,paper/paperboardelectrically operated	60	18 210	2 117	69 550
84419010	Parts of mach.for making up paper pulp, paper/paperboard,of electrically operated machines	597	3 605	5 683	125 926
84423010	Mach,aparatus&equip for preparing/making plates, cylinders/other printing components, electrically operated	-	1 150	-	34 000
84423020	Mach,aparatus&equip for preparing/making plates, cylinders/other printing components, not electrically operated	-	5	-	65
84424010	Part of electric machinery, aparatus&equip for preparing/making plates, cylinders/other printing components	-	4	-	219
84424020	Part of non-electric machinery, aparatus&equip for preparing/making plates, cylinders/other printing component	-	5	-	511
84425000	Plates, cylinders&oth print components, plates,cyl & lithograph stones, prepared for print purpose	191	11 589	28 668	180 578
84431100	Offset printing machinery, reel-fed	32 836	51 204	14 121	78 545
84431200	Offset printing machinery, sheet-fed, office type(use sheet<=22x36cm in unfolded state)	-	12	-	475

Tabel 3 : Ekspor Indonesia menurut Komoditi (Kode HS 8 digit)

Juni 2019

Kode H S	Uraian golongan barang	Berat bersih (Kg)		Nilai F.O.B. (U S \$)	
		Bulan ini	Kumulatif	Bulan ini	Kumulatif
(1)	(2)	(3)	(4)	(5)	(6)
84431300	Printing machinery; offset, n.e.c. in item no. 8443.1	-	217 718	-	927 878
84431400	Letterpress printing machinery, reel-fed,excl flexographic printing	-	933	-	25 385
84431500	Letterpress printing machinery, oth than reel-fed,excl flexographic printing	-	469	-	4 323
84431600	Flexographic printing machinery	125	5 289	3 728	18 652
84431900	Printing machinery; used for printing by means of plates, cylinders and other printing components of heading 84.42, n.e.c. in item no. 8443.1	110	40 835	150	165 435
84433111	Colour printer copier, printing by the ink-jet process, capable of connect to an auto data process mach/to network	1 415	2 587	168 080	267 803
84433119	Non-colour printer copier, printing by the ink-jet process, capable of connect to an auto data process mach/to network	4 478	23 784	7 200	55 909
84433121	Colour printer copier, printing by the laser process, capable of connect to an auto data process mach/to network	-	18	-	240
84433129	Non-colour printer copier, printing by the laser process, capable of connect to an auto data process mach/to network	-	48	-	1 169
84433131	Combination printer-copier-facsimile machines, colour, capable of connect to an auto data process mach/to network	-	5 250	-	6 200
84433139	Combination printer-copier-facsimile machines, non-colour, capable of connect to an auto data process mach/to network	-	22	-	110
84433191	Combination printer-copier-scanner-facsimile machines, capable of connect to an auto data process mach/to network	2 918 381	20 454 260	54 453 716	380 562 164
84433199	Oth mach which perform >= 2 function of printing, copying/facs, capable of connect to an auto data process/network	52	1 954	9 768	46 944
84433211	Dot matrix printers, colour, capable of connect to an auto data processing mach/to a network	-	876	-	70 437
84433219	Dot matrix printers, non colour, capable of connect to an auto data processing mach/to a network	546 235	3 862 798	9 868 181	68 362 086
84433221	Printer ink-jet printers, colour, capable of connect to an auto data processing mach/to a network	384 984	2 266 449	6 311 161	37 880 752
84433229	Printer ink-jet printers, non colour, capable of connect to an auto data processing mach/to a network	815	9 311	665	49 883
84433231	Laser printers, colour, capable of connect to an auto data processing mach/to a network	-	6	-	1 716
84433239	Laser printers, non colour, capable of connect to an auto data processing mach/to a network	-	51	-	3 307
84433250	Screen printing mach. for the manufacture of PCB/PWB, capable of connect to an auto data process mach/to network	-	40	-	500
84433290	Oth printers, copying mach & facsimile, not combined; capable to connect to network	187 517	668 685	7 014 605	24 512 710
84433930	Other photocopying apparatus incorporating an optical system	-	194	-	399
84433940	Ink-jet printer, not capable of connect to a network	45	204	1 080	8 051
84433990	Oth printers, copying mach & facsimile, not capable to connect to a network	-	543	-	39 045
84439100	Parts & acc of printing mach used for printing by means of plates, cylinder & oth printing components of head 84.42	148 513	1 020 029	8 406 816	53 516 177
84439910	Parts & acc of screen printing mach for the manufacture of PCB/PWB	-	259	-	19 558
84439920	Ink-filled printer cartridges	226 804	475 362	5 820 850	10 646 585
84439930	Paper feeders, paper sorters	23	23	600	600
84439990	Parts and accessories of other printing machinery	46 443	176 197	2 228 277	8 190 331
84440010	Mach. For extruding, drawing, texturing/cutting man-made textile materials, electrically operated	-	140	-	21 510
84451110	Carding machines, electrically operated	25 945	582 717	26 394	527 520

Tabel 3 : Ekspor Indonesia menurut Komoditi (Kode HS 8 digit)

Juni 2019

Kode H S	Uraian golongan barang	Berat bersih (Kg)		Nilai F.O.B. (U S \$)	
		Bulan ini	Kumulatif	Bulan ini	Kumulatif
(1)	(2)	(3)	(4)	(5)	(6)
84451940	Oth machines for preparing textile fibres, electricallyoperated	-	27 750	-	102 900
84452010	Textile spinning machines, electrically operated	-	71 645	-	120 005
84453010	Textile doubling or twisting machines, electrically operated	-	82 990	-	33 871
84454010	Textile winding (incl weft-winding) or reeling machines, electrically operated	-	1 000	-	18 000
84454020	Textile winding (incl weft-winding) or reeling machines, not electrically operated	-	19 308	-	148 430
84459010	Mach.for preparing textile for use on electric operatedmach for weaving and knitting/stitch-bonding	-	9 340	-	40 516
84461010	Weaving machines (looms) for weaving fabrics of a width <=30 cm, electrically operated	-	14 500	-	21 500
84462100	Weaving machines (looms) for weaving fabrics of a width>30 cm, power looms shuttle type	54 716	54 716	66 000	66 000
84462900	Weaving machines (looms) for weaving fabrics of a width>30 cm, oth than power looms shuttle type	-	3 000	-	3 534
84463000	Weaving machines (looms) for weaving fabrics of a width>30 cm, shuttleless type	-	301 713	-	370 370
84471110	Circular knitting mach with cylinder diameter <=165 mm,electrically operated	-	68	-	3 838
84471120	Circular knitting mach with cylinder diameter <=165 mm,not electrically operated	-	3	-	468
84471210	Circular knitting mach with cylinder diameter >165 mm,electrically operated	-	823	-	111
84472010	Flat knitting machines, stitch-bonding machines, electrically operated	6	39 006	472	69 572
84479010	Mach for making gimped yarns, tulle, lace, embroidery &mach for tufting, electrically operated	-	13 027	-	163 844
84479020	Mach for making gimped yarns, tulle, lace, embroidery &mach for tufting, not electrically operated	4	218	893	10 994
84481110	Dobbies and Jacquard, card reducing, copying, punching/assembling mach for use therewith, electrically operated	-	18 233	-	63 387
84481120	Dobbies and Jacquard, card reducing, copying, punching/assembling mach for use therewith, not electrically operated	-	1	-	21
84481910	Oth auxiliary mach for electric operated mach for knitting,weaving, preparing textile fibres, and extruding/drawing	-	77	-	281
84481920	Oth auxiliary mach for nonelectric operated mach for knitting, weaving, preparing textile fibres, and extruding	3	7	10	14
84482000	Parts & acc or auxiliary machines of machine for extruding,drawing, texturing/cutting man-made textile materials	3 542	25 343	316 623	2 757 356
84483100	Card clothing	-	29 250	-	168
84483200	Part & acc of machines for preparing textile fibres, oth than card clothing	-	12 354	-	30 642
84483300	Spindel, spindel flyers, spinning rings and ring travellers	-	369	-	15 807
84483900	Machines; parts and accessories of machines or auxiliary machinery of heading no. 8445, n.e.c. in item no. 8448.3	51	1 834	1 596	31 197
84484200	Reeds for looms, healds and heald-frames	221	2 980	19 004	224 759
84484911	Shuttles for electrically operated machines	-	1 251	-	39 943
84484991	Oth parts&acc of weaving machines/of their auxiliary mach, other than shuttles, of electrically operated machines	3 647	21 083	199 417	1 321 948
84485100	Sinker, needles and other articles used on formingstitches	10	2 147	715	41 951
84485900	Machines; parts and accessories of machines or auxiliary machinery of heading no. 8447, other than sinkers, needles and other articles used in forming stitches	9	879	3 848	32 762
84501110	Household/laundry-type washing mach,full-auto mach, each of a dry linen capacity<=6 kg	823	3 296	640	2 348
84501190	Household/laundry-type washing mach,full-auto mach, each of a dry linen capacity>6 kg but<=10kg	18 717	82 348	75 598	313 147

Tabel 3 : Ekspor Indonesia menurut Komoditi (Kode HS 8 digit)

Juni 2019

Kode H S	Uraian golongan barang	Berat bersih (Kg)		Nilai F.O.B. (U S \$)	
		Bulan ini	Kumulatif	Bulan ini	Kumulatif
(1)	(2)	(3)	(4)	(5)	(6)
84501210	Household/laundry-type washing mach, with built-in centrifugal drier, each of a dry linen capacity<=6 kg	3 426	10 043	7 323	24 759
84501290	Household/laundry-type washing mach, with built-in centrifugal drier, each of a dry linen 6kg>capacity<=10kg	14 231	182 434	55 489	677 303
84501911	Other household/laundry-type washing mach, electricallyoperated, each of a dry linen capacity<=6 kg	-	35	-	85
84501919	Other household/laundry-type washing mach, electricallyoperated, each of a dry linen capacity>6 kg but not<=10kg	-	521	-	2 140
84501999	Other household/laundry-type washing mach, not electricallyoperated, each of a dry linen capacity>6 kg but not<=10kg	125	2 560	634	2 973
84502000	Household/laundry-type waching mach, each of a dry linen capacity>10kg	31 000	71 469	129 500	299 087
84509010	Parts of washing machine with each of a dry linen cap>10kg	-	16	-	58
84509020	Parts of washing machine with each of a dry linen cap<=10kg	961	4 104	6 028	27 114
84511000	Dry cleaning machines	6 488	18 013	27 900	80 994
84512900	Drying machines, each of a dry linen capacity>10 kg	-	900	-	3 225
84513090	Ironing machines and presses (incl. fusing presses), other than single roller type	-	1 907	-	11 476
84514000	Washing, bleaching or dyeing machines	-	1	-	0
84515000	Machines for reeling, unreeling, folding, cutting/pinking textile fabrics	-	2 500	-	45 000
84518000	Machinery; wringing, dressing, finishing, coating/impregnating textile yarns, fabrics/made up textile articles; applying paste to base fabric used in manufacture/floor coverings	-	90 041	-	228 142
84519090	Parts of machines of a dry linen capacity>10 kg	1	8 200	38	34 246
84521000	Sewing machines of the household type	9 140	25 465	106 037	240 283
84522100	Sewing machines; (not household type), automatic units	2 602	13 271	162 960	314 144
84522900	Sewing machines; not household or automatic unit type	904	13 128	8 905	220 775
84523000	Sewing machine needles	-	670	-	20 118
84529011	Arm&beds, stans with or w/o centre frames, flywheel, belt guards, treadles/pedals of household type of sewing machines	89	50 489	189	50 589
84529012	Furniture, bases and covers and parts there of householdtype of sewing machines	-	29 066	-	49 788
84529019	Oth parts of sewing machines of machinery of householdtype of sewing machines	4	253	636	6 156
84529091	Arm&beds, stans with or w/o centre frames, flywheel, belt guards, treadles/pedals of non household type sewing machine	-	129	-	2 009
84529099	Oth parts of sewing machines of machinery of non householdtype of sewing machines	7	4 114	90	4 150
84531010	Machinery for preparing, tanning/working hides, skins/leather, electrically operated	-	46 148	-	100 059
84531020	Machinery for preparing, tanning/working hides, skins/leather, not electrically operated	-	5	-	20
84532010	Machinery for making/repairing footwear, electricallyoperated	1 153	64 053	47 861	480 444
84532020	Machinery for making/repairing footwear, not electricallyoperated	-	220	-	400
84538020	Oth mach for make/repaire footwear,oth than sewing machine,not electrically operated	-	200	-	1 372
84539000	Parts of machinery for preparing,tanning/working hides,skins, leather	13	733	5 597	36 089
84541000	Converters	12	237	6	5 578
84542000	Ingot moulds and ladles	1 513	32 145	11 583	285 313
84543000	Casting machines	3 900	19 900	55 554	65 506
84549000	Partrs of converts, ladles, ingot moulds & casting machines	886	7 801	37 432	334 075
84553000	Rolls of rolling mills	-	83 230	-	36 370
84559000	Metal-rolling mills; parts thereof	54 530	143 095	59 509	98 973

Tabel 3 : Ekspor Indonesia menurut Komoditi (Kode HS 8 digit)

Juni 2019

Kode H S	Uraian golongan barang	Berat bersih (Kg)		Nilai F.O.B. (U S \$)	
		Bulan ini	Kumulatif	Bulan ini	Kumulatif
(1)	(2)	(3)	(4)	(5)	(6)
84561100	Mach tool for work any material by removal material,operated by laser	7 535	13 990	59 051	239 905
84562000	Mach tool for work any material by removal material,operated by ultrasonic processes	-	5 336	-	24 860
84563000	Mach tool for work any material by removal material,operated by electro-discharge processes	7 990	7 990	50 493	50 493
84564010	Mach tool for work any material by removal material,by plasma arc processes, for manufact of PCB/PWB	-	1	-	29
84564090	Mach tool for work any material by removal material,by plasma arc processes, for oth than manufact of PCB/PWB	150	43 020	8 812	116 812
84569090	Wet processing equip for application by immersion ofelectrical solutions, for oth purposes	-	19 370	-	105 230
84571010	Machining centres of spindle power <= 4kW	-	34	-	10 386
84571090	Machining centres of spindle power > 4 kW	-	119 716	-	639 917
84572000	Unit construction machines (single station)	-	3 640	-	5 000
84573000	Multi-station transfer machines	-	1 070	-	31 585
84581190	Horizontal lathes, numerical controlled,spindle power >4 kW	-	27 105	-	248 457
84589100	Lathes; for removing metal, numerically controlled, other than horizontal lathes	230	16 105	3 704	142 077
84589990	Oth than horizontal lathes, not numerical controlled, with the distance between the main spindle centre&the bed>300mm	-	10 754	-	54 519
84591010	Way-type unit head machines, electrically operated	-	11 062	-	72 728
84592910	Other drilling machines, not numerically controlled,electrically operated	1 061	1 301	50 971	53 392
84592920	Other drilling machines, not numerically controlled,not electrically operated	1 632	1 672	11 830	14 939
84593910	Other boring-milling machines, not numerically controlled,electrically operated	-	3 031	-	73 971
84594100	Machine-tools; for boring by removing metal, numerically controlled boring machines, n.e.c. in heading 8459	-	14 200	-	6 490
84595100	Milling machines, knee-type, numerically controlled	-	19 050	-	97 642
84596100	Machine-tools; for milling by removing metal, (not knee-type), numerically controlled	5 100	15 750	61 635	298 668
84596910	Other milling machines, not numerically controlled,electrically operated	-	1 500	-	1 792
84597010	Other threading or tapping machines, electrically operated	-	2 360	-	72 200
84601900	Flat-surface grinding machines, not numerically controlled	10	12 380	525	96 759
84602300	Machine-tools; cylindrical grinding machines (excluding flat-surface and centreless), numerically controlled	-	74	-	336
84602910	Other grinding machines, not numerically controlled,electrically operated	-	30 069	-	309 628
84602920	Other grinding machines, not numerically controlled,not electrically operated	4 166	4 425	23 926	34 722
84603110	Mach tools, numerically controlled, for sharpening drillingbits,shank diameter<=3,175mm, fixed collets, power<=0.74kW	-	63	-	1 605
84603190	Mach tools, numeric controlled, for sharpen drill bits oththan shank diameter<=3,175mm, fixed collets, power<=0.74kW	-	2 013	-	5 222
84604010	Honing or lapping machines, electrically operated	-	3 100	-	16 451
84604020	Honing or lapping machines, not electrically operated	-	3	-	6
84609010	Oth mach-tools for deburring, sharpening, grinding, honing, lapping, or similar, electrically operated	-	5	-	515
84609020	Oth mach-tools for deburring, sharpening, grinding, honing, lapping, or similar, not electrically operated	-	15	-	1 211
84612010	Shaping or slotting machines, electrically operated	3	4 918	117	317 525
84612020	Shaping or slotting machines, not electrically operated	3	43	6	81
84613010	Broaching machines, electrically operated	-	3 080	-	18 204
84613020	Broaching machines, not electrically operated	-	14 488	-	11 496
84614010	Gear cutting, gear grinding/gear finishing machines, electrically operated	-	23	-	71

Tabel 3 : Ekspor Indonesia menurut Komoditi (Kode HS 8 digit)

Juni 2019

Kode H S	Uraian golongan barang	Berat bersih (Kg)		Nilai F.O.B. (U S \$)	
		Bulan ini	Kumulatif	Bulan ini	Kumulatif
(1)	(2)	(3)	(4)	(5)	(6)
84614020	Gear cutting, gear grinding/gear finishing machines, not electrically operated	-	154	-	490
84615010	Sawing or cutting-off machines, electrically operated	272	9 087	170	32 190
84615020	Sawing or cutting-off machines, not electrically operated	-	138	-	1 879
84619011	Oth mach-tool for planing,shaping,gear cutting,not elsewhrespecified, planing machines, electrically operated	-	579	-	1 216
84619019	Oth mach-tool for planing,shaping,gear cutting,not elsewhrespecified, oth than planing machines, electric operated	-	8 432	-	48 659
84619099	Oth mach-tool for planing,shaping,gear cutting,not elsewhrespecified, oth than planing machines, not electric operated	599	8 373	42 708	504 386
84621010	Forging or die-stamping (incl presses) & hammers,electrically operated	334	93 698	206	325 068
84621020	Forging or die-stamping (incl presses) & hammers,not electrically operated	-	11 210	-	30 698
84622100	Bending, folding, straightening/flattering mach (inclpresses), numerically controlled	-	193 807	-	1 321 460
84622910	Bending, folding, straightening/flattering mach (inclpresses), not numerically controlled, electrically operated	26 140	42 060	55 607	264 340
84622920	Bending, folding, straightening/flattering mach (inclpresses), not numerically controlled, not electric operated	-	2 610	-	2 302
84623100	Shearing mach (incl presses),oth than combined punching&shearing mach, numerically controlled	-	6 000	-	2 000
84623910	Shearing mach (incl presses),oth than combined punching&shearing mach, not numerically controlled, elect operated	653	8 173	5 472	13 116
84624910	Punching/notching machines (incl presses),incl combinedpunching&shearing, not numerically controlled, elect operate	920	2 299	500	61 773
84624920	Punching/notching machines (incl presses),incl combinedpunching&shearing, not numerical controll, not elect operate	-	15	-	200
84629100	Hydraulic presses	1	31 146	1 575	144 996
84629950	Oth mach-tools for (incl presses) working metal by forging,hammering/die-stamping, electrically operated	182 160	260 614	264 215	464 205
84629960	Oth mach-tools for (incl presses) working metal by forging,hammering/die-stamping, not electrically operated	-	1 853	-	580
84632010	Thread rolling machines, electrically operated	-	3 747	-	13 102
84633010	Machines for working wire, electrically operated	1 190	119 098	72 226	400 369
84633020	Machines for working wire, not electrically operated	-	17 209	-	6 600
84639010	Other mach-tools for working metals/cermets, w/o removingmaterial, electrically operated	-	18 110	-	14 664
84641010	Sawing machines for working stone, ceramics/like mineralmaterials/for cold-working glass, electrically operated	-	3 768	-	9 700
84642010	Grinding/polishing mach for working stone, ceramics/likemineral material/for cold-work glass,electric operated	-	2 454	-	8 266
84642020	Grinding/polishing mach for working stone, ceramics/likemineral material/for cold-work glass,not electric operated	-	2 328	-	34 239
84649010	Oth machines for working stone, ceramics/like mineralmaterials/for cold-working glass, electrically operated	57	2 976	40	90 161
84649020	Oth machines for working stone, ceramics/like mineralmaterials/for cold-working glass, not electrically operated	-	7	-	252
84652000	Machining centres	-	2 090	-	19 645
84659110	Sawing machines for scoring PCB/ PWB or PCB/PWB substrateselectrically operated	1 779	21 320	2 113	102 081

Tabel 3 : Ekspor Indonesia menurut Komoditi (Kode HS 8 digit)

Juni 2019

Kode H S	Uraian golongan barang	Berat bersih (Kg)		Nilai F.O.B. (U S \$)	
		Bulan ini	Kumulatif	Bulan ini	Kumulatif
(1)	(2)	(3)	(4)	(5)	(6)
84659120	Oth sawing machines for scoring PCB/ PWB or PCB/PWB substrates, electrically operated	227	721	20	1 027
84659130	Oth sawing machines for scoring PCB/ PWB or PCB/PWB substrates, not electrically operated	-	1 903	-	2 712
84659210	Planing, milling/moulding mach for routing PCB/PWB or PCB/PWB substrates, accepting router bits with shank D<=3.175mm	-	8	-	3 299
84659220	Oth planing, milling/moulding (by cutting) machines,electrically operated	-	669	-	3 300
84659310	Grinding, sanding or polishing machines, for working woodcork, bone/similar hard materials, electrically operated	-	101	-	1 908
84659410	Bending/assembling mach, for working wood, cork, bone/similar hard materials, electrically operated	-	20	-	15 293
84659420	Bending/assembling mach, for working wood, cork, bone/similar hard materials, not electrically operated	-	50	-	350
84659510	Drilling mach for manufact of PCB/PWB, with a spindle speed>50,000rpm and accept drill bits of shank D<=3.175mm	-	40	-	50
84659530	Other drilling/morticing machines, for working wood, cork,bone/similar hard materials, electrically operated	-	6	-	24
84659540	Other drilling/morticing machines, for working wood, cork,bone/similar hard materials, not electrically operated	-	175	-	255
84659610	Splitting, slicing/paring machines, for working wood, cork,bone/similar hard materials, electrically operated	-	15 500	-	67 797
84659940	Oth mach tools for working wood, cork, bone/similar hardmaterials, lathes, not electrically operated	-	1 450	-	1 600
84659950	Mach for deburring the surfaces of PCB/PWB during manufact,mach for scoring&laminating presses for PCB/PWB/substrates,	-	25	-	324
84659960	Oth mach tools for working wood, cork, bone/similar hardmaterials, electrically operated	-	51	-	929
84659990	Oth mach tools for working wood, cork, bone/similar hardmaterials, not electrically operated	-	11 030	-	177 563
84661010	Tool holder&self-opening diehead for mach of 84569010, 84569020/84603110/84659110/84659210/84659510/84659950	-	2 848	-	107 336
84661090	Tool holder&self-opening diehead for mach oth of 84569010&84569020/84603110/84659110/84659210/84659510/84659950	1 784	7 841	108 406	308 916
84662010	Work holders for mach of 85469010, 84569020, 84603110,84659110, 84659210, 84659510, 84659950	-	1 003	-	2 939
84662090	Work holders for mach oth than of 85469010, 84569020,84603110, 84659110, 84659210, 84659510, 84659950	21 383	178 409	65 082	555 830
84663010	Dividing heads&oth special for mach of subheading 84569010&84569020, 84603110, 84659110, 84659210, 84659510/84659950	-	2	-	223
84663090	Dividing heads&oth special for mach oth than of subheading84569020, 84603110, 84659110, 84659210, 84659510/84659950	22	53 567	1 116	2 604 431
84669100	Parts & accessories suited for use solely/principally; for the machines of heading no. 8464, n.e.c. in heading no. 8466	20	861	1 000	21 940
84669210	Oth parts & accessories for machines of subheading 84659110, 84659210, 84659510 or 84659950	-	5 945	-	32 590
84669290	Oth parts & acc for mach of head 8465 oth than subheading 84659110, 84659210, 84659510 or 84659950	1	1 630	246	34 649
84669320	Oth parts & accessories for machines of subhead 84564010,84569020 or 84603110	26	26	6 407	6 407
84669390	Oth parts & accessories for machines of head 8456 to 8461oth than subhead 84564010,84569020 or 84603110	3 352	39 111	85 775	844 744

Tabel 3 : Ekspor Indonesia menurut Komoditi (Kode HS 8 digit)

Juni 2019

Kode H S	Uraian golongan barang	Berat bersih (Kg)		Nilai F.O.B. (U S \$)	
		Bulan ini	Kumulatif	Bulan ini	Kumulatif
(1)	(2)	(3)	(4)	(5)	(6)
84669400	Machine-tools; parts and accessories, for the machines of heading no. 8462 or 8463, n.e.c. in heading no. 8466	18 740	39 232	26 263	331 139
84671100	Tools for working in the hand pneumatic rotary tipe (including combined rotary-percussion)	3	540	1 250	59 989
84671900	Tools for working in the hand pneumatic other rotary tipe (including combined rotary-percussion)	128	2 331	4 846	21 884
84672100	Drills of all kinds with self-contained electric motor	2 353	4 998	192	16 550
84672200	Saws with self-contained electric motor	10	206	10	550
84672900	Tools; for working in the hand, with self-contained electric motor; other than saws and drills	-	56 839	-	57 423
84678100	Chains saws with self-contained electric motor	769	12 491	210	28 859
84678900	Tools; for working in the hand, (other than chain saws), hydraulic or with self-contained non-electric motor, (not pneumatic)	443	3 941	154	27 242
84679110	Part of chains saws of electro-mechanical type	298	857	30	5 337
84679190	Other part of chains saws of electro-mechanical type	-	31 988	-	269 975
84679200	Parts of tools working in the hand of pneumatic	83	1 578	6 615	22 566
84679910	Other parts of tools of goods of drills, saws & all kinds non-electric motor	2 442	22 252	10 136	80 917
84679990	Other parts of tools of goods of other than drills, saws and all kinds, non-electric motor	83	933	25	16 166
84681000	Hand-held blow pipes	-	312	-	18 649
84682010	Hand-operated (not hand-held) gas welding or brazing appliances for metal	64	5 328	157	18 561
84682090	Other hand-operated (not hand-held) gas welding or brazing appliances for other than metal	13	758	3 819	53 854
84688000	Machinery and apparatus; for soldering, brazing or welding, whether or not capable of cutting, n.e.c. in heading no. 8468	-	3 224	-	48 280
84689090	Parts of goods of gas welding or brazing appliances for other than metal	4 514	55 291	303 048	2 467 332
84701000	Electronic calc,pocket-size data recording, reproducing and displaying machines with calculating functions	28	4 712	416	6 066
84702900	Calculating machines; electronic, (not incorporating a printing device), needing an external power source	429	540	5 404	10 874
84703000	Calculating machines; non-electronic	399	1 693	21 213	116 956
84705000	Cash register	36 258	625 980	477 863	7 457 460
84709090	Ticket-issuing machines and similar machines	43 020	53 814	3 045 343	4 228 188
84713020	Laptops including notebooks and subnotebooks	8 532	27 668	111 078	942 449
84713090	Oth portable automatic data processing machines, weighting<= 10 kg	2 675	10 761	22 279	710 758
84714110	Personal computers exclud portable computer,CPU& I/O unitwhether or not combined	-	588	-	80 657
84714190	Other PC excluding portable computer,CPU& I/O unit whether or not combined	138 440	647 835	6 133 462	29 745 913
84714910	Personal computers in the form of systems exclud portablecomputers (laptop/notebook)	195	673	6 544	39 744
84714990	Other personal computers in the form of systems excluding portable computers (laptop/notebook)	228	956	7 368	57 787
84715010	Processing units for personal (incl. portable) computersnot comprising & not presented in the form systems systems	59	15 319	7 367	413 317
84715090	Oth processing unit for personal comp.(excl.portable comp) not comprising & not presented in the form systems systems	260	4 327	116 633	524 794
84716030	Computer keyboards	16	499	1 036	11 707
84716040	Mouses, light pens, joysticks, track balls, and touch sensitive screens	20 231	152 088	1 185 335	8 477 172
84716090	Other input or output units, whether or not containing storage units in the same housing	33 615	256 396	1 354 962	10 068 470
84717010	Floppy disk drive	1	4	1	28 532
84717020	Hard disk drive	1 348	12 563	81 659	1 304 262
84717030	Tape drive	3	336	1 720	20 827
84717040	Optical disk drives, including CD-ROM drives, DVD drives and CD-R drives	97	1 318	23 573	282 275

Tabel 3 : Ekspor Indonesia menurut Komoditi (Kode HS 8 digit)

Juni 2019

Kode H S	Uraian golongan barang	Berat bersih (Kg)		Nilai F.O.B. (U S \$)	
		Bulan ini	Kumulatif	Bulan ini	Kumulatif
(1)	(2)	(3)	(4)	(5)	(6)
84717050	Proprietary format storage device incl media therefor with or without removable media, optical or other technology	4	2 737	791	104 862
84717091	Propriety format storage automated backup systems	-	3	-	2 618
84717099	Oth proprietary format storage devices incl media therefor with or without removable media, optical or other technology	100	802	51 792	412 318
84718010	Control and adaptor units	320	7 394	4 208	735 499
84718070	Sound cards or video cards	-	898	-	55 553
84718090	Other control units	111	1 159	11 411	166 269
84719010	Bar code readers	56 976	265 449	1 427 839	9 665 144
84719030	Electronic fingerprint identification systems	-	286	-	34 428
84719040	Other optical character readers	20	348	8 901	37 864
84719090	Other units of automatic data processing machines :	12 485	68 976	3 339 631	10 388 362
84721010	Duplicating machines with electrically operated	-	1	-	1
84729010	Automatic teller machines	-	2 210	-	6 090
84729049	Oth typewriters auto oth than printers of heading 8443	1	5 168	2	80 312
84729060	Other word-processing machines with electrically operated	-	226	-	6 082
84729090	Other word-processing mach with not electrically operated	-	271	-	5 640
84732100	Parts of the electronic calculating machines of subheading 84701000, 84702100 or 84702900	3 879	13 122	46 673	186 039
84732900	Parts of the electronic calculating machines oth thansubheading 84701000, 84702100 or 84702900	91	4 674	10 042	196 254
84733010	Parts and accessories assembled printed circuit boards of the machines of heading 8471	42 421	224 767	9 140 167	42 448 596
84733090	Parts and accessories assembled other than printed circuit boards of the machines of heading 8471	897 820	6 670 261	7 735 699	48 343 118
84734010	Parts and accessories of the machines of heading 8472 for electrically operated machines	2 387	12 544	383 446	1 570 140
84734020	Parts and accessories of the machines of heading 8472 for non electrically operated machines	514	971	184 783	418 670
84735010	Parts and accessories suitable for use with the machines of heading 8471	-	135	-	2 180
84735090	Parts and accessories suitable for use with the machines of heading 8470 and 8472	1 516	29 838	25 016	1 279 987
84741010	Sorting, screening, separating or washing machines electrically operated	550	9 770	22 913	203 622
84741020	Sorting, screening, separating or washing machines non electrically operated	138	34 738	150	4 650
84742011	Crushing or grinding machines stone electrically operated for stone	6	6	5 992	5 992
84742019	Crushing or grinding machines stone electrically operated for other than stone	120	2 259	1 789	11 558
84742021	Crushing or grinding machines stone not electrically operated for stone	-	58	-	782
84742029	Crushing or grinding machines stone not electrically operated for other than stone	-	1 209	-	976
84743110	Concrete or mortar mixers electrically operated	1 390	58 574	860	334 026
84743120	Concrete or mortar mixers not electrically operated	-	4 105	-	13 082
84743219	Machines for mixing mineral substances with bitumen electrically operated of an output capacity > 80 t/h	-	12 565	-	31 391
84743229	Machines for mixing mineral substances with bitumen not electrically operated of an output capacity > 80 t/h	-	557	-	50
84743910	Other machines for mixing mineral substances with bitumen electrically operated	2 900	3 240	2 080	2 580
84748010	Machinery for agglomerating, shaping or moulding, for forming foundry moulds of sand electrically operated	740	128 034	16 300	856 821
84748020	Machinery for agglomerating, shaping or moulding, for forming foundry moulds of sand not electrically operated	-	1 314	-	1 721
84749010	Other machinery for agglomerating, shaping/moulding, for forming foundry moulds of sand electrically operated	2 470 165	26 560 565	6 121 558	63 385 238

Tabel 3 : Ekspor Indonesia menurut Komoditi (Kode HS 8 digit)

Juni 2019

Kode H S	Uraian golongan barang	Berat bersih (Kg)		Nilai F.O.B. (U S \$)	
		Bulan ini	Kumulatif	Bulan ini	Kumulatif
(1)	(2)	(3)	(4)	(5)	(6)
84749020	Other machinery for agglomerating, shaping/moulding, for forming foundry moulds of sand not electrically operated	-	755 743	-	1 521 797
84751010	Machines for assembling electric/electronic lamps, tubes/valves/flashbulbs, in glass envelopes, electrically operated	-	802	-	59 538
84751020	Machines for assembl electric/electronic lamps,tubes/valvesor flashbulbs, in glass envelopes, not electrically operated	-	5	-	2 461
84752900	Machines; for manufacturing or hot working glass or glassware, not for making optical fibres and preforms thereof	-	14 520	-	166 435
84759010	Parts machines for making optical fibres of electrically operated	-	4 955	-	74 806
84762100	Automatic beverage-vending machines incorporating heating or refrigerating devices	69 744	796 105	513 120	5 852 764
84768900	Machines; automatic goods-vending machines, not incorporating heating or refrigerating devices	-	5	-	541
84769000	Parts automatic goods-vending machines incorporatingheating or refrigerating devices	3 369	173 107	42 322	1 324 757
84771010	Injection machines for moulding rubber	235	66 132	3 536	147 715
84771031	Injection machines for palstics, poly (vinyl chloride)	2 300	6 400	62 466	211 116
84771039	Other injection machines for palstics	10 141	215 899	93 413	484 804
84772010	Extruders machine for rubber	2 227	23 029	18 992	363 047
84772020	Extruders machine for plastics	-	16 836	-	64 487
84773000	Blow moulding machines	-	28 315	-	575 306
84774020	Vacuum machines for moulding or forming plastics	-	40	-	550
84775910	Other machines for moulding or forming rubber	397	4 407	2 200	121 020
84775920	Other machines for moulding or forming plastics	-	1	-	2
84778010	Other machine for working rubber/products from rubber, electrically operated	2 733	25 475	21 743	326 140
84778031	Lamination presses for the manufacture of PCB/PWBelectrically operated	300	355	350	386
84778039	Oth lamination presses for plastics/products from plasticselectrically operated	20 227	84 703	15 112	183 054
84779010	Parts of machine for working rubber/products from rubber, electrically operated	45	10 063	22 994	164 238
84779020	Parts of machine for working rubber/products from rubber, not electrically operated	122	450	2 425	18 477
84779032	Parts of lamination presses for the manufacture of PCB/PWBelectrically operated	414	3 247	27 782	318 935
84779039	Parts of electric machine for working plastic&productsoth than lamination presses for manufacture of PCB/PWB	3 554	30 143	34 387	244 416
84779040	Parts of non-electric machine for working plastics/products from plastics materials	-	11 209	-	56 869
84781010	Machines for preparing or making up tobacco,electrically operated	6 300	76 546	319 699	9 033 840
84781020	Machines for preparing or making up tobacco, not electrically operated	-	97 393	-	1 243 395
84789010	Parts of machines for preparing or making up tobacco,electrically operated	117	62 276	17 312	6 304 951
84789020	Parts of machines for preparing or making up tobacco,not electrically operated	13	6 726	2 549	187 073
84791010	Machines for public works/building/the like, electrically operated	2 168	54 498	105 267	477 287
84791020	Machines for public works/building/the like, not electrically operated	-	781	-	1 314
84792010	Machines for the extraction/preparation of animal/fixed vegetable fats or oils, electrically operated	200	4 761	881	3 114
84792020	Machines for the extraction/preparation of animal/fixed vegetable fats or oils, not electrically operated	943	2 043	2 538	18 602
84793010	Machines presses for particle board/building and treating wood/cork, electrically operated	-	24 500	-	1 750
84794010	Rope or cable-making machines, electrically operated	-	53	-	733
84794020	Rope or cable-making machines, not electrically operated	-	6	-	15

Tabel 3 : Ekspor Indonesia menurut Komoditi (Kode HS 8 digit)

Juni 2019

Kode H S	Uraian golongan barang	Berat bersih (Kg)		Nilai F.O.B. (U S \$)	
		Bulan ini	Kumulatif	Bulan ini	Kumulatif
(1)	(2)	(3)	(4)	(5)	(6)
84795000	Industrial robots machines,not elsewhere specified/included	-	2 438	-	30 848
84796000	Machines evaporative air coolers	23	301	2 064	6 986
84797100	Passenger boarding bridges of kind a used in airports	-	393 846	-	2 047 500
84797900	Machinery and mechanical appliances; passenger boarding bridges, other than of a kind used in airports	32	4 471	1 680	2 397
84798110	Machines for treating metal, including electric wire coilwinders, electrically operated	1 063	105 832	3 144	1 486 391
84798120	Machines for treating metal, including electric wire coilwinders,	-	10 053	-	9 456
84798210	Mixing, kneading, crushing, grinding, screening, sifting, homogenising, emulsifying/stirring machines, electrically operated	3 958	15 483	60 952	363 415
84798220	Mixing, kneading, crushing, grinding, screening, sifting, homogenising, emulsifying/stirring machines, not elect. operated	-	242	-	671
84798920	Machinery or apparatus for assembling CPU daughter boards and the regeneration of chemical solution used, elect.operated	16	21 363	50	11 100 321
84798931	Automatic service-vending machines, electrically operated	-	727	-	32 229
84798939	Other automatic service-vending machines, electrically operated	91 610	426 251	998 959	4 516 894
84798940	Other automatic service-vending machines, not electrically operated	89 664	387 060	1 100 657	3 227 134
84799020	Parts of goods of subheading 8479.89.20	2 164	53 207	19 921	324 529
84799030	Parts of machines of machine subheading 8479.89.20, electrically operated	9 553	48 499	463 475	3 619 881
84799040	Parts of machines of machine subheading 8479.89.20, not electrically operated	24 599	241 210	2 076 560	15 244 240
84801000	Moulding boxes for metal foundry	-	4 304	-	71 776
84802000	Mould bases	32	51 696	2 196	259 208
84803010	Moulding patterns of copper	44	736	150	650
84803090	Moulding patterns of other materials	22 033	161 902	124 618	1 346 910
84804100	Moulds for metal/metal carbides injection or compression	2 717	58 970	118 953	1 693 331
84804900	Moulds; for metal or metal carbides, other than injection or compression types	301	287 016	21 022	782 021
84805000	Moulds for glass	-	823	-	1 534
84806000	Moulds for mineral materials	5 698	117 492	38 430	426 005
84807110	Moulds for footwear soles, injection or compression types	17 646	68 182	90 214	362 943
84807190	Other moulds for rubber plastics, injections types	47 146	330 109	1 097 414	5 289 405
84807910	Moulds for footwear soles, not injection/compression types	1 412	21 561	3 223	102 584
84807990	Other moulds for rubber plastics, not injections types	13 615	93 227	230 560	2 698 110
84811011	Sluice / gate valves with 5 cm ? internal diameter ? 40 cm	-	1 430	-	17 013
84811019	Other sluice / gate valves of iron or steel	1 331	23 155	54 310	206 168
84811021	Sluice / gate valves of copper/copper alloy an internal diameter<= 2,5 cm	-	2 010	-	3 481
84811099	Other taps, cocks, valves & similar appliances for pipes, boiler shells, tanks, vats or the like	25 096	358 194	304 448	4 131 786
84812010	Sluice/gate valves for oleohydraulic or pneumatic transmissions 5 cm<=internal diameter<=40 cm	122	189	9 596	41 170
84812020	Sluice/gate valves of copper/ally 1 cm ? int.diam ? 2,5 cm of plastics 1 cm<=int.diam<=2,5 cm for oleohydr/pneumatic	13 560	14 056	65 983	69 743
84812090	Other sluice/gate valves for oleohydraulic or pneumatic	580	35 970	76 479	555 391
84813010	Swing check-valves, of cast iron, with 4 cm<=an inlet of internal diameter ?60 cm	138 941	1 507 047	1 206 733	13 636 182
84813040	Swing check-valves of plastics, with 1 cm<=internal diameter<=2,5 cm	27	174	1 507	5 428
84813090	Other swing check-valves, of cast iron, with 4 cm<=an inlet of internal diameter ?60 cm	21	9 088	557	79 072
84814010	Safety or relief valves of copper or copper alloys,with an internal diameter of<=2.5 cm	-	2	-	200
84814090	Other safety or relief valves	11 486	55 039	236 991	959 062
84818011	Valves for inner tubes of copper or copper alloys	20	183	653	4 370

Tabel 3 : Ekspor Indonesia menurut Komoditi (Kode HS 8 digit)

Juni 2019

Kode H S	Uraian golongan barang	Berat bersih (Kg)		Nilai F.O.B. (U S \$)	
		Bulan ini	Kumulatif	Bulan ini	Kumulatif
(1)	(2)	(3)	(4)	(5)	(6)
84818012	Valves for inner tubes of other materials	107	11 270	7 089	276 411
84818014	Valves for tubeless tyres of other materials	-	812	-	7 615
84818021	Liquefied Petroleum Gas (LPG) cylinder valves of copper or copper alloys with inlet/outlet internal diameters<=2.5 cm	1 138	4 730	7 140	26 629
84818030	Cocks and valves, whether or not fitted with piezo-electric igniters, for gas stoves or ranges	1	17 863	50	1 160 206
84818040	Aerated or carbonated liquid bottle valves; valves for gas operated beer dispensing units	-	2 820	-	84 586
84818050	Mixing taps and valves	1 429	18 446	20 538	347 098
84818061	Manually operated gate valves of cast iron with 5 cm<=an internal diameter<=40 cm	-	705	-	16 094
84818062	Other manually operated gate valves of cast iron	49 859	433 483	872 262	7 620 620
84818063	Other gate valves and butterfly valves of cast iron	-	536	-	7 969
84818065	Other hog nipple waterers of plastics	-	1	-	1
84818067	Other nipple joint valves	-	18	-	278
84818072	Other ball valves of plastics	2 222	14 821	28 483	508 810
84818073	Gate valves, manually operated, of iron or steel with 5 cm<=an internal diameter<=40 cm	17 481	154 887	369 982	2 409 207
84818074	Gate valves, manually operated, of iron or steel with an internal diameter > 40 cm	-	16 000	-	264 295
84818079	Other manifold valves of plastics	-	280	-	2 759
84818081	Pneumatically controlled valves of plastics with 1 cm<=internal diameter<=2,5 cm	14	124	222	2 802
84818082	Other pneumatically controlled valves of plastics	600	3 856	15 912	105 963
84818085	Other valves of plastics with an inlet diameter < 1 cm	284	284	720	720
84818087	Fuel cut-off valves for vehicles of heading 8702, 8703/8704	-	1	-	150
84818088	Other fuel cut-off valves for vehicles of plastics	0	0	149	149
84818089	Other, manually operated, weighing ? 3 kg of steel/nickel	-	56	-	529
84818091	Water taps of copper or copper alloy, with an internal diameter<=2.5 cm	104	3 883	2 269	94 017
84818099	Other fuel cut-off valves for vehicles of copper/alloy	48 628	520 731	544 265	5 392 969
84819010	Housings for sluice or gate valves with inlet or outlet of 50 mm ?an internal diameter<=400 mm	11 013	96 699	273 952	1 818 716
84819021	Bodies, for water taps with internal diameter ? 25 mm	3 744	72 912	9 489	540 821
84819023	Other bodies for taps, cocks, valves, with internal diameter<=25 mm	1 905	43 459	23 474	492 032
84819029	Other parts for taps, cocks, valves, with internal diameter<=25 mm	1	136	4	12 385
84819039	Valve bodies or stems of inner tube/ tubeless tyre valves of other materials	7	7	525	525
84819049	Valve cores of inner tube or tubeless tyre valves of other materials	10	450	3 200	27 957
84819090	Other parts of housing for sluice or gate valves	77 517	321 512	820 288	3 364 718
84821000	Ball bearings	491 530	3 504 959	9 100 708	68 389 925
84822000	Tapered roller bearings, including cone and tapered roller assemblies	211	14 132	80 100	524 873
84823000	Spherical roller bearings	1	7 079	22	122 608
84824000	Needle roller bearings	31	383	1 565	3 628
84825000	Bearings; cylindrical roller bearings n.e.c. in heading no. 8482	63	185	3 312	7 940
84828000	Bearings; n.e.c. in heading no. 8482, including combined ball/roller	110 856	590 251	151 690	1 124 431
84829100	Parts of ball, needles and rollers	351 767	2 222 250	1 734 048	11 120 146
84829900	Bearings; parts, (other than balls, needles and rollers)	7 286	81 302	138 937	891 716
84831010	Transmission shafts and cranks for machinery of heading 84.29 or 84.30	59 107	566 863	572 517	5 686 440
84831024	Cam shafts and crank shafts for engines of vehicles of heading 8711	150 461	1 175 752	1 325 610	12 163 655
84831025	Other cam shafts and crank shafts for engines of vehicles of a cylinder capacity<=2000 cc	26 564	330 885	369 059	4 552 601
84831026	Other cam shafts and crank shafts for engines of vehicles of 2000 cc<cylinder capacity<=3000 cc	86 610	777 781	570 306	5 172 449

Tabel 3 : Ekspor Indonesia menurut Komoditi (Kode HS 8 digit)

Juni 2019

Kode H S	Uraian golongan barang	Berat bersih (Kg)		Nilai F.O.B. (U S \$)	
		Bulan ini	Kumulatif	Bulan ini	Kumulatif
(1)	(2)	(3)	(4)	(5)	(6)
84831027	Other cam shafts and crank shafts for engines of vehicles of a cylinder capacity>3000 cc	103 545	1 147 219	245 818	2 325 379
84831039	Cam shafts and crank shafts for marine propulsion engines of an output>22.38 kW	242	6 466	1 000	14 937
84831090	Other cam shafts and crank shafts for engines of vehicles	21 207	279 998	282 182	2 932 377
84832020	Bearing housings, incorporating ball or roller bearings for machinery of heading 8429 or 8430	-	1 139	-	6 651
84832030	Bearing housings, incorporating ball or roller bearings for engine and vehicles of chapter 87	-	2	-	65
84832090	Other bearing housings, incorporating ball/roller bearings	17	900	414	8 551
84833030	Bearing housings,not incorporating ball or roller bearings for engine and vehicles of chapter 87	23 692	148 648	421 213	2 470 465
84833090	Other bearing housings,not incorporating ball or roller bearings	30 594	169 591	314 729	2 133 189
84834020	Gears and gearing for marine vessels	-	480	-	1 477
84834030	Gears and gearing for machinery of heading 8429 or 8430	66 179	628 368	1 263 102	11 194 325
84834040	Gears and gearing for vehicles of chapter 87	52 384	266 803	453 936	2 938 377
84834090	Other gears and gearing, transmission elements presented separately including torque converters :	130 387	1 093 411	1 144 634	9 551 694
84835000	Flywheels and pulleys, including pulley blocks	220 171	2 315 680	847 909	7 382 183
84836000	Clutches and shaft couplings (including universal joints)	7 042	128 976	114 266	1 395 118
84839011	Toothed wheels, chain sprockets and other transmissions for tractors of subheading 870110 or 870191 to 870195	-	4	-	345
84839013	Toothed wheels, chain sprockets and other transmissions for other tractors of heading 8701	20	111 281	20	217 635
84839014	Toothed wheels, chain sprockets and other transmissions for goods of heading 8711	70 751	408 761	762 169	4 775 864
84839015	Toothed wheels, chain sprockets and other transmissions for other goods of chapter 87	-	6 230	-	9 189
84839019	Other parts of goods of transmission shafts (incl cam shaft and crank shafts) and cranks	13	34 328	154	327 801
84839091	Other toothed wheels, chain sprockets & other transmission for tractors of subheading 870110 or 870191 to 870195	-	1 121	-	17 783
84839094	Other toothed wheels, chain sprockets & other transmission for goods of heading 8711	-	110	-	4 785
84839095	Other toothed wheels, chain sprockets & other transmission for goods of chapter 87	13 362	108 737	166 964	1 323 058
84839099	Other toothed wheels, chain sprockets & other transmission elements presented separately	144 218	1 187 214	1 611 040	11 328 730
84841000	Gaskets and similar joints of metal sheeting combined with other material or of two or more layers of metal	42 638	297 259	935 089	7 953 681
84842000	Mechanical seals	98 398	620 633	1 716 259	13 526 195
84849000	Gasket sets or assortments of gaskets and similar joints; dissimilar in composition, put up in pouches, envelopes or similar packings	7 849	63 773	212 414	1 474 207
84861030	Spin dryers for semiconductor wafer processing	-	400	-	739
84861090	Other machines and apparatus for the manufacture of boules or wafers	-	243	-	90
84862031	Deflash machines; spraying appliances for etching, stripping or cleaning semiconductor wafers	75 218	161 550	315 820	1 193 820
84862033	Apparatus for wet etching, developing, stripping/cleaning semiconductor wafers	-	15	-	10
84862039	Other etching and stripping equipment	-	153	-	140
84862091	Laser cutters for cutting contacting tracks in semiconductor	-	1 453	-	7 064
84862099	Other laser cutters for cutting contacting tracks in semiconductor production by laser beam	7	1 362	2 042	238 071
84863090	Machines for the manufacture of flat panel display	-	2	-	100
84864020	Die attach apparatus, tape automated, wire bonders and encapsulation equipment for the assembly of semiconductors	-	32 880	-	1 403 946
84864040	Optical stereoscopic microscopes for the handling and transport of semiconductor wafers or reticles	3 400	3 405	418 000	421 500

Tabel 3 : Ekspor Indonesia menurut Komoditi (Kode HS 8 digit)

Juni 2019

Kode H S	Uraian golongan barang	Berat bersih (Kg)		Nilai F.O.B. (U S \$)	
		Bulan ini	Kumulatif	Bulan ini	Kumulatif
(1)	(2)	(3)	(4)	(5)	(6)
84864090	Apparatus oth opt. stereoscopic, photomicrographic,electronbeam microscopes, pattern generating for trans. smcondctor	-	2 380	-	52 062
84869011	Parts and accessories of apparatus for rapid heating of semiconductor wafers	2	34	20	320
84869013	Parts & acces of machines for removal of material,by laser/other light/photon beam in the prod. of smconductor wafers	-	430	-	7 355
84869014	Parts and accessories tool holders & self-opening dieheads for sawing monocrystal semiconductor bouls	-	43	-	1 836
84869015	Parts and accessories other than tool holders&self-openingdieheads machines for processing of semiconductor wafers	-	8	-	4 091
84869016	Parts and accessories of grinding, polishing and lapping machines for processing of semiconductor wafers	-	200	-	250
84869019	Other parts & access. of machines for sawing monocrystal semiconductor boules into slices, or wafers into chips	-	0	-	226
84869024	Parts and accessories tool holders & self-opening dieheads for spraying semiconductor wafers	-	0	-	156
84869025	Parts and accessories other than tool holders&self-openingfor spraying semiconductor wafers	-	40	-	10 100
84869026	Parts and accessories tool holders & self-opening dieheads for dicing machine semiconductor wafers	-	1	-	2
84869027	Parts and access. other than tool holders & self-opening dieheads for dicing machine semiconductor wafers	-	171	-	9 731
84869029	Parts & access. other than of resistance heated furnaces and ovens for the manufacture of semiconductor devices	-	150	-	553
84869032	Parts & accessories of tool holders & self-opening diehead apparatus for wet etching patterns on flat panel displays	-	158	-	5 174
84869035	Parts & accessories of spinners for coating photosensitive emulsions on flat panel display substrates	-	10	-	22
84869042	Parts & access. die attach apptus tape auto, wire bonders & encapsulation equipment for the assembly of semiconductors	-	14	-	448
84869046	Parts & accessories pattern generating apparatus of a kind used for prod. Masks/reticles from photoresist coated substr	-	168	-	1 973
84869049	Parts&access. apptus oth than opt. stereoscopic, photomicrographic,microscopes,pattern generating for trans. smcondctor	1 414	6 786	85 121	664 851
84871000	Ships or boats propellers & blades therefor not containingelect. connectors,insulators,coils, other elect. features	1 233	15 297	34 592	119 256
84879000	Propellers & blades not for ships or boats	6 690	361 543	119 856	4 927 493
85011021	Stepper motor DC of kind for AC,refrigerator,washing mach,electr. domestic appl.,storage water heater, output<=37,5 W	-	329	-	2 587
85011029	Stepper motor DC oth than for AC,refrigerator,washing mach,electr. dom. appl.,storage water heat, 5 W<output <=37,5 W	77 434	545 117	2 217 352	15 127 704
85011030	Spindle motors, output <= 37,5 W	-	12	-	54
85011041	Spindle motor DC of kind for AC,refrigerator,washing mach,electr. domestic appl.,storage water heater, output<=37,5 W	4 106	37 262	10 991	107 743
85011049	Spindle motor DC oth than for AC,refrigerator,washing mach,electr. domestic appl.,storage water heater	460 531	4 068 688	7 172 326	62 291 002
85011059	Other stepper motor (AC/DC) other than for AC,refrigerator,washing mach,electr. domestic appl.,storage water heater	-	4 304	-	6 778
85011060	Other spindle motors (AC/DC), output <= 37,5 W	18 011	111 385	475 762	3 010 229
85011091	Other spindle motor (AC/DC) for AC,refrigerator,washing machine,electr. domestic appl.,storage water heater	-	1 671	-	737

Tabel 3 : Ekspor Indonesia menurut Komoditi (Kode HS 8 digit)

Juni 2019

Kode H S	Uraian golongan barang	Berat bersih (Kg)		Nilai F.O.B. (U S \$)	
		Bulan ini	Kumulatif	Bulan ini	Kumulatif
(1)	(2)	(3)	(4)	(5)	(6)
85011099	Other spindle motor (AC/DC) not for refrigerator,washing machine,AC,electr. domestic appl.,storage water heater	405	5 591	3 699	50 709
85012019	Universal AC/DC motor oth than for AC,refrigerator,washing mach, electr. Dom. appl.,storage wtr heater an output<=1 kW	-	48	-	1 633
85012029	Universal AC/DC motor oth than for AC,refrigerator,washing mach, electr. Dom. appl.,storage wtr heater an output> 1 kW	3	160	40	6 536
85013130	Other motor DC for AC,refrigerator,washing machine,elect.domestic appl.,storage water heater an ouput < = 750 W	2 488	2 532	24 160	25 006
85013140	Other motor DC oth than for AC,refrigerator,washng machine,elect.domestic appl.,storage water heater an ouput< = 750 W	246 859	2 307 136	2 659 199	25 242 597
85013150	Generators of an ouput < = 750 W	448	53 353	17 571	107 487
85013222	Oth motor DC oth than for AC,refrigerator,washing machine,elect.domestic appl.,storage water heater an ouput < = 37,5 kW	22	73	1 244	3 087
85013223	Generators DC, of 750 W <an ouput < = 37,5 kW	-	30 531	-	203 402
85013231	Other motor DC for AC,refrigerator,washing machine,elect.domestic appl.,storage water heater 37,5 kW<ouput <= 75 kW	-	53	-	2 268
85013233	Generators DC, of 37,5 kW < an ouput < = 75 kW	-	180	-	894
85013300	Electric motors and generators; DC, of an output exceeding 75kW but not exceeding 375kW	-	1 500	-	3 500
85014011	Oth motor AC Single-phase for AC,refrigerator,washing mach,elect.domestic appl.,storage water heater an ouput < = 1 kW	2	4 439	20	8 299
85014019	Oth mtr AC single-phase oth than for AC,refrig,washing mach,elect.domestic appl.,storage water heater an ouput < = 1 kW	-	17 361	-	355 594
85014021	Oth motor AC Single-phase for AC,refrigerator,washing mach,elect.domestic appl.,storage water heater an ouput > 1 kW	70	258	1 857	5 999
85014029	Oth mtr AC single-phase oth than for AC,refrig,washing mach,elect.domestic appl.,storage water heater an ouput > 1 kW	-	90	-	8 643
85015111	Oth mtr AC multi-phase w/ output <=750W, used forrefrigerator, AC, wash mach, elect domestic app,water heater	556	6 463	3 155	29 150
85015119	Oth mtr AC multi-phase w/ output <=750W, used oth than forrefrigerator, AC, wash mach, elect domestic app,water heater	-	587	-	25 624
85015219	Oth mtr AC multi-phase w/ output <=1kW, used oth than forrefrigerator, AC, wash mach, elect domestic app,water heater	111	482	14 357	57 724
85015229	Oth mtr AC multi-phase w/ 1kW<output<=37,5kW, used oth thanfor refrigeratr,AC,wash mach,elect domestic app,water heater	35	3 164	226	29 177
85015239	Oth mtr AC multi-phase w/ 37,5kW<output<=75kW, used oth thnfor refrigeratr,AC,wash mach,elect domestic app,water heater	-	747	-	5 501
85015300	Electric motors; AC motors, multi-phase, of an output exceeding 75kW	14 870	64 476	76 148	296 930
85016210	Generator AC (altenators) of 75 kVA < ouput <= 150 kVA	-	81	-	1 050
85016220	Generator AC (altenators) of 150 kVA < ouput <= 375 kVA	-	900	-	2 240
85021100	Generating sets (diesel or semi-diesel engines) of an output <=75 kVA	24 516	370 053	206 999	2 977 641
85021210	Generating sets (diesel or semi-diesel engines) of an 75 kVA < output <= 125 kVA	-	17 000	-	31 877
85021220	Generating sets (diesel or semi-diesel engines) of an 125 kVA < output <= 375 kVA	-	7 000	-	8 000
85021390	Generating sets (diesel or semi-diesel engines) of an 375 kVA < output <= 12.500 kVA	1 071	629 047	2 625	3 509 033
85022030	Generating sets (gasoline engines) of an 100 kVA < output <= 10.000 kVA	-	147 945	-	201 005

Tabel 3 : Ekspor Indonesia menurut Komoditi (Kode HS 8 digit)

Juni 2019

Kode H S	Uraian golongan barang	Berat bersih (Kg)		Nilai F.O.B. (U S \$)	
		Bulan ini	Kumulatif	Bulan ini	Kumulatif
(1)	(2)	(3)	(4)	(5)	(6)
85022049	Generating sets (gasoline engines) of an 10.000 kVA < output < 12.500 kVA	3 200	23 375	2 791	58 887
85023110	Other generating sets wind-powered of an output<= 10MW	1	1	33	33
85023910	Other generating sets other-powered of an output <= 10 kVA	-	30	-	90
85023939	Other generating sets other-powered of 10.000 kVA < output< 12.500 kVA	-	68 865	-	8 680
85024000	Electric rotary converters	-	2	-	1
85030020	Part of generators/sets for electric motor and electric generating/sets of an output >= 12.500 kVA	583	778	8 816	10 914
85030090	Part of generators/sets for electric motor and electric generating/sets of an output < 12.500 kVA	31 611	326 916	701 913	6 128 079
85041000	Ballasts for discharge lamps or tubes	1 005	1 526	14 191	28 654
85042111	Auto transformers with a power handling capacity ? 1 kVA and of a high side voltage of 110 kV or more	12 306	58 477	133 766	683 525
85042119	Oth instrument transformers with a power handling 1 kVA < capacity<=10 kVA and voltage of ? 110 kV	5	1 274	113	10 420
85042192	Oth instrument transformers with a power handling capacity > 10 kVA and of a high side voltage of ? 110 kV	153	153	2 500	2 500
85042199	Oth Instrument transformers with a power handling capacity ? 650 kVA	6 043	134 571	104 121	637 654
85042211	Auto transformers with a power handling capacity > 650 kV and voltage<=10.000 kV	-	16	-	147
85042219	Oth auto transformers with high side voltage ? 66 kV	98 233	966 754	696 051	5 640 836
85042292	Oth auto transformers with high side voltage ? 110 kV	19 201	120 889	454 558	3 273 943
85042299	Liquid dielect. transfmrs.650kVA<power capacity<=10.000kVAunauto step-voltage regulators, voltage<66 kV	22 349	126 465	45 540	486 520
85042310	Liquid dielectric transformers,10.000 kVA<power capacity<=15.000 kVA	-	19 350	-	90 125
85042321	Liquid dielectric transformers,15.000 kVA<power capacity<=20.000 kVA	-	163 921	-	1 190 828
85042329	Liquid dielectric transformers, power capacity>30.000 kVA	273 475	903 610	2 979 589	9 022 229
85043111	Instrument potential transformers, power capacity<=1kVA,voltage >=110 kV	1 278	24 186	33 578	538 170
85043113	Instrument potential transformers, power capacity<=1kVA,1 kV>= voltage<66 kV	1 126	15 043	15 145	196 517
85043119	Instrument potential transformers, power capacity<=1kVA,voltage<1kVA	1 708	23 121	72 955	656 763
85043121	Instrument current transformer ring type,pwr capacity<=1kVA110 kV>= voltage< 220 kV	3 639	10 207	47 964	370 599
85043124	Instrument current transformers,power capacity<=1 kVA,1 kV>= voltage<66 kV	3 599	39 373	49 047	496 257
85043129	Instrument current transformers,power capacity<=1 kVA,voltage<1kV	-	21	-	2 118
85043140	Intermediate frequency transformers, power capacity<=1 kVA	27 460	202 289	247 847	2 208 872
85043191	Transformers of a kind used with toys, scale models or similar recreational models, power capacity<=1.000 kVA	-	1 579	-	4 080
85043192	Others matching transformers, power capacity<=1 kVA	-	3	-	90
85043193	Step up/down transformers; slide regulators, power capacity <=1.000 kVA	-	106	-	491
85043199	Transformers other than used with toys,scale/similar	63 018	402 846	704 764	4 910 487
85043219	Instrument not matching transformers (potential¤t),1.000 kVA<power capacity<=5.000 kVA	1	1	596	596
85043220	Transformers of a kind used with toys, scale models or siml recreational models, 1.000 kVA<pwr.cap<=5.000 kVA	24	21 559	48	53 732
85043311	Matching transformers, 16kVA<power capacity<=500kVA,voltage>=66kV	-	45	-	305
85043319	Other matching transformers, 16kVA<power capacity<=500kVA,voltage>=66kV	-	1 571	-	1 596

Tabel 3 : Ekspor Indonesia menurut Komoditi (Kode HS 8 digit)

Juni 2019

Kode H S	Uraian golongan barang	Berat bersih (Kg)		Nilai F.O.B. (U S \$)	
		Bulan ini	Kumulatif	Bulan ini	Kumulatif
(1)	(2)	(3)	(4)	(5)	(6)
85043399	Other matching transformers, 16kVA<power capacity<=500kVA,voltage<66kV	7	200	261	3 610
85043415	Explosion proof dry type transformers, voltage< 66 kV10.000 kVA<power capacity<=15.000 kVA	-	13 160	-	69 000
85043416	Other matching transformers, not explosion proof dry type,10.000 kVA<power capacity<=15.000 kVA, voltage<66kV	-	109	-	6 497
85043424	Other matching transformers, not explosion proof dry type,power capacity>15.000 kVA, voltage>=66kV	15 441	216 790	202 774	2 720 843
85043429	Other matching transformers, not explosion proof dry type, power capacity>15.000 kVA, voltage<66kV	-	9	-	727
85044011	Uninterruptible power supplies (UPS), automatic data processing machines & units thereof, telecomm. apparatus	197	5 319	19 383	96 562
85044019	Uninterruptible power supplies (UPS), not automatic data processing machines & units thereof, telecomm. apparatus	103 913	600 888	3 191 060	20 198 995
85044020	Battery chargers having a rating exceeding 100 kVA	1	5 047	10	44 987
85044030	Other rectifiers	3 421	23 126	217 546	1 598 334
85044040	Inverters	29 241	116 225	1 166 625	5 510 420
85044090	Static converters other than UPS,battery chargers,invertersrectifiers	324 792	1 207 221	8 725 933	31 517 251
85045010	Inductors for power supplies for automatic data processingmachines & units thereof, & telecommunications apparatus	110 364	628 826	3 632 476	22 355 496
85045020	Chip type fixed inductors	852	5 879	222 680	2 279 507
85045093	Inductors power capacity <= 2.500 kVA	452	4 836	27 118	330 767
85045094	Inductors, 2.500 kVA> power capacity <=10.000 kVA	269	7 067	1 891	86 023
85045095	Inductors power capacity > 10.000 kVA	20	605	10 626	11 558
85049010	Parts of ballasts for discharge lamps or tubes	1 551	3 268	38 120	145 801
85049020	Printed circuit assemblies for UPS/power supplies	5 454	57 516	704 775	3 927 862
85049031	Radiator panels;flat tube radiator for distribution andpower transformers, power capacity <=10.000 kVA	-	3 827	-	5 167
85049039	Other radiator panels;flat tube radiator for distribution and power transformers, capacity <=10.000 kVA	327	993	82	16 725
85049090	Parts of; other than ballast,UPS,inductors,and transformers	19 117	82 875	1 428 464	5 415 696
85051100	Permanent magnets and articles intended to become permanentmagnets after magnetisation of metal	146 830	1 133 832	992 727	7 804 791
85051900	Permanent magnets and articles intended to become permanentmagnets after magnetisation of not metal	46 124	75 521	221 856	500 107
85052000	Electro-magnetic couplings, clutches and brakes	84	2 017	1 271	26 754
85059000	Magnets; electro-magnets, holding devices and parts n.e.c. in heading no. 8505	31 378	256 928	261 039	2 516 542
85061010	Primary cells and primary batteries Manganese dioxidehaving an external volume <= 300 cm3	2 036 841	12 268 271	6 008 351	36 005 208
85061090	Primary cells and primary batteries Manganese dioxidehaving an external volume > 300 cm3	567 855	4 320 937	2 900 675	23 398 562
85063000	Primary cells and primary batteries Mercuric oxide	-	6 438	-	49 731
85064000	Primary cells and primary batteries Silver oxide	15 865	47 859	1 485 407	4 199 572
85065000	Primary cells and primary batteries Lithium	321 633	1 927 777	14 910 405	89 743 991
85066090	Primary cells and primary batteries Air-zinchaving an external volume > 300 cm3	50 700	498 029	658 822	6 420 550
85068010	Other primary cells and primary batteries zinc-carbon,having an external volume <= 300 cm3	541 720	4 551 763	1 964 695	17 299 457
85068091	Other primary cells and primary batteries not zinc-carbon,having an external volume <= 300 cm3	40 990	194 168	234 118	1 146 211
85068099	Other primary cells and primary batteries not zinc-carbon,having an external volume > 300 cm3	137 359	477 703	6 197 779	42 778 819
85069000	Parts of primary cells and primary batteries.	38 205	149 228	464 216	1 121 839
85071010	Lead-acid accumulators,of a kind used for starting piston engines of a kind used for aircraft	-	975	-	6 708
85071092	Lead-acid accumulators,used starting piston engines fornot aircraft,voltage 6V/12V,capacity<=200AH,height<=13cm	148	130 741	1 430	401 174

Tabel 3 : Ekspor Indonesia menurut Komoditi (Kode HS 8 digit)

Juni 2019

Kode H S	Uraian golongan barang	Berat bersih (Kg)		Nilai F.O.B. (U S \$)	
		Bulan ini	Kumulatif	Bulan ini	Kumulatif
(1)	(2)	(3)	(4)	(5)	(6)
85071095	Lead-acid accumulators,used starting piston engines fornot aircraft,voltage6V/12V,capacity<=200AH,13cm<height<=23cm	299 850	3 870 197	848 030	9 235 192
85071096	Lead-acid accumulators,used starting piston engines fornot aircraft,voltage 6V/12V,capacity<=200AH,height>23cm	1 379 317	9 341 441	2 709 471	19 271 514
85071097	Lead-acid accumulators,used starting piston engines fornot aircraft,voltage 6V/12V,capacity>200AH,height<=13cm	2 006	15 096	10 871	100 679
85071098	Lead-acid accumulators,used starting piston engines fornot aircraft,voltage6V/12V,capacity>200AH,13cm>height<=23cm	-	3	-	60
85071099	Lead-acid accumulators,used starting piston engines fornot aircraft,voltage 6V/12V,capacity>200AH,height>23cm	2 362 441	16 184 691	6 336 679	47 809 062
85072010	Other lead-acid accumulators,of a kind used for starting piston engines of a kind used for aircraft	-	285	-	288
85072094	Oth lead-acid accumulators,used starting piston engines fornot aircraft,voltage 6V/12V,capacity<=200AH,height<=13cm	-	46	-	1 655
85072095	Oth lead-acid accumulators,used starting piston engines fornot aircraft,voltage6V/12V,capacity<=200AH,13cm<height<=23cm	24 945	827 390	72 211	2 103 903
85072097	Oth lead-acid accumulators,used starting piston engines fornot aircraft,voltage 6V/12V,capacity>200AH,height<13cm	40	40	1 257	1 257
85072099	Oth lead-acid accumulators,used starting piston engines fornot aircraft,voltage 6V/12V,capacity>200AH,height>23cm	25 361	43 037	79 921	134 175
85073010	Nickel-cadmium accumulators of a kind used for aircraft	-	1	-	208
85073090	Nickel-cadmium accumulators of a kind used for not aircraft	-	6 970	-	10 215
85075090	Nickel-metal hydride accumulators of a kind used fornot aircraft	319	2 084	24 110	104 633
85076010	Lithium-ion accumulators of a kind used for laptopsincluding notebooks and subnotebooks	909	10 237	156 197	1 553 220
85076020	Lithium-ion accumulators of a kind used for aircraft	2	2	40	40
85076090	Lithium-ion accumulators of a kind used not for aircraft,laptops including notebooks and subnotebooks	2 900	15 100	15 217	996 523
85078010	Accumulators oth than lead-acid,nickel-cadmium,nickel-iron,nickel-metal hydride,lithium-ion for aircraft	-	147	-	12 763
85078020	Accumulators oth than lead-acid,nickel-cadmium,nickel-iron,nickel-metal hydride,lithium-ion for laptops/notebooks	-	228	-	13 713
85078090	Accumulators other than nickel-cadmium/iron/metal hydride,lead-acid,lithium-ion not for aircraft & laptops/notebooks	185 263	1 700 071	2 071 334	15 338 264
85079011	Plates of lead-acid accumulators for not aircraft	-	101 957	-	83 279
85079019	Accumulator plates of nickel-cadmium/iron/metal hydride,lithium-ion,etc for not aircraft	1	27 218	198	80 150
85079092	Battery separators, ready for use, of materials other than poly(vinyl chloride)	216 741	1 527 214	600 221	4 833 257
85079099	Accumulator parts of nickel-cadmium/iron/metal hydride,lithium-ion,etc for not aircraft, unplates	129 633	606 244	526 241	2 609 744
85081100	Vacuum cleaner self-contained electric motor, power<=1.5KWand dust bag or receptacle capacity<=20L	59	73	29	84
85081910	Vacuum cleaner self-contained electric motor, power>1.5KW &dust bag/receptacle capacity>20L for domestic use	298	499	443	1 496
85081990	Vacuum cleaner self-contained electric motor, power>1.5KW &dust bag/receptacle capacity>20L for not domestic use	7	615	5	5 285
85086000	Vacuum cleaner with out self-contained electric motor	9 525	25 457	72 498	164 091

Tabel 3 : Ekspor Indonesia menurut Komoditi (Kode HS 8 digit)

Juni 2019

Kode H S	Uraian golongan barang	Berat bersih (Kg)		Nilai F.O.B. (U S \$)	
		Bulan ini	Kumulatif	Bulan ini	Kumulatif
(1)	(2)	(3)	(4)	(5)	(6)
85087010	Parts of vacuum cleaner with self-contained electric motor for domestic use	-	121	-	150
85087090	Parts of vacuum cleaner with out self-contained electric motor for not domestic use	1 573	11 853	32 955	188 253
85094000	Food grinders and mixers; fruit/vegetable juice extractors with self-contained electric motor	130 915	952 665	685 316	5 000 306
85098010	Floor polishers with self-contained electric motor	88	316	2 985	4 973
85098020	Kitchen waste disposers with self-contained electric motor	-	11 320	-	2 944
85098090	Elect.mech.domestic oth than vacuum cleaner, floor polisher, grinder, mixer, juice extractor, kitchen waste disposers	5 237	6 944	1 454	10 748
85099010	Parts of floor polishers with self-contained electric motor	861	16 195	10 685	182 498
85099090	Parts of vacuum cleaner, grinder, mixer, juice extractor, kitchen waste disposers	808	5 404	5 171	46 218
85101000	Shavers with self-contained electric motor.	74 576	270 061	3 922 114	12 854 473
85102000	Hair clippers with self-contained electric motor.	187 402	665 329	5 282 058	19 588 005
85109000	Parts of Shavers, hair clippers & hair-removing appliances, with self-contained electric motor.	39 175	178 636	2 835 281	9 347 623
85111010	Sparking plugs of a kind suitable for aircraft engines	1	21	3 100	5 786
85111020	Sparking plugs of a kind suitable for motor vehicle engines	9 516	79 963	155 281	1 309 680
85111090	Sparking plugs of a kind suitable for not motor vehicle and aircraft engines	83 826	996 001	1 303 843	16 435 117
85112010	Ignition magnetos, magneto-dynamos, magnetic flywheels of a kind suitable for aircraft engines	210	5 608	2 805	70 025
85112021	Ignition magnetos, magneto-dynamos, magnetic flywheels of a kind suitable for motor vehicle engines unassembled	2 880	29 031	31 223	419 313
85112029	Ignition magnetos, magneto-dynamos, magnetic flywheels of a kind suitable for motor vehicle engines assembled	30 428	190 633	410 208	2 463 445
85112091	Ignition magnetos, magneto-dynamos, magnetic flywheels of suitable for not motor vehicle & aircraft engines unassembled	-	2	-	4
85113041	Distributors, ignition coils of a kind suitable for motor vehicle engines unassembled	225	2 153	8 203	80 270
85113049	Distributors, ignition coils of a kind suitable for motor vehicle engines assembled	15 632	132 887	638 394	5 188 754
85113091	Distributors, ignition coils of a kind suitable for not motor vehicle and aircraft engines unassembled	27	461	1 182	12 633
85113099	Distributors, ignition coils of a kind suitable for not motor vehicle and aircraft engines assembled	446	7 263	7 669	323 176
85114021	Unassembled starter motors for engines of bus, go-kart, ATV, ambulance, sedan, motor-homes, van, dumper, truck, lorry, & similar	-	49	-	684
85114029	Unassembled starter motors for other than bus, go-kart, ATV, ambulance, sedan, motor-homes, van, dumper, truck, lorry, & similar	179	531	2 703	7 319
85114032	Assembled starters motor for engine of vehicles of car transport person/goods	19 466	210 706	276 467	2 586 959
85114099	Other starter motor assembled	18 425	171 801	249 226	2 235 050
85115029	Other unassembled alternators	-	34	-	175
85115032	Assembled alternators for engine vehicle transportation for person/goods	17 961	338 470	218 169	3 347 865
85115099	Other generators	21 714	181 152	113 328	1 004 960
85118020	Other equipment of electrical ignition a kind used for motor vehicle engine	639	6 717	92 741	428 495
85118090	Other equipment of electrical ignition	3 618	35 940	97 823	933 962
85119010	Parts of goods of elect ignition for use aircraft engines	-	0	-	17
85119020	Parts of goods of elect ignition for use vehicle engine	201 115	1 281 765	1 610 059	9 751 776
85119090	Parts of goods of elect ignition for use not for aircraft or vehicle engine	27 778	230 159	213 313	2 106 858
85121000	Lighting or visual signalling equipment of a kind used on bicycles	-	409	-	2 252
85122020	Unassembled lighting/visual signaling equipment	32 068	217 648	475 731	3 644 422

Tabel 3 : Ekspor Indonesia menurut Komoditi (Kode HS 8 digit)

Juni 2019

Kode H S	Uraian golongan barang	Berat bersih (Kg)		Nilai F.O.B. (U S \$)	
		Bulan ini	Kumulatif	Bulan ini	Kumulatif
(1)	(2)	(3)	(4)	(5)	(6)
85122091	Other lighting/visual signalling equip.for motorcycles	103 056	404 855	1 873 452	10 535 516
85122099	Other lighting/visual signalling equip.	61 908	525 409	1 059 378	8 898 031
85123010	Horns and serenes, assembled	141 369	1 217 314	1 500 014	12 714 214
85123020	Unassembled sound signalling equipment	0	3 727	328	378 878
85123091	Other sound signal equip.obstacle detectdevice for vehicles	130	1 047	11 441	96 427
85123099	Other sound signalling equipment	5 228	48 363	205 649	1 112 740
85124000	Windscreen wiper, defroster & demisters	96 419	827 946	1 095 877	8 993 812
85129010	Parts of goods of lighting or vis. light	1 104	16 674	3 855	337 145
85129020	Parts of goods of lighting, sound signalor windscreen wipers, defroster&demisters	377 154	3 264 989	5 368 665	44 351 757
85131090	Other portable electric lamps	20 159	122 775	383 358	2 417 724
85139010	Part of portable elect lamp of miner'shelmet or quarrymen's lamp	-	3	-	68
85139030	Parts of flashlights reflectors; switchsliders of plastics	608	3 709	991	50 590
85139090	Oth part of portable elect lamp designed	4 458	14 833	4 650	34 913
85141000	Resistance heated furnaces and ovens	347	8 389	1 728	55 580
85142020	Electric furnaces or ovens for the mnicrof printed circuit board/assembles	-	6	-	20
85142090	Oth furnaces/oven function by inductionor dielectric loss	-	6 545	-	45 386
85143090	Other furnaces and ovens	-	42 835	-	148 860
85144000	Heating equipment; for the heat treatment of materials by induction or dielectric loss, industrial or laboratory, other than furnaces and ovens	-	250	-	31 040
85149020	Part of industrial/laboratory electricfurnaces/oven for manufact.of PCB/PWB	-	188	-	33 950
85149090	Other industrial/lab.elec. furnaces andovens incl.by induction or dielect.loss	25	2 115	580	79 357
85151100	Soldering irons and guns	2	1 780	50	2 499
85151910	Mach and app for soldering component onPCB/printed wiring boards	-	18 324	-	167 000
85151990	Other brazing/soldering machines andapparatus	15	10 068	15	76 017
85152100	Mach and app for resistance welding ofmetal, fully or partly automatic	-	1 876	-	247 288
85152900	Mach and app for resistance welding ofmetal, non-automatic	2 819	3 147	66 352	77 886
85153100	Mach and app for arc welding of metal,fully or partly automatic	-	267	-	83 492
85153910	AC arc welders, transformer type,non- automatic	-	8 244	-	182 111
85153990	Oth machine and apparatus for arcwelding of metals, not automatic	325	2 709	1 848	81 605
85158010	Electric mach & app for hot spraying of metals/sintered metal carbides	-	176	-	47 698
85158090	Oth electric mach & app for hot spraying of metals/sintered metal carbides	140	3 075	21 049	165 189
85159010	Parts of AC arc welder, transformer type	131	1 039	2 574	4 736
85159020	Part of mach&app for soldering componenton PCB/printed wiring boards	247	9 891	30 555	290 274
85159090	Oth electric machines & apparatus	120	57 142	1 358	259 050
85161011	Water dispenser fitted only with water heater, for domestic use	1 559	22 426	5 295	33 966
85161019	Water dispenser fitted only with water heater, oth than for domestic use	6 689	61 404	152 473	1 055 115
85161030	Electric immersion water heaters	-	152	-	1 977
85162100	Storage heating radiators	265	265	335	335
85162900	Heating apparatus; electric soil heating apparatus and space heating apparatus (excluding storage heating radiators)	42	5 861	80	77 277
85163100	Hair dryers	-	2 612	-	23 380
85163200	Hair-dressing apparatus; electro-thermic, other than hair dryers	25	250	25	816
85163300	Hand-drying apparatus	-	29	-	1 278
85164010	Elect. smoothing irons of kind designedto use steam from the indust boilers	72	572	294	2 708
85164090	Other electric smoothing irons	553 361	2 959 996	5 915 037	31 756 529
85165000	Microwave ovens	408	3 015	15 284	37 560

Tabel 3 : Ekspor Indonesia menurut Komoditi (Kode HS 8 digit)

Juni 2019

Kode H S	Uraian golongan barang	Berat bersih (Kg)		Nilai F.O.B. (U S \$)	
		Bulan ini	Kumulatif	Bulan ini	Kumulatif
(1)	(2)	(3)	(4)	(5)	(6)
85166010	Rice cooker	56 772	421 722	255 674	1 873 044
85166090	Other ovens;cookers, cooking plates, boiling rings,	86 151	292 741	497 910	1 505 820
85167100	Coffee or tea makers	776 395	2 728 744	7 926 634	27 751 688
85167200	Toasters	250	515	150	1 115
85167910	Kettles , electro-thermic appliances	82	8 348	85	122 171
85167990	Other electro-thermic appliances	96	7 505	310	141 185
85168010	Electric heating resistor for type-founding or type-setting	-	3	-	25
85168030	Electric heating resistors for domestic appliances	1	12 533	12	2 421
85168090	Other electric heating resistors	8 139	41 255	296 879	1 530 209
85169021	Sealed hotplates for domestic appliances	-	7	-	500
85169029	Sealed hotplates for other than domestic appliances	7 255	22 312	289 460	764 686
85169030	Part of goods of electric instantaneous or storage water heaters	-	161	-	1 458
85169090	Other part of goods of electric instantaneous	344 820	601 165	4 867 570	8 998 920
85171100	Line telephone sets with cordless handsets	2 579	11 787	115 237	3 023 815
85171200	Telephones for cellular networks or for other wireless	96 521	506 255	44 005 043	193 442 738
85171800	Telephone sets n.e.c. in item no. 8517.1	29 314	134 104	12 266 139	34 354 052
85176100	Base stations, apparatus for communication in a wired or	154	609 983	14 933	27 694 025
85176210	Radio transmitters and radio receivers of a kind used for	-	360	-	710 623
85176221	Control and adaptor units, including gateways and routers	16 279	35 069	497 973	1 236 338
85176229	Other units of automatic data processing machines other	52 230	362 436	9 469 828	69 451 414
85176230	Aparatus pemindah saluran teleponi atau telegrafi	89	1 073	6 426	36 347
85176241	Modems including cable modems and modem cards	92 372	353 150	5 641 665	20 373 742
85176249	Other apparatus for carrier-current line systems or	5 781	20 291	1 258 843	4 629 337
85176251	Wireless LANs	5 702	11 191	128 137	248 455
85176253	Other transmission apparatus for radio-telephony or	-	1 200	-	60 000
85176259	Other transmission apparatus incorporating reception	270	996	54 232	172 195
85176261	Other transmission apparatus for radio-telephony or	810	3 909	4 475	343 105
85176269	Other transmission apparatus for other than radio-telephony	95	1 906	9 272	71 659
85176291	Portable receivers for calling, alerting or paging	-	3 350	-	328 944
85176299	Other portable receivers for calling, alerting or paging	8 085	71 523	974 789	7 064 826
85176900	Communication apparatus excl telp sets/base stations; machines for transmission/reception of voice, images/oth data incl wired/wireless networks, n.e.c. in item no. 8517.6	1 394	4 402	222 851	1 026 557
85177010	Part of control and adaptor units including gateways,	18 243	227 531	3 842 700	15 375 827
85177021	Part of transmission aparatus, portable receivers for	969	72 850	421 621	15 275 535
85177029	Oth part of transmission aparatus, portable receivers for	156	31 350	36 531	1 764 352
85177031	Part of other printed circuit boards, assembled	1 403	2 924	16 194	175 663
85177039	Part of other printed circuit boards, assembled	1	1 663	199	489 154
85177040	Part of Aerials or antennae of a kind used with apparatus	-	151	-	36 012
85177091	Part of other apparatus for transmission/reception of voice	-	104	-	13 010
85177092	Part of other apparatus for transmission/reception of voice	25	288	329	56 574
85177099	Other part of other apparatus for transmission/reception of	270	11 678	21 499	418 099
85181011	Microphones frequency range of 300 Hz-3,400 Hz,diameter	-	50	-	1 501
85181019	Other microphones, whether or not with their stands	1 226	15 304	32 369	336 767
85181090	other microphones and stands therefor	28	4 193	612	93 486
85182110	Box speaker type, single loudspeakers, mounted in	275 743	1 955 545	2 744 650	17 128 789
85182190	Other single loudspeakers, mounted in their enclosures	38 465	480 566	344 035	4 441 780
85182210	Box speaker type, multiple loudspeakers, mounted in	387 606	2 826 124	3 314 038	22 818 459
85182290	Other multiple loudspeakers, mounted in the same enclosure	2 200	12 604	22 815	58 023
85182920	Loudspeakers, without enclosure, frequency range of	143	1 805	4 487	20 735
85182990	Loudspeakers, whether or not mounted in their	455 242	3 181 165	2 891 009	20 985 956
85183010	Headphone	101	1 470	4 320	118 440

Tabel 3 : Ekspor Indonesia menurut Komoditi (Kode HS 8 digit)

Juni 2019

Kode H S	Uraian golongan barang	Berat bersih (Kg)		Nilai F.O.B. (U S \$)	
		Bulan ini	Kumulatif	Bulan ini	Kumulatif
(1)	(2)	(3)	(4)	(5)	(6)
85183020	Earphone	3 217	49 362	165 309	1 921 108
85183040	Line telephone handsets	-	109	-	17 709
85183051	Other combined microphone/speaker sets :	-	2	-	95
85183059	Other combined microphone/speaker sets	-	16	-	334
85183090	Other headphones & earphones, combine or not w/ microphone	40 674	234 052	1 550 485	9 300 365
85184040	Audio-frequency electric amplifiers,other in line telephone	-	19 128	-	89 137
85184090	Other audio-frequency electric amplifiers used as repeater	116 941	704 132	1 208 256	7 627 017
85185010	Electric sound amplifier sets	38 975	252 173	479 581	3 360 623
85185020	Other electric sound amplifier sets with loudspeakers,	-	1 215	-	3 933
85185090	Other electric sound amplifier sets with other power rating	27 355	162 525	1 173 183	7 102 961
85189010	Part of goods of subheading 8518.10.11, 8518.29.20,	-	9 330	-	138 323
85189020	Part of goods of subheading 8518.40.40	199	814	236 919	537 321
85189030	Part of goods of subheading 8518.21 or 8518.22	93 063	346 740	930 110	3 466 214
85189040	Part of goods of subheading 8518.29.90	1	1	1	1
85189090	Part of goods of other subheading 8518	63 247	634 713	2 119 140	17 736 663
85192010	Coins, tokens or disc operated record players	1	2	36	68
85192090	Other apparatus operated by coins, banknotes, bank cards,	5	104	1 028	3 033
85193000	Turntables (record-decks)	-	179	-	22 070
85195000	Telephone answering machines	-	3	-	50
85198120	Cassette recorders, with built-in amplifiers & built-in	52	21 517	1 111	166 258
85198130	Compact disc players	353	4 421	9 896	46 052
85198149	Other transcribing machine	3	8	15	48
85198169	Other magnetic tape recorders incorporating sound	-	800	-	1 245
85198920	Other record-players with or without loudspeakers	-	54	-	10 220
85198930	Other app using magnetic, optical or semiconductor media for cinematography or broadcasting	-	843	-	16 990
85198990	Other app using magnetic, optical or semiconductor media for other than cinematography or broadcasting	172	1 168	1 373	9 524
85211010	Magnetic tape-type video recording or reproducing apparatusfor cinematography or television broadcasting	5	22	2 617	2 706
85211090	Magnetic tape-type video recording or reproducing apparatusfor other than cinematography or television broadcasting	-	184	-	10 859
85219011	Laser disc players of a kind used in cinematography ortelevision broadcasting	15	15	5 128	5 128
85219019	Laser disc players of other than cinematography ortelevision broadcasting	28 296	186 564	1 014 454	6 701 561
85219091	Video recording / reproduce app oth than magnetic tape- typefor cinematography or television broadcasting	-	180	-	61 500
85219099	Video recording / reproduce app oth than magnetic tape- typefor other than cinematography or television broadcasting	12 830	332 257	202 668	10 205 438
85221000	Pick-up cartridges	19 262	173 117	775 583	7 554 922
85229030	PCB assemblies for cinematographic soundrecorders or reproducers	40 749	122 242	73 443	212 454
85229040	Audio/video tapedecks and compact discmechanisms	27 759	232 958	1 221 350	6 866 818
85229050	Audio/video reproduction heads, magneticitype; magnetic erasing heads and rods	5	15	18 540	18 690
85229091	Oth parts&accessories of cinematographicssound recorders/reproducers	13 117	41 621	3 225 197	9 721 031
85229093	Oth parts&accessories for sound/audiorecording/reproducing (magnetic/optical)	-	1 362	-	71 927
85229099	Oth parts&accessories for other soundor audio recording/reproducing	3 134	31 703	167 541	6 586 483
85232110	Magnetic media card,incorporating amagnetic stripe; unrecorded	16	23	115	232
85232190	Magnetic media card,incorporating amagnetic stripe; recorded	40	9 261	2 541	454 809
85232911	Magnetic computer tapes,width <= 4mm;unrecorded	-	1	-	1
85232919	Other magnetic tapes,width <= 4mm;unrecorded	2	203 475	11	1 253 682
85232921	Magnetic video tapes, width <= 4mm;recorded	2	22	8	197

Tabel 3 : Ekspor Indonesia menurut Komoditi (Kode HS 8 digit)

Juni 2019

Kode H S	Uraian golongan barang	Berat bersih (Kg)		Nilai F.O.B. (U S \$)	
		Bulan ini	Kumulatif	Bulan ini	Kumulatif
(1)	(2)	(3)	(4)	(5)	(6)
85232931	Magnetic computer tapes,4mm<width<=6,5mm;unrecorded	1	8	168	188
85232969	Oth magnetic tapes, width > 6,5mm;recorded, for other purposes	-	1	-	7
85232971	Computer hard disc and diskette;unrecorded	78	371	28 356	63 488
85232979	Other magnetic discs; unrecorded	3	50	21	6 295
85232981	Magnetic disc for reproducing phenomenonot sound/image for computer;recorded	1	315	13	61 910
85232983	Oth magnetic disc reproducing represent.by means of an auto. data process. mach	1	88	1	856
85232986	Magnetic disc,recorded, suitable for cinematography such asnewsreels, travelogues,technical, scientific&oth doc. movies	-	57	-	59 884
85232989	Other magnetic disc for other purposes	-	1	-	3
85232991	Magnetic media oth than disc forcomputer use;unrecorded	-	1	-	5
85232992	Magnetic media oth than disc foroth than computer use;unrecorded	-	1	-	35
85232999	Other magnetic media (not disc)	2	33	561	10 269
85234110	Optical media, unrecorded, forcomputer use	-	18	-	154
85234190	Optical media, unrecorded, forother use	88	674	2 923	90 684
85234911	Disc for laser reading systems forreproducing phenomena not sound/image	-	1	-	20
85234912	Educational, technical, scientific,historical/cultural disc;sound only	1	4	51 000	52 642
85234913	Other kind of disc; sound only	0	1	25	33
85234914	Disc for laser reading system for repro.represent. of instruct,data,sound,etc	1	41	3	4 782
85234919	Cinematographic film oth than newsreel,travelogues,and oth doc. films;optical	11	71	84	1 726
85234993	Oth disc for laser reading systems forreproducing others	-	1	-	10
85234999	Oth disc for laser reading systems	37	412	2 291	41 145
85235111	Solid-state non-volatile storage devicessuitable for computer use;unrecorded	0	144	91	48 624
85235119	Solid-state non-volatile storage devicesfor other use;unrecorded	1	50	20	16 041
85235121	Solid-state non-volatile storage devicessuitable for computer use;recorded	1	3	14	628
85235129	Solid-state non-volatile storage devicesfor other use;recorded	-	2 012	-	356 400
85235130	Solid-state non-volatile storage devicesfor repro. data,sound/image,etc	2	745	125	1 797
85235199	Semi conductors of a kind suitable for other purpose	57	90	776	5 516
85235200	Smart cards	12 338	101 961	629 229	5 180 743
85235910	Proximity cards and tags;semiconductor	3 776	15 820	8 249	66 495
85235990	Other semiconductor media	10	309	105	379
85238040	Gramophone records;storage device	-	2	-	20
85238051	Oth solid-state non-volatil storage dev.;unrecorded,for computer use	-	1 344	-	32 523
85238059	Oth solid-state non-volatil storage dev.;unrecorded,for other use	-	1	-	1
85238092	Oth solid-state non-volatil storage dev.;recorded,reproducing others	-	1	-	1
85238099	Other solid-state non-volatilestorage device	156	1 351	59 060	451 245
85255000	Transmission apparatus	-	159	-	15 669
85256000	Transmission apparatus incorporatingreception apparatus	1	77	80	11 130
85258010	Web cameras	1	1 587	15	323 031
85258031	Video camera recorders,used inbroadcasting	902	8 838	261 200	2 097 101
85258039	Video camera recorders,used inother purposes	2 605	40 288	109 133	1 525 250
85258040	Television cameras	123	460	55 390	95 266
85258051	Digital single lens reflex (DSLR)	3	783	2 316	114 850
85258059	Digital camera other than DSLR	41 234	270 133	7 734 914	50 878 152
85261010	Radar app.,ground based,use in civilaircraft,used solely on sea-going vessel	-	70	-	3 770
85261090	Other radar apparatus	1 166	7 625	105 042	610 167

Tabel 3 : Ekspor Indonesia menurut Komoditi (Kode HS 8 digit)

Juni 2019

Kode H S	Uraian golongan barang	Berat bersih (Kg)		Nilai F.O.B. (U S \$)	
		Bulan ini	Kumulatif	Bulan ini	Kumulatif
(1)	(2)	(3)	(4)	(5)	(6)
85269110	Radio navigational aid app.,use in civilaircraft,used solely on sea-going vessel	1	189	30	3 035
85269190	Other radio navigational aid apparatus	120 076	654 986	9 833 265	54 018 094
85269200	Radio remote control apparatus	1	191	359	64 121
85271200	Pocket-size radio cassette-players	-	125	-	25
85271310	Apparatus radio-broadcasting combined with sound recording/reproducing, portable	21 141	131 115	323 806	1 962 684
85271390	Apparatus radio-broadcasting combined with sound recording/reproducing, not portable	8	10	295	331
85271920	Apparatus radio-broadcasting combined without sound recording/reproducing, portable	46 582	322 570	928 900	6 477 832
85271990	Apparatus radio-broadcasting combined without sound recording/reproducing, not portable	21	1 030	306	3 224
85272100	Radio-broadcast receiver,use ext sourcepower combined with sound record app	130 442	1 053 036	5 295 798	41 165 502
85272900	Radio-broadcast receiver,use ext sourcepower not combined with sound record app	43 946	311 484	1 888 290	14 484 424
85279190	Oth radio-broadcast receiver,ext sourcepower comb. w/ sound record;not portable	-	21 400	-	133 750
85279290	Oth radio-broadcast receiv not capable,w/o ext sourcepower,not combined sound record,comb. a clock,oth mains operated	-	2 147	-	16 770
85279990	Oth radio-broadcast receiv not capable,w/o ext sourcepower,uncombined with sound record&clock,not mains operated	-	1	-	4
85284200	Cathode-ray tube monitors,capable of directly connencting&dessign. use automatic data processing machine of head 84.71	6	661	207	28 843
85284910	Color cathode-ray tube monitors,capable of directlyuse automatic data processing machine of head 84.71	46	1 260	100	5 766
85284920	Monochrome cathode-ray tube monitors,capable of directlyuse automatic data processing machine of head 84.71	5	78	1 351	19 362
85285200	Monitors; other than cathode-ray tube; capable of directly connecting to and designed for use with an automatic data processing machine of heading 84.71	76 729	396 169	1 344 474	6 758 626
85285910	Oth color monitors,capable of directly connencting&designeduse automatic data processing machine of head 84.71	65 632	389 785	5 166 110	27 648 707
85285920	Oth monochrome monitors,capable of directly connec.&desig,use automatic data processing machine of head 84.71	150	158	4 979	5 440
85286200	Projector,capable of directly connencting&designeduse automatic data processing machine of head 84.71	133	160	10 325	13 148
85286910	Other projector,having the capability of projecting ontoa screen diagonally measuring 300 inches or more	2	12	1 169	7 598
85286990	Other projector,having the capability of projecting ontoa screen diagonally measuring less 300 inches	150	348	48	28 328
85287111	Reception appratus for television,set top box which havea communication function,mains operated	344 316	2 850 268	13 050 980	129 749 530
85287119	Reception appratus for television,set top box which havea communication function,not mains operated	-	39	-	1 869
85287191	Reception appratus for television,oth set top box whichhave a communication function,mains operated	12	12 729	2 300	256 424
85287199	Reception appratus for television,oth set top box whichhave a communication function,not mains operated	47	139	21 934	26 919
85287210	Oth reception for TV,colour, battery operated	1	298	15	11 815
85287292	LCD,LED and other flat panel display type	1 241 658	10 833 341	29 321 645	249 546 492
85287299	Oth reception for TV,colour, not battery operated	9 535	29 483	32 423	123 044
85287300	Reception apparatus for tv, wth or not incorporating radio-broadcast receivers/sound/video recording/reproducing apparatus; incorporating a monochrome video display	-	3 951	-	86 154
85291021	Parabolic aerial reflector dishes for TV reception	679	17 623	330	22 009
85291029	Oth parabolic aerial reflector dish for TV reception	304	15 042	283	62 792

Tabel 3 : Ekspor Indonesia menurut Komoditi (Kode HS 8 digit)

Juni 2019

Kode H S	Uraian golongan barang	Berat bersih (Kg)		Nilai F.O.B. (U S \$)	
		Bulan ini	Kumulatif	Bulan ini	Kumulatif
(1)	(2)	(3)	(4)	(5)	(6)
85291030	Telescopic, rabbit & dipole antennae for TV,or radio receivers	381	9 443	12 126	143 434
85291040	Aerial filters and separators	91	948	16 166	151 839
85291060	Feed horns (wave guide)	-	13	-	247
85291092	Oth aeriels&aerial reflectors,used with transmission app. for radio-broadcast/TV	13 062	123 429	107 311	1 127 384
85291099	Oth aeriels&aerials reflector,used with transmission app. for oth purposes	750	20 186	13 057	280 970
85299020	Part of decoder for use with transmission apparatus	225	455	1 200	3 446
85299040	Part of digital cameras/video camera recorders for use with transmission apparatus	587	9 388	238 808	1 677 590
85299051	Oth printed circuit board; assembled,for transmission apparatus	354	3 107	109 006	993 098
85299052	Oth printed circuit board; assembled,for radio-broadcast receiver	14 784	136 456	373 859	3 162 311
85299053	Oth printed circuit board; assembled,for flat panel display monitor/projector	19 627	81 266	116 517	1 061 204
85299054	Oth printed circuit board; assembled,for TV receivers	802	14 547	222	300 309
85299055	Oth printed circuit board; assembled,for other monitor/projector	87	225	1 100	6 905
85299059	Oth printed circuit board; assembled,for other monitor and projectors	456	9 309	103 969	1 532 803
85299091	Oth printed circuit board;not assembled,for television receivers	79 498	587 437	2 706 237	21 469 431
85299094	Oth printed circuit board;not assembled,for flat panel display	25 838	663 539	232 066	13 047 916
85299099	Oth printed circuit board;not assembled,for othermonitor and projectors	10 357	92 112	211 039	1 620 239
85308000	Electrical signaling, safety/traffic control for roads,inland waterways,parking facility,port install./airfields	-	1 676	-	38 188
85309000	Part of equipment railways,tramways,road,waterway,parking facilities,etc	583	1 615	24 905	155 306
85311020	Fire alarms	-	2 246	-	22 680
85311030	Smoke alarms;portable personal alarm(shrill alarm)	111	389	17 708	76 299
85311090	Other alarms and similar apparatus	42 094	147 331	1 403 874	5 180 566
85312000	Indicator panel incorporating LCD/LED	799 932	6 736 063	15 594 915	133 783 402
85318010	Electronic bells and other sound signalling apparatus	2 136	11 118	83 025	363 262
85318021	Vacuum flourescent display panels	-	5	-	233
85318029	Flat panel displays other than vacuum flourescent	71	350	2 907	12 383
85318090	Other electric sound/visual signalling apparatus	23 582	80 246	530 657	1 791 192
85319030	Part of other bells/sound signalling apparatus	-	58	-	583
85319090	Part of other electric sound or visual signalling apparatus	6 710	39 066	126 810	733 530
85321000	Fixed capacitor desgned for use in 50/60Hz circuit, and having reactive power handling capacity >=0.5 kVar	-	1 432	-	69 498
85322100	Tantalum	14 979	85 892	14 828 272	85 402 342
85322200	Aluminium electrolytic	512 373	2 630 964	11 715 700	58 574 294
85322300	Ceramic dielectric,single layer	63 702	368 913	927 069	5 766 493
85322400	Ceramic dielectric,multi layer	23	47	2 827	24 567
85322500	Dielectric of paper or plastic	2 719	13 630	80 394	399 830
85322900	Electrical capacitors; fixed, n.e.c. in heading no. 8532	28 559	328 135	1 956 360	38 250 552
85323000	Variable/adjustable (pre-set) capacitors	208	897	1 844	76 176
85329000	Parts of fixed electrical capasitor	37 256	103 869	10 955 853	29 392 216
85331010	Fixed carbon resistors, composition/film type; surface mounted	2	22	366	13 199
85331090	Fixed carbon resistors, composition/film type; not surface mounted	142	4 616	1 700	228 970
85332100	Electrical resistors; fixed, for a power handling capacity not exceeding 20W (including rheostats and potentiometers but excluding heating resistors and carbon resistors)	187 305	573 377	8 303 956	25 585 675
85332900	Electrical resistors; fixed, for a power handling capacity exceeding 20W (including rheostats and potentiometers but excluding heating resistors and carbon resistors)	43 509	275 176	1 117 430	7 313 620

Tabel 3 : Ekspor Indonesia menurut Komoditi (Kode HS 8 digit)

Juni 2019

Kode H S	Uraian golongan barang	Berat bersih (Kg)		Nilai F.O.B. (U S \$)	
		Bulan ini	Kumulatif	Bulan ini	Kumulatif
(1)	(2)	(3)	(4)	(5)	(6)
85333100	Wirewound variable resistors, rheostats & potentiometers for a power handling capacity <= 20W	1	4	105	1 065
85333900	Wirewound variable resistors, rheostats & potentiometers for a power handling capacity > 20W	220	298	7 241	9 552
85334000	Electrical resistors; variable, including rheostats and potentiometers (excluding heating)	26 578	217 410	516 187	4 184 432
85339000	Parts of fixed resistors	5	22	117	302
85340010	Printed circuits, single-sided	71 412	660 012	762 330	6 977 469
85340020	Printed circuits, double-sided	5	145	198	7 156
85340030	Printed circuits, multi-layer	0	337	13	112 204
85340090	Other printed circuits	11 369	51 102	2 061 291	15 966 929
85351000	Fuses, for a voltage > 1000V	3	7 534	412	221 700
85352110	Automatic circuit breakers for a voltage < 72,5 kV; moulded case type	-	0	-	11
85352120	Automatic circuit breakers for a voltage < 72,5 kV; earth leakage circuit breaker	1	465	771	55 763
85352190	Automatic circuit breakers for a voltage < 72,5 kV; other circuit breaker	1 013	19 814	382 344	696 835
85352910	Automatic circuit breakers for a voltage >= 72,5 kV earth leakage circuit breaker	1 125	2 961	291 584	818 146
85352990	Automatic circuit breakers for a voltage >= 72,5 kV other circuit breaker	6 996	28 460	20 042	82 506
85353011	Disconnecter having a voltage < 36 kV	17	24	1 693	1 989
85353019	Disconnecter having a voltage >= 36 kV	-	54	-	78
85353020	Isolating switch & make-and-break switches for a voltage of >= 66 kV	-	5 495	-	38 750
85353090	Isolating switch & make-and-break switches for a voltage of < 66 kV	4	84 116	40	1 424 358
85354000	Lightning arresters, voltage limiters and surge suppressors	5 062	19 036	429 144	1 909 424
85359010	Bushing and tap changer assemblies for electricity distribution/power transformers	3 623	17 702	35 773	184 136
85359020	Change-over switches of a kind used for starting electric motors	-	194	-	3 377
85359090	Other bushing, tap changer assemblies and switches starting for electricity	9 208	104 826	244 462	1 114 329
85361011	Thermal fuses glass type: suitable for use in electric fans	1	83	46	2 858
85361012	Thermal fuses glass type: other, for a current of < 16 A	400	3 779	15 131	134 961
85361013	Thermal fuses glass type: fuse blocks, of a kind used for motor vehicles	1 984	7 879	23 232	110 811
85361019	Other thermal fuses glass type	96	1 618	1 622	103 839
85361091	Other thermal fuses, suitable for use in electric fans	-	66	-	21 215
85361092	Other thermal fuses, other, for a current of < 16 A	-	1	-	109
85361093	Other thermal fuses, fuse blocks, of a kind used for motor vehicles	-	828	-	16 037
85361099	Other fuses n.e.c. in heading 85.36	74	1 157	690	9 022
85362011	Automatic circuit breakers; moulded case, for a current, of less than 16 A	-	9 035	-	107 711
85362013	Automatic circuit breakers; moulded case, for a current, > 32A but <= 1000A	-	3 086	-	74 976
85362019	Automatic circuit breakers; moulded case, for a current, > 1000A	16 117	131 273	849 695	6 811 792
85362020	Automatic circuit breakers, kind incorporated into electrothermic domestic appliances of heading 85.16	-	1 554	-	37 582
85362091	Automatic circuit breakers, kind incorporated into electrothermic domestic appliance, other of a current < 16A	-	1 109	-	10 157
85362099	Automatic circuit breakers, kind incorporated into electrothermic domestic appliance, other of a current >= 16A	1 286	3 720	24 614	89 048
85363020	Electrical circuit protector used in radio equipment or in electric fans	837	4 739	13 570	77 794
85363090	Other apparatus for protecting electrical circuits	26 182	162 048	883 734	5 002 485
85364110	Digital relays, voltage <= 60V	7 560	43 806	200 032	1 086 868
85364130	Relays used in electric fans, voltage <= 60V	-	267	-	150
85364140	Other relays, voltage <= 60V, a current < 16A	18 493	90 257	897 267	3 984 228

Tabel 3 : Ekspor Indonesia menurut Komoditi (Kode HS 8 digit)

Juni 2019

Kode H S	Uraian golongan barang	Berat bersih (Kg)		Nilai F.O.B. (U S \$)	
		Bulan ini	Kumulatif	Bulan ini	Kumulatif
(1)	(2)	(3)	(4)	(5)	(6)
85364191	Semiconductor/electro-magnetic relays <=28 V	67 094	511 640	2 215 671	18 627 395
85364199	Semiconductor/electro-magnetic relays >28 V	24 134	135 316	613 309	3 661 048
85364910	Digital relays,voltage > 60V	478	2 687	18 466	191 841
85364990	Other digital relays,voltage > 60V	187 240	793 676	4 868 967	20 675 836
85365020	Over-current and residual-current,automatic switches	33 395	184 620	615 859	3 712 056
85365033	High inrush switch,of a rated current carrying capacity<16A	2	2	244	267
85365039	Other high inrush switches and commutators for stoves and ranges	464	27 123	31 958	617 219
85365040	Miniature switches suitable for rice cookers or toaster ovens	-	20	-	40
85365051	Electronic AC switch,voltage<=1000V, for a current < 16A	-	4 527	-	82 968
85365059	Electronic AC switch,voltage<=1000V, for a current >= 16A	-	157	-	2 537
85365061	Make&break switch used in domestic electrical wiring,<=500V,for a current < 16A	45 422	201 962	1 557 724	6 754 733
85365069	Make&break switch used in domestic electrical wiring,<=500Vfor a current >= 16A	63	105	8 136	8 805
85365095	Oth make&break switch,>500V,change-over switches; for starting elec.motors/fuse switches	3 320	15 485	71 463	239 189
85365099	Other make&break switch,>500V	133 159	977 345	6 686 500	49 884 927
85366110	Lamp holder used for compact lamps or halogen lamps	160	1 307	100	5 817
85366191	Lamp holder used for oth lamps,a current< 16A	-	95	-	3 987
85366199	Lamp holder used for oth lamps,a current>= 16A	-	224	-	677
85366911	Telephone plugs for a current < 16A	-	432	-	19 440
85366919	Telephone plugs for a current >= 16A	169	662	11 076	25 271
85366929	Audio/video & cathode ray tube socket for TV or radioreceiver,a current > 16A	7	33	35	1 954
85366932	Socket&plug for co-axial cable&printed circuits,for a current < 16A	326	3 133	35 282	214 277
85366939	Socket&plug for co-axial cable&printed circuits,for a current >= 16A	16 911	18 076	726 560	784 030
85366992	Oth Socket&plug for co-axial cable&printed circuits,for a current < 16A	9	7 145	765	82 877
85366999	Oth Socket&plug for co-axial cable&printed circuits,for a current >= 16A	18 815	206 176	819 592	8 389 799
85367010	Connector for optical fibres,optical fibres bundles or cables;ceramics	0	566	115	2 547
85367020	Connector for optical fibres,optical fibres bundles or cables;copper	0	0	2	2
85367090	Oth connector for optical fibres,optical fibres bundles or cables	3 418	37 251	852 839	5 747 989
85369012	Connection&contact elements for wires & cables;wafer probers;current < 16A	8	209	3 118	32 125
85369019	Connection&contact elements for wires & cables;wafer probers;current >= 16A	5 109	574 972	170 379	888 170
85369029	Junction boxes,for a current >= 16A	17 559	106 325	1 091 545	8 155 369
85369032	Cable connector,connector/adaptor for co-axial cable,commutator,current<16A	18 351	30 300	1 950 679	3 358 262
85369039	Cable connector,connector/adaptor for co-axial cable,commutator,current>=16A	137 248	1 082 200	2 908 205	29 989 577
85369094	Other cable connector,for a current < 16A	6 098	19 894	141 084	428 533
85369099	Other cable connector,for a current >= 16A	81 405	563 383	2 523 867	19 785 816
85371011	Control panel use in distributed controlsystem;voltage<1000V	912	61 788	996	956 533
85371012	Control panel fitted with a programmable processor;voltage<1000V	1 444	1 819	52 253	55 710
85371013	Control panel for AC,refrigerator,washing mach.,vacuum cleaner,mixer,water heater	583	3 911	36 236	301 778
85371019	Other control panel	627 348	1 064 880	21 003 392	31 506 311
85371020	Distribution board (incl back panels & back planes) used with auto data process. mach.,telp sets,transmiss. app.	3	21 778	2 613	150 364
85371030	Programmable logic controllers for auto-mach for transport handling&storages of dies for semiconductor device	23	15 473	1 058	250 530

Tabel 3 : Ekspor Indonesia menurut Komoditi (Kode HS 8 digit)

Juni 2019

Kode H S	Uraian golongan barang	Berat bersih (Kg)		Nilai F.O.B. (U S \$)	
		Bulan ini	Kumulatif	Bulan ini	Kumulatif
(1)	(2)	(3)	(4)	(5)	(6)
85371091	Switchboard & control panels: used in radio equipment or electric fans	15 352	19 630	2 055 658	2 872 882
85371092	Switchboard & control panels: use in distributed control systems	41 583	263 236	968 340	6 567 795
85371099	Switchboard & control panels: use for other purposes	122 652	607 949	5 132 142	20 983 551
85372019	Switchboards incorporating electrical instruments for breaking, connecting/protecting electrical circuit < 66 kV	771 013	4 485 237	20 023 663	122 034 272
85372029	Control panels incorporating electrical instruments for breaking, connecting/protecting electrical circuit < 66 kV	5 100	8 310	61 258	306 816
85372090	Oth board for electrical control for voltage< 1000 volt	197 171	1 608 922	3 041 874	28 464 617
85381011	Parts of programmable logic controllers for auto-mach for transport for semiconductor device, voltage <=1000V	-	4 711	-	17 696
85381019	Other part of programable logic controller used in radioequipment,vaoltage <=1000V	7 976	54 983	80 934	648 285
85381021	Parts of programmable logic controllers for auto-mach for transport for semiconductor device, voltage >1000V	-	251	-	6 056
85381029	Other part of programable logic controller used in radioequipment,vaoltage >1000V	1 364	37 355	80 067	1 041 663
85389011	Part including printed circuit assmbles of telp plug;connect&contact element, wire & cable, voltage <=1000V	7	125	321	9 640
85389012	Part of switch,socket&plug for coaxial cable, etc oth apparatus,voltage <=1000V	20 405	99 322	525 003	2 498 512
85389019	Oth part of electric switch,socket&plug, voltage<= 1000V	81 010	379 821	4 004 227	17 745 470
85389020	Oth part including printed circuit assmbles of telp plug;connect&contact; voltage>1000V	17 203	183 124	476 871	3 784 281
85391010	Sealed beam lamp units for motor vehicles	2 458	15 213	48 468	326 668
85391090	Sealed beam lamp units for others	997	11 666	24 974	64 196
85392120	Tungsten halogen used in medical equipment	180	1 798	1 029	13 880
85392130	Tungsten halogen used for motor vehicles	97	11 004	1 133	18 297
85392190	Other tungsten halogen	282	1 283	3 610	8 230
85392231	Other reflector lamp bulbs,used in decorative illumination,power <= 60 W	2	2 896	193	17 349
85392232	Other reflector lamp bulbs,used in decorative illumination,power > 60 W	-	2	-	94
85392233	Other reflector lamp bulbs,for domestic lighting,power<=200W & voltage>100V	5	1 650	70	1 049
85392239	Other reflector lamp bulbs, power<=200W & voltage>100V	-	18 959	-	72 006
85392291	Oth filament lamp,excl ultra-violet/infra-red halogen,power<=200W&>100V,used decorative illumination,power<=60W	-	10	-	104
85392293	Oth filament lamp,excl ultra-violet/infra-red halogen,power<=200W&>100V,for domestic lighting	3	317	3	1 407
85392299	Oth filament lamp,excl ultra-violet/infra-red halogen,power<=200W&>100V	20	181	1 050	2 922
85392920	Oth filament lamp,excl ultra-violet/infra-red, use motorvehicles	12 178	68 349	144 201	824 463
85392930	Oth filament lamp,excl ultra-violet/infra-red, for otherreflector lamp bulbs	160	1 553	1 530	83 095
85392941	Flashlight bulbs:miniature indicator bulbs, rated up to 2.25V, suitable for medical equipment	132	132	800	800
85392949	Other flashlight bulbs:miniature indicator bulbs, rated up to 2.25V	7	8	38	109
85392950	Oth filament lamps,exc tungsten halogen,oth have capacity, >200W&<300 and voltage > 100V	-	535	-	2 500
85392960	Oth filament lamps,exc tungsten halogen,oth have capacity, <=200W and voltage <=100V	7	71	131	1 225
85392990	Oth filament lamps,exc tungsten halogen,oth have capacity, >300W	890	1 655	65 478	107 363
85393110	Tubes for compact fluorescent lamps of fluorecent, hot cathode, excl UV lamps	-	2	-	53

Tabel 3 : Ekspor Indonesia menurut Komoditi (Kode HS 8 digit)

Juni 2019

Kode H S	Uraian golongan barang	Berat bersih (Kg)		Nilai F.O.B. (U S \$)	
		Bulan ini	Kumulatif	Bulan ini	Kumulatif
(1)	(2)	(3)	(4)	(5)	(6)
85393120	Straight tubes for oth fluorescent lamps,hot cathode, excl UV lamps	-	750	-	9 687
85393130	Compact fluorescent lamps with built-in ballasthot cathode, excl UV lamps	-	102	-	629
85393190	Oth fluorescent,hot cathode, discharge lamps, excl UV lamps	59	43 004	1 962	167 611
85393200	Mercury/sodium vapour lamps;metal halidelamps excl UV lamps	5	5	1 765	1 765
85393930	Oth fluorescent, cold cathode types,discharge lamps,excl UV lamps	800	10 135	24 268	200 900
85393990	Other discharge lamps, other than UV lamps, cold cathode types	1 881	7 625	50 253	197 982
85394100	Arc lamps	3 486	8 478	882 247	2 768 072
85394900	Ultra-violet/infra-red lamps	797	13 941	4 252	44 994
85395000	Light-emitting diode (LED) lamps	1 310	33 591	19 211	646 482
85399010	Aluminium end cap for fluoresc lamp; aluminium screw caps for incandescent lamps	31	333	9 600	10 158
85399020	Parts of aluminium end for fluorescen lapmps; of kind used for motor vehicles	47	1 187	385	18 838
85399090	Oth parts of aluminium end for fluorescen lapmps; of kind used for motor vehicles	2 327	11 238	38 890	299 975
85401100	Color cathode-ray television picture tubes including video monitor cathode-ray tube	-	0	-	1
85402000	TV camera tubes; image converters and intensifiers; other photo-cathode tubes	-	174	-	1 900
85408100	Receiver/amplifier valves and tubes	-	30	-	3 138
85408900	Valves and tubes; n.e.c. in heading no. 8540	-	5	-	2 666
85409990	Other parts of thermionic,cold cathode orphoto-cathode,valves and tubes	31	76	1 298	3 245
85411000	Diodes, other than photosensitive/light emitting diodes	419	6 352	311 532	1 876 982
85412100	Transistor oth than photosensitive with a dissipation rate of <1 W	17	1 484	14 579	483 316
85412900	Transistor oth than photosensitive with a dissipation rate of >=1 W	26 979	97 823	3 759 179	6 527 624
85413000	Thyristors,diacs and triacs,other photosesintive devices	-	35	-	3 829
85414010	Light emitting diodes	5 022	17 967	2 714 601	8 428 841
85414021	Photovoltaic cells, not assembled	-	8	-	676
85414022	Photovoltaic cells, assembled in modulesor made up into panels	25 448	359 387	414 178	4 935 136
85414029	Oth photocells, including photodiodes & phototransistors	4 042	4 156	6 048	16 826
85414090	Oth photosensitive semiconductor devices	14 828	71 510	1 046 876	5 647 621
85415000	Electrical apparatus; photosensitive semiconductor devices n.e.c. in heading no. 8541, incl. photovoltaic cells, whether / not assembled in modules or made up into panels	2 952	16 977	4 306 104	19 974 877
85416000	Mounted piezo-electric crystals	2 775	24 692	2 932 863	25 161 802
85419000	Parts of diodes,transistors & similar; photosensitivessemiconductor devices	689	5 391	180 616	1 126 571
85423100	Processor & controller of electronics integrated circuits	28 621	141 096	3 078 848	21 589 382
85423200	Memories of electronic integrated circuits	23	17 850	13 392	273 171
85423300	Amplifiers of electronic integrated circuits	590	2 560	2 940	436 851
85423900	Electronic integrated circuits; n.e.c. in heading no. 8542	39 168	200 976	10 115 424	55 975 612
85429000	Parts of electronic integrated circuits	7 189	75 929	3 843 317	21 932 648
85432000	Signal generators of electrical machines and appartus	38	52	190	9 715
85433090	Oth machine and apparatus for electroplating,electrolysisor electrophoresis	108	13 286	10 524	418 988
85437010	Electric fence energisers	-	1 730	-	570
85437020	Remote control apparatus,oth radio remote control apparatus	271 666	1 973 407	6 406 781	44 857 886
85437030	Electrical machines with translation/dictionary functions	81	1 244	6 446	43 977
85437040	Equipment/machine for removal dust particle&curingmaterial by UV light for mfg of printed circuit boards	-	253	-	8 026

Tabel 3 : Ekspor Indonesia menurut Komoditi (Kode HS 8 digit)

Juni 2019

Kode H S	Uraian golongan barang	Berat bersih (Kg)		Nilai F.O.B. (U S \$)	
		Bulan ini	Kumulatif	Bulan ini	Kumulatif
(1)	(2)	(3)	(4)	(5)	(6)
85437090	Oth equipment/machine for removal dust particle&curingmaterial by UV light for mfg of printed circuit boards	37 158	87 151	1 115 088	3 434 775
85439010	Parts of particle accelerators or signal generators	-	0	-	1 211
85439020	Part of Wet processing equipment for the application by immersion of chemical/electrochemical solutions	-	7 358	-	155 093
85439040	Part of Equipment/machine for removal dust particle&curingmaterial by UV light for mfg of printed circuit boards	-	0	-	195
85439090	Parts of oth electrical machines and apparatus,having individual fuctions	27 180	91 195	5 372 864	16 303 180
85441120	Winding wire of copper,with an outer coating/covering of,paper,textile/poly(vinyl chloride)	1 276 006	6 327 496	8 667 098	42 719 799
85441130	Winding wire of copper,with an outer coating/covering of,lacquer	201	934	3 591	49 144
85441140	Winding wire of copper,with an outer coating/covering of, enamel	453 735	3 226 345	3 662 124	25 909 001
85441190	Winding wire of other than copper	9 318	95 194	121 670	1 211 619
85441900	Insulated electric conductors; winding wire, (of other than copper)	9 827	93 274	292 400	2 730 977
85442011	Co-axial cable&oth co-axial electric conductor, fitted with connector;<=66kV;insulated with rubber/plastic	10 469	74 700	110 818	1 171 191
85442019	Co-axial cable&oth co-axial electric conductor, fitted not with connector;<=66kV;insulated with rubber/plastic	81 019	696 149	1 299 280	9 681 153
85442021	Co-axial cable&oth co-axial electric conductor, not fitted with connector;<=66kV;insulated with rubber/plastic	99	42 954	8 065	180 385
85442029	Co-axial cable&oth co-axial electric conductor, not fitted not with connector;<=66kV;insulated with rubber/plastic	522	12 765	2 094	579 897
85442039	Co-axial cable&oth co-axial electric conductor, fitted not with connector;>66kV;insulated with rubber/plastic	481	1 693	33 355	138 850
85442041	Co-axial cable&oth co-axial electric conductor, not fitted with connector;>66kV;insulated with rubber/plastic	-	75	-	42
85442049	Co-axial cable&oth co-axial electric conductor, not fitted not with connector;>66kV;insulated with rubber/plastic	5 299	6 205	41 409	48 959
85443012	Wiring harness for motor vehicle; for used vehicles ofhead 87.02,87.03,87.04/84.11;insulate with rubber/plastic	1 728 964	9 026 227	15 881 981	141 463 851
85443013	Wiring harness for motor vehicle; for used vehicles of exclhead 87.02,87.03,87.04/84.11;insulate with rubber/plastic	703 593	5 425 459	15 155 304	117 623 921
85443014	Wiring harness for motor vehicle; for used vehicles of head87.02,87.03,87.04/84.11;not insulate with rubber/plastic	-	32	-	32
85443019	Wiring harness for motor vehicle; for used vehicles of exclhead 87.02,87.03,87.04/84.11;not insulate w rubber/plastic	1 349 068	11 535 705	27 057 696	234 418 296
85443091	Ignition wiring sets,not wiring set,used in vehicle,aircraft/ship;insulate rubber/plastic	334	1 211	15 687	55 675
85443099	Ignition wiring sets,not wiring set,used in vehicle,aircraft/ship; no insulate rubber/plastic	257 109	1 007 631	4 608 775	17 873 280
85444211	Submarine telephone/telegraph/radio relay cablesfitted with connectors; voltage <= 80 V	0	15	22	1 772
85444213	Electric conductor with connectors for telecommunication used, voltage <=80V, insulated with rubber, plastic/paper	-	81	-	4 976
85444219	Electric conductor with connectors for telecommunication used, voltage<=80V, not insulated with rubber,plastic/paper	154 432	800 665	3 340 584	21 579 292
85444221	Telephone, telegraph, radio relay cable submarine,fitted with conector;80V<voltage<=1000V	-	200	-	123
85444223	Electric conductor with connectors for telecommunication used, 80V<voltage<=1.000V,inslted with rubber,plastic/paper	1 343	4 034	551 358	1 144 912
85444229	Electric conductor with connectors for telecommunication used 80V<volt<=1.000V,not inslted with rubber,plastic/paper	19 354	139 006	262 426	1 676 631

Tabel 3 : Ekspor Indonesia menurut Komoditi (Kode HS 8 digit)

Juni 2019

Kode H S	Uraian golongan barang	Berat bersih (Kg)		Nilai F.O.B. (U S \$)	
		Bulan ini	Kumulatif	Bulan ini	Kumulatif
(1)	(2)	(3)	(4)	(5)	(6)
85444232	Battery cables,insulate with rubber/plasticfor vehicle 8702,8703,8704/8711, 80V<voltage<=1.000V	-	7	-	141
85444233	Battery cables,insulate with rubber/plastic for other thanvehicle 8702,8703,8704/8711, 80V<voltage<=1.000V	-	1	-	361
85444239	Battery cables,not insulate with rubber/plastic forother than vehicle 8702,8703,8704/8711, 80V<voltage<=1.000V	-	116	-	3 438
85444294	Other electric cables insulated with plastic,having a core diameter <=5 mm	-	5 549	-	58 446
85444295	Other electric cables insulated with plastic,having a core diameter >5 mm and <=19.5 mm	162	1 316	36 138	224 854
85444296	Other electric cables insulated with plastic, diameter> 19.5 mm	5	3 589	316	18 210
85444297	Other electric cables insulated with paper/rubber	110 699	1 171 572	1 084 047	10 942 291
85444298	Fiat data cables having two lines or more	47	2 708	525	60 643
85444299	Other electric cables other than insulated with plastics, paper/rubber, diameter> 5 mm	121 736	992 860	1 813 286	13 060 788
85444911	Submarine telephone/telegraph/radio relay cablesnot fitted with connectors; voltage <= 80 V	84	324	14 344	27 026
85444913	Oth electric conductor, not fitted connector,insulated withrubber,paper/plastic for used telcomnication, voltage <=80V	-	60	-	381
85444919	Oth electric conductor, not fitted connector,not insulated for used telecommunication, voltage <=80V	3 557	35 086	219 653	893 650
85444921	Shielded wire for manufactur of auto-wiring harnesses, not for telecommunication, <=80 v	2 167	28 404	40 716	3 365 121
85444922	Electrical cables insulated with plastic diameter<=19.5 mm,not use for telecommunicationt, voltage <=80V	4 034	31 216	24 677	351 239
85444923	Electrical cables insulated with plastic diameter<=19.5 mm,for oth electric cables insualated with plastic	-	1 015	-	2 257
85444929	Electrical cables insulated with plastic diameter>19.5 mm,not use for telecommunicationt, voltage <=80V	5 179	168 922	110 191	864 145
85444931	Submarine telephone/telegraph/radio relay cablesnot fitted with connectors; 80V<voltage <=1.000 V	-	108	-	19 034
85444932	Oth electric conductor, not fitted connector,insulated withplastic for used telcomnication, 80V< voltage <= 1.000V	-	149	-	1 929
85444939	Oth electric conductor, not fitted connector,insulated withoth material for used telecommunication, 80V< voltage <=1kV	1 621 749	12 100 187	10 027 218	74 038 169
85444941	Cable insulated with plastics, not fitted connectorfor not used telcomnication, 80V< voltage <= 1.000V	30 123	155 204	185 073	952 619
85444942	Oth electric conductor, not fitted connector,insulated withrubber, paper/plastics for not used telec, 80V<volt <=1000V	-	2 118	-	49 864
85444949	Oth electric conductor, not fitted connector,insulated withoth material oth than telecommunication, 80V< voltage <=1kV	161 002	1 273 503	904 833	7 070 901
85446011	Cables insulated with plastics, diameter <= 22,7 mm,1 kV<voltage<=36 kV	109 380	159 922	434 162	628 102
85446012	Oth electric conductors, insulated with rubber, plastics/paper, 1 kV<voltage<=36 kV	130 218	130 218	716 324	716 324
85446019	Oth electric conductors, not insulated, 1 kV<voltage<=36 kV	-	139 240	-	737 463
85446029	Oth electric conductors,not insulated,36 kV<voltage<=66 kV	-	28	-	3 645
85446039	Oth electric conductors, not insulated, voltage >66 kV	1	42	82	8 734
85447010	Optical fibre cable of telephone, telegraph, radio relay cables,submarine	-	41 529	-	36 862
85447090	Other optical fibre cables	111 366	718 427	567 983	5 116 328
85451900	Electroda of graphite/oth carbon, used not for furnaces	207 265	1 368 527	311 500	2 095 967
85452000	Carbon brushes of graphite/oth carbon, for electrical purposed	13	251	1 357	7 008
85459000	Lamp carbons,battery carbons & oth article of graphite/oth carbon,with or w/o metal for electrical purposes	3 223	44 010	20 130	388 497

Tabel 3 : Ekspor Indonesia menurut Komoditi (Kode HS 8 digit)

Juni 2019

Kode H S	Uraian golongan barang	Berat bersih (Kg)		Nilai F.O.B. (U S \$)	
		Bulan ini	Kumulatif	Bulan ini	Kumulatif
(1)	(2)	(3)	(4)	(5)	(6)
85461000	Electrical insulators of glass	-	3 908	-	13 026
85462010	Transformer bushing& circuit breaker insulators,of ceramics	1	1 267	125	61 991
85462090	Electrical insulators of any material other than glass and ceramics	112	479	676	2 103
85469000	Electrical insulators; other than of glass and ceramics	79	5 794	2 384	116 711
85471000	Insulating fitting for electrical mchines, appliances/equipment; of ceramics	2	30	60	150
85472000	Insulating fitting for electrical mchines, appliances/equipment; of plastic	7 787	65 718	188 035	1 466 933
85479010	Electric conduit tubing & joint therefor of base metal line with insulating material	-	168	-	4 607
85479090	Other insulating fittings for electrical mchines,appliances/equipment,being fitting wholly of insulating material apart	9 496	9 613	124 681	127 375
85481019	Lead acid scrap storage batteries, drained/undrained, of 6V and 12V electric accumulators of height >=23cm	1	1	1	1
85481099	waste and scrap containing other primary cells,primary batteries, and electric accumulator of used in aircraft	498	15 064	150	39 648
85489010	Image sensors contact type copmrising a photo-conductive sensor element,an electric charge storage cendenser,	66	870	116	8 936
85489020	Printed circuit assemblies including such assemblies for external connections	26 303	303 673	247 140	3 298 134
85489090	other waste and scrap of other primary cells,primary batteries, and electric accumulator of used in aircraft	24 127	186 655	21 584	252 329
86012000	Rail locomotives powered by electric accumulators	-	21	-	1 239
86040000	Railway/tramway maintenance/service vehicles, whether or,not self-propelled	-	1 202	-	409 108
86050000	Railway/tramway passenger coach&oth special purpose railwayor tramway coaches not self-propelled	-	2 242 260	-	23 861 460
86061000	Tank wagons and the like	-	120	-	660
86071100	Driving bogies and bissel-bogies	-	2 815	-	92 166
86071900	Axles and wheels, and parts thereof	542 391	4 990 902	898 350	7 890 715
86072900	Brakes and parts thereof other than air brakes	-	1 092	-	26 400
86073000	Hooks & oth coupling devices, buffers, and parts thereof	-	2 730	-	12 994
86079900	Railway or tramway rolling stock; parts n.e.c. in heading no. 8607	24 548	165 233	317 542	3 312 086
86080090	non electro-mechc equip of railway/tramway track fixtures,fiiting, mechanic signaling,safety/traffic control equipment	-	189	-	2 240
86090010	Containers of metal,designed&equipped for carriage by one/more modes of transport	5 300	128 952	23 880	556 220
86090090	Containers of oth material,designed&equipped for carriage by one/more modes of transport	38 243	508 455	28 148	705 686
87011011	Single axle tractor of power <=22.5kW,whether or not electricity for agricultural use	9 272	230 371	55 936	1 151 688
87011019	Single axle tractor of power <=22.5kW,whether or not electricity for other than agricultural use	-	1 100	-	10 936
87012010	Road tractors for semi-trailers,ckd	-	1 615	-	4 000
87012099	Road tractors for semi-trailers, used goods, not ckd	1	1	2	2
87013000	Track-laying tractors	-	1 400	-	3 076
87019110	Agriculture tractors of engine power <=18kW	450	11 298	3 900	37 194
87019190	Other tractors of engine power <=18kW	-	1 172	-	38 950
87019210	Agriculture tractors of engine 18kW>power<=37kW	545 966	3 390 974	5 090 257	31 959 028
87019310	Agriculture tractors of engine 37kW>power<=75kW	78 837	230 010	644 153	2 040 562
87019510	Agriculture tractors of engine power > 130kW	200	6 402	150	17 418
87019590	Other tractors of engine power > 130kW	-	170	-	220
87021010	Motor cars(incl stretch limousine)for transport>=10 person,diesel/semi-diesel, ckd	2 010	6 020	5 000	28 489
87021041	Motor coach,bus/minibus,for transport>=10 person, g.v.w.>= 6 t but <=18 t,diesel/semi-diesel, ckd	2 150	73 100	3 571	413 370
87021049	Motor coach,bus/minibus,for transport>=10 person, g.v.w.> 18 t but <=24 t,diesel/semi-diesel, ckd	-	4 011	-	112 642
87021060	Motor cars(incl stretch limousine)for transport>=10 person,diesel/semi-diesel, ckd	356 776	485 707	4 997 466	6 753 253

Tabel 3 : Ekspor Indonesia menurut Komoditi (Kode HS 8 digit)

Juni 2019

Kode H S	Uraian golongan barang	Berat bersih (Kg)		Nilai F.O.B. (U S \$)	
		Bulan ini	Kumulatif	Bulan ini	Kumulatif
(1)	(2)	(3)	(4)	(5)	(6)
87029040	Motor car, Limousine not coaches, bus/minibus other than gasoline, hybrid, electric propulsion, not CKD	-	2 216	-	32 770
87031090	Other than, Golf cars vehicle specially designed transport of persons	13 450	18 434	58 783	84 988
87032115	Sedan, gasoline of cylinder <1000cc, CKD	-	1 200	-	3 200
87032129	Other motor car (Station Wagon & sport cars) of 4WD gasoline of cylinder <1000cc, CKD	1 080 726	3 484 945	5 317 879	17 112 253
87032130	Vans, gasoline of cylinder <1000cc, CKD	-	4 200	-	18 000
87032159	Other motor car (Station Wagon & sport cars) of Not 4WD gasoline of cylinder <1000cc, Not CKD	1 952 500	12 887 600	14 448 165	93 979 663
87032190	Vans, gasoline of cylinder <1000cc, Not CKD	165 390	675 558	699 987	2 938 113
87032217	sedan, gasoline of a cylinder 1,000 < cc <= 1,500, CKD	3 148	3 148	3 250	3 250
87032221	Other motor car (Station Wagon & sport cars) of 4WD gasoline of a cylinder 1,000 < cc <= 1,500, CKD	3 000	5 000	16 571	21 142
87032229	Other motor car (Station Wagon & sport cars) Not of 4WD gasoline of a cylinder 1,000 < cc <= 1,500, CKD	340 776	1 792 018	2 733 905	13 900 547
87032251	Other motor car (Station Wagon & sport cars) of 4WD gasoline of a cylinder 1,000 < cc <= 1,500, Not CKD	-	115	-	2 400
87032259	Other motor car (Station Wagon & sport cars) of Not 4WD gasoline of a cylinder 1,000 < cc <= 1,500, Not CKD	12 045 125	60 132 327	105 895 336	508 658 768
87032290	Vans, gasoline of a cylinder 1,000 < cc <= 1,500, Not CKD	930 000	6 536 290	8 280 725	58 401 584
87032321	sedan, gasoline of a cylinder 1,500 < cc <= 1,800, CKD	-	2 400	-	1 000
87032357	Sedan, gasoline of a cylinder 2,000 < cc <= 2,500, Not CKD	1 525	1 525	20 994	20 994
87032358	Sedan, gasoline of a cylinder >2,500cc, Not CKD	-	14 400	-	78 400
87032365	Other motor car (Station Wagon & sport cars) of Not 4WD gasoline of a cylinder 1,500 < cc <= 1,800, Not CKD	3 472 775	53 377 449	29 154 470	435 662 966
87032366	Other motor car (Station Wagon & sport cars) of Not 4WD gasoline of a cylinder 1,800 < cc <= 2,000, Not CKD	-	133 221	-	1 713 953
87032367	Other motor car (Station Wagon & sport cars) of Not 4WD gasoline of a cylinder 2,000 < cc <= 2,500, Not CKD	147 258	6 380 176	1 381 694	53 647 216
87032368	Other motor car (Station Wagon & sport cars) of Not 4WD gasoline of a cylinder >2,500cc, Not CKD	5 348 370	45 101 393	55 443 899	475 027 732
87032415	Sedan, gasoline of a cylinder >3000cc, CKD	1 520	4 440	99 741	419 222
87032430	Vans, gasoline of a cylinder >3000cc, of Not 4WD, CKD	2 950	2 950	15 175	15 175
87032445	Sedan, gasoline of a cylinder >3000cc, of 4WD, Not CKD	-	6	-	1
87032449	Sedan, gasoline of a cylinder >3000cc, of Not 4WD, Not CKD	3 020	6 203	384 400	685 322
87032451	Other motor cars (Station Wagon & sport cars) of 4WD gasoline of a cylinder >3000cc, Not CKD	10 345	14 945	366 513	667 823
87032459	Other motor car (Station Wagon & sport cars) of Not 4WD gasoline of a cylinder >3000cc, Not CKD	8 918	13 570	1 478 231	1 485 231
87032469	Other than wagon, sport car & vans, of Not 4WD gasoline of a cylinder >3000cc, Not CKD	1 879	4 499	1 400	15 103
87033129	Other motor cars (Station Wagon & sport cars) of Not 4WDDiesel of cylinder <1500cc, CKD	3 000	6 000	7 345	13 845
87033222	Sedan, diesel of cylinder 1,800 < cc <= 2,000, CKD	-	1 513	-	17 150
87033232	Other motor cars (Station Wagon & sport cars) of 4WDDiesel of cylinder 1,800 < cc <= 2,000, CKD	8 000	16 000	26 017	63 576
87033261	Sedan, diesel of cylinder 1,500 < cc <= 1,800, Not CKD	-	1 513	-	9 224
87033276	Other motor car (Station Wagon & sport cars) of Not 4WDDiesel of cylinder > 2,000cc, Not CKD	50 968	197 094	643 433	2 494 896
87033314	Motor-homes, diesel of cylinder > 2,500cc, CKD	2 240	2 240	22 615	22 615
87033321	Sedan, diesel of cylinder 2,500 < cc <= 3,000, CKD	-	2 420	-	9 142
87033340	Other, diesel of cylinder > 2,500cc, of 4WD, CKD	-	9 000	-	58 029
87033371	Other motor cars (Station Wagon & sport cars) of 4WDDiesel of cylinder 2,500 < cc <= 3,000, Not CKD	-	1 670	-	12 500
87033372	Other motor cars (Station Wagon & sport cars) of 4WDDiesel of cylinder > 3,000cc, Not CKD	-	2 815	-	10 714
87033390	Other, diesel of cylinder > 2,500cc	-	1 480	-	11 385

Tabel 3 : Ekspor Indonesia menurut Komoditi (Kode HS 8 digit)

Juni 2019

Kode H S	Uraian golongan barang	Berat bersih (Kg)		Nilai F.O.B. (U S \$)	
		Bulan ini	Kumulatif	Bulan ini	Kumulatif
(1)	(2)	(3)	(4)	(5)	(6)
87034042	Hearse gasoline hybrid-eng can't be charged,1,000cc<cylinder capacity<=1,500cc,Not CKD	-	2 500	-	12 250
87034047	Hearse gasoline hybrid-eng can't be charged, cylinder capacity > 3,000cc, Not CKD	-	5 000	-	38 500
87034097	Vans gasoline hybrid-eng can't be charged,cylinder capacity >3,000cc,of 4WD, Not CKD	-	2 020	-	2 692
87035096	Vans of 4WD diesel hybrid-eng can't be charge,2,500<cc<=3,000, Not CKD	-	4 025	-	11 087
87041013	Motor vehicles for transport of good design for off-highway usewith g.v.w. < 5 t, CKD	6 618	29 081	56 859	165 704
87041014	Motor vehicles for transport of good design for off-highway usewith 5 t < g.v.w. < 10 t, CKD	20 500	28 750	79 800	90 486
87041018	Motor vehicles for transport of good design for off-highway usewith g.v.w. > 45 t, CKD	-	426 660	-	362 500
87041031	Motor vehicles for transport of good design for off-highway usewith g.v.w. < 5 t, not CKD	6 000	47 000	51 222	359 874
87041032	Motor vehicles for transport of good design for off-highway usewith 5 t < g.v.w. < 10 t, not CKD	2 100	2 100	8 354	8 354
87041035	Motor vehicles for transport of good design for off-highway usewith 24 t < g.v.w. < 38 t, not CKD	48 000	147 432	159 473	458 825
87042119	Motor vehicles for transport of good, diesel, g.v.w <= 5 tother refrigerated lorries (trucks), CKD	13 600	90 595	51 517	419 222
87042121	Motor vehicles for transport of good, diesel, g.v.w <= 5 tRefrigerated lorries (trucks), not CKD	3 810	3 810	15 188	15 188
87042129	Motor vehicles for transport of good, diesel, g.v.w <= 5 tother lorries (trucks), not CKD	880	10 448	3 000	81 945
87042229	Motor vehicles for transport of good, diesel, 5 t< g.v.w.<= 6 tother lorries (trucks), not CKD	123 305	1 604 743	376 548	7 534 850
87042239	Motor vehicles for transport of good,diesel, 6 t< g.v.w.<= 20 tother refrigerated lorries (trucks), CKD	-	6	-	35
87042251	Oth Motor vehicles for transport of good,dieselwith 6 t < g.v.w <= 10 t not CKD	-	11 895	-	113 640
87042259	Oth Motor vehicles for transport of good,dieselother g.v.w, not CKD	580 974	1 685 689	3 974 895	11 513 375
87042329	Motor vhcl for transport of good,diesel,20 t< g.v.w.<= 24 tother lorries (trucks), not CKD	-	8 100	-	56 460
87042369	Motor vhcl for transport of good,diesel,24 t< g.v.w.<= 45 tother lorries (trucks), not CKD	-	21 100	-	165 000
87043119	Motor vhcl for transport of goods, gasolin, g.v.w <= 5 tothe refrigerated lorries (trucks), CKD	4 623	4 623	32 150	32 150
87043129	Motor vhcl for transport of goods, gasolin, g.v.w <= 5 tother lorries (trucks), not CKD	313 675	2 478 430	2 690 597	21 385 603
87043283	Motor vhcl for transport of good,gasln, 24 t < g.v.w <= 45ttanker vehicles; bulk-cement lorries (trucks), not CKD	-	18 375	-	122 900
87043299	Motor vhcl for transport of goods, gasolin, g.v.w > 45 tother lorries (trucks), not CKD	2 030	4 450	11 928	28 970
87049091	Oth motor vhcl for the transport of goodswith g.v.w. <= 5 t, not CKD	-	115 680	-	752 867
87049092	Oth motor vhcl for the transport of goodswith 5 t < g.v.w. <= 10 t, not CKD	-	3 810	-	18 205
87049095	Oth motor vhcl for the transport of goodswith g.v.w. > 45 t	-	11 000	-	49 800
87051000	Special purpose motor vhcl, not design for person & goodcrane lorries	-	1	-	92
87053000	Special purpose motor vhcl, not design for person & goodfire fighting vehicles	-	35 850	-	805 069
87059090	Oth special purpose motor vhcl,not design for person & goodother special vhcl	1 790	102 790	17 965	924 612
87060022	Chassis fitted with engines for vhcl of heading 8702other, for vehicles with g.v.w. <= 24 t	-	7 050	-	64 291
87060033	Chassis fitted with engines for vhcl of heading 8703for motor car (incl stat wagon & sport car,but not incl van)	-	1 868	-	13 800
87071090	Bodies (incl cabs), for the motor vhcl of heading 8703for other vhcl	24 300	170 214	212 460	1 063 403
87079019	Bodies (incl cabs), for oth the motor vhcl of oth vhcl of heading 870120	72	72	25	25

Tabel 3 : Ekspor Indonesia menurut Komoditi (Kode HS 8 digit)

Juni 2019

Kode H S	Uraian golongan barang	Berat bersih (Kg)		Nilai F.O.B. (U S \$)	
		Bulan ini	Kumulatif	Bulan ini	Kumulatif
(1)	(2)	(3)	(4)	(5)	(6)
87079029	Bodies (incl cabs), for oth the motor vhcl of heading 8702for oth motor car (incl limo but not incl coach,bus/van)	-	850	-	5 194
87079090	Bodies (incl cabs), for oth the motor vhcl of heading 8704 oth driver's cabin for dumpers designed for off-highway use	158 250	533 045	987 110	3 144 344
87081010	Bumper/parts and acc motor vhcl of heading 8701 to 8705for vehicles of heading 8701	-	422	-	15 233
87081090	Bumper/parts and acc motor vhcl of heading 8701 to 8705for other vehicles of heading 8701	672 177	1 474 907	1 394 222	10 353 757
87082100	Safety seat belts motor vhcl of heading 8701 to 8705	22 951	194 293	228 712	1 852 998
87082911	Components of door trim assemblies for vehicles of heading 8701	-	236 171	-	2 254 681
87082915	Components of door trim assemblies, door armrests for vehicles of heading 8703	75 990	593 891	529 780	4 099 042
87082916	Components of door trim assemblies, for other vehicles of heading 8701	199 100	1 380 146	1 754 061	12 633 421
87082917	Components of door trim assemblies, for vehicles of subheading 8704.10	-	546	-	116
87082918	Components of door trim assemblies, for vhcl of heading 8702 or oth vhcl of heading 8704	-	18	-	160
87082919	Components of door trim assemblies, for other vhcl of heading 87.02 or oth vhcl of heading 8704	32 771	249 023	214 838	1 780 164
87082920	Parts of safety seat belts	18 358	137 591	86 883	728 757
87082993	Interior trim fittings, mudguardsfor vehicles of heading 8703	360 339	2 440 126	2 373 909	16 256 838
87082995	Other interior trim fittings, mudguardsfor vehicles of heading 8703	1 115 011	8 258 722	6 012 703	46 518 202
87082996	Interior trim fittings; mudguardsfor vehicles of heading 8702 or 8704	1 058	4 140	7 781	29 771
87082998	Other interior trim fittings, mudguardsfor vehicles of heading 8702 or 8704	1 080	8 728	7 965	70 119
87082999	Other interior trim fittings, mudguards	743 261	7 602 880	4 105 012	44 315 515
87083010	Brakes and servo-brakes; parts thereof for vehicles of heading 8701	659	6 626	9 804	41 257
87083021	Brake drums, brake discs or brake pipes for vehicles of heading 8703	681 283	5 338 546	2 540 930	20 873 138
87083029	Other brake drums, brake discs or brake pipes for vehicles of heading 8703	30 328	512 347	462 232	4 057 775
87083030	Brake drums, brake discs or brake pipes for vehicles of heading 8702 or 8704	186	19 676	194	24 830
87083090	Other brake drums, brake discs or brake pipes for vehicles of heading 8702 or 8704	267 697	2 105 791	549 173	4 475 143
87084011	Gear boxes, unassembled for vehicles of heading 8703	246 939	1 726 311	1 281 933	12 856 521
87084013	Gear boxes, unassembled for vehicles of heading 8704 or 8705	-	393 353	-	108 138
87084014	Gear boxes, unassembled for vehicles of heading 8701	-	20	-	10
87084019	Other gear boxes, unassembled	36 175	209 929	581 586	2 981 524
87084026	Gear boxes, assembled for vehicles of heading 8703	1 260 207	6 735 132	20 938 145	117 123 885
87084027	Gear boxes, assembled for vehicles of heading 87.04 or 87.05	-	279	-	343
87084029	Other gear boxes, assembled	1	1 553	140	4 472
87084091	Parts for vehicles of heading 8701	-	12 614	-	199 828
87084092	Parts for vehicles of heading 8703	396 270	2 227 501	1 393 861	8 260 467
87084099	Other parts	221 718	1 600 924	1 731 407	11 301 068
87085011	Drive axl with differential, w/ or w/o transmission compunassembled for vhcl of heading 8703	681	27 503	5 903	160 094
87085013	Drive axl with differential, w/ or w/o transmission compunassembled for vhcl of heading 8704 or 8705	-	30	-	30
87085019	Drive axl with differential, w/ or w/o transmission compother unassembled	15 620	71 500	28 652	143 335
87085025	Drive axl with differential, w/ or w/o transmission compansambled for vehicles of heading 8701	3	39	20	220
87085026	Drive axl with differential, w/ or w/o transmission compansambled for vehicles of heading 8703	996 467	5 117 911	13 812 720	67 283 131
87085027	Drive axl with differential, w/ or w/o transmission compansambled for vehicles of heading 8704 or 8705	10	67	265	1 015

Tabel 3 : Ekspor Indonesia menurut Komoditi (Kode HS 8 digit)

Juni 2019

Kode H S	Uraian golongan barang	Berat bersih (Kg)		Nilai F.O.B. (U S \$)	
		Bulan ini	Kumulatif	Bulan ini	Kumulatif
(1)	(2)	(3)	(4)	(5)	(6)
87085029	Drive axl with differential, w/ or w/o transmission compother ansambled	279 741	2 117 207	1 779 707	13 124 936
87085091	Crown wheels and pinionspart for vhcl of heading 8701	10 319	80 959	45 476	422 261
87085092	Other crown wheels and pinionspart for vhcl of heading 8702	1 464	20 991	8 483	122 528
87085095	Other crown wheels and pinions part for vehicles of heading 8703	2 358	22 806	12 493	97 636
87085099	Other crown wheels and pinions part for other vehicles	27 640	282 578	132 322	1 426 968
87087016	Hub-caps for vehicles of heading 8703	8 237	81 431	38 402	398 003
87087018	Hub-caps for other vehicles of heading 8702 or 8704	28	125	30	114
87087019	Other Hub-capsfor other vehicles of heading 8702 or 8704	254 817	2 596 875	1 296 698	14 400 623
87087022	Wheels fitted with tyres for vehicles of heading 8703	-	934	-	478
87087029	Other wheels fitted with tyres	15	15	25	25
87087031	Wheels not fitted with tyres for vhcl of heading 8701	3 047	38 828	9 105	120 578
87087032	Wheels not fitted with tyres for vhcl of heading 8703	2 824 334	25 845 838	12 316 875	114 682 009
87087039	Other wheels not fitted with tyres	-	10 412	-	4 249
87087096	Other road wheels and parts and accessories thereof for vehicles of heading 87.02 or 87.04	30	2 399	252	10 620
87087097	Other road wheels and parts and accessories thereof for vhcl of heading 8701	274	1 889	7 594	50 086
87087099	Other road wheels and parts and accessories thereof for vhcl of other heading	77 391	737 527	276 133	2 621 265
87088015	Suspension systems (including shock-absorbers)for vhcl of heading 8701	3 336	8 877	26 179	58 518
87088016	Suspension systems (including shock-absorbers)for vhcl of heading 8703	91 426	744 187	607 763	4 837 110
87088017	Suspension systems (including shock-absorbers)for vehicles of subheading 8704.10 or heading 87.05	16 113	24 610	214 977	298 627
87088019	Other suspension systems (including shock-absorbers)	191 586	1 623 168	430 825	3 546 691
87088092	Part of suspension systems (including shock-absorbers)for vhcl of heading 8703	90 431	531 319	328 504	1 937 497
87088099	Part of suspension systems (including shock-absorbers)for vhcl of other heading	51 466	382 092	242 831	1 639 201
87089115	Radiators for vhcl of heading 8701	-	0	-	29
87089116	Radiators for vhcl of heading 8703	173 261	1 120 917	1 906 608	12 484 307
87089117	Radiators for vhcl of heading 8702 or 8704for vhcl of subheading 8704.10	20	201	633	6 374
87089118	Other radiators for vhcl of heading 8702 or 8705for vhcl of subheading 8704.10	1 589	10 029	37 600	239 325
87089119	Other radiators for vhcl of heading 8702 or 8705	25 310	210 655	151 204	1 317 058
87089191	Part of radiators for vehicles of heading 8701	-	0	-	62
87089193	Part of radiators drain plugs, for vehicles of heading 8703	131	676	898	8 650
87089194	Part of radiators for vhcl of heading 8702/8704drain plugs (excluding subheading 8704.10)	-	80	-	1 098
87089195	Other part of radiators for vehicles of heading 8703	2 277	9 222	48 887	221 049
87089199	Other part of radiators	246 880	2 203 926	3 183 304	26 850 539
87089210	Silencers (mufflers) and exhaust pipes, parts thereof for vehicles of heading 87.01	-	376	-	379
87089220	Silencers (mufflers) and exhaust pipes, parts thereof for vehicles of heading 87.03	16 499	117 974	504 424	3 632 075
87089251	Silencers (mufflers) and exhaust pipesfor vehicles of subheading 8704.10 :	49	828	991	25 891
87089252	Part of silencers (mufflers) and exhaust pipesfor vehicles of subheading 8704.10 :	75	366	548	8 133
87089261	Silencers (mufflers) and exhaust pipesfor vhcl of heading 87.02 or other vhcl of heading 8704	1 863	5 774	15 567	54 460
87089262	Part of silencers (mufflers) and exhaust pipesfor vhcl of heading 87.02 or other vhcl of heading 8705	5 551	53 056	76 488	643 325
87089290	Other part of silencers (mufflers) and exhaust pipes	12 211	106 916	120 763	1 277 311
87089350	Clutches and parts thereof for vehicles of heading 87.01	-	620	-	3 708
87089360	Clutches and parts thereof for vehicles of heading 8703	593 133	4 578 479	4 785 751	32 616 341
87089370	Clutches and parts thereof for vehicles of heading 8704 or 8705	170 314	1 048 603	1 110 275	7 082 613
87089390	Other clutches and parts thereof	100 187	783 620	590 860	4 659 808

Tabel 3 : Ekspor Indonesia menurut Komoditi (Kode HS 8 digit)

Juni 2019

Kode H S	Uraian golongan barang	Berat bersih (Kg)		Nilai F.O.B. (U S \$)	
		Bulan ini	Kumulatif	Bulan ini	Kumulatif
(1)	(2)	(3)	(4)	(5)	(6)
87089411	Steering wheels, steering columns & boxes, parts thereof for vehicles of heading 8701	35	189	12	90
87089419	Oth steering wheel, steering columns & boxes, part thereof	-	79	-	3 498
87089494	Other steering wheels with airbag assemblies for vehicles of heading 8701	-	63	-	860
87089495	Other steering wheels with airbag assemblies for vehicles of heading 8703	200 240	1 424 738	1 464 793	10 325 994
87089499	Other steering wheels with airbag assemblies	196 467	1 661 492	958 412	9 445 182
87089510	Safety airbags with inflater system	6 597	62 650	114 493	710 475
87089590	Part of safety airbags with inflater system	13 727	184 633	366 000	4 495 104
87089911	Unassembled fuel tanks; engine brackets, part & accessories of motor vhcl for vhcl heading 87.01	93 775	640 216	409 097	3 088 777
87089919	Other unassembled fuel tanks; engine brackets, part & accessories of motor vhcl for vhcl heading 87.01	22 288	243 410	79 137	1 328 636
87089921	Fuel tanks for vehicles of heading 87.02, 87.03 or 87.04 :	8 956	51 690	104 558	495 991
87089924	Lower half of the fuel tank; fuel caps; filler pipes, filler hose assembly for vhcl of heading 8702, 8703/8704	69	346	675	5 855
87089925	Other parts of fuel tanks	7 695	53 279	89 760	692 254
87089930	Accelerator, brake or clutch pedals	11 922	60 632	127 868	803 844
87089940	Battery carriers or trays and brackets therefor	704	12 249	4 126	13 803
87089950	Radiator shrouds	-	7	-	144
87089961	Chassis frames or parts thereof :for vehicles of heading 87.02	43	2 001	8 397	24 155
87089962	Chassis frames or parts thereof :for vehicles of heading 87.03	4 127	28 314	14 084	116 227
87089963	Chassis frames or parts thereof :for vehicles of heading 87.04	11 970	208 551	20 985	527 314
87089970	Engine brackets	502 093	5 487 030	2 855 725	29 616 607
87089980	Other chassis frames or parts thereof :	1 535 436	10 420 587	12 501 772	85 783 196
87089991	Unassembled fuel tanks; engine bracketsfor vehicles of other than heading 87.03	7 228	143 723	133 652	1 256 711
87089999	Other unassembled fuel tanks; engine bracketsfor vehicles of other than heading 87.03	1 468 529	10 586 411	10 653 183	77 234 263
87091900	Vehicles; self-propelled, used for short distance transport of goods in factories/airports & such, & tractors of the type used on railway station platforms	-	30 000	-	52 137
87099000	Part of electrical works trucks, self propelled, not fittedw/ lifting equipment, of type used in factories, warehouses	59	115 745	2 987	814 540
87100000	Tanks and other armoured fighting vehicles, motorised,whether or not fitted w/ weapons, and parts of such vhcl	-	1 104	-	6 788
87111012	Gasoline mopeds and motorised bicycles, with cc < 50 CKD	-	443	-	2 494
87111014	Gasoline powered kick scooters; pocket motorcyclesCKD	-	150	-	1 704
87111015	Other gasoline motorcycles and motor scootersCKD	224	48 065	2 080	612 197
87111019	Other gasoline motorcycles CKD	6 280	89 840	63 735	1 135 331
87111095	Other gasoline motorcycles and motor scooters not CKD	16 050	93 875	77 490	492 726
87111099	Other gasoline motorcycles not CKD	150	3 144	600	21 667
87112011	Gasoline motocross motorcycles with 50 < cc 250CKD	165	47 393	346	708 235
87112012	Gasoline moped & motorised bicycles with 50 < cc 250CKD	642 242	5 911 350	6 431 040	57 675 343
87112013	Gasoline pocket motorcycles with 50 < cc 251CKD	-	334	-	2 486
87112014	Other motorcycles (with or without side-cars) incl scooterswith 150 < cc < 200, CKD	38 493	252 919	496 733	3 278 503
87112015	Other motorcycles (with or without side-cars) incl scooterswith 200 < cc < 250, CKD	6 552	128 603	102 350	1 658 961
87112016	Other motorcycles (with or without side-cars) incl scooterswith other cc	201 047	1 378 218	1 205 575	7 452 696
87112019	Other motorcycles, CKD	410 167	3 931 242	4 637 444	37 486 028
87112091	Motocross motorcyclesnot CKD	35 807	1 128 024	487 899	13 271 629
87112092	Mopeds and motorised bicycles not CKD	12 544	608 431	145 600	11 154 004

Tabel 3 : Ekspor Indonesia menurut Komoditi (Kode HS 8 digit)

Juni 2019

Kode H S	Uraian golongan barang	Berat bersih (Kg)		Nilai F.O.B. (U S \$)	
		Bulan ini	Kumulatif	Bulan ini	Kumulatif
(1)	(2)	(3)	(4)	(5)	(6)
87112094	Other motorcycles (w/ or without side-cars) incl scooters with 150 < cc < 200, not CKD	2 137 908	13 521 476	24 475 997	157 616 793
87112095	Other motorcycles (w/ or without side-cars) incl scooters with 200 < cc < 250, not CKD	216 579	1 126 267	3 656 686	17 205 399
87112096	Other motorcycles (w/ or without side-cars) incl scooters with other cc, not CKD	4 595 675	29 303 579	45 730 750	286 141 984
87112099	Other motorcycles not CKD	-	115	-	2 877
87113019	Motocross motorcycles, not CKD	400	900	1 200	3 400
87113090	Other motocross motorcycles, not CKD	551 837	3 784 788	7 429 594	49 976 572
87114019	Gasoline motocross motorcycles, not CKDwith 500 < cc < 800	-	300	-	15 000
87115090	Gasoline motocross motorcycles, CKDwith cc > 800	-	4 088	-	186 258
87116013	Other motorcycles with electric motor for propulsion, CKD	-	100	-	700
87116091	Bicycles with electric motor for propulsion, not CKD	18	8 105	623	201 455
87116093	Other motorcycles with electric motor for propulsion,not CKD	-	2 468	-	17 672
87119040	Side-cars	-	750	-	4 900
87119090	Other motorcycles with/without side cars, not CKD	23 671	170 164	217 000	1 484 873
87120010	Racing bicycles not motorised.	5 197	48 255	166 609	1 297 300
87120020	Bicycles designed to be ridden by children not motorised.	1 390	51 703	18 140	583 319
87120030	Other bicycles not motorised.	331 604	3 119 722	4 939 877	42 415 619
87120090	Other cycles (incl delivery tricycles), not motorised.	120	222 880	175	701 322
87141010	Saddles of motorcyces (incl mopeds)	6 334	51 215	9 700	196 797
87141020	Spokes & nipples of motorcyces (incl mopeds)	-	14 335	-	31 966
87141030	Frame& fork incl telescopic fork,rear suspens&part thereof of motorcyces (incl mopeds)	127 667	762 556	769 053	4 507 286
87141040	Gearing,gearbox,clutch&oth transmission equipment & part thereof of motorcyces (incl mopeds)	86 319	591 929	959 646	6 728 526
87141050	Wheel rims of motorcyces (including mopeds) :	41 343	274 082	266 679	1 870 150
87141060	Brakes and parts thereof of motorcyces (incl mopeds)	149 964	1 137 730	1 607 837	11 208 058
87141070	Silencer (muffler) & parts thereof of motorcycl(incl moped)	6 051	67 495	113 458	982 200
87141090	Other of motorcyces (including mopeds)	2 620 979	22 746 077	33 076 867	285 168 870
87142019	Castor wheel of carr for disabled person of a dia/incl.tyreOth.>=100mm but<=250mm the width wheel/ tyre fitted is>=30mm	65 929	449 261	814 818	5 418 900
87142090	Other Castor wheel of carriages for disabled person	-	8 171	-	69 671
87149110	Frames and forks, and parts thereof for bicycle of bicycles desined to be ridden by children	-	852	-	3 228
87149191	Parts for other forks for bicycles desined to be riddenby children	474	566	38	4 559
87149199	Other parts for other forks for bicycles desined to be by children	495	20 458	17 934	285 446
87149210	Wheel rims and spokes for bicyle desined to be by children	48	21 754	72	212 434
87149290	Oth. wheel rims and spokes for bicyle of heading 8712.00.20	8 636	98 545	26 490	324 972
87149310	Hubs-oth than coaster braking hubs&hub brakes, & free-wheelsprocket-wheels for bicycles desined to be by children	-	31 860	-	76 758
87149390	Other hubs-oth than coaster braking hubs&hub brake, & free-wheel sprocket-wheels for bicycles desined to be by children	38 866	498 856	337 562	4 322 485
87149410	Brakes, incl.coaster braking hubs& hub brake,&part thereof For bicycles desined to be by children	-	4 128	-	12 052
87149490	Oth.Brakes, incl.coaster braking hubs& hub brake,&part thereof for bicycles desined to be by children	29	53 681	265	474 937
87149510	Saddles for bicycles desined to be by children	1 066	28 087	10 469	114 981
87149590	Other saddles for bicycles desined to be by children	-	24	-	420
87149610	Pedals and crank-gear, and parts thereof for bicycles desined to be by children	58 439	740 725	215 888	2 584 416
87149690	Oth.pedals & crank-gear, and parts thereof for bicycles ofsubheading 8712.00.20	3 618	4 380	1 245	4 032

Tabel 3 : Ekspor Indonesia menurut Komoditi (Kode HS 8 digit)

Juni 2019

Kode H S	Uraian golongan barang	Berat bersih (Kg)		Nilai F.O.B. (U S \$)	
		Bulan ini	Kumulatif	Bulan ini	Kumulatif
(1)	(2)	(3)	(4)	(5)	(6)
87149911	Handle bar, pillar, mudguard, reflector, carr, control cabl,lamp or bracket lugsoth.acc.for bicycl of subhead 87120020	7 740	16 827	5 691	44 851
87149912	Chain wheels and cranks; other parts for bicycles of heading8712.00.20	6 371	36 139	2 830	19 352
87149991	Oth handle bar, pillar, mudguard, reflector, carr, controlcabl,lamp/bracket lugsoth.acc.for bicycl of subhead 87120020	65 643	720 883	373 500	2 733 362
87149993	Other nipples for spokes for bicycles desined to be by children	23	23	78	78
87149994	Chain wheels and cranks; other parts for bicycles desined to be by children	1 084 100	3 649 754	9 204 766	31 518 638
87150000	Baby carriages and parts thereof.	382	4 314	2 444	13 687
87161000	Trailer&semitrailer of the caravan type for housing/camping	-	4 100	-	21 649
87163991	Agricultural trailers and semi-trailers having a carryingcapacity (payload) exceeding 200 t	-	389 000	-	696 891
87163999	Agricultural trailers & semi-trailers not having a carryingcapacity (payload) exceeding 200 t	-	170 458	-	91 684
87164000	Trailers and semi-trailers; n.e.c. in item no. 8716.3	-	150	-	961
87168010	Cart & wagon, sack truck, hand trolley & sim hand-propelledvehicle of a kind used in fact/workshop, except wheelbarrow	143	1 867	359	14 526
87168020	Wheelbarrows	16 690	219 058	24 250	311 293
87168090	Other wheelbarrows	753	8 494	1 468	76 820
87169019	Parts for trailer and semitrailers not-to goods of subheading 8716.20	2 866	101 261	8 110	223 686
87169022	Castor wheel not a dia/incl tyre>100,<=250mm width of wheelor tyre is>30mm for vehicles of subheading 87168010/87168020	-	16 112	-	3 577
87169023	Other, for goods of carts & wagons, sack trucks, hand trolleys & similar, except wheelbarrows	1 637	3 514	100	400
87169024	Other, for goods of wheelbarrows	-	24 358	-	33 778
87169095	Castor wheel a dia/incl tyre>100,but<=250mm width of wheelor tyre fitted thereto is>30mm for other vehicles	227	564	605	6 192
87169096	Other castor wheels	-	2 477	-	1 230
87169099	Oth trailer and semi-trailers n.e.c. in heading 87.16	888	17 821	22 049	114 235
88010000	Balloons and dirigibles; gliders, hang gliders and oth non-powered aircraft.	58	3 408	589	23 137
88022090	Aeroplane of an unladenweight > 2,000 kg	-	1 200	-	328 340
88023010	Aeroplane of an unladenweight >2,000 kg and <= 15,000 kg	-	22 670	-	1 000
88024010	Aeroplanes of an unladenweight > 15,000 kg	-	28 900	-	104 000
88031000	Propellers, rotors, parts thereofheading 8801 or 8802	66	11 763	481	72 680
88032000	Under-carriages, parts thereofheading 8801 or 8802	1 158	15 997	35 192	375 648
88033000	Aircraft and spacecraft; parts of aeroplanes or helicopters n.e.c. in heading no. 8803	18 189	153 743	3 628 982	33 978 051
88039010	Parts of telecommunication satellites	-	160	-	1 097
88039090	Other parts of goods of heading 8801 or 8802	3 715	39 827	50 495	223 473
88040090	Oth parachutes (incl dirigible parachut,paraglid ers) androtochutes; parts thereof and accessories thereto.	-	406	-	22 522
88051000	Aircraft launching gear, part thereof,deck arrestor/similar gear&part thereof	-	1 151	-	121 830
89011010	Cruise ships,excursion boats,ferry-boats of all kinds ofa gross tonnage <= 26	-	23 750	-	403 520
89011020	Cruise ships,excursion boats,ferry-boats of all kinds ofa gross tonnage >26 but<=500	179 000	864 280	1 676 616	7 513 190
89011060	Cruise ships,excursion boats,ferry-boats of all kinds ofa gross tonnage >500 but<=1.000	-	3 660 000	-	2 361 715
89019012	Other vessels,for transport. not motorised of a grosstonnage > 26 but <= 500	-	638 000	-	611 514
89019014	Other vessels,for transport. not motorised of a grosstonnage > 500	-	11 511 901	-	7 705 168
89019031	Other vessels,for transport motorised of a gross tonnage<= 26	7 000	193 500	99 152	1 187 912
89019032	Other vessels,for transport motorised of a gross tonnage> 26 but <= 500	-	489 920	-	9 947 595

Tabel 3 : Ekspor Indonesia menurut Komoditi (Kode HS 8 digit)

Juni 2019

Kode H S	Uraian golongan barang	Berat bersih (Kg)		Nilai F.O.B. (U S \$)	
		Bulan ini	Kumulatif	Bulan ini	Kumulatif
(1)	(2)	(3)	(4)	(5)	(6)
89019034	Other vessels,for transport motorised of a gross tonnage> 1.000 but <= 4,000	1 057 000	1 441 000	26 624 139	26 889 139
89019035	Other vessels,for transport motorised of a gross tonnage> 4.000 but <= 5,000	1 373 000	1 373 000	4 000 000	4 000 000
89019036	Other vessels,for transport motorised of a gross tonnage> 5.000 but <= 50,000	-	11 380 000	-	8 150 000
89019037	Other vessels,for transport motorised of a gross tonnage> 50,000	-	248 084	-	248 964
89020035	Fishing vessels of a gross tonnage >250 but <= 1,000	747 000	3 059 000	375 000	1 505 000
89031000	Yachts&oth vessels for pleasure/sports rowing boats&canoesinflatable	17 008	127 864	160 921	1 231 084
89039100	Sailboats, with/without auxiliary motor, not inflatable	500	7 761	500	119 604
89039900	Yachts and other vessels; for pleasure or sports, rowing boats and canoes, n.e.c. in heading no. 8903, other than inflatable	126	14 396	13 495	168 716
89040039	Tugs and pusher craft, power > 4000 hp of gross tonnage <= 26 ton	-	1 181 198	-	955 266
89052000	Floating or submersible drilling or production platforms	-	412	-	185
89059090	Oth vessels the navigability of which issubsidiary to their main function	-	4 686	-	1 994
89069090	Lifeboats oth than rowing boats,oth vessels of displacement> 300 t	120	4 218	3 392	226 784
89071000	Floating structures, inflatable rafts	-	5 431	-	91 074
89079010	Buoys	-	27 799	-	44 623
89079090	Other floating structures	66 743	129 198	165 960	389 475
90011010	Optical fibres ,optical fibre bundles&cables for telecom &oth electrical use	1	17 539	469	1 789 688
90011090	Optical fibres, optical fibre bundle&cable foroth than telecom and electrical purpose	790	1 717	33 105	41 628
90012000	Sheets and plates of polarising material	-	4	-	65
90013000	Contact lenses	23 186	178 683	4 515 904	34 364 344
90014000	Spectacle lenses of glass	882	8 659	49 119	565 920
90015000	Spectacle lenses of other materials	94 312	1 040 891	2 068 040	23 045 277
90019010	Prisms, mirror & oth optical elements for photograph or cinematographic cameras / projectors	39	40	30	833
90019090	Prisms, mirror & oth optical elements not for photograph orcinematographic cameras / projectors	305	622	3 967	43 958
90021100	Objective lenses for cameras, projectors or photographic enlargers or reducers	1 753	14 533	635 252	4 561 725
90021900	Objective lenses not for cameras, projectors orphotographic enlargers or reducers	22	268	2 236	67 301
90022020	Filters for cinematographic cameras,photographic cameras & other projectors	-	368	-	96 238
90022090	Filters not for projectors, cameras, cinematographic,and photographic	-	80	-	20 071
90029030	Oth optical element oth than objective lens and filter for photographic cameras and other projectors	10 418	78 740	2 722 563	20 302 291
90029090	Oth optical element oth than objective lens&filter not for cinematographic projectors,photographic camera&oth projector	63	521	28 758	64 227
90031100	Frames & mountings for spectacles,goggles of plastics	-	1	-	9
90031900	Frames & mountings for spectacles,goggles oth than plastics	175	1 393	96 148	463 795
90039000	Parts of frame & mounting for spectacles, goggles the like & parts thereof.	73	556	36 695	251 576
90041000	Sunglasses	73	1 782	3 633	43 755
90049010	Corrective spectacles	501	583	8 466	27 240
90049050	Protective goggles	-	29	-	181
90049090	Spectacles & the like excl corrective, protective googles	73	1 010	1 558	22 035
90051000	Binoculars	-	14	-	146
90058090	Monoculars & oth optical telescopes excl instrument forradioastronomy	-	329	-	1 115
90059090	Parts&accessories (include mountings)for oth optical telescopes	-	7	-	197
90063000	Cameras specially design for under wateruse for aerial survey, medical/surgical,comparison cameras	-	550	-	115 221
90064000	Instant print cameras	5 118	24 459	428 924	2 119 813

Tabel 3 : Ekspor Indonesia menurut Komoditi (Kode HS 8 digit)

Juni 2019

Kode H S	Uraian golongan barang	Berat bersih (Kg)		Nilai F.O.B. (U S \$)	
		Bulan ini	Kumulatif	Bulan ini	Kumulatif
(1)	(2)	(3)	(4)	(5)	(6)
90065100	Cameras, photographic (excluding cinematographic); with a through-the-lens viewfinder, single lens reflex (SLR), for a roll film of a width not exceeding 35mm	-	31	-	6 258
90066900	Photographic flashbulbs apparatus	-	13	-	12 809
90069130	Other, for cameras of subheadings 9006.40 to 9006.53	8	36	32	432
90069190	Other parts and accessories for cameras	69	2 042	27 849	87 645
90069990	Parts & accessories for flashbulbs apparatus	-	18	-	10 543
90071000	Cinematographic cameras wheter or not w/ sound recording apparatus	31	168	25	112 562
90072090	Cinematographic projectors for film >= 16 mm inwidth	1 292	3 646	11 701	39 759
90079100	Part & accessories of cinematographic cameras wheter or not w/ sound recording apparatus	-	55	-	50 439
90079200	Parts and accessories for projectors	137	327	86 836	88 111
90085090	Projector, enlarger&reducers oth than microfilm,microfiche,microform whether/not capable of producing copies	-	99	-	8 691
90089090	Part&accessories for image projector other of fotografic, enlarge & reducers	-	745	-	14 047
90101000	Apparatus & equipment for automatically develop/expose photographic/ incl cinematographic film/paper ins roll	-	1	-	7
90105020	Cinematographic editing&tittling equipment,negatoscopesfor X-ray contact exposure unit used , Automatic plate maker	-	4	-	142
90106090	Projection screens < 300 inches	282	421	210	1 219
90109090	Parts&acc of oth apparatus&equipment for photographics laboratories	12 868	22 022	117 406	197 585
90112000	Microscopes, compound optical; for photomicrography, cinephotomicrography or microprojection	-	153	-	39 859
90118000	Microscopes, compound optical; (other than stereoscopic and microscopes for photomicrography, cinephotomicrography or microprojection)	-	127	-	156 730
90121000	Microscopes oth than optical microscope diffractionapparatus	-	63	-	1 081
90129000	Parts&acc for microscope oth than optical microscope	1	3	5	857
90132000	Lasers, other than laser diodes	36	86	162	1 117
90138010	Optical error verification&repair apparatus for PCB/PWB&PCA	-	95	-	12 872
90138020	Liquid crystal devices	148	576	3 262	13 369
90138090	Other devices, appliances&instrumentsof oth optical appliances	-	3	-	186
90139090	Parts & acc of oth than goods oflasers,liquid crystal,oth device optical	49	117	4 759	10 528
90141000	Direction finding compasses	-	54	-	10 817
90142000	Instrum&appliances for aeronautical/space navigation (other than compasses)	-	15	-	10 285
90148011	Sonar or echo sounder of a kind used on ships	18	29	545	724
90148019	Oth navigation instrument&appl of used onship work with an automatic data process mach	-	585	-	20 825
90148090	Other navigation instrument&appliances of oth used on ships	1 318	11 293	63 526	598 941
90149090	Parts & acc of other navigation instruments & appliances	-	231	-	1 760
90151010	Rangefinders of used in photography or cinematography	-	22	-	219
90151090	Rangefinders oth of used inphotography or cinematography	319	2 709	57 102	1 568 524
90152000	Theodolites & tachymeters (tacheometers)	-	52	-	3 629
90153000	Levels (measuring higher of ground)	-	3 752	-	243 348
90154000	Photogrammetrical surveying instrumentsand appliances	-	9	-	15
90158010	Radio sonde and radio wind apparatus	-	301	-	1 316
90158090	Other instruments&appliances oth than radio sonde and radio wind apparatus	284	15 025	46 192	203 781
90159000	Parts & accessories of surveying instruments & appliances	722	17 819	165 925	1 246 714

Tabel 3 : Ekspor Indonesia menurut Komoditi (Kode HS 8 digit)

Juni 2019

Kode H S	Uraian golongan barang	Berat bersih (Kg)		Nilai F.O.B. (U S \$)	
		Bulan ini	Kumulatif	Bulan ini	Kumulatif
(1)	(2)	(3)	(4)	(5)	(6)
90160000	Balances of a sensitivity of 5 cg or better,with/without weights	1	99	1 883	9 305
90171090	Drafting tables & mach,whether/not automatic oth plotters,	-	10	-	366
90172010	Rulers,drawing,marking out,or mathematical calculating instruments	65	839	582	23 652
90172090	Oth drawing,marking-out/mathematical calculating instrument	1	977	32	10 838
90173000	Micrometers, callipers and gauges	655	8 359	93 016	383 091
90178000	Mathematical instruments and equipment; n.e.c. in heading no. 9017	49	3 012	748	229 534
90179090	Parts & acc of oth instruments for measuring length for use in the hand	70	254	37	1 696
90181100	Electro-cardiographs,used in medical	6	1 309	81	36 044
90181200	Ultrasonic scanning apparatus,used in medical	24	1 476	4 604	691 521
90181300	Magnetic resonance imaging apparatusused in medical	138	1 151	36 600	173 295
90181900	Medical, surgical instrmts&appliances; electro-diagnostic apparatus incl apparatus funct. exploratory exam/for checking physiological parameters, n.e.c. in item no. 9018.1	14 623	119 294	873 273	7 094 591
90183110	Disposable syringes, with or without needles	230 633	2 087 931	1 228 165	10 551 428
90183190	Syringes, with/without needles oth than disposable syringes	-	1	-	20
90183200	Tubular metal needles and needles for sutures	-	110	-	1 415
90183910	Catheters	178	24 211	4 340	323 542
90183990	Cannulae and the like	6 496	9 915	289 464	303 075
90184100	Dental drill engines,whether/not combined on a single base with oth dental equip	187	254	7 044	9 858
90184900	Dental instruments and appliances; other than dental drill engines	604	5 342	89 089	651 319
90185000	Ophthalmic instruments and appliances	1 113	2 025	104 194	294 993
90189020	Intravenous administration set	10 130	65 278	60 707	541 243
90189030	Electronic instruments and appliances,used in medical	3 249	10 258	242 272	505 960
90189090	Other instruments and appliances,used in medical	729 934	4 363 933	7 198 653	43 147 725
90191010	Mechano-therapy appliances massage apparatus,psychological aptitude-testing apparatus	13 816	40 155	842 449	2 097 588
90191090	Mechano-therapy appliance massage,psychological aptitude-testing apparatus oth than electrically operated	300	1 174	326	11 208
90192000	Ozone therapy,oxygen therapy, aerosoltherapy, artificialrespiration/other therapeutic respiration apparatus	22 617	176 131	597 852	4 437 948
90200000	Breathing appliances&gas masks,excl protective masks having neither mechanical part nor replaceable filters	66	337	16 887	25 396
90211000	Orthopaedic or fracture appliances	-	3	-	496
90212100	Artificial teeth,orthopaedic or fracture appliances	18	285	907	11 452
90213100	Artificial joints,orthopaedic/fracture appliances	-	2 013	-	799 834
90213900	Artificial parts of the body; excluding artificial joints	98	3 087	32 910	811 161
90214000	Hearing aids, excluding partsand accessories	0	1	550	551
90219000	Appliances; worn, carried or implanted in the body, to compensate for a defect or disability	1 886	17 863	233 397	1 695 745
90221200	Computed tomography apparatus	-	4	-	510
90221300	X-ray app for dental uses	-	768	-	88 161
90221400	X-ray app for medical,surgical orveterinary uses	-	2 798	-	162 556
90221910	X-ray apparatus for the physical inspection of solderjoints on pcb/pwb assemblies	-	52	-	1 087
90221990	X-ray For radiografi or radiotherapy apparatus	-	536	-	28 757
90222100	Apparatus based on the use of alpha,beta/gamma radiations,for medicalsurgical,dental/veterinary uses	285	605	6 405	14 621
90223000	X-ray tubes	465	3 404	44 707	103 369
90229010	Parts&acc of x-ray apparatus for the physicalinspection of solder joints on pca	-	252	-	5 786
90229090	Part&acc oth of x-ray apparatus for the physinspection of solder joints on pca	932	7 013	367 953	2 732 051
90230000	Instruments apparatus&model,for demonstrational purposes (in education/exhibitions)	10 854	34 053	172 015	661 313
90241010	Mach&appliances for testing metals,electrically operated	-	845	-	22 192

Tabel 3 : Ekspor Indonesia menurut Komoditi (Kode HS 8 digit)

Juni 2019

Kode H S	Uraian golongan barang	Berat bersih (Kg)		Nilai F.O.B. (U S \$)	
		Bulan ini	Kumulatif	Bulan ini	Kumulatif
(1)	(2)	(3)	(4)	(5)	(6)
90241020	Mach&appliances for testing metals,not-electrically operated	-	1 810	-	3 680
90248010	Oth mach& appliances for electrically operated	8	1 577	4 000	31 554
90248020	Oth mach& appliances for not electrically operated	-	23	-	432
90249010	Parts&acc for electrically operated mach&appliances	100	60 715	2 014	168 136
90249020	Parts&acc for non-electrically operated mach&appliances	-	2	-	744
90251100	Thermometers&pyrometers,liquid filled,for direct reading	-	3	-	622
90251911	Thermometers&pyrometers,elect operated,temperature gauges for motor vehicles	1	14	15	229
90251919	Thermometers&pyrometers,elect operated,oth temperature gauges for motor vehicles	1 294	5 492	1 598 371	3 606 611
90251920	Thermometers&pyrometers not electrically operated	231	5 450	7 610	116 766
90258020	Oth instruments of oth than thermometers&pyrometers, electrically operated	119	256	11 475	38 956
90258030	Oth instruments of oth than thermometers&pyrometers, not electrically operated	2	97	1 268	3 613
90259010	Parts&acc of hidrometer,termometer/similar instrument, electrically operated	-	18	-	1 351
90259020	Parts&acc of hidrometer,termometer/similar instrument, non electrically operated	-	247	-	167 416
90261010	Level gauges for motor vehicles electrically operated	606	5 159	35 997	233 352
90261020	Level gauges for motor vehicles not electrically operated	16	50	1 069	16 308
90261030	Oth instrument & apparatus for measuring/check the flow/level of liquid, electrically operated	797	3 931	29 652	232 869
90261040	Oth instrument & apparatus for measuring/check the flow/level of liquid,not electrically operated	103	392	20 000	23 510
90262010	Presure gauges for motor vehicles,electrically operated	-	495	-	50 180
90262020	Presure gauges for motor vehicle, not electrically operated	4 412	25 292	134 822	969 325
90262030	Oth measuring/checking pressure instruments, electrically operated	89	7 593	4 932	343 435
90262040	Other measuring/checking pressure instruments,not electrically operated	501	9 551	111 694	770 815
90268010	Oth instruments/apparatus for measuring/checking the flow,level,pressure,electrically operated	850	8 340	170 039	1 406 865
90268020	Oth instruments/apparatus for measuring/checking the flow,level,pressure, not electrically operated	993	4 293	4 639	18 511
90269010	Part&acc for electrically operated instrument&apparatus,measure/check the flow level,pressure	5 067	25 574	368 765	1 492 861
90269020	Part&acc for nonelectrically operated instrument&apparatus,measure/check the flow level,pressure	5 716	50 608	138 475	1 141 519
90271010	Gas/smoke analysis apparatus, electrically operated	309	858	4 002	85 187
90271020	Gas/smoke analysis apparatus, not electrically operated	2	764	639	78 145
90272010	Chromatographs&elektrophoresisinstruments, electrically operated	-	65	-	2 000
90273010	Spectro/spectrophotometers&spectrograph using optical radiation /UV, Visible, IR,electrically operated	154	746	29 500	89 411
90273020	Spectro/spectrophotometers&spectrograph using optical radiation/UV, Visible,IR,not electrically operated	16	2 211	7 945	40 027
90275010	Oth instrument&apparatus using optic radiations,(uv, visible, ir),electrically operated	491	7 735	171 077	1 427 492
90275020	Oth instrument&apparatus using optical radiations(uv, visible, IR),not electrically operated	-	1 341	-	6 790
90278010	Oth instruments&apparatus,exposure meters	-	2 086	-	165 332
90278030	Oth instruments&apparatus oth exposure meters,electricallyoperated	17 786	128 894	3 127 746	18 944 344
90278040	Oth instruments&apparatus oth exposure meters,not electrically operated	3	83	466	7 688
90279010	Parts&acc incl pca of head 9027,oth for gas/smoke analysis apparatusµtomes	10	166	3	98 323
90279091	Microtomes, electrically operated	739	2 711	4 592	20 675
90279099	Microtomes,not electrically operated	53 584	325 868	687 155	4 738 587
90281010	Gas meters of a kind mounted ingas containers	-	1	-	885

Tabel 3 : Ekspor Indonesia menurut Komoditi (Kode HS 8 digit)

Juni 2019

Kode H S	Uraian golongan barang	Berat bersih (Kg)		Nilai F.O.B. (U S \$)	
		Bulan ini	Kumulatif	Bulan ini	Kumulatif
(1)	(2)	(3)	(4)	(5)	(6)
90281090	Other gas meters	-	16	-	5 089
90282020	Water meters	141 999	835 860	1 946 335	11 827 510
90282090	Liquid meters other than water meters.	-	598	-	37 129
90283010	Kilowatt hour meters(kwh)	13 852	210 907	1 200 284	16 316 756
90283090	Electricity meters other than kilowatt hour meters (kwh)	1	1 292	1 710	234 846
90289010	Part&accessories,water meter housingsor bodies	2 378	21 716	120 191	340 434
90289090	Part&accessories,oth water meterhousings or bodies	19 594	105 983	645 008	2 648 412
90291090	Revolution counters, production counters, mileometers,pedometers and the like	1 438	12 455	150 532	1 169 760
90292010	Speedometer for motor vehicles	20 664	191 975	969 275	7 690 618
90292020	Tachometers for motor vehicles	947	6 316	12 880	92 893
90292090	Other speed indicators & tachometers, stroboscopes not for vehicle	2 083	15 817	146 638	1 111 452
90299010	Parts & accessories of revolution countesr & the like of goods of subheading 902910,stroboscopes of subheading 902920	5 152	55 722	45 228	487 859
90299020	Parts & accessories of revolution countesr & the like of other goods of subheading 902920	24 531	193 086	796 418	5 403 246
90301000	Instruments & apparatus for measuring/ detecting ionisingradiations	9	1 399	6 914	157 820
90302000	Oscilloscopes and oscillographs	16	110	2 839	48 762
90303100	Multimeters without a recording device	47	533	14 356	91 257
90303200	Multimeters with a recording device	7	137	10	34 248
90303310	Instrument&app for measuring/checking voltage, current,resist/power on PCB/PWB/PCA Other, w/o a recording device	20	378	1 924	108 223
90303320	Impedance-measuring apparatus design to visual/audiblewarning of electrostatic discharge condition	96	817	1 122	10 709
90303330	Ammeters and voltmeters for motorvehicles withouta record device	-	8	-	945
90303390	Oth instruments&apparatus for measuring/check voltage without a record device	132	1 754	47 408	283 709
90303900	Instruments and apparatus; for measuring or checking voltage, current, resistance or power, with a recording device (excluding multimeters)	83	882	45 527	316 813
90304000	Instruments and apparatus; specially designed for telecommunications (e.g. cross-talk meters, gain measuring instruments, distortion factor meters, psophometers)	42	274	249	37 756
90308210	Wafer probers for measuring/check semiconductor wafers/ devices :	-	4	-	1 330
90308290	Instrument&app for measuring/checking semiconductoroth than wafer probers wafer/devices	-	400	-	20 000
90308410	Instruments & app for measuring/checking electrical quantities on PCB/PWB and PCA	-	224	-	7 324
90308490	Oth instrument&app with a record device for measure,check electrical quantities on PCB/PWB and PCA	41	49	14 596	22 029
90308990	Oth instruments & apparatus,without recording device	1 321	2 859	14 338	87 906
90309010	Parts and accessories/including printed circuit assemblies of goods , subheading 9030.40 or 9030.82	22	248	26 352	252 301
90309030	Parts and accessories of optical instruments & appliances for measuring or checking PCB & PCA	179	2 076	6 118	167 150
90309040	Parts&accs of oth app for measuring or checking electrical quantities on PCB/PWB and PCA	247	2 696	26 855	287 958
90309090	Oth parts&acc (incl pca) of goods subhead 903040/903082 & measuring/checking & electrical quatities on PCB/PWB & PCA	391	3 702	45 196	606 864
90311010	Machines for balancing mechanical parts, electrically operated	71	1 283	8 676	180 010
90311020	Machines for balancing mechanical parts, not electrically operated	-	1 876	-	79 162
90312010	Test benches, electrically operated	15	2 452	5 881	153 805
90312020	Test benches,not electrically operated	-	34	-	1 880

Tabel 3 : Ekspor Indonesia menurut Komoditi (Kode HS 8 digit)

Juni 2019

Kode H S	Uraian golongan barang	Berat bersih (Kg)		Nilai F.O.B. (U S \$)	
		Bulan ini	Kumulatif	Bulan ini	Kumulatif
(1)	(2)	(3)	(4)	(5)	(6)
90314100	Optical instruments & appliances; inspecting semiconductor wafers/devices/for inspecting photomasks/reticles used in manufacturing semiconductor devices, n.e.c. in chapter 90	-	830	-	50 000
90314910	Optical instrument&appliances for measuring surface particulate contamination on semiconductor wafers	31	361	19 665	42 395
90314920	Optical error verification & repair apparatus for PCA/PWB and PCA	-	487	-	2 000
90314930	Other optical instruments&appliances for measuring/checkingPCB/PWB & PCA	-	62	-	7 464
90314990	Other optical instruments and appliances for other purposes	3 418	13 431	1 584 058	5 776 760
90318010	Cable tester	16	4 687	147	129 785
90318090	Oth instruments,appliances and machines,other cable tester	30 655	237 010	1 463 147	11 300 317
90319011	Part&acc incl pca of optical instrument&appl,inspecting semiconductor wafer,&acc of optical appl elctly operated	-	26	-	180
90319019	Oth parts&acc oth than inspect wafer/repair/measure PCB,PWB,PWA for elctrically operated	767	4 065	184 560	536 762
90319020	Oth part&acc for measuring/checking instrument appliance&machines,not elctrically operated	7	29 857	70	94 685
90321010	Thermostats, electrically operated	13 701	131 521	370 852	3 433 624
90321020	Thermostats, not electrically operated	22	184	686	5 777
90322020	Manostats, not electrically operated	-	3	-	90
90328100	Hydraulic or pneumatic	-	3 341	-	89 422
90328910	Apparatus w/i automatic data process mach for automaticlycontrol the propulsion,ballast/cargo handll system of ship	18	276	2 436	118 493
90328920	Automatic apparatus for regulating/controlling chem/electrochemical solutions in manufact PCB/PWB/PCA	-	2	-	42
90328931	Automatic regulating voltage units(stabilizers),electrically operated	2 197	13 469	85 659	521 345
90328939	Instrument&apparatus oth than automatic regulating voltage units(stabilizers),electrically operated	448	1 209	7 039	37 826
90328990	Oth automatic regulating/controlling instruments&app,not electrically operated	16 428	100 169	1 319 745	5 824 353
90329030	Part & accessories automatic, regulating/controlling instruments & apparatus,of other elctly operated	16	1 123	156	1 052
90329090	Other part & accessories automatic, regulating/controlling instruments & apparatus,not elect operated	6 128	44 249	160 131	1 111 650
90330010	Parts&acc (not specifiedf/incl elsewhere in this chap) formach,appl,app of chap 90 for elect operated equipment	9 042	42 080	126 641	1 044 527
90330020	Parts&acc (not specifiedf/incl elsewhere in this chap) formach,appl,app of chap 90 for non elect operated equipment	2 510	2 648	41 891	55 548
91011100	Wrist-watches, elctly operated, whether/not incorporatinga stopwatch facility with mechanical display only	-	75	-	15 954
91011900	Wrist-watches, elctly operated, whether/not incorporatinga stopwatch facility without mechanical display only	18	333	4 569	20 580
91012100	Wrist-watches; not electrically operated, automatic winding, whether/not incorporating a stop-watch facility, case of precious metal or of metal clad with precious metal	0	5	35	74 398
91012900	Wrist-watches; not electrically operated, not automatic winding, whether or not incorporating a stop-watch facility, case of precious metal or of metal clad with precious metal	-	79	-	412
91019900	Pocket-watches&oth watches incl stopwatches with case of precious metal/metal clad w/precious metal,no elctly operate	40	239	17 093	96 893

Tabel 3 : Ekspor Indonesia menurut Komoditi (Kode HS 8 digit)

Juni 2019

Kode H S	Uraian golongan barang	Berat bersih (Kg)		Nilai F.O.B. (U S \$)	
		Bulan ini	Kumulatif	Bulan ini	Kumulatif
(1)	(2)	(3)	(4)	(5)	(6)
91021100	Wrist-watches, electrically operated, whether or not incorporating a stopwatch facility w/mechanical display only	179	1 045	5 367	85 966
91021200	Wrist-watches, electrically operated, whether or not incorporating a stopwatch facility w/optoelectr display only	15	146	1 399	16 415
91021900	Wrist-watches, electrically operated, whether/ not incorp.a stopwatch facility w/o mechanical&optoelectr display only	2	549	930	151 027
91022100	Wrist-watches; whether or not incorporating a stop-watch facility, with automatic winding	-	3 125	-	1 118 817
91022900	Wrist-watches; whether or not incorporating a stop-watch facility, with other than automatic winding	118	192	70	47 422
91029100	Wrist-watches, pocket-watches&oth.watches with electrically operated	-	47	-	607
91029900	Wrist-watches, pocket-watches&oth.watches with not electrically operated	559	2 490	75 555	716 139
91039000	Clocks with watch movements, excl clocks of h9104 not elect operated	21	21	100	126
91040010	Instrument panel clocks& clocks of a similar type, for vhcl	231	1 001	7 579	27 789
91040090	Instrument panel clocks & clocks of a similar type, for spacecraft	48	61	106	3 726
91051100	Alarm clocks, electrically operated	-	115	-	70
91051900	Alarm clocks,not electrically operated	4	215	1	568
91052100	Wall clocks, electrically operated	-	193	-	1 206
91052900	Wall clocks, not electrically operated	4	1 895	709	9 233
91059190	Oth clocks, oth than Marine chronometers electricallyoperated	7	8	50	64
91059990	Oth clocks, oth than Marine chronometers not electrically operated	-	10	-	13
91061000	Time-registers,time-recorders	13 262	88 675	914 075	6 037 920
91069010	Parking meters	-	1	-	12
91069090	Oth time of day recording&measuring app oth than parkingmeter	3 891	16 478	350 831	1 269 750
91070000	Time switches with clock/watch movement/with synchronousmotor	-	11	-	119
91081200	Watch move comp&assem w/opto elect display only,electrically operated	-	1	-	113
91101200	Incomplete movements, assembled of watches	1	25	1 163	6 720
91109000	Clocks; movements, whether or not complete, incomplete, assembled or unassembled	-	4	-	23
91119000	Parts of watch cases	-	25	-	5 000
91122000	Clock cases and cases of a similar type for other goods of this chapter	-	319	-	1 223
91129000	Part of clock cases&cases of a similar type forother goods of this chapter	-	1	-	26
91139000	Watch straps, watch bands, watch bracelets, and parts thereof; n.e.c. in heading no. 9113	14	92	1 196	5 770
91141000	Springs, including hair-springs of clock or watch parts	-	1	-	245
91143000	Dials of clock or watch parts	-	1	-	250
91149000	Clock or watch parts; other than springs (including hairsprings), dials, plates, and bridges	188	1 303	8 268	47 274
92011000	Upright pianos	754 083	6 167 369	5 721 485	46 923 144
92012000	Grand pianos	135 509	1 226 101	2 036 025	17 980 927
92019000	Musical instruments; harpsichords and other keyboard stringed instruments n.e.c. in heading no. 9201	448	1 615	123	7 615
92021000	String musical instrument(violins,harps), played with a bow	955	4 263	77 818	415 806
92029000	Musical instruments; string, played other than with a bow (e.g. guitars and harps)	259 623	1 323 510	6 005 946	30 378 954
92051000	Brass-wind instruments	-	45	-	1 279
92059010	Keyboard pipe organ,harmonium&similar keyboard instrumentsw/ free metal reeds	-	7 060	-	484 697
92059090	Other wind musical instruments	60 868	666 432	2 226 701	21 544 549
92060000	Percussion musical instruments (exp, drm,xylophones,cymbals, castanets)	133 569	2 091 063	457 257	5 736 845

Tabel 3 : Ekspor Indonesia menurut Komoditi (Kode HS 8 digit)

Juni 2019

Kode H S	Uraian golongan barang	Berat bersih (Kg)		Nilai F.O.B. (U S \$)	
		Bulan ini	Kumulatif	Bulan ini	Kumulatif
(1)	(2)	(3)	(4)	(5)	(6)
92071000	Keyboard instruments,oth than accordions	1 545 130	9 954 850	12 055 839	79 087 220
92079000	Musical instruments; (other than keyboard), the sound of which is produced or must be amplified electrically	340 674	2 633 395	7 568 795	56 140 968
92081000	Musical boxes	-	1	-	80
92089010	Decoy calls,whistles,call horns &oth mouth blown soundsignalling instrument	-	10	-	15
92089090	Fairground,mech street organ,sing bird, musical saw,othmusical instrument	193	16 493	2 053	93 155
92093000	Musical instrument strings	108	2 092	4 021	163 137
92099110	Part&accessories, strung backs,keyboards& metal frames for upright pianos	112 304	767 325	804 606	5 208 064
92099190	Other parts and accessories for pianos	39 923	486 886	411 256	3 913 643
92099200	Parts & accessories for the musical instrument of stringmusical instrument	704	2 858	9 528	46 820
92099400	Parts&acc,the music instrument of sound of which isprod/must be amplified, elect	241 622	1 665 675	1 527 310	9 595 598
92099900	Parts & accessories for oth musical instruments	27 342	268 467	1 056 985	7 865 117
93011000	Artillery weapons(guns,howitzer&mortars)	-	83	-	11 189
93019000	Military weapons; other than revolvers, pistols, and arms of heading 9307, n.e.c. in heading 9301	228	455	155 232	284 832
93020000	Revolvers & pistols, other than those of heading 9303/9304	-	60	-	28 320
93063019	Oth cartridges oth than 22 calibre cartridges of heading 93.02	-	2 431	-	111 889
93063020	Cartridges for riveting/similar tool/for captive-bolt humane killer&part thereof	1	1	1	1
93070000	Swords,cutlasses,bayonets,lances&similar arms&parts thereof & scabbards & sheaths	-	2	-	135
94011000	Seats of a kind used for aircraft	55	644	1 200	12 547
94012010	Seats of a kind used for motor vehicles ofheading 8702/8703/8702/8703/8704	-	6 273	-	32 878
94012090	Seats of a kind used for motor vehicles oth than ofheading 8702/8703/8704	47 668	581 722	551 387	6 707 236
94013000	Swivel seats with variable height adjustment	61	1 172	1 084	17 301
94014000	Seats oth than garden seats/ camping equepment,convertible into beds	1 279	5 017	300	1 500
94015200	Seats of bamboo	3 412	15 767	19 156	63 056
94015300	Seats of rattan	448 166	6 086 043	2 404 862	32 220 238
94015900	Seat of cane,osier or similar material	69 656	1 214 671	912 674	14 267 421
94016100	Seats; with wooden frames, upholstered, (excluding medical, surgical, dental, veterinary or barber furniture)	370 478	3 751 176	1 795 928	19 591 517
94016910	Oth seats,with wooden frames, non-upholstered, withbackrest and/or the seat made of rattan	259 110	2 958 196	1 142 107	13 042 037
94016990	Oth seats,with wooden frames, non-upholstered, withoutbackrest and/or the seat made of rattan	2 198 230	32 838 143	10 522 340	158 570 676
94017100	Seats; with metal frames, upholstered, (excluding medical, surgical, dental, veterinary or barber furniture)	26 309	530 042	353 943	6 957 390
94017910	Other seats, with metal frames, non-upholstered, withbackrest and/or the seat made of rattan	107 143	1 015 066	591 065	5 826 191
94017990	Other seats, with metal frames, non-upholstered, withoutbackrest and/or the seat made of rattan	55 475	1 066 408	557 779	12 083 000
94018000	Seats; n.e.c. in heading no. 9401, (excluding medical, surgical, dental, veterinary or barber furniture)	43 558	240 179	439 276	2 344 062
94019010	Parts of aircraft seats (head 94011000)	105 308	817 143	537 094	4 562 448
94019031	headrest stiffeners for seats of subheading 94012010,	897	4 914	2 723	14 244
94019039	Parts of other seats	495 733	3 222 875	2 710 503	17 774 519
94019040	Parts of seats of subheading 94013000	30	7 634	15	16 147
94019092	Parts of seats of plastics	117 324	1 154 865	713 489	8 899 973
94019099	Parts of seats of other than plastics	24 100	1 068 469	169 263	2 139 580
94021010	Medis furniture,dentists chair & parts thereof	73	151	490	935
94021030	Medis furniture,barbers chairs&similar chairs thereof &thereof	125	6 015	127	8 932
94029010	Furniture designed for medical,surgical/ veterinarypurposes &parts thereof, oth than chairs	14 307	575 796	115 882	4 590 693
94029020	Commodos	-	16	-	111

Tabel 3 : Ekspor Indonesia menurut Komoditi (Kode HS 8 digit)

Juni 2019

Kode H S	Uraian golongan barang	Berat bersih (Kg)		Nilai F.O.B. (U S \$)	
		Bulan ini	Kumulatif	Bulan ini	Kumulatif
(1)	(2)	(3)	(4)	(5)	(6)
94029090	Oth furniture designed for medical, surgical/veterinary purpose & part thereof, oth than chairs and commodes	82 067	732 747	304 221	3 442 766
94031000	Metal furniture of a kind used in office	75 931	748 040	376 700	4 635 439
94032010	Oth metal furniture, fume cupboards	7 855	109 729	40 070	413 307
94032090	Oth metal furniture, other than fume cupboards	432 826	3 154 827	2 252 472	20 482 692
94033000	Wooden furniture of a kind used in offices	336 423	3 735 544	1 032 643	9 745 079
94034000	Wooden furniture of a kind used in the kitchen	553 811	5 841 103	1 072 589	11 061 336
94035000	Wooden furniture of a kind used in the bedroom	2 051 354	18 760 948	8 573 845	77 395 005
94036010	Oth wooden furniture, fume cupboard	-	688 344	-	1 385 012
94036090	Oth wooden furniture, oth than fume cupboard	12 270 467	111 986 608	38 369 000	366 809 538
94037010	Furniture of plastics for baby walker	-	3	-	13
94037090	Furniture of plastics oth than for baby walker, fume cupboard	106 446	1 287 714	513 185	9 227 287
94038200	Furniture of bamboo	24 130	323 080	29 053	569 811
94038300	Furniture of rattan	159 559	1 949 764	920 673	10 786 842
94038910	Fume Cupboard	3 854	19 546	7 615	67 079
94038990	Other furniture of cane, osier, bamboo or similar materials	141 919	1 361 597	1 154 873	10 144 570
94039010	Parts of baby walkers of plastics	1 206	24 784	6 091	117 902
94039090	Parts of metal, wood, plastics and bamboo furniture other than baby walker	962 815	8 542 535	2 296 819	23 391 700
94041000	Mattress supports	59 102	982 419	131 484	1 722 911
94042110	Mattresses of cellular rubber, whether or not covered	21 028	242 970	317 387	2 837 770
94042120	Mattresses of cellular plastics, whether or not covered	2 080 166	6 422 912	8 124 421	25 434 833
94042910	Mattress springs of other materials	22 656	206 671	54 773	637 627
94042920	Mattress of hyperthermia or hypothermia type of oth materials	-	632	-	3 081
94042990	Mattress of other materials excl spring mattress & hyperthermia or hypothermia type	1 034 626	5 450 904	2 920 333	14 396 768
94043000	Sleeping bags	1 597	7 044	41 471	162 152
94049010	Quilts, bedspreads & mattress protectors	23 953	121 612	324 757	1 819 371
94049090	Other articles of bedding & similar furnishing	112 037	850 656	1 005 663	7 460 363
94051020	Chandeliers & other electric ceiling/wall lighting fittings electric ceiling/wall lighting fittings for operating rooms	-	24	-	366
94051091	Spotlights for ceiling or wall	-	1 913	-	2 590
94051092	Fluorescent lamps and lighting fittings	4	6 370	255	64 474
94051099	Oth fluorescent lamps and lighting fittings oth than for operating rooms	7 084	113 894	80 038	1 239 607
94052090	lamps of electric table, desk, bedside/ floor-standing lamps	25 085	216 794	117 174	1 073 833
94053000	Lighting sets of a kind used for christmas trees	502 500	805 077	5 858 779	10 253 086
94054020	Searchlights	1 591	8 588	30 929	153 718
94054040	Oth. electr lamps of spotlights	-	2 601	-	12 815
94054050	Oth electr lamps, of a kind used for lighting public open space/ thoroughfares	5 020	28 464	30 363	285 136
94054060	Other exterior lighting	3 832	31 467	85 060	533 079
94054080	Pilot lamp with fitting for electro-thermic domestic applic of heading 85.16	9 951	245 779	137 772	3 385 013
94054099	Other lighting fittings	19 022	161 464	434 981	3 370 625
94055011	Non elect. Lamps of oil-burning, of bras for religious rites	1 135	13 247	17 865	163 376
94055019	Other non elect. Lamps of oil-burning	31	1 539	397	13 184
94055040	Hurricane lamps	-	39 603	-	176 474
94055050	Non-electrical lamps and lighting fittings, miners' lamps and quarrymen's lamps	-	2	-	15
94055090	Other non elect lighting fittings	1 027	4 802	6 140	26 245
94056010	Warning signs, street name signs, road & traffic signs	-	104	-	30
94056090	Others illuminated signs	1 185	13 569	12 499	431 772
94059140	Parts of globes and chimneys	4	180	6	661
94059190	Other parts of glass for other lamps & lighting fittings	475	2 116	7 540	21 161
94059290	Other parts of plastics for other lamps & lighting fittings	131	14 612	979	32 678
94059910	Parts Lampshades of textile material	231	4 112	3 661	39 930
94059920	Parts Lampshades of other material	2 218	52 351	15 203	343 206
94059930	Parts of lamp of subheading 9405.50.11 or 9405.50.19	-	84	-	174
94059940	Parts for searchlights or spotlight oth than of glass & plastics	-	121	-	10 365

Tabel 3 : Ekspor Indonesia menurut Komoditi (Kode HS 8 digit)

Juni 2019

Kode H S	Uraian golongan barang	Berat bersih (Kg)		Nilai F.O.B. (U S \$)	
		Bulan ini	Kumulatif	Bulan ini	Kumulatif
(1)	(2)	(3)	(4)	(5)	(6)
94059950	Parts of lamp made of ceramics or metal	185	4 946	282	88 594
94059990	Other parts of lamp not made of ceramics, metal, glass, or plastics	121	10 222	483	158 867
94061090	Prefabricated buildings of wood	63 861	2 062 708	149 899	3 791 908
94069011	Greenhouses of non-wood, fitted with mechanical or thermal equipment made of iron or steel	-	15 378	-	16 002
94069019	Greenhouses of non-wood, fitted with mech/thermal equipment oth than made of iron/steel	-	10 800	-	7 612
94069020	Prefabricated buildings of non-wood, fitted with mechanical or thermal equipment made of plastics/ aluminium	104	29 933	267	211 347
94069030	Prefabricated buildings of non-wood, fitted with mechanical or thermal equipment of iron or steel	91 521	771 798	163 619	1 590 640
94069040	Prefabricated buildings of non-wood, fitted with mechanical or thermal equipment of cement, concrete or artificial stone	16 206	99 592	14 197	89 267
94069090	Prefabricated buildings of non-wood, fitted with mechanical or thermal equipment made of oth material	21 072	187 763	43 319	502 087
95030010	Tricycles, scooters, pedal cars and similar wheeled toys;dolls carriages	6 749	56 022	31 757	318 573
95030021	Dolls, whether/not dressed	1 254 025	6 492 130	11 693 499	66 448 158
95030022	Garments & garments accessories; footwear & headgear of dolls	3 491	22 243	95 419	758 817
95030029	Other parts and accessories for dolls	5 411	191 868	46 649	1 527 566
95030030	Electric trains toys, includ tracks, signals and other accessories thereof	491	24 800	10 173	283 271
95030040	Reduces size model aircraft assembly kits, working or not models, working or not	115 352	692 612	4 330 373	17 323 357
95030050	Other construction sets& constructional toys, of materials other than plastics	1 119	6 579	22 789	107 144
95030060	Stuffed toys representing animals or non-human creatures	429 639	3 774 006	6 673 755	53 952 542
95030070	Puzzles of all kinds	30	1 986	379	3 763
95030091	Numerical/alphabetical/animal blocks or cut-out; wordbuilders/making set;	116 033	822 999	861 313	5 309 347
95030092	Skipping ropes	-	12	-	11
95030093	Marbles	15	15	423	423
95030094	Toys of rubber	10	194	0	998
95030099	Other toys or parts	348 924	2 804 443	2 394 898	19 283 561
95042020	Tables for billiards of all kinds	-	3 176	-	7 408
95042030	Billiard chalks	450	3 550	6 480	48 943
95042090	Oth articles & accessories for billiards of all kinds	-	68	-	496
95043010	Pintables or slot machines, operated by coins and by oth means of payment	-	25	-	979
95043090	Other games, operated by coins and by oth means of payment	29 976	260 223	346 711	3 247 582
95044000	Playing cards	67	9 170	78	49 755
95045010	Video game consoles and machines, other than those of subheading 9504.30, that used with a television receiver	1	11	42	264
95045090	Video game consoles and machines, other than those of subheading 9504.30, that used without a television receiver	28	286	50	14 115
95049010	Bowling requisites of all kind	-	85	-	818
95049021	Darts & parts & accessories that made of wood, paper or plastics	-	15	-	12
95049039	Other gambling equipment & paraphernalia equipment	22	416	444	3 059
95049092	Tables designed for game of wood/plastic not gambling equipment	-	1 016	-	5 482
95049093	Tables designed for games not of wood/ plastics, not gambling equipment	-	5	-	30
95049099	other table designed for games not wood/ plastics	2 970	12 251	2 174	41 708
95051000	Articles for christmas festivities	119 051	503 876	318 766	1 333 812
95059000	Festive,carnival/oth entertrn.articles incl conjuringtricks & novelty jokes	21 079	589 020	114 674	3 097 766
95061100	Skis of snow-skis	-	34	-	23

Tabel 3 : Ekspor Indonesia menurut Komoditi (Kode HS 8 digit)

Juni 2019

Kode H S	Uraian golongan barang	Berat bersih (Kg)		Nilai F.O.B. (U S \$)	
		Bulan ini	Kumulatif	Bulan ini	Kumulatif
(1)	(2)	(3)	(4)	(5)	(6)
95061900	Snow-ski equipment	17 462	71 660	682 267	2 941 590
95062100	Sailboards	4 959	75 926	148 400	1 523 482
95062900	Water sport equipment; water-skis, surf-boards and other water-sport equipment, excluding sailboards	596	2 719	14 756	44 860
95063100	Golf clubs, complete	6	333	665	10 928
95063200	Balls for golf	266 221	1 696 486	1 814 294	12 084 253
95063900	Golf equipment; other than clubs and balls	5	108 584	394	264 771
95064010	Tables tennis	656	5 882	1 254	6 167
95064090	Oth articles & equip for table-tennis	333	3 478	7 934	88 099
95065100	Lawn-tennis rackets, whether/not strung	-	450	-	15 970
95065900	Badminton or similar rackets, whether/ not strung	446	701	50 369	60 083
95066100	Lawn-tennis balls	7 003	53 449	72 768	481 601
95066200	Inflatable balls	16 515	272 696	224 337	2 957 091
95066900	Balls; (other than inflatable or for lawn-tennis, golf or table-tennis)	1 463	4 936	31 574	131 733
95067000	Ice skates & roller skates, incl skating boots with skates attached	1	3	1	13
95069100	Artic & equip for general physics exercise, gymnastics or athletics	11 896	66 495	520 776	2 655 822
95069910	Bows (including crossbows) and arrows	-	3	-	120
95069920	Nets, cricket pads and shin guards	30	25 719	15	574 147
95069930	Shuttlecocks	341	2 176	14 160	76 517
95069990	Articles & equipment for outdoor games, swimming pools and paddling tools	26 640	253 543	373 701	2 958 065
95071000	Fishing rods	13 617	53 006	1 655 260	6 229 220
95072000	Fish-hooks, whether/not snelled	10 747	63 929	444 570	3 052 260
95073000	Fishing reels	360	2 402	7 770	65 389
95079000	Fishing tackle n.e.c., butterfly nets, decoy birds (other than those of heading no. 9208 or 9705) and similar hunting or shooting requisites	28 543	255 100	976 529	8 963 200
95081000	Travelling circuses and travelling menageries	438	626	1 975	11 026
95089000	Roundabouts,swings,shooting galleries& oth fairgroundamusement;trave theatres	92	97	2 798	2 848
96011010	Cigar or cigarette cases, tobacco jars;ornamental articles of ivory	-	1 034	-	1 626
96011090	Articles of ivory oth than cigarette cases, tobaccojars, and ornamen	3 541	43 782	54 199	482 018
96019011	Cigar or cigarette cases, tobacco jars;ornamental articles of mother-of-pearl or tortoise-shell	4 335	13 689	24 379	74 917
96019012	Pearl Nucleus	-	2 416	-	42 957
96019019	Oth article made of mother-of-pearl or tortoise-shell exclcigar/cigarette case, tobacco jar, ornamental&pearl nucleus	18 796	207 477	134 972	1 187 220
96019090	Bone, horn, antlers, coral, and articles made of them	-	6 206	-	41 588
96020010	Gelatin capsules for pharmaceutical products	33 591	274 643	903 171	7 630 455
96020020	Cigar/cigarette cases, tobacco jars & household ornamentalarticles	-	8	-	89
96020090	Oth worked veget/minerl carving material&articles of these materials	9 310	44 216	49 349	262 832
96031010	Brushes consisting of twig/oth vegetable materials bound together	39 497	299 059	43 116	563 108
96031020	Brooms consisting of twig/oth vegetable materials boundtogether	1 562 359	18 890 959	521 934	6 507 851
96032100	Tooth brushes, incl dental-plate brushes	23 955	241 863	331 757	2 995 173
96032900	Shaving brushes,hair brush,nail brush, eyelash &oth brushfor use on the person	16 862	277 554	109 837	1 649 080
96033000	Artists' brushes, writing brush & similar brushes for the application of cosmetic	102	317	2 501	3 163
96034000	Paint,distemper, varnish/similar brushes oth than 9603.30;Paint pads & rollers	157 414	1 747 884	760 747	7 829 429
96035000	Brushes; constituting parts of machines, appliances or vehicles	1	58	7	2 890
96039010	Prepared knots and tufts for broom or brush making	-	71 202	-	221 650
96039020	Hand-operated mechanical floor sweepers, not motorised	-	23 829	-	35 125
96039040	Other brushes, other than tooth brush, hair brush, shavingbrush	672	13 931	6 202	86 519

Tabel 3 : Ekspor Indonesia menurut Komoditi (Kode HS 8 digit)

Juni 2019

Kode H S	Uraian golongan barang	Berat bersih (Kg)		Nilai F.O.B. (U S \$)	
		Bulan ini	Kumulatif	Bulan ini	Kumulatif
(1)	(2)	(3)	(4)	(5)	(6)
96039090	Mops and feather dusters; squeegees (oth than rollersqueegees)	23 083	118 314	132 832	798 396
96040010	Hand sieves and hand riddles of metal	-	1 309	-	6 301
96040090	Hand sieves and hand riddles of other material	6	1 565	8	583
96050000	Travel sets for personal toilet, sewingor shoe or clothes cleaning	3 137	36 275	538 345	1 554 328
96061010	Press-fasteners, snap-fasteners and press-studs and part therefor of plastic	4	5 873	42	52 246
96061090	Press-fasteners, snap-fasteners and press-studs and part therefor of other	25 584	144 219	312 562	1 832 838
96062100	Buttons of plastics, not covered with textile material	11	642	111	8 849
96062200	Buttons of base metal, not covered with textile material	11	1 091	1 375	25 500
96062900	Buttons; of other than base metal or plastics, not covered with textile material	2 027	32 072	16 757	423 107
96063010	Button moulds & other parts of buttons; button blanks, of plastic	77	5 081	1 070	92 991
96063090	Button moulds & other parts of buttons; button blanks, of other material	2 412	77 092	38 930	1 501 622
96071100	Slide fasteners fitted with chain scoops of base metal	7	304 154	214	675 904
96071900	Slide fasteners; other than those fitted with chain scoops of base metal	18 096	115 751	288 974	1 819 339
96072000	Parts of slide fasteners	1 180 451	6 898 611	7 748 221	42 077 692
96081010	Ball point pens of plastics	4 315	73 819	138 866	1 183 786
96081090	Ball point pens of other than plastics	17 422	128 871	163 942	2 872 320
96082000	Felt tipped & other porous-tipped pens and markers	30 890	251 765	303 980	2 318 986
96083020	Fountain pens	792	1 615	233 212	362 318
96083090	Oth fountain pens, stylograph pens and other pens	31	10 437	25 206	1 221 731
96084000	Propelling or sliding pencils	129	880	21 299	92 999
96085000	Sets of articles from two or more ofthe foregoing subheadings	166	183	1 050	1 808
96086010	Refills for ball point pens, comprising the ball point&ink- of plastics	-	574	-	40 563
96086090	Refills for ball point pens, comprising the ball point&ink-of other than plastics	372	3 359	33 069	149 332
96089110	Pen nibs and nib points of gold or gold plated	-	290	-	45 228
96089190	Pen nibs and nib points of oth than gold and gold platedPen nibs and nib points of oth material	143	2 260	10 422	28 447
96089991	Parts of ball point pens of plastics	-	1 841	-	55 473
96089999	Penholders,pencil-holders&similar holder;parts of ball poin	1	157	2	762
96091010	Black pencils, with lead encased in a rigid sheath	229 462	2 205 231	1 726 501	15 743 242
96091090	Crayons & oth pencils with lead encased in a rigid sheath	176 578	1 972 460	1 978 041	20 257 047
96092000	Pencil leads, black or coloured	10 757	162 616	81 065	811 829
96099030	Pencils & crayons other than those of subheading 9609.10	195	227	350	504
96099091	Writing or drawing chalks	1 424	23 702	924	19 955
96099099	Pastels, drawing charcoals, tailors' cha and other pencils	149 944	2 165 591	395 611	4 817 703
96100010	School slates, with writing or drawing surfaces	-	105	-	755
96100090	Boards and oth slates, with writing or drawing surfaces	156 847	1 582 983	349 089	3 837 113
96110000	Date, seal/numbering stamps & the like,in the hand operatd;hand composing stick	28	818	2 921	10 995
96121010	Ribbons of textile fabric	94 559	679 008	1 499 019	12 702 281
96121090	Ribbons of other materials or similar ribbons	491	7 240	4 238	50 395
96122000	Ink-pads	-	15	-	100
96131010	Pocket lighters, gas fuelled, non- refillable of plastics	-	40	-	43
96132090	Pocket lighters, gas fuelled, refillable of other materials	-	6	-	18
96138010	Piezo-electric lighters for stoves and ranges	-	13 284	-	80 294
96138090	Lighters; whether or not mechanical or electrical, n.e.c. in heading no. 9613	-	0	-	4
96139010	Refilled cartridge or oth receptaclespart of mechncl lighter,cont liquid fuel	150	12 315	90	73 749
96139090	Other parts of lighters	-	0	-	4
96140090	Smoking pipes and cigar or cigaretteholder and parts thereof	-	2	-	10

Tabel 3 : Ekspor Indonesia menurut Komoditi (Kode HS 8 digit)

Juni 2019

Kode H S	Uraian golongan barang	Berat bersih (Kg)		Nilai F.O.B. (U S \$)	
		Bulan ini	Kumulatif	Bulan ini	Kumulatif
(1)	(2)	(3)	(4)	(5)	(6)
96151120	Combs, hair-slides and the like of hard rubbers	2	969	2 901	8 431
96151130	Combs, hair-slides and the like of plastics	809	3 642	4 516	14 943
96151900	Combs, hair-slides and the like other than hard rubbers or plastics	2 646	5 249	17 627	28 610
96159011	Decorative hair pins of aluminium	235	1 243	501	4 424
96159013	Decorative hair pins of plastics	-	0	-	1
96159019	Other decorative hair pins	11	2 213	102	19 037
96159021	Parts of combs, hair pins and the like of aluminium	-	60	-	64
96159023	Parts of combs, hair pins and the like of plastics	-	9	-	18
96159091	Curling grips, hair-curlers and the like of aluminium	-	55	-	165
96159093	Curling grips, hair-curlers and the like of plastics	-	2	-	55
96159099	Other curling grips, hair-curlers and the like	29	3 171	63	8 060
96161010	Scent sprays and similar toilet sprays	2 478	56 916	71 996	1 426 220
96161020	Mounts and heads of scent sprays and similar toilet sprays	3 286	35 578	5 911	179 365
96162000	Powder-puffs & pads for the application of cosmetics or toilet preparations	582	16 230	3 517	45 261
96170010	Vacuum flasks and other vacuum vessels	3 833	23 666	2 781	108 635
96170020	Parts of vacuum flasks or vacuum vessels	-	203	-	225
96180000	Tailor' dummies, oth lay figure; automata & animated displ. shop window dressing	2 685	73 105	112 381	1 354 965
96190011	Disposable sanitary towel, tampon, napkin with an absorbent core of textile	23 000	148 490	45 298	325 226
96190012	Sanitary towels and tampons of paper, paper pulp, cellulose wadding or webs of cellulose fibres	62 772	1 298 250	320 962	6 332 539
96190013	Baby napkins and pads for incontinence, of paper, paper pulp, cellulose wadding or webs of cellulose fibres	2 024 912	15 145 364	5 439 727	40 956 346
96190014	Other disposable articles made of paper, paper pulp, cellulose wadding or webs of cellulose fibres	47 083	219 454	138 117	665 879
96190019	Oth disposable sanitary towel, tampons, napkins and napkinsliners for babies	481 119	3 957 624	1 624 294	13 605 155
96190091	Sanitary towel, tampon, napkin, knitted or crocheted with an absorb core of textile	2 349	19 412	37 156	158 425
96190099	Oth sanitary towel, tampons, napkins, with an absorbent core of wad of oth material	7 189	167 713	52 605	321 717
96200010	Monopods, bipods, tripods and similar articles made of plastics	4 994	62 766	56 017	495 553
96200020	Monopods, bipods, tripods and similar articles made of carbon and graphite	-	53	-	250
96200030	Monopods, bipods, tripods and similar articles made of iron and steel	-	155	-	959
96200040	Monopods, bipods, tripods and similar articles made of aluminium	63	367	3 577	20 574
96200090	Monopods, bipods, tripods and similar articles made of other material	2	38	16	3 340
97011000	Paintings, drawings and pastels, executed entirely by hand	6 709	139 287	96 343	1 156 583
97019000	Colleges & similar decorative plaques executed entirely by hand	10 627	121 758	68 018	675 879
97030000	Original sculptures and statuary, in any material.	44 036	516 322	62 115	590 720
97040000	Postage/revenue stamps, stamp postmark, first-day covers, stamped paper	6	7	0	26
97060000	Antiques of an age exceeding one hundred years	743	743	29 807	29 807
99991000	Postal packages n.c.a.k	102 616	888 946	4 312 802	32 262 733
Total Ekspor		46 573 047 124	318 452 971 682	11 792 729 749	80 337 221 046

Sumber : dokumen PEB dan non PEB, diolah

Tabel 4. Ekspor Indonesia menurut Negara Tujuan

Juni 2019

Kode Negara	Negara Tujuan	Berat bersih / Net weight (Kg)		Nilai / Value F.O.B. (U S \$)	
		Bulan ini	Kumulatif	Bulan ini	Kumulatif
(1)	(2)	(3)	(4)	(5)	(6)
JP	JAPAN	3 707 491 945	19 249 749 041	1 278 199 990	7 999 978 551
HK	HONG KONG	804 706 127	4 349 445 026	278 447 459	1 298 355 829
KR	KOREA, REPUBLIC OF	3 271 949 332	18 925 177 078	561 673 706	3 791 412 034
TW	TAIWAN	1 323 719 131	10 527 857 472	259 599 516	1 930 485 815
CN	CHINA	16 919 548 564	104 817 986 201	1 924 696 889	12 271 180 155
MN	MONGOLIA	175 849	942 153	469 328	3 348 724
MO	MACAU	97 132	373 896	442 989	2 013 703
PG	PAPUA NEW GUINEA	7 118 610	98 673 997	6 954 874	74 294 661
TH	THAILAND	1 460 219 135	11 334 408 123	406 935 306	3 190 675 123
SG	SINGAPORE	1 119 437 018	9 570 449 472	922 228 017	6 193 481 143
PH	PHILIPPINES	2 776 320 049	15 060 197 548	503 605 283	3 271 826 225
MY	MALAYSIA	3 036 669 313	16 746 564 995	655 045 030	4 116 263 288
MM	MYANMAR	72 561 188	566 683 125	56 394 343	394 324 994
KH	CAMBODIA	214 921 767	1 428 763 242	37 577 473	269 936 138
BN	BRUNEI DARUSSALAM	1 716 691	147 397 036	4 773 550	38 797 334
LA	LAO PEOPLE'S DEM. REP.	40 689	520 138	347 918	3 059 018
NP	NEPAL	554 646	5 716 966	992 783	7 609 402
BT	BHUTAN	-	276 080	-	977 354
VN	VIET NAM	1 630 988 357	8 999 465 624	358 048 281	2 370 388 770
MV	MALDIVES	5 890 330	43 571 404	1 965 959	20 350 354
IN	INDIA	6 826 960 196	67 430 441 998	749 476 296	5 777 579 611
PK	PAKISTAN	409 780 299	2 858 690 411	137 478 067	927 565 923
BD	BANGLADESH	212 425 095	5 153 214 731	72 491 633	957 095 233
LK	SRI LANKA	51 431 996	801 585 354	23 962 099	186 367 666
AF	AFGHANISTAN	277 537	2 926 333	456 973	6 686 442
IQ	IRAQ	5 962 461	66 817 675	8 952 468	80 777 258
IR	IRAN (ISLAMIC REPUBLIC OF)	5 333 323	41 503 632	4 855 315	41 535 706
SA	SAUDI ARABIA	113 262 212	597 142 331	107 777 759	699 062 959
IL	ISRAEL	11 926 222	46 840 502	12 323 080	60 970 432
KW	KUWAIT	8 933 631	104 685 225	14 618 578	91 791 687
JO	JORDAN	5 081 032	43 789 661	5 150 591	46 682 675
LB	LEBANON	6 749 188	41 158 574	5 580 600	41 973 256
PS	PALESTINA	17 059	338 897	42 120	1 339 624
YE	YEMEN	3 449 433	89 139 944	5 660 494	71 691 261
OM	OMAN	21 698 925	121 716 987	20 901 038	140 703 188
SY	SYRIA ARAB REPUBLIC	6 315 482	34 250 192	3 110 102	22 904 853
TR	TURKEY	80 343 606	565 211 371	88 470 353	577 828 002
AE	UNITED ARAB EMIRATES	147 029 406	609 164 867	108 294 525	702 838 899
QA	QATAR	5 238 105	33 390 880	7 109 983	49 631 868
BH	BAHRAIN	1 583 126	13 216 254	3 056 435	24 627 421
CY	CYPRUS	723 592	3 334 919	885 238	5 889 684
EG	EGYPT	103 540 461	725 024 065	72 657 107	514 875 700
LY	LIBYAN ARAB JAMAHIRIYA	1 214 801	8 446 127	1 404 053	13 578 353
MA	MOROCCO	2 837 877	31 147 213	4 509 907	46 486 238
TN	TUNISIA	530 394	44 160 784	742 037	31 193 123
DZ	ALGERIA	13 459 669	107 922 376	9 209 490	79 455 630
SD	SUDAN	16 793 449	60 809 716	10 610 581	43 978 130
ER	ERITREA	13 293	61 393	120 387	125 741
LS	LESOTHO	-	36 000	-	26 064
NA	NAMIBIA	8 182	139 677	28 421	564 542
ET	ETHIOPIA	3 155 475	13 760 814	3 466 781	16 190 301
TZ	TANZANIA, UNITED REP. OF	31 364 128	213 614 542	18 253 654	132 878 854
MG	MADAGASCAR	3 785 897	46 124 240	2 625 272	29 579 940
SO	SOMALIA	1 772 894	23 477 521	2 615 599	32 183 308
KE	KENYA	13 898 228	168 599 904	10 384 376	113 191 736
RE	REUNION	407 871	47 615 757	799 309	10 372 671
MZ	MOZAMBIQUE	23 792 472	94 879 130	14 944 160	61 400 154
BW	BOTSWANA	-	156 579	-	216 168
GQ	EQUATORIAL GUINEA	388 802	4 115 002	273 501	3 089 792
TG	TOGO	6 236 270	87 902 400	4 533 753	58 590 981
GH	GHANA	18 174 350	108 434 408	11 918 204	76 185 726
LR	LIBERIA	389 378	15 081 369	460 890	10 478 671

Tabel 4. Ekspor Indonesia menurut Negara Tujuan

Juni 2019

Kode Negara	Negara Tujuan	Berat bersih / Net weight (Kg)		Nilai / Value F.O.B. (U S \$)	
		Bulan ini	Kumulatif	Bulan ini	Kumulatif
(1)	(2)	(3)	(4)	(5)	(6)
GN	GUINEA	2 229 168	10 895 266	2 305 704	13 232 115
AO	ANGOLA	8 479 635	69 804 690	6 363 151	53 503 564
CG	CONGO	2 857 602	31 829 201	2 810 100	24 987 987
CM	CAMEROON	2 163 829	11 399 298	1 521 163	11 866 253
NG	NIGERIA	28 697 510	173 180 823	27 119 073	204 062 592
SL	SIERRA LEONE	1 188 581	13 658 758	871 365	9 919 430
GA	GABON	821 998	4 658 744	2 302 865	8 431 131
CI	COTE D'IVOIRE	3 695 507	35 014 467	3 432 120	30 986 908
SN	SENEGAL	3 009 448	39 454 187	2 877 909	30 293 247
MR	MAURITANIA	3 974 892	54 931 158	2 575 222	34 712 422
ML	MALI	442 489	2 224 458	486 127	3 555 697
BJ	BENIN	12 253 810	117 390 666	7 897 506	77 403 702
BF	BURKINA FASO	311 930	4 243 112	1 163 357	7 731 304
GW	GUINEA BISSAU	39 263	885 581	40 105	646 058
GM	GAMBIA	2 961 609	40 607 308	1 939 844	27 101 336
SC	SEYCHELLES	32 839	515 064	201 077	1 702 047
UG	UGANDA	222 398	1 565 094	432 913	3 044 944
CF	CENTRAL AFRICAN REPUBLIC	34 144	151 887	38 519	233 989
NE	NIGER	21 920	1 647 580	50 011	2 121 969
TD	CHAD	-	96 321	-	158 721
DJ	DJIBOUTI	18 055 353	98 042 530	13 630 700	68 035 243
ST	SAO TOME AND PRINCIPE	39 031	304 278	27 360	269 690
SZ	SWAZILAND	184 219	427 195	1 406 363	2 885 083
ZA	SOUTH AFRICA	57 255 382	292 352 697	49 693 757	299 882 039
ZW	ZIMBABWE	95 275	140 754	102 634	238 318
ZM	ZAMBIA	1 051	114 456	42 077	584 027
MW	MALAWI	563 010	5 471 677	296 860	3 000 987
KM	COMOROS	76 486	1 556 670	55 364	1 155 918
BI	BURUNDI	-	254 589	-	383 429
MU	MAURITIUS	3 515 081	233 870 287	3 421 088	40 970 689
RW	RWANDA	4 841	3 282 656	38 039	2 100 767
YT	MAYOTTE	206 228	765 153	132 598	622 095
CD	DEMOCRATIC REP. OF THE CONGO	344 595	3 637 219	424 394	3 636 360
AU	AUSTRALIA	207 745 672	1 525 764 383	189 403 325	1 072 079 836
NZ	NEW ZEALAND	119 461 110	1 092 363 800	28 980 805	221 762 907
FM	MICRONESIA, FED. STATES OF	2 763	301 625	8 059	357 774
GU	GUAM	6 991	401 065	38 419	1 097 117
PW	PALAU	-	48 627	-	84 200
NR	NAURU	88 452	220 540	13 020	189 961
NC	NEW CALEDONIA	102 686	1 955 268	338 973	4 051 855
MP	NORTHERN MARIANA ISLANDS	33 008	212 315	37 594	317 184
VC	SAINT VINCENT AND THE GRENADINES	29 930	149 686	162 154	398 336
VU	VANUATU	280 910	1 987 329	255 013	2 074 351
WF	WALLIS AND FUTUNA ISLANDS	-	21 800	-	74 212
AS	AMERICAN SAMOA	25 170	610 172	9 188	622 309
CK	COOK ISLANDS	97	110 633	1 979	331 886
FJ	FIJI	970 996	5 803 879	1 583 713	11 393 112
KI	KIRIBATI	108 794	915 019	160 687	1 261 795
MH	MARSHALL ISLANDS	80 117	448 946	430 094	2 322 084
WS	SAMOA	187 436	2 756 392	306 677	3 123 196
SB	SOLOMON ISLANDS	256 043	3 373 923	279 225	5 716 110
TO	TONGA	111 517	1 210 048	109 207	1 605 170
TV	TUVALU	16 013	71 249	11 712	58 099
CX	CHRISTMAS ISLANDS	-	61	-	132 081
TK	TOKELAU	-	123	-	1 798
TL	EAST TIMOR	27 159 295	188 040 500	12 085 945	93 000 307
US	UNITED STATES	336 171 063	2 551 370 168	1 077 356 415	8 371 249 965
CA	CANADA	17 541 029	137 544 012	59 833 075	420 638 383
MX	MEXICO	18 671 884	284 303 833	62 826 374	479 626 002
GT	GUATEMALA	1 925 168	13 427 623	2 437 456	19 546 516
HN	HONDURAS	784 486	6 161 018	1 624 056	11 196 896
NI	NICARAGUA	500 801	2 744 221	638 172	6 970 967

Tabel 4. Ekspor Indonesia menurut Negara Tujuan

Juni 2019

Kode Negara	Negara Tujuan	Berat bersih / Net weight (Kg)		Nilai / Value F.O.B. (U S \$)	
		Bulan ini	Kumulatif	Bulan ini	Kumulatif
(1)	(2)	(3)	(4)	(5)	(6)
PA	PANAMA	765 915	11 470 071	4 280 899	43 627 383
CU	CUBA	265 266	3 960 570	627 132	4 145 194
SR	SURINAME	216 267	1 845 783	475 410	4 908 770
CL	CHILE	3 012 841	22 038 486	7 650 646	69 301 017
VE	VENEZUELA	144 818	2 186 320	350 287	3 201 157
AR	ARGENTINA	5 361 060	30 890 563	14 138 760	97 504 609
BR	BRAZIL	36 497 082	276 949 246	66 295 724	504 510 702
CO	COLOMBIA	3 089 450	18 598 444	8 688 159	61 202 795
BO	BOLIVIA	60 589	2 920 637	156 678	15 929 113
UY	URUGUAY	1 390 797	8 218 886	3 177 925	22 570 648
PY	PARAGUAY	314 182	2 507 066	3 046 949	20 324 319
EC	ECUADOR	2 583 983	15 222 033	3 605 743	28 149 920
PE	PERU	3 868 987	36 984 075	7 747 429	91 380 918
GY	GUYANA	134 259	1 560 698	155 952	2 488 111
TT	TRINIDAD AND TOBAGO	1 152 441	8 264 581	1 658 680	11 142 072
BS	BAHAMAS	19 171	199 630	161 647	1 538 569
JM	JAMAICA	803 957	9 375 439	1 130 956	11 031 089
PR	PUERTO RICO	527 440	3 328 834	1 344 007	11 008 344
BZ	BELIZE	47 307	150 026	143 769	559 987
DO	DOMINICAN REPUBLIC	2 152 639	15 547 900	4 144 228	31 808 746
SV	EL SALVADOR	675 911	6 658 165	1 508 328	10 784 469
CR	COSTA RICA	838 160	4 737 863	1 427 993	10 765 569
HT	HAITI	9 793 058	89 730 893	6 040 909	57 998 583
BB	BARBADOS	41 676	706 989	165 107	1 763 629
AG	ANTIGUA AND BARBUDA	8 420	96 716	34 160	592 921
AI	ANGUILLA	-	70	-	895
AW	ARUBA	16 595	238 818	100 288	1 164 963
BM	BERMUDA	2 766	53 614	24 630	435 679
CV	CAPE VERDE	53 849	366 013	62 998	277 958
KY	CAYMAN ISLANDS	18 822	94 647	128 596	780 545
DM	DOMINICA	158 261	677 702	1 092 470	4 911 869
GF	FRENCH GUIANA	19 322	211 608	16 364	217 222
PF	FRENCH POLYNESIA	328 126	2 662 886	535 974	4 782 221
GL	GREENLAND	-	2 289	-	29 650
GD	GRENADA	58 752	349 624	41 634	349 797
MQ	MARTINIQUE	61 025	903 885	77 411	2 054 457
AN	NETHERLANDS ANTILLES	42 083	618 312	286 941	2 608 472
NF	NORFOLK ISLANDS	-	1 198	-	5 836
LC	SAINT LUCIA	63 184	310 094	150 763	752 851
TC	TURKS AND CAICOS ISLANDS	-	45 853	-	321 163
GP	GUADELOUPE	173 709	1 241 283	462 053	3 456 216
KN	SAINT KITTS AND NEVIS	2 200	58 438	13 772	604 991
MS	MONTSERRAT	-	41	-	630
VG	VIRGIN ISLANDS (BRITISH)	18 270	133 701	144 185	1 217 704
VI	U.S. VIRGIN ISLANDS	3	12 013	1 101	78 047
BL	SAINT BARTHELEMY	-	39	-	984
GB	UNITED KINGDOM	35 911 027	298 887 759	81 657 070	666 586 832
NL	NETHERLANDS	488 146 217	2 498 300 079	314 069 802	1 684 179 873
FR	FRANCE	10 472 120	114 937 767	61 242 398	405 604 292
DE	GERMANY, FED. REP. OF	40 709 511	311 640 503	153 052 892	1 144 690 714
AT	AUSTRIA	304 617	2 217 217	1 441 742	14 043 595
BE	BELGIUM	46 187 688	224 863 316	73 858 746	567 161 207
CH	SWITZERLAND	191 718	39 388 861	104 060 936	347 094 216
LU	LUXEMBOURG	1 815 882	11 091 676	2 783 813	15 851 861
GI	GIBRALTAR	1	10	154	1 005
MC	MONACO	388	3 244	11 132	86 903
DK	DENMARK	4 909 855	57 172 847	11 611 912	103 163 671
NO	NORWAY	717 635	26 889 064	2 320 353	53 254 487
SE	SWEDEN	5 548 531	29 950 811	10 775 098	81 862 533
FI	FINLAND	2 426 669	15 584 573	5 923 859	38 517 638
IE	IRELAND	2 026 637	13 868 150	5 430 357	32 506 062
IT	ITALY	100 940 436	752 473 295	116 425 400	870 358 475

Tabel 4. Ekspor Indonesia menurut Negara Tujuan

Juni 2019

Kode Negara	Negara Tujuan	Berat bersih / Net weight (Kg)		Nilai / Value F.O.B. (U S \$)	
		Bulan ini	Kumulatif	Bulan ini	Kumulatif
(1)	(2)	(3)	(4)	(5)	(6)
ES	SPAIN	174 258 940	2 409 443 100	118 989 161	906 882 577
PT	PORTUGAL	3 104 184	25 835 664	7 822 704	70 365 981
IS	ICELAND	5 448	73 399	41 910	670 339
GR	GREECE	18 757 916	141 172 404	17 182 343	110 025 111
VA	VATICAN CITY STATE	-	4 606	-	17 577
AD	ANDORRA	2 311	2 312	19 077	19 495
LI	LIECHTENSTEIN	6	8	1 795	2 143
HU	HUNGARY	1 701 324	11 756 677	6 742 812	34 422 753
PL	POLAND	9 627 348	74 067 612	30 348 126	242 896 811
RO	ROMANIA	5 255 620	39 569 698	9 044 394	62 519 987
BG	BULGARIA	1 808 714	18 047 525	3 724 513	25 696 633
AL	ALBANIA	360 492	3 363 611	482 136	5 399 355
AM	ARMENIA	17 155	514 358	22 894	1 099 332
AZ	AZERBAIJAN	182 500	808 732	320 886	1 408 157
BY	BELARUS	2 179	121 546	30 562	904 106
KZ	KAZAKHSTAN	1 643 104	10 667 905	42 684 000	155 552 648
KG	KYRGYZSTAN	26 669	907 920	62 044	943 522
MD	MOLDOVA, REPUBLIC OF	9 639	161 960	126 076	353 627
TJ	TAJKISTAN	-	416 511	-	383 907
TM	TURKMENISTAN	42 000	1 043 266	23 982	1 040 895
UA	UKRAINE	79 193 076	539 222 872	6 156 199	115 998 801
UZ	UZBEKISTAN	371 105	2 913 644	431 327	3 234 258
LT	LITHUANIA	344 631	4 981 111	554 679	7 198 819
LV	LATVIA	3 161 131	77 801 467	4 870 213	59 397 589
EE	ESTONIA	11 123 701	65 936 506	7 564 269	55 206 793
GE	GEORGIA	978 520	13 781 481	1 380 313	19 424 424
HR	CROATIA	2 109 266	19 191 661	2 687 760	20 604 023
BA	BOSNIA AND HERZEGOVINA	956	224 608	32 212	979 746
MT	MALTA	237 366	1 522 918	265 118	2 913 418
SK	SLOVAKIA	224 266	871 615	1 980 429	11 550 969
SI	SLOVENIA	3 747 710	191 913 066	4 433 993	59 052 475
CZ	CZECH REPUBLIC	751 462	6 121 409	8 113 939	43 754 627
MK	REP. OF MACEDONIA	4 306	674 086	60 793	1 041 568
FO	FAEROE ISLANDS	-	2	-	895
RU	RUSSIA FEDERATION	32 108 516	395 086 498	48 762 617	400 704 592
RS	SERBIA	238 648	1 666 290	457 315	5 727 824
ME	MONTENEGRO	103 099	2 701 964	106 217	2 882 106
GG	GUERNSEY	-	0	-	37
JE	JERSEY	-	3	-	422
TOTAL EKSPOR		46 573 047 124	318 452 971 682	11 792 729 749	80 337 221 046

Sumber : dokumen PEB dan non PEB, diolah

Tabel 5 : Ekspor Indonesia menurut Provinsi dan Pelabuhan muat

Juni 2019

Pelabuhan	Pelabuhan Muat	Berat bersih / Net weight (Kg)		Nilai / Value F.O.B. (U S \$)	
		Bulan ini	Kumulatif	Bulan ini	Kumulatif
(1)	(2)	(3)	(4)	(5)	(6)
ACEH		524 135 799	3 714 233 580	10 903 549	82 240 050
IDLSW	LHOK SEUMAWE	2 437	4 447 663	426	1 173 887
IDMEQ	MEULABOH	524 133 000	3 649 014 000	10 899 502	75 969 716
IDBTJ	BLANG BINTANG (U)	362	5 424	3 621	50 642
IDAUN	BLANG LANCANG (ARUN)	-	9 560 820	-	4 388 344
IDKRU	KRUENG R. MALAHAYATI	-	51 185 673	-	550 318
IDKLS	KUALA LANGSA	-	20 000	-	107 142
SUMATERA UTARA		668 599 229	4 518 401 659	526 492 613	3 727 458 907
IDKNO	KUALA NAMU INTERNATIONAL AIRPORT (U)	440 463	2 818 360	5 258 549	39 150 432
IDPSU	PANGKALAN SUSU	13 000	39 000	130 000	403 000
IDBLW	BELAWAN	543 489 675	3 763 826 310	453 592 470	3 312 553 103
IDTJB	TANJUNG BALAI ASAHAN	1 225 984	11 667 326	827 593	9 142 094
IDPDO	PANGKALAN DODE	-	8 545	-	11 415
IDKTJ	KUALA TANJUNG	123 430 107	740 042 118	66 684 000	366 198 864
SUMATERA BARAT		274 797 916	2 035 693 874	104 166 207	609 168 583
IDTBY	PADANG/TL.BAYUR	274 792 244	2 035 622 431	104 137 770	608 903 994
IDPDG	PADANG / TABING (U)	5 672	71 443	28 437	264 589
RIAU		1 637 062 517	11 309 364 120	806 680 268	5 693 008 803
IDBAG	BAGAN SIAPI-API	-	4 000	-	569
IDPAI	PANIPAHAN	262 890	2 115 070	247 274	1 935 239
IDDUM	DUMAI	1 209 224 887	8 552 568 893	550 815 064	4 068 709 478
IDTMD	TANJUNG MEDANG	549 320	3 606 640	67 617	475 307
IDSEQ	SUNGAI PAKNING	7 100 000	85 952 000	3 954 700	52 130 596
IDBLS	BENGKALIS	135 000	1 539 350	10 377	375 594
IDSPA	SELAT PANJANG	4 233 500	27 463 079	720 864	4 494 008
IDSSI	SIAK SRI INDRAPURA	33 088 596	156 584 735	2 189 903	12 524 480
IDPEK	PEKANBARU (RUMBAI)	220 000	54 523 098	90 200	3 206 122
IDSUQ	SUNGAI GUNTING	15 424 941	193 129 607	10 018 962	107 033 572
IDKGD	KUALA GAUNG	2 388 000	20 928 750	411 113	3 448 579
IDTEM	TEMBILAHAN	712 875	17 748 819	718 643	16 110 166
IDKEN	KUALA ENOK	6 623 290	53 423 241	1 086 271	22 713 221
IDRGA	RENGAT	-	3 000 058	-	1 261 585
IDPKU	SIMPANG TIGA (U)	33 990	251 506	12 087	91 696
IDPAK	PEKAN BARU	77 887	4 698 499	62 103	2 958 304
IDBUN	BUATAN	211 606 446	1 269 533 056	116 465 324	679 286 759
IDPWG	PERAWANG, SUMATRA	145 380 894	862 293 720	119 809 765	716 253 529
JAMBI		215 487 085	2 111 921 604	78 125 188	498 029 153
IDKTK	KUALA TUNGKAL	50 068 716	397 916 843	23 760 584	150 060 808
IDMSA	MUARA SABAK	94 999 324	1 111 669 507	5 596 538	41 053 531
IDDJM	JAMBI	70 419 045	602 335 254	48 768 065	306 914 814
SUMATERA SELATAN		1 531 388 183	10 306 834 824	257 003 027	1 778 694 514
IDPLS	PALEMBANG-KERTAPATI	83 852 000	385 475 602	4 995 077	20 610 330
IDPLA	PALEMBANG - PLAJU	49 282 229	260 292 786	20 504 468	109 031 460
IDPLM	SM. BADARUDDIN (U)	2 972	15 276	28 216	144 092
IDMRI	MUSI RIVER/BOOM BARU	1 398 250 982	9 661 051 160	231 475 266	1 648 908 632

Tabel 5 : Ekspor Indonesia menurut Provinsi dan Pelabuhan muat

Juni 2019

Pelabuhan	Pelabuhan Muat	Berat bersih / Net weight (Kg)		Nilai / Value F.O.B. (U S \$)	
		Bulan ini	Kumulatif	Bulan ini	Kumulatif
(1)	(2)	(3)	(4)	(5)	(6)
BENGKULU		115 295 880	1 231 364 623	6 374 381	61 185 192
IDBKU	BENGKULU	-	5 300 000	-	280 900
IDPBA	PULAU BAAI	115 295 880	1 226 064 623	6 374 381	60 904 292
LAMPUNG		861 683 353	6 427 991 015	192 705 848	1 282 998 904
IDTRH	TARAHAN	647 086 623	4 929 907 936	99 564 602	603 348 160
IDPJG	PANJANG	214 596 730	1 498 083 079	93 141 246	679 650 744
KEPULAUAN BANGKA BELITUNG		79 825 047	358 342 833	166 400 680	783 446 257
IDBLT	BELITUNG	-	500 000	-	90 000
IDMUO	MUNTOK	50 826 127	175 748 370	152 670 718	676 217 470
IDPGX	PANGKAL BALAM	785 360	12 077 420	1 625 279	39 334 414
IDTPD	TANJUNG PANDAN	715 000	25 080 774	170 500	1 853 468
IDMAN	MANGGAR-BELITUNG	27 498 560	144 936 269	11 934 183	65 950 905
KEPULAUAN RIAU		1 307 029 839	12 593 082 338	801 862 346	5 623 793 252
IDLBM	LOBAM	1 733 523	15 154 256	16 650 746	96 115 268
IDTBK	TANJUNG BALAI KARIMUN	964 979 167	4 858 791 999	162 067 235	578 571 256
IDPSS	PULAU SAMBU	272 759	4 496 971	553 140	5 464 170
IDTAN	TANJUNG UBAN	2 251	2 730	162 314	668 921
IDTPN	TANJUNG PINANG	29 615	563 209 063	308 169	14 851 551
IDTER	TEREMPA	47 029 779	2 239 536 632	25 420 573	1 167 643 235
IDTBT	TANJUNG BATU, RIAU	378 000	2 606 700	188 454	1 248 927
IDSRN	SERASAN	13 180	70 137	25 352	208 705
IDMOR	MORO SULIT	-	277 580 000	-	9 344 467
IDBPD	BELAKANG PADANG	-	1 584 857 661	-	767 229 320
IDBTU	BATU AMPAR	73 354 046	394 217 544	301 106 912	1 513 589 920
IDTNJ	KIJANG	1 598 685	286 827 692	2 901 171	30 543 700
IDPAS	PASIR PANJANG	28 063 000	274 235 000	152 656	1 509 580
IDSKP	SEKUPANG	26 725 352	234 951 023	199 877 703	843 829 914
IDKAB	KABIL/PANAU	162 850 322	1 725 238 181	92 394 804	522 773 015
IDUNA	UDANG NATUNA	-	131 202 774	-	68 490 284
IDBTH	HANG NADIM (U)	161	103 976	53 118	1 711 019
DKI JAKARTA		1 016 435 059	7 382 289 694	3 664 510 979	26 000 245 689
IDTPP	TANJUNG PRIOK	1 009 561 112	7 321 077 905	2 990 918 302	22 641 931 641
IDJKT	JAKARTA / PASAR IKAN	-	54 520	-	531 797
IDCGK	SOEKARNO-HATTA (U)	6 873 946	61 157 092	673 592 677	3 357 723 268
IDHLP	HALIM PERDANA KUSUMA (U)	-	176	-	58 983
JAWA BARAT		34 021 804	235 211 891	14 580 128	104 908 245
IDBDO	HUSEIN SASTRANEGARA (U)	4 876	99 474	43 013	907 147
IDBLG	BALONGAN	34 005 317	235 011 708	13 887 771	98 654 929
IDBND	GEDE BAGE-BANDUNG (PTT)	11 611	100 709	649 343	5 346 169
JAWA TENGAH		172 734 251	1 513 185 826	392 490 734	3 213 722 806
IDTES	TANJUNG EMAS	128 728 517	1 144 275 612	381 920 714	3 117 572 453
IDCXP	CILACAP	43 912 156	367 745 283	10 121 906	90 341 711
IDSRG	ACHMAD YANI (U)	78 397	643 729	395 073	4 399 205
IDSMR	SEMARANG (PTT)	15 181	519 992	53 041	1 335 822
IDSOC	SOLO/JEBRES/ADI SUMARMO (U)	-	1 211	-	73 614

Tabel 5 : Ekspor Indonesia menurut Provinsi dan Pelabuhan muat

Juni 2019

Pelabuhan	Pelabuhan Muat	Berat bersih / Net weight (Kg)		Nilai / Value F.O.B. (U S \$)	
		Bulan ini	Kumulatif	Bulan ini	Kumulatif
(1)	(2)	(3)	(4)	(5)	(6)
DI YOGYAKARTA		88 898	805 299	705 658	6 391 529
IDJOG	ADI SUCIPTO (U)	88 898	805 299	705 658	6 391 529
JAWA TIMUR		1 022 461 108	6 590 172 102	1 512 857 255	9 917 074 073
IDTUB	TUBAN	201 863 630	1 325 072 919	103 989 681	667 255 859
IDGRE	GRESIK	252 180 935	1 092 825 063	107 213 653	512 683 700
IDTPE	TANJUNG PERAK	566 888 971	4 158 479 369	1 004 000 790	7 372 925 013
IDKLG	KALIANGET	-	1 007 740	-	13 491 860
IDSUB	JUANDA (U)-SURABAYA	927 269	6 678 736	297 055 090	1 344 508 485
IDSUR	SURABAYA (PTT)	600 303	6 107 711	598 040	6 205 136
IDMLG	ABDULRACHMAN SALEH (U)	-	235	-	2 485
IDMAD	MADIUN /ISWAHYUDI (U)	-	328	-	1 535
BANTEN		362 204 433	2 881 641 194	147 118 112	1 030 244 789
IDCIW	CIWANDAN	39 024 688	187 754 196	13 935 506	126 656 055
IDMRK	MERAK	115 535 458	1 270 374 212	22 187 627	216 979 254
IDTLN	TANJUNG LENENG	44 549 001	448 798 632	24 842 519	250 949 481
IDCGD	CIGADING	163 095 286	974 714 154	86 152 460	435 659 999
BALI		736 617	7 691 114	19 456 593	155 052 657
IDGIL	GILIMANUK	783	783	23 141	23 141
IDBOA	BENOA/LOLOAN	23 580	48 220	51 716	128 298
IDCBW	CELUKAN BAWANG	-	26 000	-	260 000
IDDPS	NGURAH RAI (U)	712 254	7 616 111	19 381 736	154 641 218
NUSA TENGGARA BARAT		113	49 293 036	1 796	64 503 619
IDBEN	BENETE	-	49 291 808	-	64 276 988
IDLOP	BANDARA UDARA INTERNASIONAL (LOMBOK)	113	1 228	1 796	226 631
NUSA TENGGARA TIMUR		5 231 303	28 755 793	1 109 999	6 802 285
IDABU	ATAMBUA (U)	96 040	96 040	67 914	67 914
IDATA	ATAPUPU	5 135 263	28 167 881	1 042 085	6 396 161
IDTEN	TENAU	-	491 872	-	338 211
KALIMANTAN BARAT		986 589 284	6 812 428 715	88 628 090	548 061 903
IDNBF	NANGA BADAU	12 091 000	88 817 000	5 333 581	40 375 832
IDPON	PONTIANAK	275 643 499	3 184 161 616	22 487 542	182 740 148
IDKTG	KETAPANG K. BARAT	112 755 095	277 855 217	2 891 378	7 158 624
IDTMO	TELOK MELANO	237 540 110	1 143 551 614	8 135 662	40 639 211
IDKDW	KENDAWANGAN	347 865 078	2 113 399 889	47 911 029	260 355 853
IDPNK	SUPADIO (U)	43	890	9 533	316 652
IDSTT	SINTETE	-	1 301	-	351 338
IDENT	ENTIKONG	469 241	2 983 864	738 905	4 191 838
IDJBB	JAGOIBABANG	225 218	1 657 324	1 120 461	11 932 407
KALIMANTAN TENGAH		118 197 698	880 275 288	28 206 582	219 471 961
IDPKN	PANGKALAN BUN	-	10 733 939	-	4 795 454
IDKUM	KUMAI	93 943 560	574 736 950	25 609 564	161 234 953
IDSMQ	SAMPIT	11 149 724	125 028 109	881 778	39 729 056
IDKKP	KUALA KAPUAS	2 698 180	11 602 560	1 178 469	4 930 489
IDPPS	PULANG PISAU	10 403 436	158 169 420	535 777	8 773 482
IDPKY	PANARU-PALANGKARAYA (U)	-	1 512	-	7 532
IDPAR	PANGKALAN AIR (U)	2 798	2 798	995	995

Tabel 5 : Ekspor Indonesia menurut Provinsi dan Pelabuhan muat

Juni 2019

Pelabuhan	Pelabuhan Muat	Berat bersih / Net weight (Kg)		Nilai / Value F.O.B. (U S \$)	
		Bulan ini	Kumulatif	Bulan ini	Kumulatif
(1)	(2)	(3)	(4)	(5)	(6)
KALIMANTAN SELATAN		10 572 796 113	75 251 531 276	613 448 963	3 997 201 201
IDNPL	NORTH PULAU LAUT	355 205 000	2 272 329 000	27 130 372	158 473 629
IDSTU	SATUI	1 767 864 000	21 164 225 560	71 340 388	769 296 966
IDTAR	TARJUN	88 264 348	617 167 727	41 996 492	281 751 449
IDPUT	PULAU LAUT	321 148 262	1 048 493 606	41 519 661	176 124 700
IDBAN	BANJARMASIN	6 660 107 303	42 551 359 713	377 284 606	2 359 879 700
IDKTB	KOTABARU	1 120 359 200	5 454 813 970	43 244 287	158 528 120
IDBLC	BATU LICIN	-	360 230	-	107 949
IDASA	ASAM ASAM	259 848 000	2 142 781 470	10 933 157	93 038 689
KALIMANTAN TIMUR		20 894 512 365	131 670 989 773	1 348 697 093	8 231 379 230
IDKRG	KARIANGAU	-	162 460	-	167 131
IDSAT	SANTAN TERMINAL, KL	-	19 477 503	-	12 626 820
IDTBA	TANJUNG BARA, KL	3 996 405 000	23 952 699 000	242 801 785	1 385 308 070
IDBPP	BALIKPAPAN	2 755 302 168	13 558 400 359	218 801 041	1 075 016 022
IDSRD	SAMARINDA	6 608 632 324	45 781 921 866	330 490 466	2 312 369 644
IDTRD	TANJUNG REDEP	3 010 182 714	19 696 067 891	165 580 266	1 040 308 981
IDTGR	PASIR/TANAH GROGOT	-	1 817 060	-	724 664
IDBPN	SEPINGGAN (U)	22 889	157 475	165 718	940 481
IDBTG	BONTANG	1 729 228 718	10 029 295 607	271 525 525	1 652 546 551
IDADB	ADANG BAY	2 038 945 012	12 305 988 012	93 938 460	554 828 177
IDSKI	SANGKULIRANG	755 793 540	6 325 002 540	25 393 833	196 542 690
KALIMANTAN UTARA		1 076 422 892	9 320 630 974	57 654 691	485 962 097
IDTJS	TANJUNG SELOR	105 750 000	793 625 010	3 940 860	19 833 040
IDLIN	LINGKAS TARAKAN	669 117 063	6 386 091 903	40 389 119	380 932 974
IDNNX	NUNUKAN	101 663 829	417 931 634	10 372 225	60 453 177
IDBYQ	BUNYU	199 892 000	1 722 831 000	2 952 487	24 558 132
IDTRK	TARAKAN (U)	-	138 750	-	172 626
IDJUA	JUATA TARAKAN	-	12 677	-	12 149
SULAWESI UTARA		157 496 322	725 624 871	27 333 267	213 716 515
IDLIR	LIRUNG	145	560	8 794	82 254
IDAMU	AMURANG	18 550 549	107 005 785	8 649 414	53 294 396
IDMND	MANADO	302	302	2 397	2 397
IDBIT	BITUNG	51 499 430	332 493 360	15 339 175	146 654 954
IDPET	PETTA	1 986	1 730 560	23 200	2 210 356
IDMDC	SAM RATULANGI (U)	17 303	117 392	162 328	1 168 997
IDLUK	LABUHAN UKI	87 426 607	284 276 912	3 147 959	10 303 161
SULAWESI TENGAH		643 069 197	4 832 838 756	466 526 637	2 850 050 391
IDLWU	LUWUK	263 539 719	1 597 084 841	112 348 271	706 145 348
IDKLD	KOLONEDALE	296 650 802	2 751 270 411	315 834 391	1 904 718 911
IDPAT	PANTOLOAN	82 878 676	484 483 504	38 343 975	239 186 132
SULAWESI SELATAN		99 140 486	958 985 965	95 734 200	490 469 086
IDMAK	MAKASSAR	19 404 982	155 477 755	20 360 809	138 473 410
IDPAP	PARE-PARE	-	134 500 738	-	4 808 346
IDUJU	UJUNG Pandang	4 636 139	27 524 927	6 979 403	29 658 164
IDMLI	MALILI, SULAWESI	8 766 952	38 482 480	65 513 033	292 249 939
IDBKI	BIRING KASSI	66 265 128	602 392 211	2 524 626	22 267 806
IDUPG	HASANUDDIN (U)	67 284	607 854	356 329	3 011 422

Tabel 5 : Ekspor Indonesia menurut Provinsi dan Pelabuhan muat

Juni 2019

Pelabuhan	Pelabuhan Muat	Berat bersih / Net weight (Kg)		Nilai / Value F.O.B. (U S \$)	
		Bulan ini	Kumulatif	Bulan ini	Kumulatif
(1)	(2)	(3)	(4)	(5)	(6)
SULAWESI TENGGARA		617 209 821	5 288 529 768	108 513 703	620 114 646
IDBUW	BAU-BAU	-	2 734 498	-	328 140
IDKDR	KENDARI	221 383 544	2 468 737 052	87 149 559	501 192 167
IDPUM	POMALAA	395 826 277	2 817 058 218	21 364 144	118 594 339
GORONTALO		17 030 150	28 430 902	1 995 082	3 214 963
IDGOR	GORONTALO	17 030 150	28 430 902	1 995 082	3 214 963
SULAWESI BARAT		-	11 100 685	-	1 365 329
IDMJU	MAMUJU	-	11 100 685	-	1 365 329
MALUKU		17 522	88 822	162 079	821 604
IDLUV	TUAL	-	25 100	-	232 175
IDDBO	DOBO	17 522	63 722	162 079	589 429
MALUKU UTARA		991 523 020	5 941 536 897	55 681 496	363 599 216
IDGEB	GEBE	110 492 000	786 088 610	2 867 267	32 719 733
IDOZI	MOROTAI I	170 550 000	224 200 000	5 580 841	7 434 985
IDOBI	OBISLAND	655 951 020	4 649 571 287	44 234 237	309 087 998
IDTAX	TALIABU	54 530 000	281 677 000	2 999 150	14 356 500
PAPUA BARAT		552 720 894	3 055 630 498	186 925 681	1 123 839 727
IDMKW	MANOKWARI	55 000 016	300 443 023	1 925 001	11 156 478
IDNTI	BINTUNI, IRIAN JAYA	497 720 878	2 755 187 475	185 000 680	1 112 683 249
PAPUA		17 102 929	378 072 074	9 676 823	548 983 868
IDJYP	JAYAPURA	170 157	1 006 945	157 437	1 095 106
IDZRI	SERUI	5 008 630	46 064 843	2 869 564	31 399 817
IDMKQ	MERAUKE	2 440	8 343 252	62 620	3 470 022
IDTIM	AMAMAPARE	30	260 010 710	56 815	479 925 236
IDDJJ	JAYAPURA / SENTANI (U)	-	4 284	-	46 081
IDBXD	BADE, IRIAN JAYA	11 174 672	59 583 040	6 155 387	31 542 607
IDKMM	KIMAM, IRIAN JAYA	747 000	3 059 000	375 000	1 505 000
TOTAL EKSPOR		46 573 047 124	318 452 971 682	11 792 729 749	80 337 221 046

Sumber : dokumen PEB dan non PEB, diolah

DATA

MENCERDASKAN BANGSA

<https://www.bps.go.id>



BADAN PUSAT STATISTIK

Jl. dr. Sutomo No. 6-8 Jakarta 10710
Telp : (021) 3841195, 3842508, 3810291-4, Fax : (021) 3857046
Homepage : <http://www.bps.go.id> E-mail : bpsHQ@bps.go.id

