Katalog/*Catalog* : 8202006

BULETIN
STATISTIK PERDAGANGAN LUAR NEGERI
FOREIGN TRADE STATISTICAL BULLETIN

IMPOR / *IMPORTS*

https://www.bps.go.id

April
April **2022**

BADAN PUSAT STATISTIK
BPS-Statistics Indonesia

BULETIN

STATISTIK PERDAGANGAN LUAR NEGERI

FOREIGN TRADE STATISTICAL BULLETIN

IMPOR / *IMPORTS*

https://www.bps.go.id

April

April 2022

Buletin Statistik Perdagangan Luar Negeri Impor ALJNƛf 2022

Foreign Trade Statistical Bulletin Imports April, 2022

ISSN: 2745-6765
No. Publikasi/*Publication Number*: 06100.2227
Katalog/*Catalog*: 8202006

Ukuran Buku/*Book Size*: 21 x 29,7 cm
Jumlah Halaman/*Number of Pages*: xx + 347 halaman/*pages*

Naskah/*Manuscript*:
5irektorat Statistik 5ƛăŭńƛōdzăƛ
5irectorate of 5ƛăŭńƛōdzŭƛ2y Statistics

Penyunting/*Editor*:
5irektorat Statistik 5ƛăŭńƛōdzăƛ
5irectorate of 5ƛăŭńƛōdzŭƛ2y Statistics

Desain Kover oleh/*Cover Designed by*:
5irektorat 5ƛăŜYƛyI·ăƛ Statistik
5irectorate of {ŭI·ŭƛăŭƛŎI·t 5ƛăăŜYƛyI·ŭƛ2y

Penerbit/*Published by*:
BPS RI/*BPS-Statistics Indonesia*

Pencetak/*Printed by*:
Tidak dicetak

Dilarang mengumumkan, mendistribusikan, mengkomunikasikan, dan/atau menggandakan sebagian atau seluruh isi buku ini untuk tujuan komersial tanpa izin tertulis dari Badan Pusat Statistik
Prohibited to announce, distribute, communicate, and/or copy part of all this book for commercial purpose without permission from BPS-Statistics Indonesia

https://www.bps.go.id

KATA PENGANTAR

Buletin Statistik Perdagangan Luar Negeri Indonesia Impor April 2022, merupakan edisi lanjutan dari buletin sebelumnya, yang diterbitkan secara berkala setiap bulan oleh Badan Pusat Statistik (BPS). Publikasi ini berisi data dan informasi sebagai berikut :

a. Impor menurut golongan barang HS 2 digit, golongan barang SITC, negara asal, provinsi dan pelabuhan impor (bongkar), negara asal dan lima golongan barang utama SITC, komoditi tertentu menurut negara asal utama, dan komoditi re-impor.
b. Impor Kawasan Berikat menurut golongan barang HS 2 digit, golongan barang SITC, negara asal, serta provinsi dan pelabuhan impor (bongkar).

Ucapan terima kasih dan penghargaan yang setinggi-tingginya disampaikan kepada Direktorat Jenderal Bea dan Cukai–Kementerian Keuangan, Bank Indonesia, dan semua pihak yang telah berkontribusi sehingga publikasi ini dapat diterbitkan tepat waktu.

https://www.bps.go.id

Jakarta, Juni 2022
Badan Pusat Statistik
Kepala

Margo Yuwono

FOREWORD

Indonesian Foreign Trade Statistics Bulletin Imports April 2022, is an advanced edition of previous bulletin which is published regularly every month by BPS-Statistics Indonesia. This publication contains the following data and information as follows:

a. *Import by Commodity 2 Digits HS, SITC Commodity Group, Country of Origin, Province and Port of Importation (Unloading), Country of Origin and Five Major SITC Commodity Group, Selected Commodity by Main Country of Origin, and Re-import Commodity.*
b. *Import by Bonded Zone and Commodity 2 Digits HS, SITC Commodity Group, Country of Origin, as well as Province and Port of Importation (Unloading).*

Deeply gratitude and the highest appreciation are due to the Directorate General of Customs–Ministry of Finance, Bank of Indonesia, and all those who have contributed so that this publication can be published on time.

https://www.bps.go.id

Jakarta, June 2022
BPS-Statistics Indonesia
Director General

Margo Yuwono

PENJELASAN

1. DAERAH PENCATATAN

Daerah pencatatan statistik dalam publikasi ini meliputi seluruh wilayah Republik Indonesia.

2. SUMBER DOKUMEN

Statistik dikumpulkan berdasarkan dokumen impor (Pemberitahuan Impor Barang (PIB-BC 2.0), Pemberitahuan Pengangkutan Barang Impor (PPBI–BC 2.3), Pemberitahuan Impor Barang Khusus (PIBK-BC 2.1), dan Pemberitahuan Pabean *Free Trade Zone* (PPFTZ) yang diisi oleh importir. Dokumen PIB-BC 2.0 dan PPBI-BC 2.3 diterima dari Bea dan Cukai dan dan berlaku sejak April 1997 berdasarkan Surat Keputusan Menteri Keuangan nomor 101/KMK.05/1997 tanggal 10 Maret 1997.

3. SISTEM (PENCATATAN) PERDAGANGAN

Sistem pencatatan Statistik Perdagangan Luar Negeri mempergunakan Sistem Perdagangan Umum (*The General Trade System*) dimana Kawasan Berikat dianggap sebagai ”dalam negeri”. Dalam pencatatan statistik impor sudah termasuk didalamnya barang re-impor yang pencatatannya diberi kode tersendiri sehingga dapat dipisahkan untuk tujuan analisis.

4. RUANG LINGKUP

Pencatatan Statistik Impor meliputi seluruh barang-barang yang masuk ke wilayah Indonesia.

5. KASUS KHUSUS

5.1. Sebagian impor kapal laut dan pesawat beserta suku cadangnya termasuk dalam Statistik Impor.

5.2. Barang-barang luar negeri yang diolah atau diperbaiki di dalam negeri tetap dicatat sebagai barang impor, meskipun setelah barang tersebut selesai diproses akan kembali ke luar negeri (*re-ekspor*).

5.3. Barang-barang di bawah ini tidak termasuk di dalam Statistik Impor:

a. Pakaian dan barang-barang perhiasan penumpang.
b. Barang-barang penumpang untuk dipakai sendiri, kecuali lemari es, pesawat TV dan sebagainya.
c. Barang-barang yang diimpor untuk keperluan perwakilan (kedutaan) suatu negara.
d. Barang-barang untuk ekspedisi dan ekshibisi/pameran.
e. Pembungkus/peti kemas.
f. Uang dan surat-surat berharga.
g. Barang-barang sebagai contoh.
h. Impor sementara

https://www.bps.go.id

6. SISTEM PENGOLAHAN

Data dalam publikasi ini mencakup dokumen PIB selama April 2022 yang diterima oleh Badan Pusat Statistik sampai akhir Mei 2022. Sistem pengolahan menggunakan *Carry Over*. Dengan metode ini dokumen-dokumen dari Bea dan Cukai ditunggu selama satu bulan setelah bulan berjalan. Dokumen-dokumen yang datang terlambat akan dimasukkan dalam bulan pengolahan berikutnya.

7. KLASIFIKASI JENIS BARANG

Penggolongan barang yang digunakan di dalam statistik impor adalah klasifikasi Barang Impor yang berdasarkan pada Buku Tarif Kepabeanan Indonesia 2022 (BTKI 2022) yang mengacu pada amandemen *World Customs Organization* (WCO) atas *Harmonized Commodity Description and Coding System/Harmonized System* (HS) 2017 dan *ASEAN Harmonized Tariff Nomenclature* (AHTN) 2017. Disamping menggunakan HS sebagai klasifikasi jenis barang, juga digunakan *Standard International Trade Classification* (SITC) Revisi 4.

8. PERIODE REFERENSI

Periode penentuan impor adalah tanggal penyelesaian dokumen oleh pejabat-pejabat Bea dan Cukai yang terdapat dalam dokumen impor.

https://www.bps.go.id

9. NILAI BARANG

Nilai barang dinyatakan dalam nilai CIF (US$) dan nilai kurs Maret 2022 yang digunakan adalah US$1 = Rp.14.286,-

10. SATUAN BARANG

Berat barang impor adalah berat bersih dan dinyatakan dalam Kg.

11. NEGARA ASAL

Negara asal adalah negara dimana barang-barang tersebut dihasilkan dan dokumennya telah diperiksa serta dinyatakan sesuai dengan peraturan yang berlaku oleh pejabat Bea dan Cukai.

12. RE-IMPOR

Re-impor adalah impor kembali barang dalam negeri yang sebelumnya dicatat sebagai ekspor.

EXPLANATORY NOTES

1. AREA RECORDINGS

The statistical recording area in this publication covers the entire territory of the Republic of Indonesia.

2. SOURCE OF DOCUMENTS

Statistics are compiled based on Import Declaration Form (Pemberitahuan Impor Barang (PIB-BC 2.0), Pemberitahuan Pengangkutan Barang Impor (PPBI-BC 2.3), Pemberitahuan Impor Barang Khusus (PIBK-BC 2.1), and Pemberitahuan Pabean Free Trade Zone (PPFTZ) of Import documents that are filled by importers. The PIB documents received from Customs and Excise, prevailing on April 1, 1997, based on Minister of Finance Decree No. 101/KMK.05/1997, March 10, 1997.

3. TRADE SYSTEM

The systems of recording Foreign Trade Statistics apply the General Trade System or the Special Trade System. In the General Trade System, the Bonded Zone is regarded as "Domestic". In the statistical recording of imports already includes re-imported goods which accounted for separately coded so that it can be separated for purposes of analysis.

https://www.bps.go.id

4. COVERAGE

The recording Import Statistics covers all goods entering the Indonesian territory.

5. PARTICULAR CASES

5.1 Part of importation of sea vessels and airplanes and their spare parts are included in the Import Statistics.

5.2 Overseas goods which are processed or modified in Indonesian Country are recorded as importation, although after the goods finish process will return to abroad (re-exports).

5.3 The goods here under are not included in the Import Statistics:

- *a. Clothes and jewelry of passengers.*
- *b. Luggage of passengers of own use, except refrigerators, television sets, etc.*
- *c. Goods imported for the use of foreign countries representations (embassies).*
- *d. Goods for expeditions and exhibition shows.*
- *e. Packing's containers to be refilled.*
- *f. Bank notes and securities.*
- *g. Sample goods.*
- *h. temporary import*

6. PROCESSING SYSTEM

The data in this publication covers documents of April, 2022 were received by the BPS to the end of Mei, 2022. The documents are processed using a carryover system. The deadline for the acceptance of documents of a certain month is one month after the reference period, which means the end of the following month. The documents accepted after the deadline is considered as the document of the following month.

7. COMMODITY CLASSIFICATION

The classification of goods in this publication based on the 2022 Indonesia's Custom Tariff Classification, which refers to the amendment from World Customs Organization (WCO) on Harmonized Commodity Description and Coding System/Harmonized System (HS) 2017 and *ASEAN Harmonized Tariff Nomenclature* (AHTN) 2017. *Besides applying the HS, the Standard International Trade Classification (SITC) Revised 4 is also applied in the classification of goods.*

8. REFERENCE PERIOD

The period of import determination is the date of settlement/completion by the Customs and Excise Officials as stated in the Import documents.

9. COMMODITY VALUATION

The values recorded, are the CIF value (US$). The exchange rate use for April, 2022, US$1 = Rp.14.286,-

10. UNIT OF COMMODITY

The net weight imported of goods are present to Kg.

11. COUNTRY OF ORIGIN

Country of origin is the country in which the goods have been produced, after being verified by Customs and Excise Officials, pursuant to the prevailing regulations

12. RE-IMPORT

Re-import are imports of domestic goods which were previously recorded as exports

https://www.bps.go.id

DAFTAR ISI/*CONTENTS*

Halaman/*Page*

KATA PENGANTAR/*FOREWORD* ..... iii-iv

PENJELASAN/*EXPLANATORY NOTES* ..... v-viii

DAFTAR ISI/*CONTENTS*..... ix

RINGKASAN/*SUMMARY*..... xi-xix

Tabel/*Table* I-1. Import Menurut Golongan Barang HS/*Import by HS Commodity Groups*

Menurut 21 Golongan Barang HS/*By 21 HS Commodity Groups* 1

Menurut Golongan Barang 2 Dijit HS/*By Commodity Groups 2 Digit Code HS*..... 2

Menurut 40 Golongan Barang HS Terbesar/*By 40 Biggest Commodities 10 Digit HS Code* 3-4

Tabel/*Table* I-2. Impor Menurut Golongan Barang SITC/*Import by SITC Commodity Groups* 5-10

Tabel/*Table* I-3. Impor Menurut Komoditi (HS)/*Import by Commodity (HS)* 11-293

Tabel/*Table* I-4. Impor Menurut Negara Asal/*Import by Country of Origin* 294-297

Tabel/*Table* I-5. Impor Menurut Pelabuhan Impor/*Import by Port of Importation* 298-301

Tabel/*Table* I-6 Impor Menurut Negara Asal dan Lima Golongan Barang (SITC) Utama/ *Import by Country of Origin and Five Major SITC Commodity Group*..... 302-325

Tabel/*Table* I-7 Impor Komoditi Tertentu Menurut Negara Asal Utama/*Certain Commodities Import by Main Country of Origin*..... 326-329

Tabel/*Table* I-8. Re-impor Menurut Komoditi (HS)/*Re-Import by Commodity (HS)*..... 330-333

Tabel/*Table* K1 Import Kawasan Berikat Menurut Golongan Barang 2 Dijit HS/*Bonded Zone Import by Commodity 2 Digits HS*..... 334-335

Tabel/*Table* K2 Impor Kawasan Berikat Menurut Golongan Barang SITC/ *Bonded Zone Import by SITC Commodity Group* 336-341

Tabel/*Table* K3 Impor Kawasan Berikat Menurut Negara Asal/*Bonded Zone Import by Country of Origin* 342-344

Tabel/*Table* K4 Impor Kawasan Berikat Menurut Provinsi dan Pelabuhan Impor/*Bonded Zone Import by Province and Port of Importation.*..... 345-347

https://www.bps.go.id

https://www.bps.go.id

RINGKASAN

Total nilai impor Indonesia selama April 2022 mencapai US$19.757,4 juta, turun US$2.205,0 juta (10,04 persen) dibandingkan bulan sebelumnya. Impor berasal dari minyak dan gas (migas) US$3.813,9 juta dan non-minyak dan gas (nonmigas) US$15.943,5 juta atau masing-masing memberikan peranan 19,30 persen dan 80,70 persen. Dari sisi volume, secara agregat juga mengalami penurunan 14,41 persen menjadi 15.312,0 ribu ton. Secara keseluruhan, volume impor migas mencapai 4.144,6 ribu ton (27,07 persen) dan nonmigas 11.167,4 ribu ton (72,93 persen).

Tabel 1. Impor Migas dan Nonmigas
April 2021–April 2022

Tahun/Bulan		Migas				Nonmigas	Total
		Minyak Mentah	Hasil Minyak	Gas	Total		
				Berat Bersih (000 Ton)			
2021	April	1 513,8	1 727,6	511,6	3 753,0	11 606,3	15 359,3
	Mei	973,6	2 053,1	600,7	3 627,4	10 963,1	14 590,5
	Juni	1 890,5	1 693,8	424,6	4 008,9	11 682,1	15 691,0
	Juli[r]	508,6	1 576,1	693,0	2 777,7	11 106,1	13 883,8
	Agustus	1 110,8	1 641,2	516,1	3 268,1	10 852,3	14 120,4
	September	894,5	1 493,3	557,4	2 945,2	11 473,6	14 418,8
	Oktober	440,8	1 631,4	505,6	2 577,8	12 331,5	14 909,3
	November	827,8	2 577,6	562,9	3 968,3	11 240,6	15 208,9
	Desember	2 085,1	2 420,1	558,6	5 063,8	12 303,4	17 367,2
2022	Januari	707,7	1 833,2	648,6	3 189,5	9 335,9	12 525,4
	Februari	1 177,8	2 121,7	469,9	3 769,4	9 874,4	13 643,8
	Maret	959,6	2 337,4	555,0	3 852,0	14 038,9	17 890,9
	April	1 534,5	2 061,6	548,5	4 144,6	11 167,4	15 312,0
				Nilai CIF (Juta US$)			
2021	April	735,9	1 009,3	278,2	2 023,4	14 180,9	16 204,3
	Mei	482,4	1 282,3	297,2	2 061,9	12 172,9	14 234,8
	Juni	971,9	1 098,7	227,2	2 297,8	14 920,7	17 218,5
	Juli	274,5	1 089,0	430,3	1 793,8	13 469,3	15 263,1
	Agustus	610,8	1 101,5	336,9	2 049,2	14 629,7	16 678,9
	September	485,4	1 013,8	367,6	1 866,8	14 367,3	16 234,1
	Oktober	254,7	1 244,7	398,7	1 898,1	14 395,5	16 293,6
	November	530,7	2 014,6	479,7	3 025,0	16 303,2	19 328,2
	Desember	1 210,7	1 744,4	422,7	3 377,8	17 974,2	21 352,0
2022	Januari	401,4	1 355,2	472,6	2 229,2	15 981,9	18 211,1
	Februari	751,3	1 796,1	354,9	2 902,3	13 736,2	16 638,5
	Maret	657,7	2 359,7	474,8	3 492,2	18 470,2	21 962,4
	April	1 222,1	2 079,5	512,3	3 813,9	15 943,5	19 757,4

https://www.bps.go.id

Dibandingkan bulan sebelumnya, impor migas mengalami peningkatan US$321,7 juta (9,21 persen) yang dipicu oleh bertambahnya nilai komponen minyak mentah US$564,4 juta (85,81 persen) dan gas US$37,5 juta (7,90 persen), namun tereduksi oleh penurunan impor hasil minyak US$280,2 juta (11,87 persen). Kontribusi masing-masing komponen terhadap total impor migas, terdiri dari minyak mentah (32,04 persen), hasil minyak (54,52 persen), dan gas (13,43 persen).

Gambar 1. Nilai Impor Migas dan Nonmigas Indonesia April 2021-April 2022

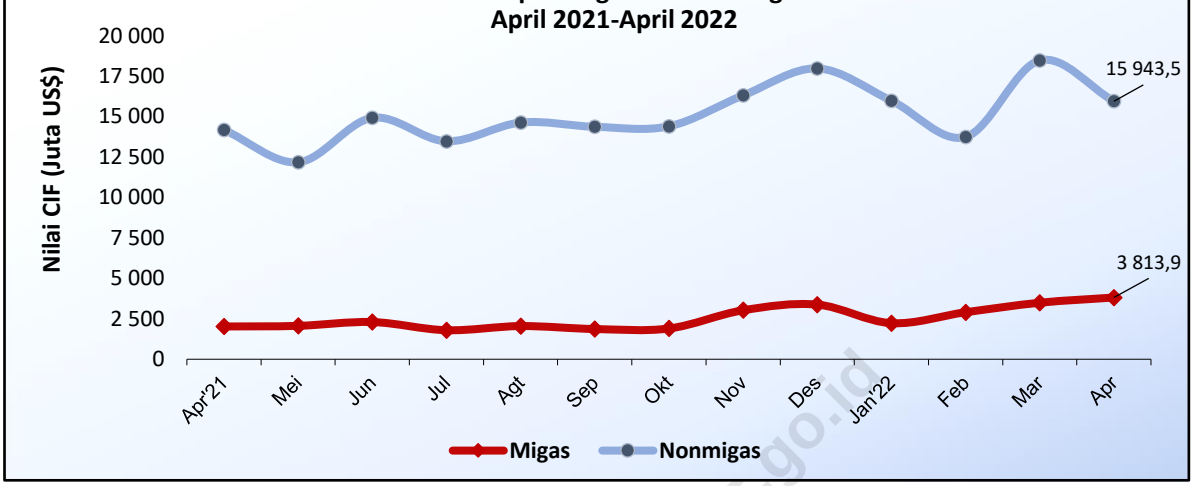

Selama tiga belas bulan terakhir, nilai impor migas tertinggi tercatat pada April 2022 mencapai US$3.813,9 juta dan terendah terjadi pada Juli 2021 senilai US$1.793,8 juta. Sementara itu, nilai impor nonmigas tertinggi juga tercatat pada Maret 2022 mencapai US$18.470,2 juta dan terendah pada Mei 2021 senilai US$12.172,9 juta.

https://www.bps.go.id

Tabel 2. Peranan Nilai Impor Migas dan Nonmigas April 2021–April 2022

Tahun/Bulan		Migas				Nonmigas	Total
		Minyak Mentah	Hasil Minyak	Gas	Total		
2021	April	4,54	6,23	1,72	12,49	87,51	100,00
	Mei	3,39	9,01	2,09	14,48	85,52	100,00
	Juni	5,64	6,38	1,32	13,34	86,66	100,00
	Juli	1,80	7,13	2,82	11,75	88,25	100,00
	Agustus	3,66	6,60	2,02	12,29	87,71	100,00
	September	2,99	6,24	2,26	11,50	88,50	100,00
	Oktober	1,56	7,64	2,45	11,65	88,35	100,00
	November	2,75	10,42	2,48	15,65	84,35	100,00
	Desember	5,67	8,17	1,98	15,82	84,18	100,00
2022	Januari	2,20	7,44	2,60	12,24	87,76	100,00
	Februari	4,52	10,79	2,13	17,44	82,56	100,00
	Maret	2,99	10,74	2,16	15,90	84,10	100,00
	April	6,19	10,52	2,59	19,30	80,70	100,00

Dilihat dari peranan terhadap total impor selama periode April 2021-April 2022, nilai impor migas dan nonmigas memberikan kontribusi rata-rata 14,14 persen dan 85,86 persen per bulan.

Tabel 3. Perkembangan Impor Migas dan Nonmigas
Januari-April, 2018-2022

Bulan/ Tahun	Nilai (Juta US$)			Peranan (%)		
	Migas	Nonmigas	Total	Migas	Nonmigas	Total
Jan-Apr:						
2018	9 061,3	51 059,5	60 120,8	15,07	84,93	100,00
2019	6 996,8	49 619,2	56 616,1	12,36	87,64	100,00
2020	6 195,6	45 508,6	51 704,2	11,98	88,02	100,00
2021	7 158,6	52 428,1	59 586,7	12,01	87,99	100,00
2022	12 437,6	64 131,9	76 569,5	16,24	83,76	100,00

Nilai impor Indonesia selama Januari-April 2022 meningkat US$16.982,8 juta (28,50 persen) dibandingkan periode yang sama tahun sebelumnya. Peningkatan tersebut dipengaruhi oleh bertambahnya nilai impor migas US$5.279,0 juta (73,74 persen) dan nonmigas US$11.703,8 juta (22,32 persen). Dilihat dari proporsinya, nilai impor nonmigas selama periode Januari-April sejak tahun 2018 hingga 2022, mendominasi impor Indonesia dengan rata-rata 86,47 persen per periode.

https://www.bps.go.id

Tabel 4. Impor Menurut Golongan Penggunaan Barang
Januari-April, 2018-2022

Bulan/ Tahun	Nilai (Juta US$)				Peranan (%)			
	Barang Konsumsi	Bahan Baku/ Penolong	Barang Modal	Total	Barang Konsumsi	Bahan Baku/ Penolong	Barang Modal	Total
Jan-Apr:								
2018	5 446,0	45 066,5	9 608,3	60 120,8	9,06	74,96	15,98	100,00
2019	4 878,4	42 572,5	9 165,2	56 616,1	8,62	75,20	16,19	100,00
2020	4 833,4	39 045,6	7 825,2	39 169,0	12,34	99,68	19,97	100,00
2021	5 745,5	45 112,4	8 728,8	59 586,7	9,64	75,71	14,65	100,00
2022	6 294,3	59 209,0	11 066,2	76 569,5	8,22	77,33	14,45	100,00

Secara umum, kebutuhan komoditas impor di dalam negeri terus meningkat pada tahun ketiga pandemik. Hal ini terlihat dari realisasi impor barang konsumsi yang mencapai US$6.294,3 juta selama Januari-April 2022 atau lebih tinggi dari periode yang sama tahun sebelumnya, yaitu senilai US$5.745,5 juta. Hal yang sama juga terjadi pada impor bahan baku/penolong US$59.209,0 juta dan barang modal US$11.066,2 juta, lebih tinggi dibandingkan Januari-April 2021.

Dilihat dari perkembangannya, nilai impor seluruh golongan penggunaan barang selama Januari-April 2022 terjadi peningkatan. Golongan bahan baku/penolong naik US$14.096,6 juta (31,25 persen), diikuti oleh barang modal US$2.337,4 juta (26,78 persen) dan barang konsumsi US$548,8 juta (9,55 persen). Dari besarnya kontribusi, keseluruhan nilai impor Indonesia selama Januari-April 2022 masih didominasi oleh impor bahan baku/penolong (80,57 persen), disusul oleh barang modal (16,25 persen) dan barang konsumsi (9,58 persen).

Gambar 2. Persentase Nilai Impor Indonesia
Menurut Golongan Penggunaan Barang
Januari-April, 2021 dan 2022

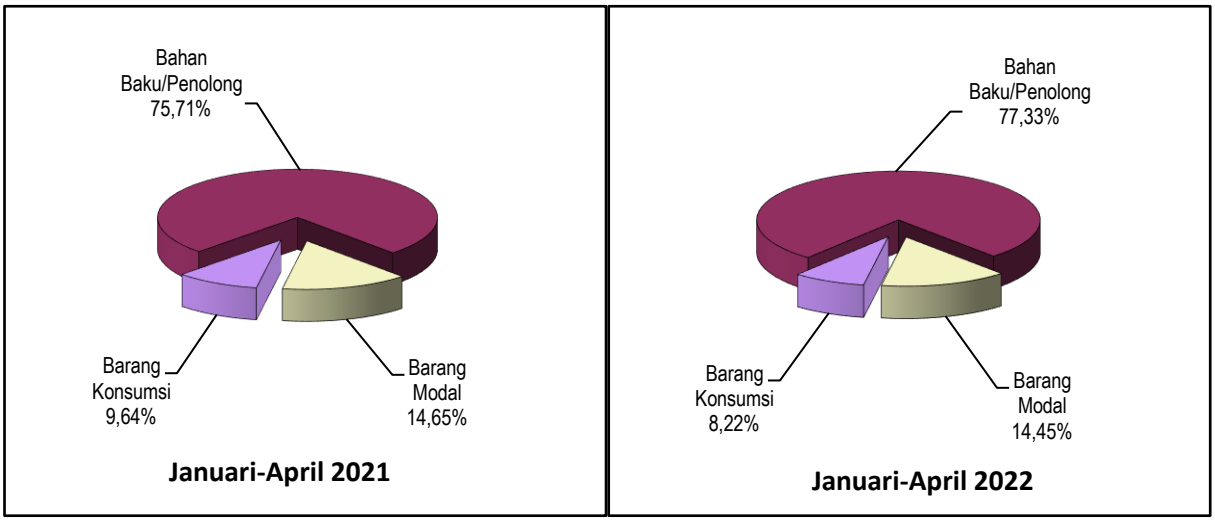

Menurut golongan barang *Standard International Trade Classification* (SITC) 1 digit, porsi terbesar kelompok barang utama impor selama Januari-April 2022 didominasi oleh mesin dan alat angkutan US$22.035,2 juta, atau berperan 28,78 persen terhadap total impor Indonesia. Nilai impornya naik US$4.223,3 juta (23,71 persen) dibandingkan bulan yang sama tahun sebelumnya.

https://www.bps.go.id

Tabel 5. Impor Menurut Komoditi (SITC-1 Digit)
Januari-April, 2021 dan 2022

SITC		Januari-April 2021		Januari-April 2022		Perubahan Jan-Apr 2022 thd Jan-Apr 2021 (%)
		Nilai (Juta US$)	Peranan (%)	Nilai (Juta US$)	Peranan (%)	
0	Bahan Makanan dan Binatang Hidup	6 301,5	10,58	7 517,7	9,82	19,30
1	Minuman dan Tembakau	270,3	0,45	292,0	0,38	8,03
2	Bahan Baku dan Hasil Tambang	3 343,0	5,61	4 096,4	5,35	22,54
3	Minyak dan Bahan Bakar Mineral	8 171,9	13,71	13 573,9	17,73	66,10
4	Minyak Nabati dan Hewani	94,8	0,16	141,1	0,18	48,84
5	Bahan Kimia dan Produknya	9 919,1	16,65	11 748,6	15,34	18,44
6	Barang-Barang Buatan Pabrik	9 578,8	16,08	12 784,5	16,70	33,47
7	Mesin dan Alat Angkutan	17 811,9	29,89	22 035,2	28,78	23,71
8&9	Lainnya	4 095,4	6,87	4 380,1	5,72	6,95
	TOTAL IMPOR	**59 586,7**	**100,00**	**76 569,5**	**100,00**	**28,50**

Porsi terbesar impor berikutnya berasal dari kelompok minyak dan bahan bakar mineral US$13.573,9 juta (17,73 persen), barang-barang buatan pabrik US$12.784,5 juta (16,70 persen), bahan kimia dan produknya US$11.748,6 juta (15,34 persen), serta bahan makanan dan binatang hidup US$7.517,7 juta (9,82 persen). Dibandingkan Januari-April 2021, peningkatan yang cukup tinggi berasal dari kelompok minyak dan bahan bakar mineral (66,10 persen), minyak nabati dan hewani (48,84 persen), serta barang-barang buatan pabrik (33,47 persen).

Dari keseluruhan impor Indonesia selama Januari-April 2022, sebesar 71,09 persen kebutuhan impor Indonesia berasal dari sepuluh negara asal utama. Tiongkok menempati posisi pertama, yaitu mencapai 27,44 persen dari total impor Indonesia. Negara asal berikutnya adalah Singapura (8,28 persen), diikuti oleh Jepang (7,42 persen), Thailand (5,25 persen), Malaysia (5,18 persen), Korea Selatan (5,17 persen), Amerika Serikat (4,60 persen), Australia (3,43 persen), Vietnam (2,17 persen), dan Taiwan (2,15 persen).

Gambar 3. Distribusi Persentase Impor Dari Sepuluh Negara Asal Utama, Januari-April 2022

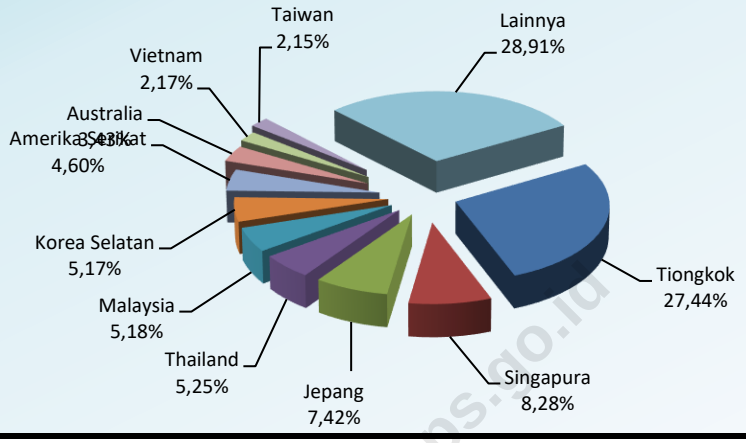

Berdasarkan kelompok negara, impor terbesar selama Januari-April 2022 berasal dari kelompok negara *Asia-Pacific Economic Cooperation* (APEC) Lainnya US$36.535,6 juta (47,72 persen), diikuti *Association of Southeast Asian Nations* (ASEAN) US$16.848,0 juta (22,00 persen), *North American Free Trade Agreement* (NAFTA) US$4.476,9 juta (5,85 persen), dan Uni Eropa US$3.641,2 juta (4,76 persen). Sedangkan kelompok negara lainnya berkontribusi US$15.067,8 juta (19,67 persen).

https://www.bps.go.id

Gambar 4. Distribusi Persentase Impor Negara ASEAN, Januari-April 2022

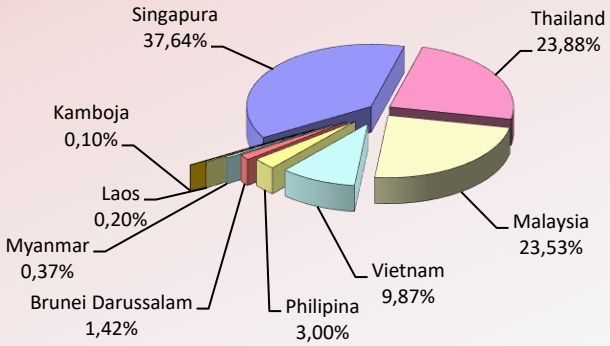

Dilihat dari besarnya peranan kelompok negara ASEAN terhadap impor Indonesia selama Januari-April 2022, terutama berasal dari Singapura mencapai 37,64 persen dari total impor negara ASEAN. Thailand menempati urutan kedua dengan peranan 23,88 persen, diikuti oleh Malaysia (23,53 persen), Vietnam (9,87 persen), Philipina (3,00 persen), dan Brunei Darussalam (1,42 persen). Sementara peranan impor dari Myanmar, Laos, dan Kamboja masing-masing kurang dari 1,00 persen.

Selama Januari-April 2022, peranan impor dari negara-negara kelompok Uni Eropa didominasi oleh Jerman sebesar 31,46 persen dari total nilai impor Uni Eropa. Italia menempati urutan kedua dengan peranan 12,52 persen, diikuti Perancis (11,89 persen), Belanda (7,51 persen), dan Spanyol (5,82 persen).

Tabel 6. Nilai Impor Menurut Kelompok Negara Asal Utama Januari-April, 2022 dan 2022

Kelompok Negara	Januari-April 2021		Januari-April 2022		Perubahan Jan-Apr 2022 thd Jan-Apr 2021 (%)
	Nilai (Juta US$)	Peranan (%)	Nilai (Juta US$)	Peranan (%)	
APEC					
ASEAN	**12 558,4**	**21,08**	**16 848,0**	**22,00**	**34,16**
Thailand	2 804,1	4,71	4 023,1	5,25	43,47
Singapura	4 867,9	8,17	6 341,0	8,28	30,26
Philipina	432,0	0,73	505,0	0,66	16,90
Malaysia	2 784,8	4,67	3 964,0	5,18	42,34
Myanmar	71,4	0,12	62,1	0,08	-13,03
Kamboja	15,3	0,03	17,5	0,02	14,38
Brunei Darussalam	52,8	0,09	238,7	0,31	352,08
Laos	13,7	0,02	34,1	0,05	148,91
Vietnam	1 516,4	2,54	1 662,5	2,17	9,63
NAFTA	**3 967,9**	**6,66**	**4 476,9**	**5,85**	**12,83**
Amerika Serikat	3 237,8	5,43	3 522,3	4,60	8,79
Kanada	634,0	1,07	843,6	1,10	33,06
Meksiko	96,1	0,16	111,0	0,15	15,50
NEGARA APEC LAINNYA	29 766,7	49,96	36 535,6	47,72	22,74
Jepang	**4 375,4**	**7,34**	**5 678,6**	**7,42**	**29,78**
Hongkong	907,6	1,52	1 073,9	1,40	18,32
Korea Selatan	3 119,8	5,24	3 955,9	5,17	26,80
Taiwan	1 394,3	2,34	1 647,6	2,15	18,17
Tiongkok	16 780,8	28,16	21 012,7	27,44	25,22
Papua Nugini	11,3	0,02	42,7	0,06	277,88
Australia	2 829,8	4,75	2 628,7	3,43	-7,11
Selandia Baru	301,4	0,51	435,2	0,57	44,39
Chili	46,3	0,08	60,3	0,08	30,24
UNI EROPA	**3 292,5**	**5,53**	**3 641,2**	**4,76**	**10,59**
Jerman	983,0	1,65	1 145,4	1,50	16,52
Italia	603,5	1,01	455,7	0,59	-24,49
Perancis	417,4	0,70	432,8	0,57	3,69
Belanda	262,6	0,44	273,5	0,36	4,15
Spanyol	164,1	0,28	211,8	0,28	29,07
Belgia	171,3	0,29	193,0	0,25	12,67
Swedia	173,7	0,29	182,8	0,24	5,24
Finlandia	99,9	0,17	171,2	0,22	71,37
Austria	96,5	0,16	155,6	0,20	61,24
Denmark	67,3	0,11	96,2	0,13	42,94
Polandia	52,8	0,09	64,0	0,08	21,21
Irlandia	37,2	0,06	60,4	0,08	62,37
Cheska	31,3	0,05	48,0	0,06	53,35
Yunani	29,2	0,05	43,8	0,06	50,00
Hungaria	20,0	0,04	28,9	0,04	44,50
Uni Eropa Lainnya	82,7	0,14	78,1	0,10	-5,56
LAINNYA	**10 001,2**	**16,77**	**15 067,8**	**19,67**	**50,66**
TOTAL IMPOR	**59 586,7**	**100,00**	**76 569,5**	**100,00**	**28,50**

https://www.bps.go.id

Selama Januari-April 2022, pelabuhan bongkar di DKI Jakarta memiliki kontribusi tertinggi terhadap transaksi perdagangan impor Indonesia mencapai US$35.015,4 juta, atau berperan 45,73 persen dari total impor Indonesia. Beberapa provinsi dengan kontribusi impor cukup tinggi antara lain Jawa Timur US$10.416,6 juta (13,60 persen), Banten US$6.288,8 juta (8,21 persen), Kepulauan Riau US$5.530,1 juta (7,22 persen), dan Jawa Tengah US$4.839,9 juta (6,32 persen). Sementara itu, kontribusi provinsi lainnya masing-masing relatif kurang dari 5,00 persen.

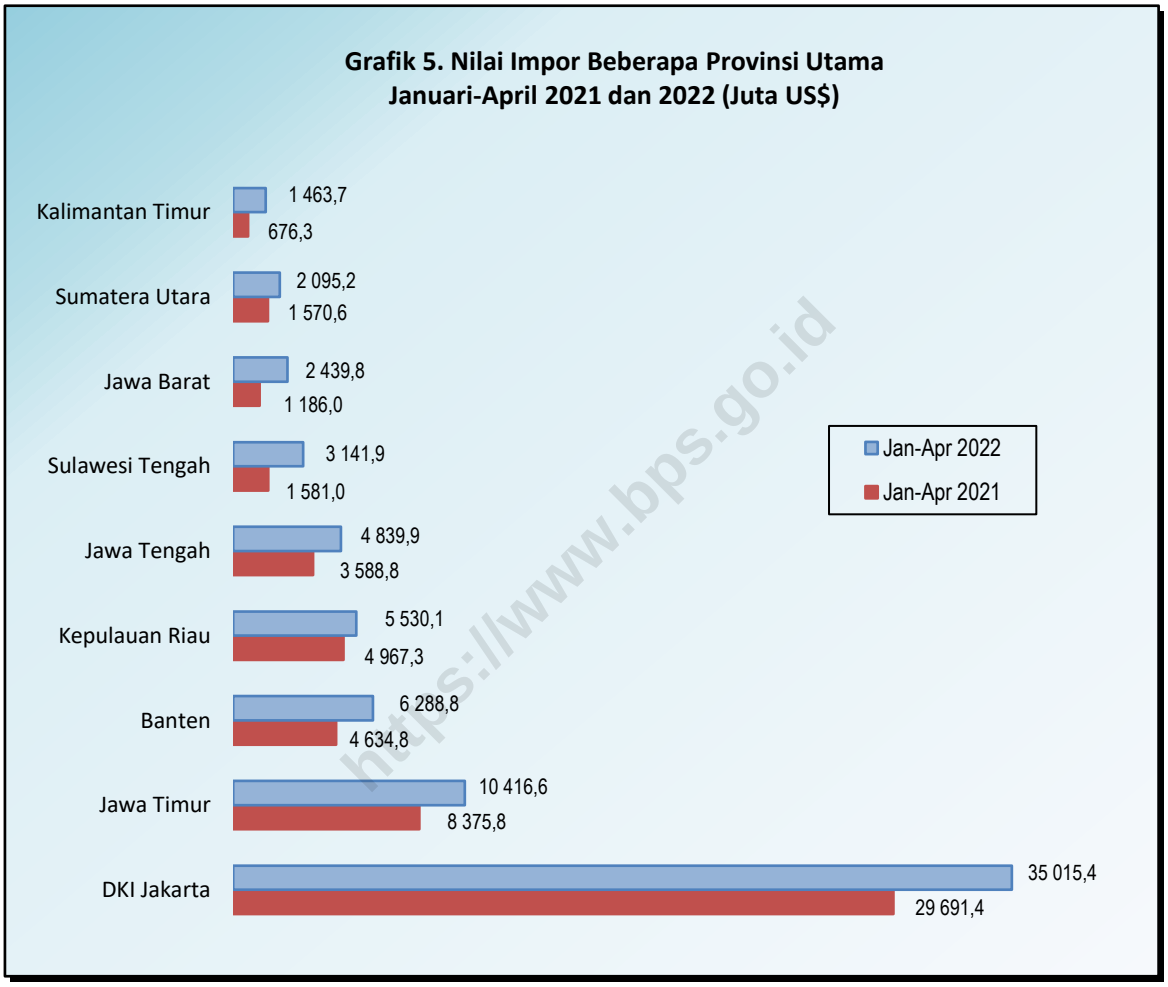

Selama Januari-April 2022, seluruh nilai impor beberapa provinsi utama mengalami peningkatan jika dibandingkan periode yang sama sebelumnya. Peningkatan tertinggi dialami oleh Provinsi DKI Jakarta senilai US$5.324,0 juta (17,93 persen), sementara terendah oleh Provinsi Sumatera Utara senilai US$524,6 juta (33,40 persen).

Tabel 7. Nilai Impor Menurut Provinsi*)
Januari-April, 2021 dan 2022

Provinsi	Januari-April 2021		Januari-April 2022		Perubahan Jan-Apr 2022 thd Jan-Apr 2021 (%)
	Nilai (Juta US$)	Peranan (%)	Nilai (Juta US$)	Peranan (%hg)	
Aceh	24,2	0,04	19,1	0,03	-21,07
Sumatera Utara	1 570,6	2,64	2 095,2	2,74	33,40
Sumatera Barat	117,7	0,20	64,0	0,08	-45,62
Riau	398,7	0,67	935,8	1,22	134,71
Jambi	9,3	0,02	12,8	0,02	37,63
Sumatera Selatan	331,3	0,56	312,5	0,41	-5,67
Bengkulu	1,1	0,00	0,0	0,00	-100,00
Lampung	792,5	1,33	923,9	1,21	16,58
Kepulauan Bangka Belitung	3,2	0,01	21,1	0,03	559,38
Kepulauan Riau	4 967,3	8,34	5 530,1	7,22	11,33
Dki Jakarta	29 691,4	49,83	35 015,4	45,73	17,93
Jawa Barat	1 186,0	1,99	2 439,9	3,19	105,72
Jawa Tengah	3 588,8	6,02	4 839,9	6,32	34,86
Di Yogyakarta	2,2	0,00	15,6	0,02	609,09
Jawa Timur	8 375,8	14,06	10 416,6	13,60	24,37
Banten	4 634,8	7,78	6 288,8	8,21	35,69
Bali	15,7	0,03	11,0	0,01	-29,94
Nusa Tenggara Barat	80,4	0,13	68,2	0,09	-15,17
Nusa Tenggara Timur	21,5	0,04	0,6	0,00	-97,21
Kalimantan Barat	94,0	0,16	108,6	0,14	15,53
Kalimantan Tengah	16,4	0,03	10,7	0,01	-34,76
Kalimantan Selatan	136,7	0,23	330,8	0,43	141,99
Kalimantan Timur	676,3	1,13	1 463,7	1,91	116,43
Kalimantan Utara	25,3	0,04	41,9	0,06	65,61
Sulawesi Utara	25,3	0,04	48,1	0,06	90,12
Sulawesi Tengah	1 581,0	2,65	3 141,9	4,10	98,73
Sulawesi Selatan	212,7	0,36	319,6	0,42	50,26
Sulawesi Tenggara	566,8	0,95	884,2	1,16	56,00
Gorontalo	10,5	0,02	15,7	0,02	49,52
Sulawesi Barat	0,4	0,00	0,6	0,00	50,00
Maluku	71,1	0,12	99,4	0,13	39,80
Maluku Utara	265,5	0,44	943,3	1,23	255,29
Papua Barat	7,1	0,01	10,5	0,01	47,89
Papua	85,0	0,14	140,0	0,18	64,71
TOTAL IMPOR	**59 586,7**	**100,00**	**76 569,5**	**100,00**	**28,50**

Keterangan :*) = melalui pelabuhan bongkar yang terdapat di provinsi

https://www.bps.go.id

https://www.bps.go.id

https://www.bps.go.id

I-1. IMPOR MENURUT GOLONGAN BARANG HS / *IMPORT BY HS COMMODITY GROUPS*
A. MENURUT 21 GOLONGAN BARANG (HS) / *BY 21 HS COMMODITY GROUP*
***** APRIL/*APRIL 2022* *****

HS	Uraian golongan barang/*Group description*	Berat bersih/*Net weight* (Kg)		Nilai/*Value CIF* (US$)	
		Bulan ini *Current month*	Kumulatif *Cum. Jan. to date*	Bulan ini *Current month*	Kumulatif *Cum. Jan. to date*
I	Live Animals; Animal Product	106 024 625	361 018 790	379 545 203	1 192 587 352
II	Vegetable Products	1 736 551 206	6 107 913 610	1 066 292 467	3 477 430 210
III	Fats, Oils, Waxes Of Animal/Vegetable	24 266 854	69 960 472	58 727 731	158 539 285
IV	Foodstuffs,Beverages,Spirits And Tobacco	1 363 977 942	5 691 693 155	1 036 067 803	4 129 372 527
V	Mineral Products	7 034 226 858	26 271 633 621	4 426 316 513	14 558 214 922
VI	Prod. Of Chemical Or Allied Industries	1 613 335 658	6 532 429 564	2 002 475 663	8 396 852 105
VII	Plastics, Rubber And Articles There Of	511 193 829	2 160 046 835	1 174 554 465	4 922 284 352
VIII	Raw Hides, Skins, Leather And Articles	14 579 930	56 269 249	84 173 215	337 628 397
IX	Wood And Its Articles,Plaiting Materials	48 823 605	185 275 451	43 209 754	168 638 756
X	Pulp, Paper And Articles There Of	519 397 669	1 870 220 325	360 656 428	1 336 349 193
XI	Textiles & Textile Articles	160 796 941	741 505 193	794 671 860	3 510 745 838
XII	Footwear, Umbrellas, Artificial Flowers	11 727 888	49 797 867	83 786 008	352 042 970
XIII	Cement, Plaster, Glass, Ceramic Products	233 328 212	1 096 842 705	140 320 726	632 444 068
XIV	Pearls & Precious/Semiprecious Stones	472 689	2 530 848	220 701 044	812 113 652
XV	Base Metals And Articles There Of	1 304 013 193	5 502 953 588	1 978 930 418	8 371 745 686
XVI	Machinery,Electric,Electronic Equipments	443 478 057	1 769 047 462	4 543 756 253	18 507 418 352
XVII	Vechiles, Aircraft, And Vessels	106 207 823	599 642 761	834 472 696	3 558 283 359
XVIII	Optical,Photographic,Musical Instruments	10 121 246	42 451 274	293 234 949	1 232 192 831
XIX	Arms And Amunition; Parts & Accesesories	52 404	438 840	16 623 509	68 100 247
XX	Miscellaneous Manufactures Articles.	69 399 597	260 231 072	218 761 468	845 759 128
XXI	Works Of Art, Antiques Special Provisions	21 341	94 206	171 180	739 078
TOTAL IMPORT		**15 311 997 567**	**59 371 996 888**	**19 757 449 353**	**76 569 482 308**

I-1. IMPOR MENURUT GOLONGAN BARANG (HS) / *IMPORT BY HS COMMODITY GROUPS*
B. MENURUT GOLONGAN BARANG 2 DIJIT HS / *BY COMMODITY 2 DIGITS HS*
***** APRIL/*APRIL 2022* *****

HS	Uraian golongan barang/*Group description*	Berat bersih/*Net weight* (Kg)		Nilai/*Value CIF* (US$)	
		Bulan ini *Current month*	Kumulatif *Cum. Jan. to date*	Bulan ini *Current month*	Kumulatif *Cum. Jan. to date*
01	Live Animals	15 665 571	37 323 942	66 976 005	163 223 902
02	Meat And Edible Meat Offal	18 817 237	69 887 628	74 853 096	243 178 443
03	Fish And Crustaceans	15 662 544	53 152 703	47 780 726	141 245 568
04	Dairy Products, Bird'S Eggs, Natural Honey	51 277 152	183 143 827	174 331 585	597 628 050
05	Products Of Animal Origin	4 602 121	17 510 690	15 603 791	47 311 389
06	Live Trees And Other Plants	104 119	699 320	583 226	3 928 170
07	Edible Vegetables And Certain Roots And Tubers	122 472 760	233 396 800	120 500 295	227 327 210
08	Edible Fruits And Nuts	89 065 453	287 819 842	179 562 498	543 716 097
09	Coffee, Tea, Mate, And Spices	11 602 858	42 139 627	38 865 063	149 819 471
10	Cereals	1 081 565 009	4 238 065 165	404 517 718	1 575 470 287
11	Products Of The Milling Industry; Malt, Starches	75 184 433	214 317 112	42 959 771	121 760 711
12	Oil Seeds, Oleaginous Fruits; Grains,Seed, Fruits	354 980 358	1 085 697 315	269 825 667	818 261 299
13	Lac; Gums; Resins, Other Vegetable Saps, Extracts	1 500 405	5 332 249	9 317 977	36 137 857
14	Vegetable Plaiting Materials; Vegetable Products	75 811	446 180	160 252	1 009 108
15	Animal-Vegetable Oils/Fats, Their Cleavage Prod.	24 266 854	69 960 472	58 727 731	158 539 285
16	Preparations Of Meat/Fish/Crustaceans/Mollucs	1 633 861	5 175 682	6 311 755	22 003 972
17	Sugar And Sugar Confectionery	515 277 499	2 728 615 122	279 337 982	1 417 163 678
18	Cocoa And Cocoa Preparations	24 369 597	119 225 141	63 241 535	314 791 433
19	Prep.Of Cereals, Flour, Starch, Milk, Cooks' Prod.	14 432 340	60 190 029	46 841 126	189 847 982
20	Prep. Of Vegetables, Fruits, Nuts, Part Of Plants	14 374 771	55 883 281	20 848 143	81 801 219
21	Miscellaneous Edible Preparations	26 027 113	100 550 319	95 327 043	381 432 181
22	Beverages, Spirit, And Vinegar	20 421 071	88 677 864	18 093 829	73 355 158
23	Residues And Waste From The Food Industries	733 754 788	2 485 283 800	437 473 376	1 420 044 608
24	Tobacco And Manufactured Tobacco Substitutes	13 686 902	48 091 917	68 593 014	228 932 296
25	Salts; Sulphur; Earths, Stone; Lime, Cemen	1 411 956 301	4 279 909 802	163 175 403	521 819 367
26	Ores, Slag, And Ash	494 094 840	3 667 919 645	72 160 857	462 117 165
27	Mineral Fuels/Oils, Prod. Of Their Distillation	5 128 175 717	18 323 804 174	4 190 980 253	13 574 278 390
28	Inorganic Chemicals	439 233 234	1 461 593 537	248 680 969	948 676 677
29	Organic Chemicals	468 156 472	1 820 153 499	730 000 716	2 859 796 732
30	Pharmaceutical Products	3 268 486	10 413 670	111 835 244	641 873 326
31	Fertilizers	484 741 264	2 232 569 884	227 939 547	1 064 533 922
32	Tanning Or Dyeing Extracts	34 295 213	157 089 522	138 696 321	604 822 201
33	Essential Oils & Resinoids; Perfumery, Cosmetic	8 815 616	31 906 436	113 146 989	424 858 034
34	Soap, Organic Surfasce-Active Agent, Lubric. Prep.	19 034 884	87 593 765	55 076 107	229 927 320
35	Albuminoidal Substances; Glues; Enzymes	23 972 083	108 674 913	57 750 202	242 820 593
36	Explosives; Pyrotechnic Prod.; Matches;	2 403 697	5 574 845	10 377 345	22 476 193

https://www.bps.go.id

I-1. IMPOR MENURUT GOLONGAN BARANG (HS) / *IMPORT BY HS COMMODITY GROUPS*
B. MENURUT GOLONGAN BARANG 2 DIJIT HS / *BY COMMODITY 2 DIGITS HS*
***** APRIL/*APRIL 2022* *****

HS	Uraian golongan barang/*Group description*	Berat bersih/*Net weight* (Kg)		Nilai/*Value CIF* (US$)	
		Bulan ini *Current month*	Kumulatif *Cum. Jan. to date*	Bulan ini *Current month*	Kumulatif *Cum. Jan. to date*
37	Photographic And Cinematographic Goods	760 695	2 980 671	5 469 912	21 089 894
38	Miscellaneous Chemical Products	128 654 014	613 878 822	303 502 311	1 335 977 213
39	Plastics And Articles Thereof	445 347 222	1 868 730 787	951 328 117	3 980 581 035
40	Rubber And Articles Thereof	65 846 607	291 316 048	223 226 348	941 703 317
41	Raw Hides, Skins, And Leather	9 045 614	34 745 482	50 049 028	195 504 899
42	Articles Of Leather; Saddlery, Travel Goods	5 496 564	21 308 314	33 623 138	140 503 358
43	Furskins And Artificial Fur; Manufact. Thereof	37 752	215 453	501 049	1 620 140
44	Wood And Articles Of Wood; Wood Charcoal	48 474 403	184 615 125	41 649 881	164 155 540
45	Cork And Articles Of Cork	347 568	606 567	1 534 960	4 142 136
46	Manufact. Of Straw, Plaiting Materials	1 634	53 759	24 913	341 080
47	Pulp Of Wood Or Of Fibrous Cellulosic Material	426 886 759	1 511 174 284	185 525 794	664 158 252
48	Paper & Paperboard; Articles Of Paper Pulp	90 306 253	350 889 202	155 712 800	604 545 913
49	Printed Books, Newspapers, Pictures	2 204 657	8 156 839	19 417 834	67 645 028
50	Silk	10 758	49 517	453 032	803 583
51	Wool, Fine Or Coarse Animal Hair; Woven Fabrics	240 665	1 035 965	6 283 054	29 506 170
52	Cotton	45 385 296	234 653 394	168 458 974	790 028 245
53	Other Vegetable Textile Fibres; Paper Yarns	1 746 857	6 448 383	3 863 752	30 244 475
54	Man-Made Filaments	32 789 439	152 671 979	145 501 605	658 003 216
55	Man-Made Staple Fibres	30 276 996	127 804 304	90 800 741	398 442 259
56	Wadding, Felt, And Non-Wovens	13 164 226	58 249 252	52 796 913	221 530 576
57	Carpets And Other Textile Floor Coverings	531 385	1 318 451	1 307 791	3 984 321
58	Special Woven Fabrics; Tufted Textile Fabrics	1 553 152	7 548 112	28 511 951	120 821 779
59	Impregnated, Coated, Covered Textile Fabrics	7 356 204	29 496 948	66 374 273	252 597 123
60	Knitted Or Crocheted Fabrics	19 132 546	84 843 523	170 844 693	731 523 698
61	Articles Of Apparel, Knitted Or Crocheted	1 295 570	5 760 674	18 708 052	90 357 093
62	Articles Of Apparel, Not Knitted Or Crocheted	1 303 465	5 501 831	22 015 637	97 627 050
63	Other Made Up Textile Articles; Worn Clothing	6 010 382	26 122 860	18 751 392	85 276 250
64	Footwear, Gaiters; Parts Of Such Articles	9 539 109	41 811 407	74 688 038	315 278 997
65	Headgear And Parts Thereof	322 004	1 225 753	3 517 466	13 437 549
66	Umbrellas, Seat-Sticks, Whips, Riding Crops	1 067 784	4 017 912	1 594 056	6 589 863
67	Prepared Feathers, Artificial Flowers	798 991	2 742 795	3 986 448	16 736 561
68	Articles Of Stone, Cement, Asbestos, Mica	58 384 130	363 991 244	36 656 966	167 381 769
69	Ceramic Products	132 446 806	588 434 584	58 326 105	287 824 895
70	Glass And Glassware	42 497 276	144 416 877	45 337 655	177 237 404
71	Natural And Cultured Pearls, Precious Stones	472 689	2 530 848	220 701 044	812 113 652
72	Iron And Steel	1 068 922 268	4 555 090 942	1 130 633 719	4 859 874 433
73	Articles Of Iro And Steel	117 474 638	448 161 950	294 447 000	1 214 475 744
74	Cooper And Articles Thereof	15 533 395	58 977 826	136 520 604	528 854 770
75	Nickel And Articles Thereof	204 283	1 301 208	5 356 187	28 641 830
76	Aluminium And Articles Thereof	56 135 575	241 090 906	200 177 304	843 484 509
78	Lead And Articles Thereof	4 403 851	19 434 588	11 267 116	48 861 967
79	Zinc And Articles Thereof	11 192 592	49 460 038	43 185 564	178 749 146
80	Tin And Articles Thereof	110 454	259 342	3 892 091	9 948 262
81	Other Base Metal; Cermets; And Articles Thereof	183 106	931 034	10 088 742	35 670 011
82	Tools, Implements, Cutlery, Spoon & Forks	8 410 094	38 788 644	57 511 040	274 003 841
83	Miscellaneous Articles Of Base Metal	21 442 937	89 457 110	85 851 051	349 181 173
84	Nuclear Reactors, Boilers, Machinery, Parts	305 337 375	1 279 914 981	2 250 709 693	9 846 760 833
85	Electrical Machinery & Equipments	138 139 091	489 129 721	2 284 152 964	8 650 989 759
86	Railway/Tramway Locomotive, Mechanical Traffic	14 309 861	62 625 771	20 100 917	98 800 240
87	Vehicles Other Than Railway/Tramway, Parts	82 367 544	373 029 821	674 504 319	2 920 672 316
88	Aircraft And Its Components	124 652	286 267	38 818 680	86 210 588
89	Ships, Boat, And Floating Structures	5 029 274	142 936 510	26 522 250	203 764 887
90	Optical, Photographic, Cinematographic	8 139 301	34 215 821	251 954 941	1 052 215 175
91	Clocks And Watches And Parts Thereof	881 277	3 322 744	25 056 728	109 713 047
92	Musical Instruments; Parts And Accessories	1 100 668	4 912 709	16 223 280	70 264 609
93	Arms And Ammunition; Parts And Accessories	52 404	438 840	16 623 509	68 100 247
94	Furniture, Bedding, Mattress Support, Cushion	51 546 988	196 186 968	128 905 678	509 512 834
95	Toys, Games And Sports Requisiters; Parts	8 248 597	27 410 015	33 811 168	125 353 207
96	Miscellaneous Manufactured Articles	9 604 012	36 634 089	56 044 622	210 893 087
97	Works Of Arts, Collectors' Piece And Antiques	21 341	94 206	171 180	739 078
98	Vehicles In-Ckd And Their Components	4 376 492	20 764 392	74 526 530	248 835 328
99	Software, Digital, Shipment Goods	1 591	2 760	8 893 596	9 667 760
TOTAL IMPORT		**15 311 997 567**	**59 371 996 888**	**19 757 449 353**	**76 569 482 308**

https://www.bps.go.id

I-1. IMPOR MENURUT GOLONGAN BARANG (HS) / *IMPORT BY HS COMMODITY GROUPS*
C. MENURUT 40 GOLONGAN BARANG (HS) TERBESAR / *BY BIG 40 COMMODITIES (HS)*
***** APRIL/*APRIL 2022* *****

HS	Uraian golongan barang/*Group description*	Berat bersih/*Net weight* (Kg)		Nilai/*Value CIF* (US$)	
		Bulan ini *Current month*	Kumulatif *Cum. Jan. to date*	Bulan ini *Current month*	Kumulatif *Cum. Jan. to date*
27101224	Motor spirit, unleaded, of RON 90 and above but below RON 97, unblended	1 426 218 900	4 344 017 206	1 486 667 079	4 180 404 368
27090010	Crude petroleum oils	1 534 525 178	3 959 817 423	1 222 109 771	2 744 141 874
27101971	Automotive diesel fuel	216 030 105	1 444 781 004	206 398 909	1 240 241 256
17011400	Other cane sugar	457 201 000	2 408 370 010	232 130 717	1 178 725 186
10019912	Wheat grain without extreme outer layer, other than seed, fit for human consumption	740 517 566	2 895 222 884	280 704 096	1 074 446 310
72024100	Ferro-chromium containing by weight more than 4% carbon	173 939 684	668 229 329	245 063 170	1 005 234 535
23040090	Oil-cake and other solid residues, whether or not ground or in the form of pellets, resulting from the extraction of soya- bean oil, other than defatted soya-bean flour and soya-bean meal	569 682 257	1 799 178 790	328 123 312	967 888 548
85177921	Parts of transmission apparatus, oth than radio-broadcasting or TV transmission apparatus, or of portable receivers for calling, alerting/paging & paging alert devices; of cellular telephones	4 335 219	6 712 280	234 895 578	925 876 899
27111300	Liquefied, butanes	270 309 689	1 112 392 285	255 166 000	911 814 133
27111200	Liquefied, propane	270 956 667	1 089 965 816	249 496 430	884 568 634
27101227	Motor spirit, unleaded, of below RON 90, unblended	45 832 226	972 580 736	49 451 113	854 912 482
71081210	Non-monetary gold in unwrought forms; in lumps, ingots or cast bars	3 229	11 991	202 242 610	733 125 796
31042000	Potassium chloride	205 744 341	1 176 197 897	125 737 721	680 377 967
84713020	Laptops including notebooks and subnotebooks	361 890	3 258 977	78 533 804	663 237 773
85429000	Part of electronic integrated circuits	316 934	1 345 913	174 559 780	658 670 387
84295200	Mechanical shovels ; escavators ; Machinery with a 360o revolving	33 301 320	154 493 408	140 891 634	653 184 565
27101280	Naphtha, reformates and other preparations of a kind used for blending into motor spirits	139 746 393	680 280 361	142 127 488	618 748 690
12019000	Soya beans, whether or not broken, other than seed	319 849 413	910 463 401	222 454 527	583 457 778
27011210	Bituminous coal, whether or not pulverised, but not agglomerated, coking coal	468 247 236	1 924 455 462	148 210 826	569 213 234
72071210	Semi-finished products of iron or non-alloy steel slabs; containing by weight < 0.25% of carbon; of rectangular (other than square) cross-section, the width measuring less than twice the thickness	208 721 775	674 820 544	142 882 625	483 315 181
52010000	Cotton, not carded or combed	36 393 725	189 939 729	97 787 424	460 993 278
85171300	Smartphones	619 946	938 078	79 552 403	436 920 414
39021040	Polypropylene in primary forms, granules, pellets, beads, flakes, chips and similar forms	70 019 775	292 883 995	100 987 805	402 488 086
29012100	Ethylene, unsaturated	84 360 314	296 972 483	117 205 650	356 257 341
10019919	Wheat, other than durum wheat and wheat grain, other than seed, fit for human consumption	239 877 500	860 051 437	87 041 491	322 806 979
85423100	Electronic integrated circuits: processors and controllers, whether or not combined with memories, converters, logic circuits, amplifiers, clock and timing circuits, or other circuits	852 587	1 686 346	79 343 479	312 958 574
87041037	Motor vehicles for the transport of goods; dumpers designed for off-highway use; g.v.w. > 45 t; not CKD	7 381 044	29 753 044	78 568 763	304 740 700
27090020	Condensates	0	419 718 439	0	288 452 835
27011100	Anthracite, whether or not pulverised, but not agglomerated	301 670 730	794 684 891	107 352 195	283 758 080
84314990	Oth parts suitable use of oth moving, grading, levelling,scraping, excavating, tamping, compacting	13 895 412	57 651 385	72 936 972	278 895 753
30024190	Vaccines for human medicine other than tetanus toxoid, pertussis, measles, meningitis or polio vaccines	14 160	90 827	15 580 720	276 200 691
47071000	Recovered (waste and scrap) unbleached kraft paper or paperboard or corrugated paper or paperboard	255 557 950	889 424 394	74 532 153	253 034 304
74031100	Cathodes and sections of cathodes; of refined copper	5 437 768	24 269 532	55 897 846	242 395 234
04021041	Milk & cream, in powder, granules/other solid forms, of a fat content, by weight, not exceeding 15 %, not containing added sugar/other sweetening matter, in containers of a net weight of 20 kg or more	19 096 875	66 362 854	71 734 965	237 608 081
39023090	Propylene copolymers, other than in the form of liquids or pastes	31 561 867	147 243 663	49 685 694	224 388 537
87084026	Gear boxes, assembled; for vehicles of heading 8703	3 101 521	14 425 049	47 866 214	223 212 620
72044900	Waste and scrap of iron or steel; other than turning, shaving, chip, milling waste, sawdust, filing, trimming and stamping, whether or not in bundle	89 622 018	404 970 481	49 746 771	218 418 826

https://www.bps.go.id

I-1. IMPOR MENURUT GOLONGAN BARANG (HS) / *IMPORT BY HS COMMODITY GROUPS*
C. MENURUT 40 GOLONGAN BARANG (HS) TERBESAR / *BY BIG 40 COMMODITIES (HS)*
***** APRIL/*APRIL 2022* *****

HS	Uraian golongan barang/*Group description*	Berat bersih/*Net weight* (Kg)		Nilai/*Value CIF* (US$)	
		Bulan ini *Current month*	Kumulatif *Cum. Jan. to date*	Bulan ini *Current month*	Kumulatif *Cum. Jan. to date*
26011190	Iron ores and concentrates, other than roasted iron pyrites, non-agglomerated, other than haematite and concentrates	236 836 050	1 856 306 330	37 017 746	215 048 037
72255090	Flat-rolled products of other alloy steel, of a width ≥ 600 mm; other than of silicon-electrical steel; not further worked than cold-rolled (cold-reduced); other than of high speed steel	55 936 800	226 043 122	52 700 565	202 596 112
76012000	Unwrought aluminium, alloyed	15 653 586	63 347 404	52 064 697	200 223 679
Lainnya		6 758 266 917	26 508 637 688	12 261 998 610	49 216 498 551
TOTAL IMPORT		**15 311 997 567**	**59 371 996 888**	**19 757 449 353**	**76 569 482 308**

https://www.bps.go.id

I-2. IMPOR MENURUT GOLONGAN BARANG SITC / *IMPORT BY SITC COMMODITY GROUPS*
***** APRIL/*APRIL* 2022 *****

SITC	Uraian golongan barang/*Group description*	Berat bersih/*Net weight* (Kg)		Nilai/*Value CIF* (US$)	
		Bulan ini *Current month*	*Kumulatif* *Cum. Jan. to date*	*Bulan ini* *Current month*	*Kumulatif* *Cum. Jan. to date*
	A. By Commodity 1 digit SITC				
0	Food and Live Animals	2 748 938 043	10 751 063 991	2 070 162 119	7 517 707 211
1	Beverages and Tobacco	32 972 353	126 894 824	85 290 469	292 002 813
2	Crude Materials, Inedible	2 924 108 940	11 620 435 210	1 059 731 265	4 096 425 290
3	Mineral Fuels, Lubricants, etc.	5 128 029 772	18 323 408 742	4 190 766 920	13 573 867 013
4	Animal & Vegetable Oils/Fats	23 433 492	64 907 679	53 782 224	141 105 842
5	Chemicals	2 030 190 759	8 173 303 651	2 817 611 330	11 748 592 945
6	Manufactured Goods	1 727 367 994	7 374 906 530	3 019 751 057	12 784 512 819
7	Machinery and Transportation Equipments	550 488 230	2 373 868 123	5 370 513 152	22 035 214 038
8	Miscellaneous Manufactured Articles	146 462 956	563 163 226	884 776 090	3 632 501 388
9	Special Commodities and Transaction	5 028	44 912	205 064 727	747 552 949
	B. By Commodity 2 digit SITC				
00	Live animal for food	15 665 571	37 323 942	66 976 005	163 223 902
01	Meat and meat preparations	19 271 792	71 404 798	77 446 132	252 106 679
02	Dairy product and eggs	51 318 389	183 137 099	174 016 774	593 864 039
03	Fish, crustaceans,molluscs and their preparations	16 841 811	56 811 086	51 498 927	154 320 760
04	Cereals and cereal preparations	1 096 467 312	4 298 090 752	431 662 003	1 675 640 799
05	Fruits and vegetables	227 527 429	583 025 247	324 438 441	865 878 214
06	Sugar, sugar preparations, and honey	515 590 345	2 730 520 141	280 806 199	1 425 689 537
07	Coffee, tea, cocoa, and spices	36 841 778	167 069 946	107 465 602	496 753 147
08	Feeding stuff for animals	735 791 575	2 489 814 149	438 283 725	1 421 810 641
09	Miscellaneous food preparations	33 622 041	133 866 831	117 568 311	468 419 493
11	Beverages	19 285 458	78 802 914	16 698 301	63 071 363
12	Tobacco and tobacco manufactured	13 686 895	48 091 910	68 592 168	228 931 450
21	Hides, skins and furskins	5 006 977	17 598 484	5 994 541	23 256 444
22	Oil seeds, nuts, and kernels	352 265 891	1 078 055 441	264 046 413	798 619 182
23	Crude rubber	32 615 599	163 419 080	71 270 007	340 944 168
24	Wood, lumber, and cork	14 971 252	64 810 643	15 891 747	64 938 436
25	Pulp and waste paper	426 886 759	1 511 174 284	185 525 794	664 158 252
26	Textile fibres and their waste	62 579 065	297 080 656	160 583 801	723 330 499
27	Crude fertilizers and crude minerals	1 392 733 464	4 197 258 359	162 432 633	517 451 207
28	Metalliferous ores and metal scraps	630 294 044	4 264 733 184	164 534 840	861 753 844
29	Crude animals and vegetable materials, nes	6 755 889	26 305 079	29 451 489	101 973 258
32	Coal, coke, and briquettes	963 590 184	3 292 836 880	352 920 224	1 052 426 009
33	Petroleum and petroleum products	3 615 940 976	12 808 554 631	3 321 611 399	10 690 296 294
34	Gas; natural and manufactured	548 498 610	2 222 017 224	512 253 798	1 814 524 496
35	Electric Current	2	7	3 981 499	16 620 214
41	Animal oils and fats	1 095 018	3 475 968	2 498 671	7 207 636
42	Fixed vegetable oils/fats	20 884 338	54 253 080	47 319 265	116 896 693
43	Animal vegetable oils/fats	1 454 136	7 178 631	3 964 288	17 001 513
51	Organic chemicals	471 307 920	1 841 099 580	710 365 676	2 779 994 274
52	Inorganic chemicals	405 878 527	1 330 749 553	232 503 847	879 338 357
53	Dyeing,tanning, and colouring materials	35 382 868	162 264 362	134 381 926	588 499 224
54	Medical and pharmaceutical products	4 677 996	17 449 184	147 770 390	793 781 603
55	Essential oils and perfumery materials	22 291 323	95 143 405	148 128 442	572 210 067
56	Manufactured fertilizers	484 135 182	2 229 282 543	226 996 759	1 061 751 894
57	Plastics in primary forms	353 574 123	1 509 848 565	661 782 247	2 769 467 491
58	Plastics in non-primary forms	55 589 138	223 880 295	165 297 556	704 373 694
59	Chemical materials and its products, nes	197 353 682	763 586 164	390 384 487	1 599 176 341
61	Leather, leather med, nes	4 153 740	17 498 880	45 481 117	179 008 858
62	Rubber manufactured, nes	32 222 842	124 376 339	145 761 831	577 603 261
63	Wood and cork manufactured	33 850 719	120 411 049	27 293 094	103 359 240
64	Paper, paperboard, and manufactured thereof	89 681 282	347 827 845	148 476 580	569 480 821
65	Textile yarns, fabrics, and their products	97 606 597	440 569 987	596 162 159	2 610 213 518
66	Non metalic minerals manufactured	272 641 254	1 307 000 505	161 282 472	741 023 996
67	Iron and steel	1 038 475 553	4 354 465 759	1 209 113 660	5 159 366 539
68	Non ferrous metals	68 840 091	292 598 749	345 090 474	1 427 530 736
69	Manufactured of metal, nes	89 895 916	370 157 417	341 089 670	1 416 925 850
71	Power generating machine and equipments	43 314 505	205 468 575	363 514 578	1 533 643 465
72	Machinery specialized for particular industry	100 180 713	464 735 438	641 243 200	2 967 646 920
73	Metalworking machinery	12 584 351	54 395 905	70 100 628	388 387 453
74	General industrial machinery and equipments	184 017 159	650 557 220	1 068 435 770	4 017 809 072
75	Office machinery and automatic data processing	6 085 068	25 215 084	297 703 244	1 555 691 330
76	Telecommunication and reproducers apparatus	21 418 559	71 502 244	814 746 480	3 226 595 794
77	Electrical machinery and apparatus	78 566 627	308 898 422	1 289 983 516	4 842 365 340
78	Road vehicles	98 843 834	446 351 924	753 337 779	3 181 655 630
79	Other transportation equipments	5 477 414	146 743 311	71 447 957	321 419 034

https://www.bps.go.id

I-2. IMPOR MENURUT GOLONGAN BARANG SITC / *IMPORT BY SITC COMMODITY GROUPS*
***** APRIL/*APRIL* 2022 *****

SITC	Uraian golongan barang/*Group description*	Berat bersih/*Net weight* (Kg)		Nilai/*Value CIF* (US$)	
		Bulan ini *Current month*	*Kumulatif* *Cum. Jan. to date*	*Bulan ini* *Current month*	*Kumulatif* *Cum. Jan. to date*
81	Sanitary, plumbing, and fittings	32 975 878	124 613 729	76 981 657	290 789 936
82	Furniture	20 925 926	80 643 862	56 532 935	234 080 281
83	Traveling goods	5 050 744	19 644 579	31 134 750	127 555 386
84	Clothing	4 982 633	20 636 899	56 734 154	253 403 955
85	Footwear	9 539 109	41 811 407	74 688 038	315 278 997
87	Professional, scientific, and contractor instruments	7 375 953	31 004 346	208 666 494	891 685 874
88	Photographic apparatus, equipments and optics	2 758 622	10 895 966	53 368 183	224 353 983
89	Miscellaneous manufactured articles	62 854 091	233 912 438	326 669 879	1 295 352 976
96	Coin; not being legal tender	1 728	7 814	3 164	27 826
97	Gold; non monetary	3 300	37 098	205 061 563	747 525 123
	C. By Commodity 3 digit SITC				
001	Live Animals Other Than Fish	15 665 571	37 323 942	66 976 005	163 223 902
011	Meat Of Bovine Animals Fresh, Chilled Or Frozen	12 733 113	51 179 860	53 034 994	180 697 284
012	Other Meat, Other Edible Meat Offal, Fresh, Chilled Or Frozen	6 062 501	18 663 713	21 626 797	62 170 214
016	Meat And Edible Meat Offal, Salted, Dried, Edible Flour Of Meat	21 668	63 406	192 226	423 847
017	Meat And Edible Meat Offal, Prepared Or Preserved	454 510	1 497 819	2 592 115	8 815 334
022	Milk,cream, And Milk Products Other Than Butter Or Cheese	46 429 587	164 054 212	144 499 736	483 968 799
023	Butter And Other Fats From Milk	1 717 727	8 345 189	13 093 353	56 993 904
024	Cheese And Curds	3 041 007	10 066 561	15 606 273	48 994 319
025	Eggs, Birds, And Egg Yolks; Fresh, Dried Or Otherwise Preserved	130 068	671 137	817 412	3 907 017
034	Fish, Fresh, Chilled Or Frozen	13 502 322	46 694 305	33 689 799	101 941 664
035	Fish, Dried Salted Or In Brine; Smoked Fish	6 592	39 545	143 220	410 506
036	Crustaceans, Molluscs, And Aquatic Invertebrates	2 153 585	6 399 502	13 946 786	38 780 496
037	Fish, Crustaceans, Molluscs, And Other Aquatic Invertebrates; Pre	1 179 312	3 677 734	3 719 122	13 188 094
041	Wheat And Meslin, Unmilled	982 820 746	3 795 969 731	368 555 402	1 412 135 140
042	Rice	10 078 048	61 486 096	4 463 404	25 338 754
043	Barley, Unmilled	0	278 843	0	81 850
044	Maize, Unmilled	81 765 066	340 499 653	27 515 229	114 882 730
045	Cereals, Unmilled	6 901 149	39 830 842	3 983 683	23 031 813
046	Meal And Flour Of Wheat And Flour Of Meslin	4 701 259	22 360 493	1 846 931	8 904 176
047	Other Cereal Meals And Flours	881 702	3 936 554	481 631	1 727 266
048	Cereal Preparations And Preparations Of Flours/starchs Of Fruit	9 319 342	33 728 540	24 815 723	89 539 070
054	Vegetables, Fresh, Chilled, Frozen Or Simply Preserved	119 683 890	224 146 852	116 342 364	210 444 321
056	Vegetables, Roots And Tubers, Prepared Or Preserved Nes	14 139 083	50 109 771	19 891 958	73 039 921
057	Fruit And Nut; Fresh Or Dried	88 925 529	287 288 542	179 112 891	541 772 536
058	Fruits, Preserved And Preparations	4 134 921	16 145 847	7 506 413	30 023 542
059	Fruit And Vegetable Juices	644 006	5 334 235	1 584 815	10 597 894
061	Sugar, Molasses, And Honey	512 296 248	2 719 101 609	272 451 941	1 395 766 608
062	Sugar Confectionery	3 294 097	11 418 532	8 354 258	29 922 929
071	Coffee And Coffee Substitutes	2 110 854	10 279 399	8 930 550	47 043 682
072	Cocoa	22 543 007	111 455 705	54 298 837	272 975 236
073	Chocolate And Other Food Preparations Containing Cocoa	1 826 590	7 769 436	8 942 698	41 816 197
074	Tea And Mate	1 226 722	4 923 857	3 470 040	15 888 678
075	Spices	9 134 605	32 641 549	31 823 477	119 029 354
081	Feeding Stuff For Animals	735 791 575	2 489 814 149	438 283 725	1 421 810 641
091	Margarine And Shortening	832 982	4 712 354	4 942 446	17 080 652
098	Edible Products And Preparations	32 789 059	129 154 477	112 625 865	451 338 841
111	Non-alcoholic Beverages, Nes	18 877 566	77 786 094	15 499 205	59 936 841
112	Alcoholic Beverages	407 892	1 016 820	1 199 096	3 134 522
121	Tobacco, Unmanufactured And Refused	11 543 835	40 739 333	53 417 107	172 971 963
122	Tobacco, Manufactured	2 143 060	7 352 577	15 175 061	55 959 487
211	Hides And Skins, Raw	5 006 977	17 598 484	5 994 541	23 256 444
222	Oil Seeds Use For Extraction Ofsoft Fixed Vegetable Oils	351 480 643	1 075 314 137	263 255 655	796 650 234
223	Oil Seeds Use For Extraction Of Other Fixed Vegetable Oils	785 248	2 741 304	790 758	1 968 948
231	Natural Rubber Latex;natural Rubber And Similar Natural Gums	5 606 745	39 009 899	9 237 273	56 067 840
232	Synthetic Rubber Latex, Synthetic/reclaimed Rubber	27 008 854	124 409 181	62 032 734	284 876 328
244	Cork,natural,raw And Waste	4 036	12 363	71 784	161 641
245	Fuel Wood And Wood Charcoal	7 527	352 603	39 380	248 350
246	Wood In Chips Or Particles And Waste	11 392	322 972	9 246	299 982
247	Wood In The Rough Or Roughly Squared	1 848 163	8 487 877	885 321	3 850 220
248	Wood,simply Worked And Railway Sleeper Of Wood	13 100 134	55 634 828	14 886 016	60 378 243
251	Pulp And Waste Paper	426 886 759	1 511 174 284	185 525 794	664 158 252
263	Cotton	36 964 096	191 507 170	98 881 243	464 013 255
264	Jute And Other Textile Bast Fibres	271 000	1 190 000	425 530	1 815 908

https://www.bps.go.id

I-2. IMPOR MENURUT GOLONGAN BARANG SITC / *IMPORT BY SITC COMMODITY GROUPS*
***** APRIL/*APRIL* 2022 *****

SITC	Uraian golongan barang/*Group description*	Berat bersih/*Net weight* (Kg)		Nilai/*Value CIF* (US$)	
		Bulan ini Current month	*Kumulatif Cum. Jan. to date*	*Bulan ini Current month*	*Kumulatif Cum. Jan. to date*
265	Vegetable Textile Fibres,raw Or Processed;waste Of These Fibres	95 712	950 767	133 633	1 486 003
266	Synthetic Fibres Suitable For Spinning	17 706 036	65 397 737	32 020 779	128 867 252
267	Other Man-made Fibres Suitable For Spinning And Waste	7 415 124	37 548 616	28 325 281	124 685 883
268	Wool And Other Animal Hair	55 414	186 170	512 546	1 860 331
269	Old Clothing And Other Old Textile Articles; Rags	71 683	300 196	284 789	601 867
272	Fertilizers, Crude	173 408 139	476 314 605	51 027 390	110 392 051
273	Stone, Sand And Gravel	421 279 445	1 258 793 469	17 124 686	50 473 528
274	Sulphur And Unroasted Iron Pyrites	135 044 670	477 992 177	38 758 850	153 681 268
277	Natural Abrasives	1 357 426	5 764 385	2 034 159	7 959 935
278	Other Crude Minerals	661 643 784	1 978 393 723	53 487 548	194 944 425
281	Iron Ore And Concentrates	444 741 985	3 249 461 573	61 832 097	373 520 467
282	Waste And Scrap Metal Of Iron/steel	92 038 898	419 624 687	51 105 374	226 476 900
283	Copper Ores And Concentrates	73 611	1 093 209	9 035	198 107
284	Nickel Ores And Concentrates	5 262 546	5 262 721	268 894	273 623
285	Aluminium Ores And Concentrates	33 379 712	131 120 347	16 195 135	69 476 589
287	Ores And Concentrates Of Basemetals	43 918 088	408 563 532	10 023 492	87 537 496
288	Non-ferrous Base Metal Waste And Scraps	10 879 204	49 607 053	25 100 813	104 270 046
289	Ores And Concentrates Of Precious Metals; Waste,scraps	0	62	0	616
291	Crude Animal Materials	4 602 121	17 510 690	15 603 791	47 311 389
292	Crude Vegetable Materials	2 153 768	8 794 389	13 847 698	54 661 869
321	Coals, Pulverized Or Not	876 092 982	3 088 860 835	316 456 206	966 476 773
322	Briquettes, Lignite And Peat	21 590	142 776	10 398	76 247
325	Coke And Semi Coke Of Coal/lignite/peat	87 475 612	203 833 269	36 453 620	85 872 989
333	Petroleum Oil, Crude	1 534 525 187	4 379 535 871	1 222 110 128	3 032 595 066
334	Petroleum Products, Refined	1 959 818 651	8 070 896 712	2 016 696 095	7 437 026 902
335	Residual Petroleum Products, And Related Materials	121 597 138	358 122 048	82 805 176	220 674 326
342	Liquefied Propane And Butane	541 266 356	2 202 358 101	504 662 430	1 796 382 767
344	Petroleum Gases And Other Gas	7 232 254	19 659 123	7 591 368	18 141 729
351	Electric Currents	2	7	3 981 499	16 620 214
411	Animal Oils And Fats	1 095 018	3 475 968	2 498 671	7 207 636
421	Fixed Vegetable Fats And Oils Soft,crude,refined Or Fractioned	4 309 513	20 506 822	10 019 236	44 087 824
422	Fixed Vegetable Fats And Oils Solid,crude,refined Or Fractioned	16 574 825	33 746 258	37 300 029	72 808 869
431	Animal And Vegetable Oil; Fat Processed And Their Wax	1 454 136	7 178 631	3 964 288	17 001 513
511	Hydrocarbon And Their Halogenated, Nitrated Derivatives	181 182 399	696 223 184	241 634 675	805 245 098
512	Alcohols,phenols,phenol-alcohols And Their Halogenated	171 385 927	630 769 203	130 762 835	497 876 110
513	Carboxylic Acids,and Their Anhydrides,halides,peroxides	54 707 561	232 778 347	101 494 849	436 566 717
514	Nitrogen-function Compounds	33 781 697	131 559 156	91 955 798	375 970 593
515	Organo-inorganic And Heterocyclic Compounds	20 619 048	91 625 880	111 347 684	491 127 479
516	Other Organic Chemicals	9 631 288	58 143 810	33 169 835	173 208 277
522	Inorganic Chemical Elements, Oxides And Halogen Salts	177 242 240	611 689 667	118 299 389	490 355 823
523	Metallicsalts And Peroxysalts	224 065 287	701 776 414	98 456 335	326 862 019
524	Other Inorganic Chemicals;chemical Compound Of Precious Metal	4 560 314	17 192 445	15 057 060	60 333 798
525	Radioactive And Associated Materials	10 686	91 027	691 063	1 786 717
531	Synthetic Organic; Colouring Matter	5 584 043	25 584 710	39 549 456	178 238 642
532	Dyeing/tanning Extracts And Synthetic Tanning Materials	397 959	2 384 786	1 478 078	7 839 420
533	Pigments, Paints, Varnishes, And Related Materials	29 400 866	134 294 866	93 354 392	402 421 162
541	Medicinal And Pharmaceutical Products	2 776 914	9 793 992	88 370 146	558 367 427
542	Medicaments, Including Veterinary Medicaments	1 901 082	7 655 192	59 400 244	235 414 176
551	Essential Oils, Perfumes, And Flavour Materials	3 845 019	14 755 253	64 471 960	242 314 097
553	Perfumery, Cosmetics, And Toilet Preparations	4 970 597	17 151 183	48 675 029	182 543 937
554	Soap,cleansing And Polishing Preparations	13 475 707	63 236 969	34 981 453	147 352 033
562	Fertilizers, Manufactured	484 135 182	2 229 282 543	226 996 759	1 061 751 894
571	Polymers Of Ethylene In Primary Forms	90 798 797	422 080 793	156 892 680	701 380 444
572	Polimers Of Styrene In Primary Forms	19 984 178	81 354 177	41 140 505	166 976 191
573	Polimers Of Vinyl Chloride In Primary Forms	8 668 721	32 783 006	20 369 626	78 043 385
574	Poliacetals And Polycarbons In Primary Forms	59 022 629	225 085 457	115 128 422	465 110 649
575	Other Plastics In Primary Forms	153 907 508	673 592 840	315 817 687	1 315 118 030
579	Waste And Scrap Of Plastics	21 192 290	74 952 292	12 433 327	42 838 792
581	Tubes, Pipes, And Hoses Of Plastics	4 071 389	14 355 605	19 540 379	78 033 511
582	Plates, Sheets, And Film Of Plastics	50 609 288	205 692 404	142 843 234	614 508 139
583	Monofilament And Rod Of Plastics	908 461	3 832 286	2 913 943	11 832 044
591	Disinfectants, Insecticides, And Fungicides Put In Forms	5 832 098	32 991 915	50 144 126	233 178 543
592	Starches, Inulin, And Wheat Glutenal Buminoidal Subtances; Glues	88 807 691	280 029 792	88 989 161	317 875 871
593	Explosive And Pyrotechnic Products	2 400 087	5 530 716	10 299 180	21 985 961

https://www.bps.go.id

I-2. IMPOR MENURUT GOLONGAN BARANG SITC / *IMPORT BY SITC COMMODITY GROUPS*
***** APRIL/*APRIL* 2022 *****

SITC	Uraian golongan barang/*Group description*	Berat bersih/*Net weight* (Kg)		Nilai/*Value CIF* (US$)	
		Bulan ini Current month	*Kumulatif Cum. Jan. to date*	*Bulan ini Current month*	*Kumulatif Cum. Jan. to date*
597	Additive For Mineral Oils	11 036 787	43 201 919	41 254 236	158 959 070
598	Miscellaneous Chemical Products	89 276 621	401 831 420	199 696 099	867 174 713
599	Residuall Products Of The Chemical Or Allied Industries, N.e.s	398	402	1 685	2 183
611	Leathers	4 038 637	17 146 998	44 054 487	172 248 455
612	Manufactures And Composition Leathers	109 139	335 831	1 148 969	5 803 218
613	Furskins, Tanned Or Dressed	5 964	16 051	277 661	957 185
621	Materials Of Rubber	3 543 642	16 632 756	22 465 597	100 737 399
625	Rubber Tyre,tyre Cases,tyre Treads,inner Tubes, And Tyre Flaps	21 554 816	84 722 597	80 839 326	297 085 969
629	Articles Of Rubbers	7 124 384	23 020 986	42 456 908	179 779 893
633	Cork Manufactures	343 532	594 204	1 463 176	3 980 495
634	Veneers,plywood,improved/reconstituted Wood Worked	30 586 721	109 906 651	21 862 234	84 459 112
635	Wood Manufactures	2 920 466	9 910 194	3 967 684	14 919 633
641	Papers And Paperboards	75 582 927	289 580 872	103 915 892	388 970 095
642	Paper And Paperboard Cut To Size/shape And Article Of Papers	14 098 355	58 246 973	44 560 688	180 510 726
651	Textile Yarns	23 941 626	108 050 595	75 242 648	338 856 673
652	Cotton Fabrics, Woven	6 251 684	30 186 712	60 293 536	266 936 418
653	Fabrics, Woven, Of Man-made Fibres	19 434 664	92 320 520	117 163 706	548 544 985
654	Textile Fabrics, Woven, Other Than Of Cotton Or Man-made Fibres	548 256	4 154 614	7 611 044	52 558 252
655	Knitted Or Crochetted Fabrics	19 132 546	84 843 523	170 844 693	731 523 698
656	Tulle,lace,enbroidery,ribbons,trimmings And Other Small Wares	1 377 153	6 454 917	25 576 037	108 510 793
657	Special Yarns,textile Fabrics	20 450 444	87 410 380	119 655 765	474 575 081
658	Made-up Articles, Wholly/chiefly Of Textile Materials	5 938 814	25 818 940	18 466 772	84 653 913
659	Floor Coverings	531 410	1 329 786	1 307 958	4 053 705
661	Lime,cement And Fabricated Construction Materials	31 337 096	140 144 086	11 063 696	42 317 637
662	Clay And Refactory Construction Materials	150 161 467	702 048 713	62 918 745	337 415 520
663	Mineral Manufactures	49 458 647	321 323 432	39 082 356	173 404 092
664	Glass	26 207 962	81 401 014	22 794 514	88 693 055
665	Glassware	14 319 148	55 664 780	20 014 517	78 511 200
666	Pottery	1 150 570	6 400 033	955 622	4 302 024
667	Pearl, Precious And Semi Precious Stones	6 364	18 447	4 453 022	16 380 468
671	Pig Iron,spiegeleisen,sponge Iron, And Ferro-alloys	204 859 069	909 733 590	326 373 103	1 410 444 076
672	Ingots And Other Iron/steel In Primary Forms	338 147 103	1 248 848 826	235 043 494	874 797 073
673	Flat Rolled Products, Not Clad	142 083 017	647 478 554	147 073 017	661 547 922
674	Flat Rolled Products, Clad Or Plated	52 250 966	310 854 238	73 884 817	411 400 529
675	Flat Rolled Products And Alloy Steels	134 916 958	586 419 135	166 574 472	732 160 397
676	Iron/steel Bars, Rods, Angels, Shaped And Sections	94 346 192	387 256 201	110 603 199	454 597 254
677	Rail/railway And Tractor Construction Of Iron/steel Materials	1 470 910	3 668 441	3 758 262	8 296 141
678	Wire Of Iron/steel	12 095 533	48 487 041	22 252 911	92 761 193
679	Tubes, Pipes, Hollow Profile, Pipe Fitting Of Iron/steel	58 305 805	211 719 733	123 550 385	513 361 954
681	Silver, Platinum, And Other Metal Of The Platinum Groups	10 419	73 925	4 444 113	15 798 297
682	Copper	14 003 017	53 282 547	121 500 554	482 186 021
683	Nickel	173 093	1 174 658	4 506 121	25 182 207
684	Alumunium	39 199 295	169 522 441	149 204 484	640 154 720
685	Lead	4 395 502	19 310 346	11 194 746	47 879 471
686	Zinc	10 854 555	48 263 907	42 201 100	175 425 299
687	Tin	97 111	227 880	3 675 732	9 392 277
689	Miscellaneous Non-ferrous Basemetals Employed In Metallurgy	107 099	743 045	8 363 624	31 512 444
691	Structuctures And Parts Of Iron/steel Or Aluminium	19 918 341	79 869 924	36 039 934	158 751 549
692	Metal Containers For Storage And Transportations	4 226 953	16 937 832	15 092 339	64 074 820
693	Wire Products And Fencing Grills	6 251 908	27 272 449	13 187 585	59 904 759
694	Nails, Screws, Nuts, Bolts, Rivets Of Iron/steel Or Copper	10 331 324	45 810 891	53 404 834	226 162 164
695	Tools For Used In The Hand Or In Machines	5 596 257	27 408 221	48 486 881	235 924 068
696	Cutlery	2 687 676	10 840 953	8 730 295	36 860 530
697	Household Equipment Of Base Metals	7 305 248	23 309 822	21 825 961	73 551 481
699	Manufactures Of Base Metals	33 578 209	138 707 325	144 321 841	561 696 479
711	Steam And Other Vapour Generating Boilers And Parts	10 108 977	53 269 554	57 670 810	306 606 578
712	Steam Or Other Generating Boilers And Parts	2 542 905	13 215 853	16 834 534	58 446 271
713	Internal Combustion Piston Engines And Parts	12 277 693	58 428 848	131 212 423	555 506 634
714	Engines And Motors, Non-electric And Parts	91 789	1 245 019	17 519 153	71 937 876
716	Rotating Electric Plants And Parts	16 679 090	72 713 148	120 941 375	470 827 016
718	Other Power Generating Machines And Parts	1 614 051	6 596 153	19 336 283	70 319 090
721	Agricultural Machinery And Parts	3 485 569	17 076 559	22 993 020	105 797 846
722	Tractors	1 018 638	3 278 970	7 220 058	23 581 123
723	Civil Engineering And Contractor Plants And Equipments/parts	64 009 012	275 817 302	314 918 912	1 314 685 653

https://www.bps.go.id

I-2. IMPOR MENURUT GOLONGAN BARANG SITC / *IMPORT BY SITC COMMODITY GROUPS*
***** APRIL/*APRIL* 2022 *****

SITC	Uraian golongan barang/*Group description*	Berat bersih/*Net weight* (Kg)		Nilai/*Value CIF* (US$)	
		Bulan ini Current month	*Kumulatif Cum. Jan. to date*	*Bulan ini Current month*	*Kumulatif Cum. Jan. to date*
724	Textile/leather Machinery And Parts	5 915 193	27 721 612	60 150 828	266 620 429
725	Papermill/pulpmill Machinery And Paper Cutting Machines	1 947 866	9 744 765	23 510 268	178 712 202
726	Printing/book Binding Machinery And Parts	673 723	3 083 837	20 657 662	109 755 435
727	Food Processing Machines And Parts	3 919 799	21 028 010	28 776 310	165 959 057
728	Other Machines And Equipment Specialized For Particular Industry	19 210 913	106 984 383	163 016 142	802 535 175
731	Machine Tools By Removing Metal	1 425 420	7 163 019	13 127 265	78 366 508
733	Machine Tool For Working Metals	1 249 365	8 273 741	9 468 609	55 387 237
735	Parts Of Machine Tools	369 970	2 199 393	9 367 723	49 154 676
737	Metalworking Machinery And Parts	9 539 596	36 759 752	38 137 031	205 479 032
741	Heating And Cooling Equipments And Parts	75 295 331	276 032 160	330 014 292	1 186 740 441
742	Pumps For Liquid And Parts	8 166 494	35 475 277	79 863 077	336 220 913
743	Pumps, Compressors, Fans, Blowers, Centrifuges, And Parts	21 612 158	79 224 656	154 656 962	598 151 520
744	Mechanical Handling Equipments And Parts	47 628 793	126 154 046	151 373 259	506 259 131
745	Other Non-electical Machinery, Tools, And Mechanical Apparatus	6 732 669	26 926 921	76 266 073	287 499 505
746	Ball Or Roller Bearings	5 229 265	22 454 071	47 855 741	204 834 639
747	Taps, Cocks, And Valves For Pipes	6 475 003	29 330 745	97 746 348	379 917 328
748	Transmission Shafts And Cranks	9 629 237	40 824 801	73 025 334	300 769 462
749	Non-electric Parts And Accessories Of Machineries	3 248 209	14 134 543	57 634 684	217 416 133
751	Office Machines	2 634 174	9 458 328	54 556 611	197 362 935
752	Automatic Data Processing Machines And Their Units	2 283 773	11 216 038	210 847 328	1 241 855 889
759	Parts And Accessories For Machine Of Heading 751 Or 752	1 167 121	4 540 718	32 299 305	116 472 506
761	Television Receivers	1 071 073	4 595 453	43 700 714	197 246 643
762	Radio Broadcast Receivers	212 972	986 838	12 197 359	48 328 501
763	Sound Recorders Or Reproducers	192 352	739 695	12 969 854	25 379 422
764	Telecomunication Equipments And Parts	19 942 162	65 180 258	745 878 553	2 955 641 228
771	Electric Power Machinery And Parts	7 837 843	27 500 273	84 564 952	311 418 079
772	Electrical Apparatus For Making And Breaking Electrical Circuits	21 075 928	73 024 595	315 773 697	1 051 761 374
773	Equipment For Distributing Electricity	12 476 575	47 934 922	118 525 135	433 065 754
774	Electrical Apparatus For Medical Purposes And Radiological Appar	142 894	628 702	20 725 035	78 900 934
775	Household Type, Electrical/non-electrical Equipments	11 428 677	49 751 276	72 147 675	300 101 249
776	Thermionic, Cold Cathode, And Photo Cathode Valves/tubes	5 105 712	12 586 090	456 617 017	1 620 768 588
778	Electrical Machinery And Apparatus	20 498 998	97 472 564	221 630 005	1 046 349 362
781	Passengger Motor Cars	6 776 132	22 164 948	106 748 331	321 126 637
782	Motor Vehicle For The Transportation Of Goods	26 852 347	136 977 447	230 830 647	989 818 805
783	Road Motor Vehicles	937 152	4 166 680	11 850 689	40 460 446
784	Parts And Accessories Of The Motor Vehicles	30 854 687	139 049 421	301 094 643	1 370 807 006
785	Motorcycles, Scooters, And Other Cycles Motorized/non Motorize	16 139 178	69 736 876	81 775 373	360 048 020
786	Trailers And Other Vehicles, Not Motorized	17 284 338	74 256 552	21 038 096	99 394 716
791	Railway Vehicles And Associated Equipments	338 713	3 547 943	6 123 165	33 416 770
792	Aircraft And Associated Equipments And Parts	109 427	258 858	38 802 542	84 237 377
793	Ships, Boats, And Floating Structures	5 029 274	142 936 510	26 522 250	203 764 887
811	Prefabricated Buildings	27 714 711	104 041 913	54 229 285	204 932 575
812	Sanitary, Plumbing, Heating, And Lighting Fixtures/fittings	1 996 246	7 999 102	3 335 439	12 812 706
813	Lighting Fixtures And Fittings	3 264 921	12 572 714	19 416 933	73 044 655
821	Furnitures And Parts	20 925 926	80 643 862	56 532 935	234 080 281
831	Travel Goods	5 050 744	19 644 579	31 134 750	127 555 386
841	Men's Coats/jackets, Not Knitted	191 871	1 050 508	5 789 768	27 852 414
842	Women's Coats/jacket, Not Knitted	238 494	1 077 401	8 759 048	35 870 533
843	Men's Coats/jackets, Knitted	185 788	893 553	3 246 138	14 714 430
844	Women's Coats/jackets, Knitted	348 741	1 529 298	3 510 715	18 109 463
845	Articles Of Apparel	1 017 302	4 461 897	13 485 853	68 157 575
846	Clothing Accessories Of Textiles Fabrics	616 839	2 249 848	5 932 167	23 279 728
848	Articles Of Apparel And Clothing Accessories Of Other Than Textile	2 383 598	9 374 394	16 010 465	65 419 812
851	Footwears	9 539 109	41 811 407	74 688 038	315 278 997
871	Optical Instrument And Apparatus	123 530	494 680	17 425 071	65 830 655
872	Medical Instruments And Appliances	2 391 962	10 926 436	55 155 006	222 609 385
873	Meters And Counters	656 861	2 967 543	16 970 826	83 141 808
874	Measuring, Checking, Analysing, And Controlling Instrument And A	4 203 600	16 615 687	119 115 591	520 104 026
881	Photographic Apparatus And Equipments	382 391	1 767 639	4 065 242	21 666 370
882	Photographic And Chinematographic Supplies	760 688	2 980 626	5 468 645	21 081 129
883	Cinematograph Film, Exposed And Developed	7	45	1 267	8 765
884	Optical Goods	734 259	2 824 912	18 776 301	71 884 672
885	Watches And Clocks	881 277	3 322 744	25 056 728	109 713 047
891	Arms And Ammunitions	52 404	737 892	16 623 509	88 371 805

https://www.bps.go.id

I-2. IMPOR MENURUT GOLONGAN BARANG SITC / *IMPORT BY SITC COMMODITY GROUPS*
***** APRIL/*APRIL* 2022 *****

SITC	Uraian golongan barang/*Group description*	Berat bersih/*Net weight* (Kg)		Nilai/*Value CIF* (US$)	
		Bulan ini *Current month*	*Kumulatif* *Cum. Jan. to date*	*Bulan ini* *Current month*	*Kumulatif* *Cum. Jan. to date*
892	Printed Matter	3 750 389	14 156 550	31 039 173	117 321 564
893	Article Of Plastics	35 512 337	131 938 832	119 273 079	484 698 624
894	Baby Carriages, Toys, Games, And Sporting Goods	9 057 397	29 904 353	36 229 957	133 369 073
895	Office And Stationery Supplies	3 841 514	14 897 102	22 480 081	88 420 619
896	Works Of Art, Collectors Pieces And Antiques	21 341	94 206	171 180	739 078
897	Jewellery, Goldsmith, Silversmith Wares, And Other Articles	449 791	2 386 441	5 272 580	26 967 789
898	Musical Instrument And Parts/accessories	1 294 401	5 759 241	45 355 971	162 703 016
899	Other Miscellaneous Manufactured Articles	8 874 517	34 037 821	50 224 349	192 761 408
961	Coin Not Being Legal Tender	1 728	7 814	3 164	27 826
971	Gold, Non-monetary	3 300	37 098	205 061 563	747 525 123
	TOTAL IMPORT	**15 311 997 567**	**59 371 996 888**	**19 757 449 353**	**76 569 482 308**

https://www.bps.go.id

I.3. IMPOR MENURUT KOMODITI / IMPORT BY HS COMMODITY
***** APRIL/*APRIL 2022* *****

H S	Uraian Komoditi/*Commodity Description*	Berat bersih/*Net weight* (Kg)		Nilai/*Value CIF* (US$)	
		Bulan ini *Current month*	Kumulatif *Cum. Jan. to date*	Bulan ini *Current month*	Kumulatif *Cum. Jan. to date*
01012900	Live horses, other than pure-bred breeding animals	13 000	30 502	128 733	358 100
01022100	Live cattle, pure-bred breeding animals	0	518 628	0	3 303 876
01022919	Live male cattle other than oxen	12 520 958	29 700 146	51 626 719	122 026 312
01022990	Live cattle, other than pure-bred breeding animals, other than male cattle	2 626 021	6 121 466	10 387 329	24 571 799
01023900	Live buffalo, other than pure-bred breeding animals	485 369	873 516	1 494 394	2 531 284
01041010	Live sheep, pure-bred breeding animals	2 107	9 463	41 262	194 783
01042010	Live goats, pure-bred breeding animals	7 438	28 393	145 622	516 013
01051110	Breeding fowls of the species gallus domesticus, weighing not more than 185 g	6 312	16 431	2 964 463	8 575 047
01061100	Live primates	0	204	0	1 961
01061400	Live rabbits and hares	8	8	1	1
01061900	Live mammals, other than in subheading 010611 to 010614	1 929	9 028	107 897	696 070
01062000	Live reptiles (including snakes and turtles)	1 269	10 378	41 579	250 485
01063100	Live birds of prey	0	30	0	2 719
01063200	Live psittaciformes (including parrots, parakeets, macaws and cockatoos)	0	76	0	2 270
01063900	Live birds, other than birds of prey, psittaciformes, ostriches, emus (dromaius novaehollandiae)	1 160	5 657	38 006	189 873
01069000	Live animals, other than in subheading 010611 to 010649	0	16	0	3 309
02012000	Other cuts with bone in meat of bovine animals, fresh or chilled	13 714	47 565	260 978	896 088
02013000	Boneless meat of bovine animals, fresh or chilled	514 227	901 521	5 964 332	11 054 473
02022000	Other cuts with bone in meat of bovine animals, frozen	2 774 157	9 973 164	6 757 066	22 766 466
02023000	Boneless meat of bovine animals, frozen	9 431 015	40 257 610	40 052 618	145 980 257
02031200	Hams, shoulders and cuts thereof, with bone in meat of swine, fresh or chilled	95	157	465	776
02031900	Meat of swine other than carcasses,half carcasses, hams, shoulders and cuts thereof, with bone in, fresh or chilled	15	141	351	2 145
02032200	Hams, shoulders and cuts thereof, with bone in meat of swine,	31 730	120 135	152 981	530 028
02032900	Meat of swine other than carcasses,half carcasses, hams, shoulders and cuts thereof, with bone in, frozen	344 183	922 400	1 571 418	4 161 127
02042100	Carcasses and half-carcasses meat of sheep, fresh or chilled	0	16 154	0	93 844
02042200	Other cuts with bone in meat of sheep, fresh or chilled	308	519	6 587	11 125
02043000	Carcasses and half-carcasses of lamb, frozen	1 041	57 999	9 454	336 955
02044100	Carcasses and half-carcasses meat of sheep, frozen	259 923	588 647	1 560 030	3 320 864
02044200	Other cuts with bone in meat of sheep, frozen	84 064	243 511	622 231	1 623 688
02044300	Boneless meat of sheep, frozen	54 535	203 749	656 732	2 064 240
02061000	Edible offal of bovine animals, fresh or chilled	753	4 123	16 217	59 370
02062100	Tongues of bovine animals, frozen	1 888 799	5 619 430	5 565 468	16 792 021
02062200	Livers of bovine animals, frozen	681 245	2 168 227	1 003 932	3 086 272
02062900	Edible offal of bovine animals other than tongues and livers, frozen	2 712 751	8 693 202	10 447 371	29 951 528
02063000	Edible offal of swine, fresh or chilled	184	347	1 014	1 983
02071200	Meat and edible offal of fowls of the species gallus domesticus, not cut in pieces, frozen	1 531	2 802	6 024	10 525
02071491	Mechanically deboned or separated meat of fowls of the species gallus domesticus, other than wings and thighs, frozen	1 299	2 819	5 601	10 821
02101100	Hams, shoulders and cuts thereof, with bone in meat of swine, salted, in brine, dried or smoked	0	21	0	106
02101930	Bacon, boneless hams meat of swine, salted, in brine, dried or	1 760	1 840	11 357	11 913
02102000	Meat of bovine animals, salted, in brine, dried or smoked	16	16	22	22
02109910	Freeze-dried diced chicken	0	23 041	0	83 731
02109990	Meat and edible meat offal, other than hs code 02101100 to 02109920 including edible flours and meals of meat or meat offal, salted, in brine, dried or smoked	19 892	38 488	180 847	328 075
03011110	Live fry freshwater ornamental fish	0	490	0	5 140
03011191	Live koi carp (cyprinus carpio) other than fry	10 491	24 052	189 897	486 112
03011192	Live goldfish (carassius auratus) other than fry	706	1 563	4 095	13 056
03011193	Live siamese fighting fish (beta splendens) other than fry	325	1 144	1 880	9 036
03011199	Live freshwater ornamental fish, other than HS code 03011191 to 03011195, other than fry	5 440	29 968	77 587	259 934
03011990	Live ornamental fish other than freshwater fish, other than fry	192	671	6 100	28 182
03019919	Live fry of milkfish and grouper, other than breeding	1 005	1 005	5 280	5 280

https://www.bps.go.id

I.3. IMPOR MENURUT KOMODITI / IMPORT BY HS COMMODITY
***** APRIL/*APRIL 2022* *****

H S	Uraian Komoditi/*Commodity Description*	Berat bersih/*Net weight* (Kg)		Nilai/*Value CIF* (US$)	
		Bulan ini *Current month*	Kumulatif *Cum. Jan. to date*	Bulan ini *Current month*	Kumulatif *Cum. Jan. to date*
03019936	Live Grouper other than leopard coral, brown-marbled, and humpback, other than fry	5 501	5 501	44 008	44 008
03021100	Trout (salmo trutta, oncorhynchus mykiss, oncorhynchus clarki, oncorhynchus aguabonita, oncorhynchus gilae, oncorhynchus apache and oncorhynchus chrysogaster), fresh or chilled	96 306	255 845	973 875	2 657 868
03021300	Pacific salmon (oncorhynchus nerka, oncorhynchus gorbuscha, oncorhynchus keta, oncorhynchus tschawytscha, oncorhynchus kisutch, oncorhynchus masou and oncorhynchus rhodurus), fresh or chilled	5	5	40	40
03021400	Atlantic salmon (salmo salar) and danube salmon (hucho hucho), fresh or chilled	287 133	906 811	4 256 535	11 482 673
03022100	Halibut (reinhardtius hippoglossoides, hippoglossus hippoglossus, hippoglossus stenolepis), fresh or chilled	57	241	907	4 162
03022900	Flat fish (pleuronectidae, bothidae, cynoglossidae, soleidae, scophthalmidae and citharidae) other than halibut, plaice, sole, turbots, fresh or chilled	235	623	3 542	9 820
03023300	Skipjack tuna (stripe-bellied bonito) (katsuwonus pelamis), fresh or chilled	31	132	691	1 885
03023500	Atlantic and pacific bluefin tunas (thunnus thynnus, thunnus orientalis), fresh or chilled	573	1 587	40 361	117 597
03024200	Anchovies (engraulis spp), fresh or chilled	5	64	3	1 301
03024300	Sardines (sardina pilchardus, sardinops spp), sardinella (sardinella spp), brisling or sprats (sprattus sprattus), fresh or chilled	123	352	2 175	6 426
03024400	Mackerel (scomber scombrus, scomber australasicus, scomber japonicus), fresh or chilled	174	445	2 278	6 277
03024500	Jack and horse mackerel (trachurus spp), fresh or chilled	145	595	2 587	12 002
03024900	Sardinella, brisling or sprats, indian mackerels, seerfishes, jacks, crevalles, silver pomfrets, pacific saury, scads, capelin, kawakawa, bonitos, marlins, sailfishes, spearfish, fresh or chilled	44	140	1 262	4 113
03025900	Fish of the families bregmacerotidae, euclichthyidae, gadidae, macrouridae, melanonidae, merlucciidae, moridae and muraenolepididae other than of hs 030251-030256, fresh or chilled	9	25	72	183
03027400	Eels (anguilla spp), fresh or chilled	104	333	2 850	10 265
03028200	Rays and skates (rajidae), fresh or chilled	110	140	1 076	1 419
03028400	Seabass (dicentrarchus spp), fresh or chilled	30	66	681	1 677
03028500	Seabream (sparidae), fresh or chilled	118	544	1 694	10 952
03028911	Grouper, fresh or chilled	1	23	6	211
03028916	Torpedo scads (megalaspis cordyla), spotted sicklefish (drepane punctata) and great barracudas (sphyraena barracuda), fresh or chilled	4	12	96	324
03028918	Mangrove red snappers (lutjanus argentimaculatus), fresh or chilled	119	338	1 186	3 761
03028919	Fresh or chilled marine fish, other than HS code 03028911 to 03028918	2 147	6 437	30 198	95 943
03028923	Silver grunts (pomadasys argenteus), fresh or chilled	32	121	741	3 147
03028927	Hilsa shad (tenualosa ilisha), fresh or chilled	26	75	322	923
03028929	Fresh or chilled fish other than marine fish, other than hs code 03028922 to 03028929	587	1 747	11 152	37 444
03029100	Livers, roes and milt, fresh or chilled	101	346	4 387	16 826
03031200	Pacific salmon (oncorhynchus gorbuscha, oncorhynchus keta, oncorhynchus tschawytscha, oncorhynchus kisutch, oncorhynchus masou and oncorhynchus rhodurus), frozen	210 299	469 685	1 047 069	2 583 433
03031300	Atlantic salmon (salmo salar) and danube salmon (hucho hucho), frozen	130 368	264 499	964 143	1 953 850
03031400	Trout (salmo trutta, oncorhynchus mykiss, oncorhynchus clarki, oncorhynchus aguabonita, oncorhynchus gilae, oncorhynchus apache and oncorhynchus chrysogaster), frozen	19 999	125 171	144 993	995 687
03032600	Eels (anguilla spp), frozen	9	63 441	120	123 642
03033100	Halibut (reinhardtius hippoglossoides, hippoglossus hippoglossus, hippoglossus stenolepis), frozen	25 602	25 602	144 395	144 395
03033900	Flat fish (pleuronectidae, bothidae, cynoglossidae, soleidae, scophthalmidae and citharidae) other than halibut, plaice, sole, turbots, frozen	155 000	203 000	296 379	394 586
03034100	Albacore or longfinned tunas (thunnus alalunga), frozen	115 191	312 740	354 211	946 314

https://www.bps.go.id

I.3. IMPOR MENURUT KOMODITI / IMPORT BY HS COMMODITY
*** APRIL/*APRIL 2022* ***

H S	Uraian Komoditi/*Commodity Description*	Berat bersih/*Net weight* (Kg)		Nilai/*Value CIF* (US$)	
		Bulan ini *Current month*	Kumulatif *Cum. Jan. to date*	Bulan ini *Current month*	Kumulatif *Cum. Jan. to date*
03034200	Yellowfin tunas (thunnus albacares), frozen	752 931	1 221 912	1 564 636	2 432 242
03034300	Skipjack tuna (stripe-bellied bonito) (katsuwonus pelamis), frozen	2 768 374	4 510 221	4 815 527	7 709 390
03034400	Bigeye tunas (thunnus obesus), frozen	109 959	221 212	180 819	419 152
03034510	Atlantic bluefin tunas (thunnus thynnus, thunnus orientalis), frozen	81	191	3 288	8 836
03035300	Sardines (sardina pilchardus, sardinops spp), sardinella (sardinella spp), brisling or sprats (sprattus sprattus), frozen	856 950	1 299 450	577 858	872 892
03035410	Mackerel (scomber scombrus, scomber australasicus), frozen	1 384 260	2 952 660	3 142 138	6 227 622
03035420	Pacific mackerel (scomber japonicus), frozen	2 854 707	21 312 973	3 024 432	21 811 310
03035500	Jack and horse mackerel (trachurus spp), frozen	49 989	240 159	59 987	411 848
03035700	Swordfish (xiphias gladius), frozen	0	181 429	0	594 781
03035910	Indian mackerels (rastrelliger kanagurta), island mackerels (rastrelliger faughni), frozen	126 000	599 710	200 952	859 267
03035990	Anchovies, brisling or sprats, scomberomorus spp, caranx spp, pacific saury, decapterus spp, capelin, euthynnusaffinis, sarda spp, marlins, sailfishes, istiophoridae, frozen	257 255	492 741	376 028	863 251
03036300	Cod (gadus morhua, gadus ogac, gadus macrocephalus), frozen	1 036 364	4 709 731	5 228 257	21 600 621
03036400	Haddock (melanogrammus aeglefinus), frozen	651 166	1 440 760	2 343 660	5 293 574
03036700	Alaska pollock (theragra chalcogramma), frozen	229 000	904 782	353 020	1 282 320
03036900	Fish of the families bregmacerotidae, euclichthyidae, gadidae, macrouridae, melanonidae, merlucciidae, moridae and muraenolepididae other than of hs code 030336-030368, frozen	155	1 074	609	4 161
03038100	Dogfish and other sharks, frozen	0	60 246	0	80 148
03038914	Savalai hairtails (lepturacanthus savala), belanger's croakers (johnius belangerii), reeve's croakers (chrysochir aureus) and bigeye croakers (pennahia anea), frozen	0	54 792	0	94 295
03038919	Frozen marine fish, other than HS code 03038911 to 03038918	22 393	385 589	168 499	849 838
03038923	Milkfish (chanos chanos), frozen	24 500	24 500	35 525	35 525
03038929	Frozen fish, other than marine fish, other than hs code 03038922 to 03038928	131 167	669 134	219 236	892 147
03039100	Livers, roes and milt, frozen	932	1 075	16 082	19 932
03039200	Shark fins, frozen	12 900	26 019	41 516	197 509
03039900	Heads, tails, maws and other edible fish offal other than shark fins, livers, roes and milt, frozen	0	1 100	0	16 500
03044900	Fresh or chilled fillets of other fish, other than in subheading 030431 to 030448	43 908	115 399	571 802	1 460 084
03046900	Frozen fillets of carp (cyprinus, carassius, ctenoph. idellus, hypophthalmichthys, cirrhinus, myloph. piceus, catla catla, labeo, oste. hasselti, lepto. hoeveni, megalobrama spp), eels, channa spp	0	3	0	70
03047100	Frozen fillets of cod (gadus morhua, gadus ogac, gadus macrocephalus)	0	7	0	33
03047400	Frozen fillets of hake (merluccius spp, urophycis spp)	0	7	0	33
03047500	Frozen fillets of alaska pollock (theragra chalcogramma)	2 000	2 007	8 350	8 383
03048100	Frozen fillets of pacific salmon(oncorhynchus nerka, oncor. gorbuscha, oncor. keta, oncor. tschawytscha, oncor. kisutch, oncor. masou, oncor. rhodurus), atlantic salmon (salmo salar) and danube salmon	123 549	226 913	468 417	1 169 476
03048300	Frozen fillets of flat fish (pleuronectidae, bothidae, cynoglossidae, soleidae, scophthalmidae and citharidae)	212 776	686 967	283 695	1 023 425
03048700	Frozen fillets of tunas (of the genus thunnus), skipjack tuna (stripe-bellied bonito) (katsuwonus pelamis)	21 112	131 081	52 194	860 174
03048910	Frozen fillets of mahi-mahi (coryphaena hippurus)	6 384	6 384	10 190	10 190
03048990	Frozen fillets of other fish, other than HS code 03048100 to 03048910	1 638	25 949	2 797	140 500
03049910	Frozen of surimi (minced fish meat)	699 600	699 600	1 181 566	1 181 566
03049990	Frozen other fish meat (whether or not minced) of other fish, other than HS code 03049100 to 03049910	53 925	782 949	139 845	1 030 675
03052090	Livers, roes and milt of fish, smoked, dried, salted or in brine, other than freshwater fish, dried, salted or in brine	0	2	0	18
03053999	Fish fillets of fish other than freshwater and marine fish n.e.c in heading 0305, dried, salted or in brine, but not smoked	0	40	0	225

https://www.bps.go.id

I.3. IMPOR MENURUT KOMODITI / IMPORT BY HS COMMODITY
*** APRIL/*APRIL 2022* ***

H S	Uraian Komoditi/*Commodity Description*	Berat bersih/*Net weight* (Kg)		Nilai/*Value CIF* (US$)	
		Bulan ini *Current month*	Kumulatif *Cum. Jan. to date*	Bulan ini *Current month*	Kumulatif *Cum. Jan. to date*
03054100	Smoked fish, including fillets, other than edible fish offal of pacific salmon, atlantic salmon (salmo salar) and danube salmon (hucho hucho)	6 087	6 092	129 680	129 817
03055200	Dried fish, oth than edible fish offal, w.o.n salted but not smoked of tilapias (oreochromis), catfish (pangasius, silurus, clarias, ictalurus spp), carp, eels , nile perch and snakeheads (channa)	0	15	0	117
03055921	Dried fish, other than edible fish offal, whether or not salted but not smoked of anchovies (stolephorus spp, coilia spp, setipinna spp, lycothrissa spp, thryssa spp and encrasicholina spp)	0	15 885	0	17 472
03055990	Dried fish, other than edible fish offal, whether or not salted but not smoked of other fish other than marine fish	0	2	0	49
03057190	Shark fins, salted or in brine	0	230	0	2 308
03057219	Dried, salted or in brine, smoked of fish maws of other than cod	0	5 700	0	122 460
03061411	Soft shell crabs, frozen, smoked	37 000	185 000	231 250	1 135 450
03061419	Crab other than soft shell crabs, frozen, smoked	122 760	2 401 601	1 282 806	16 028 791
03061491	Swimming crabs (crabs of the family portunidae), frozen, other than smoked	407 429	407 429	2 039 205	2 039 205
03061493	Snow crabs (crabs of the family origoniidae), frozen, other than smoked	18 371	18 371	417 150	417 150
03061499	Crab other than swimming crabs, king crabs, and snow crabs, frozen, other than smoked	259 788	259 788	3 499 785	3 499 785
03061600	Cold-water shrimps and prawns (pandalus spp, crangon crangon), frozen	21 270	157 226	73 726	658 543
03061711	Giant tiger prawns (penaeus monodon), frozen, headless	69 288	187 716	585 535	1 565 900
03061719	Giant tiger prawns (penaeus monodon), frozen, other than headless	0	6 400	0	110 903
03061722	Whiteleg shrimps (litopenaeus vannamei), frozen, headless, without tail	13 700	13 700	168 200	168 200
03061729	Whiteleg shrimps (litopenaeus vannamei), frozen, other than headless, with or without tail	2	6	18	70
03061790	Shrimps and prawns other than giant tiger prawns, whiteleg shrimps, and giant river prawns, frozen	325 353	606 528	2 958 648	5 481 673
03061900	Crustaceans not elsewhere classified in subheading 030611 to 030617, whether in shell or not , frozen	22 000	198 000	36 848	353 176
03063220	Lobsters (homarus spp), live, other than breeding	300	1 200	4 500	18 000
03063391	Crab other than blue crabs (callinectes spp) and snow crabs (crabs of the family oregoniidae), live	34	34	500	500
03063530	Cold-water shrimps and prawns (pandalus spp, crangon crangon), fresh or chilled	107	480	4 011	20 123
03063611	Giant tiger prawns (penaeus monodon), live, breeding	210	210	10 000	10 000
03063612	Whiteleg shrimps (litopenaeus vannamei), live, breeding	3 531	25 493	274 004	1 413 107
03063639	Other shrimps and prawns other than giant tiger prawns, whiteleg shrimps, and giant river prawns, fresh or chilled	53	90	1 337	1 728
03069329	Crabs, in airtight containers for retail sale, dried, salted or in brine	11	25 340	1 207	220 039
03069339	Crabs other than in airtight containers for retail sale, dried, salted or in brine	0	79	0	6 612
03069939	Crustaceans not elsewhere classified in subheading 030691 to 030695, whether in shell or not, other than in airtight containers for retail sale, dried, salted or in brine, cooked by steaming or by boiling in water	600	600	11 700	11 700
03071120	Oysters, fresh or chilled	774	2 281	10 553	30 379
03071200	Oysters, frozen	188	218	2 998	3 318
03071920	Oysters, dried, salted or in brine	4	4	4	4
03071930	Oysters, smoked	5	5	4	4
03072120	Scallops and other molluscs of the family pectinidae, fresh or chilled	211	611	7 992	19 759
03072200	Scallops and other molluscs of the family pectinidae, frozen	22 852	133 673	28 852	400 045
03073200	Mussels (mytilus spp, perna spp), frozen	0	8 357	0	27 757
03074221	Cuttle fish (sepia officinalis, rossia macrosoma, sepiola spp) and squid (ommastrephes spp, loligo spp, nototodarus spp, sepioteuthis spp), fresh or chilled	27	77	464	1 263
03074229	Cuttle fish and squid other than sepia officinalis, rossia macrosoma, sepiola spp, ommastrephes spp, loligo spp, nototodarus spp, sepioteuthis spp, fresh or chilled	9	21	27	66

https://www.bps.go.id

I.3. IMPOR MENURUT KOMODITI / IMPORT BY HS COMMODITY
*** APRIL/*APRIL 2022* ***

H S	Uraian Komoditi/*Commodity Description*	Berat bersih/*Net weight* (Kg)		Nilai/*Value CIF* (US$)	
		Bulan ini *Current month*	Kumulatif *Cum. Jan. to date*	Bulan ini *Current month*	Kumulatif *Cum. Jan. to date*
03074310	Cuttle fish (sepia officinalis, rossia macrosoma, sepiola spp) and squid (ommastrephes spp, loligo spp, nototodarus spp, sepioteuthis spp), frozen	398 771	963 689	1 017 815	2 746 703
03074390	Cuttle fish and squid other than sepia officinalis, rossia macrosoma, sepiola spp, ommastrephes spp, loligo spp, nototodarus spp, sepioteuthis spp, frozen	253 050	497 169	685 540	1 266 805
03074929	Cuttle fish and squid other than sepia officinalis, rossia macrosoma, sepiola spp, ommastrephes spp, loligo spp, nototodarus spp, sepioteuthis spp, dried, salted or in brine	0	2	0	48
03075120	Octopus (octopus spp), fresh or chilled	27	90	468	1 912
03075200	Octopus (octopus spp), frozen	19 835	28 924	28 484	92 911
03076020	Snails, other than sea snails, fresh, chilled or frozen	45	19 351	921	112 902
03077120	Clams, cockles and ark shells (families arcidae, arcticidae, cardiidae, donacidae,hiatellidae,mactridae, mesodesmatidae, myidae, semelidae, solecurtidae, solenidae,tridacnidae and veneridae), fresh/chilled	309	1 047	3 514	11 636
03077200	Clams, cockles and ark shells (families arcidae, arcticidae, cardiidae, donacidae, hiatellidae, mactridae, mesodesmatidae, myidae, semelidae, solecurtidae, solenidae, tridacnidae & veneridae), frozen	140 035	241 307	315 730	551 221
03078110	Abalone (haliotis spp), live	112	112	1 993	1 993
03078120	Abalone (haliotis spp), fresh or chilled	169	495	6 184	17 931
03078300	Abalone (haliotis spp), frozen	0	1	0	15
03079120	Molluscs, whether in shell or not, not elsewhere classified in subheadings 030711 to 030788, fresh or chilled	3	15	31	181
03081920	Sea cucumbers (stichopus japonicus, holothuroidea), dried, salted or in brine	15 050	25 090	193 410	307 264
03082120	Sea urchins (strongylocentrotus spp, paracentrotus lividus, loxechinus albus, echinus esculentus), fresh or chilled	347	1 021	42 293	138 513
03089040	Aquatic invertebrates other than crustaceans and molluscs, not elsewhere classified in subheadings 030811 to 030830, dried, salted or in brine	0	1	0	9
03091000	Flours, meals and pellets of fish, fit for human consumption	505	11 579	13 540	138 040
03099090	Flours, meals and pellets of other aquatic invertebrates, fit for human consumption	0	1	0	104
04011010	Milk and cream, not concentrated nor containing added sugar or other sweetening matter, of a fat content, by weight, not exceeding 1 %, in liquid form	16	26	82	466
04011090	Milk and cream, not concentrated nor containing added sugar or other sweetening matter, of a fat content, by weight, not exceeding 1 %, other than in liquid form	0	548	0	5 710
04012010	Milk and cream, not concentrated nor containing added sugar or other sweetening matter, of a fat content, by weight, exceeding 1 % but not exceeding 6%, in liquid form	87 107	374 390	107 454	579 005
04012090	Milk and cream, not concentrated nor containing added sugar or other sweetening matter, of a fat content, by weight, exceeding 1 % but not exceeding 6%, other thanin liquid form	0	25 383	0	20 298
04014010	Milk in liquid form, not concentrated nor containing added sugar or other sweetening matter, of a fat content, by weight, exceeding 6 % but not exceeding 10%	47 636	47 636	90 094	90 094
04015010	Milk and cream, not concentrated nor containing added sugar or other sweetening matter, of a fat content, by weight, exceeding 10 %, in liquid form	251 208	1 269 885	857 609	4 163 691
04015090	Milk and cream, not concentrated nor containing added sugar or other sweetening matter, of a fat content, by weight, exceeding 10 %, other than in liquid form	52 680	75 319	210 174	296 739
04021041	Milk & cream, in powder, granules/other solid forms, of a fat content, by weight, not exceeding 15 %, not containing added sugar/other sweetening matter, in containers of a net weight of 20 kg or more	19 096 875	66 362 854	71 734 965	237 608 081
04021049	Milk & cream, in powder, granules/other solid forms, of a fat content, by weight, not exceeding 15 %, not containing added sugar/other sweetening matter, in containers of a 2 kg < net weight < 20 kg	38 265	393 865	128 326	1 322 941

https://www.bps.go.id

I.3. IMPOR MENURUT KOMODITI / IMPORT BY HS COMMODITY
***** APRIL/*APRIL 2022* *****

H S	Uraian Komoditi/*Commodity Description*	Berat bersih/*Net weight* (Kg)		Nilai/*Value CIF* (US$)	
		Bulan ini *Current month*	Kumulatif *Cum. Jan. to date*	Bulan ini *Current month*	Kumulatif *Cum. Jan. to date*
04021091	Milk & cream, in powder, granules/other solid forms, of a fat content, by weight, not exceeding 15 %, containing added sugar or other sweetening matter, in containers of a net weight of 20 kg or more	372 950	4 842 875	1 433 191	17 237 801
04021092	Milk & cream, in powder, granules/other solid forms, of a fat content, by weight, not exceeding 15 %, containing added sugar or other sweetening matter, in containers of a net weight of 2 kg or	169	644	1 503	7 924
04021099	Milk & cream, in powder, granules/other solid forms, of a fat content, by weight, not exceeding 15 %, containing added sugar or other sweetening matter, in containers of a 2 kg < net weight < 20	62 929	100 601	547 093	993 360
04022120	Milk & cream, in powder, granules/other solid forms, of a fat content, by weight, exceeding 15 %, not containing added sugar or other sweetening matter, in containers of a net weight of 20 kg or	10 050 600	30 504 536	41 404 217	121 887 298
04022190	Milk & cream, in powder, granules/other solid forms, of a fat content, by weight, exceeding 15 %, not containing added sugar or other sweetening matter, in containers of a 2 kg < net weight < 20	124 325	240 028	481 463	905 510
04022990	Milk and cream, in powder, granules or other solid forms, of a fat content, by weight, exceeding 15 %, containing added sugar or other sweetening matter, in containers of a 2 kg < net weight < 20	12	16	155	251
04029100	Milk and cream, concentrated or containing added sugar or other sweetening matter, other than in subheading 040210 to 040221 , not containing added sugar or other sweetening matter	150 759	453 891	352 016	1 032 219
04029900	Milk and cream, concentrated or containing added sugar or other sweetening matter, other than in subheading 040210 to 040221, containing added sugar or other sweetening matter	1 988 115	6 284 381	2 612 157	7 513 741
04032011	Yogurt, in liquid form, whether or not condensed, flavoured or containing added fruits (including pulp and jams), nuts or cocoa	38 463	78 024	117 034	235 163
04032019	Yogurt, in liquid form, whether or not condensed, not flavoured or containing added fruits (including pulp and jams), nuts or cocoa	6 170	11 236	21 940	40 937
04032091	Yogurt, not in liquid form, whether or not condensed, flavoured or containing added fruits (including pulp and jams), nuts or cocoa	6 600	6 600	19 738	19 738
04032099	Yogurt, not in liquid form, whether or not condensed, not flavoured or containing added fruits (including pulp and jams), nuts or cocoa	6 840	20 164	34 119	108 625
04039010	Buttermilk	533 675	2 050 553	1 954 788	7 340 622
04039090	Curdled milk and cream, kephir and other fermented or acidified milk and cream, whether or not concentrated/containing added sugar/oth sweetening matter/flavoured/containing added fruit, nuts or cocoa	196 344	530 586	503 022	1 335 395
04041011	Whey, fit for human consumption, whether or not concentrated or containing added sugar or other sweetening matter, in powder	12 604 660	12 604 660	20 494 719	20 494 719
04041019	Modified whey, whether or not concentrated or containing added sugar or other sweetening matter, in powder form	50 018	35 225 185	52 634	54 977 165
04041091	Whey, fit for human consumption, whether or not concentrated or containing added sugar or other sweetening matter, not in powder	24 933	24 933	41 847	41 847
04041099	Modified whey, whether or not concentrated or containing added sugar or other sweetening matter, not in powder form	0	25 005	0	34 631
04049000	Products consisting of natural milk constituents, whether or not containing added sugar or other sweetening matter, not elsewhere specified or included	338 000	1 051 442	326 370	1 183 971
04051000	Butter	1 017 664	5 729 817	8 089 684	39 464 108
04052000	Dairy spreads	3 583	21 583	35 344	87 544
04059010	Anhydrous butterfat	560 000	2 143 590	3 752 643	13 902 283
04059020	Butteroil	47 680	79 680	481 731	778 077
04059090	Fats and oils derived from milk, other than anhydrous butterfat, butteroil, dan ghee	88 800	370 519	733 951	2 761 892
04061010	Fresh (unripened or uncured) cheese, including whey cheese	910 491	2 783 679	4 157 295	12 798 941
04061020	Curd	0	23 720	0	102 866
04062010	Grated or powdered cheese, of all kinds, in packages of a gross weight exceeding 20 kg	38 288	113 716	321 430	933 608
04062090	Grated or powdered cheese, of all kinds, other than in packages of a gross weight exceeding 20 kg	446 585	1 499 915	2 157 887	6 791 935
04063000	Processed cheese, not grated or powdered	532 651	1 357 710	3 017 831	7 298 821

https://www.bps.go.id

I.3. IMPOR MENURUT KOMODITI / IMPORT BY HS COMMODITY
***** APRIL/*APRIL 2022* *****

H S	Uraian Komoditi/*Commodity Description*	Berat bersih/*Net weight* (Kg)		Nilai/*Value CIF* (US$)	
		Bulan ini *Current month*	Kumulatif *Cum. Jan. to date*	Bulan ini *Current month*	Kumulatif *Cum. Jan. to date*
04064000	Blue-veined cheese and other cheese containing veins produced by penicillium roqueforti	370	2 115	3 819	27 490
04069000	Other cheese, not elsewhere classified in subheadings 040610 to 040640	1 112 622	4 285 706	5 948 011	21 040 658
04071110	Fertilised eggs for incubation of fowls of the species gallus domesticus, for breeding	599	1 198	18 755	37 997
04071190	Fertilised eggs for incubation of fowls of the species gallus domesticus, not for breeding	719	2 055	25 550	98 366
04071991	Fertilised eggs for incubation, other than of fowls of the species gallus domesticus and ducks, for breeding	0	3	0	108
04072100	Fresh eggs of fowls of the species gallus domesticus	0	1	0	67
04081100	Egg yolks, dried	64 600	248 125	358 211	1 327 102
04081900	Egg yolks, fresh, cooked by steaming or by boiling in water, moulded, frozen or otherwise preserved, whether or not containing added sugar or other sweetening matter	0	5 004	0	11 795
04089100	Birds' eggs, not in shell, other than egg yolks, dried	56 150	307 000	315 696	1 802 669
04089900	Birds' eggs, not in shell, other than egg yolks, fresh, cooked by steaming or by boiling in water, moulded, frozen or otherwise preserved, whether or not containing added sugar/other sweetening matter	0	10 000	0	20 900
04090000	Natural honey	266 954	1 551 618	1 377 281	8 048 688
04109010	Birds' nests	45	245	9 716	713 298
04109090	Edible products of animal origin, not elsewhere specified or included, other than birds' nests and turtles' eggs	2	1 562	40	100 895
05010000	Human hair, unworked, whether or not washed or scoured, waste of human hair	1 669	31 864	8 438	128 077
05021000	Pigs', hogs' or boars' bristles and hair and waste thereof	0	6 075	0	128 626
05029000	Badger hair and other brush making hair, waste of such bristles or hair	24 400	201 284	176 900	1 665 003
05051010	Duck feathers of a kind used for stuffing, down	205 786	493 297	10 102 128	23 929 337
05051090	Feathers of a kind used for stuffing, down, other than duck feathers	7 652	55 159	483 546	3 475 726
05059010	Duck feathers, other than of a kind used for stuffing, down	5 000	7 152	27 500	39 711
05059090	Skins and other parts of birds, powder and waste feathers and parts of feathers or parts of feathers, feathers and parts of faethers not elsewhere classified in 0505 skins & other parts of birds, with their feathers and parts of feathers (w.o.n with trimmed edges), powder and waste of feathers/parts of feathers, other than of a kind used for stuffing, down, other than duck feathers	3 769 716	13 644 824	3 151 277	11 133 295
05061000	Ossein and bones treated with acid	0	1	0	42
05069000	Bones and horn-cores, unworked, defatted, simply prepared (but not cut to shape), treated with acid or degelatinised, powder and waste of these products, other than ossein and bones treated with	0	50	0	2 058
05079090	Whalebone and whalebone hair, horns, antlers, hooves, nails, claws and beaks, unworked or simply prepared but not cut to shape, powder and waste of these products	0	9 000	0	5 879
05080020	Shells of molluscs, crustaceans or echinoderms	76 672	318 557	61 053	150 272
05100000	Ambergris,castoreum,civet & musk, cantharides, bile, w.o.n dried, glands & oth animal products used in the preparation of pharmaceutical products,fresh,chilled,frozen/otherwise provisionally preserved	1	8	229	1 324
05111000	Bovine semen	0	183	0	345 454
05119120	Artemia egg (brine shrimp egg)	30 925	89 355	1 058 530	3 116 938
05119130	Fish skin	75 700	589 940	100 956	828 322
05119190	Products of fish or crustaceans, molluscs or other aquatic invertebrates, dead animals of chapter 3, other than roes and milt, artemia egg, fish skin	0	16 952	0	166 601
05119910	Domestic animal semen	0	33	0	11 200
05119930	Natural sponges	0	26	0	369
05119990	Animal products not elsewhere specified or included, dead animals of chapter 1 or 3, unfit for human consumption, other than hs code 05111000 to 05119930	404 600	2 046 930	433 234	2 183 155

https://www.bps.go.id

I.3. IMPOR MENURUT KOMODITI / IMPORT BY HS COMMODITY
***** APRIL/*APRIL 2022* *****

H S	Uraian Komoditi/*Commodity Description*	Berat bersih/*Net weight* (Kg)		Nilai/*Value CIF* (US$)	
		Bulan ini *Current month*	Kumulatif *Cum. Jan. to date*	Bulan ini *Current month*	Kumulatif *Cum. Jan. to date*
06011000	Bulbs, tubers, tuberous roots, corms, crowns and rhizomes, dormant	104	56 467	16 705	147 607
06012010	Chicory plants	0	10	0	590
06012090	Bulbs, tubers, tuberous roots, corms, crowns and rhizomes, in growth or in flower	0	1	0	456
06021090	Unrooted cuttings and slips of other live plants (including their roots), other than orchids and rubber trees	22 755	143 638	2 576	145 780
06022000	Trees, shrubs and bushes, grafted or not, of kinds which bear edible fruit or nuts	375	603	19 931	45 041
06024000	Roses, grafted or not	0	5 386	0	127 627
06029010	Rooted orchid cuttings and slips	0	7 981	0	12 500
06029020	Orchid seedlings	16 024	82 824	221 511	1 120 538
06029050	Seedlings of the genus hevea	473	19 173	4 318	108 368
06029090	Other live plants (including their roots), root cuttings and slips, mushroom spawn	27 442	162 987	41 414	344 699
06031100	Cut flowers and flower buds of a kind suitable for bouquets or for ornamental purposes of roses, fresh	223	1 962	1 020	11 280
06031200	Cut flowers and flower buds of a kind suitable for bouquets or for ornamental purposes of carnations, fresh	33	1 129	127	4 881
06031300	Cut flowers and flower buds of a kind suitable for bouquets or for ornamental purposes of orchids, fresh	87	1 534	6 652	50 636
06031400	Cut flowers and flower buds of a kind suitable for bouquets or for ornamental purposes of chrysanthemums, fresh	708	787	9 564	9 832
06031500	Cut flowers and flower buds of a kind suitable for bouquets or for ornamental purposes of lilies (lilium spp), fresh	190	303	702	1 536
06031900	Cut flowers and flower buds of a kind suitable for bouquets or for ornamental purposes, other than roses, carnations, orchids, chrysanthemums, lilies (lilium spp), fresh	18 544	122 575	164 267	1 155 693
06039000	Cut flowers and flower buds of a kind suitable for bouquets or for ornamental purposes, dried, dyed, bleached, impregnated or otherwise prepared	2 591	13 604	24 628	118 950
06042010	Mosses and lichens, fresh	0	591	0	7 216
06042090	Foliage, branches and other parts of plants, without flowers or flower buds, and grasses, being goods of a kind suitable for bouquets or for ornamental purposes, fresh	108	9 484	411	57 178
06049010	Mosses and lichens, dried, dyed, bleached, impregnated or otherwise prepared	0	6 600	0	39 460
06049090	Foliage, branches & oth parts of plants,without flowers/flower buds,and grasses,being goods of a kind suitable for bouquets/for ornamental purposes,dried, dyed,bleached,impregnated/otherwise prepared	14 462	61 681	69 400	418 302
07011000	Potatoes seed, fresh or chilled	1 325 000	2 050 000	1 195 131	1 868 139
07019010	Chipping potatoes, fresh or chilled	17 160 320	31 843 130	7 622 789	13 611 836
07020000	Tomatoes, fresh or chilled	0	2	0	4 668
07031019	Onions, other than bulbs for propagation, fresh or chilled	14 240 410	41 141 301	9 345 752	25 566 431
07032090	Garlic, other than bulbs for propagation, fresh or chilled	63 858 000	79 605 000	73 290 034	92 403 526
07039090	Leeks and other alliaceous vegetables, other than bulbs for propagation, fresh or chilled	138	4 912	644	13 092
07041010	Cauliflowers, fresh or chilled	36 387	162 492	39 418	230 792
07041020	Headed broccoli, fresh or chilled	124 745	434 021	231 613	850 765
07041090	Other broccoli, fresh or chilled	11 431	11 431	26 603	26 603
07042000	Brussels sprouts, fresh or chilled	283	3 413	883	12 043
07049010	Round (drumhead) cabbages, fresh or chilled	216 400	925 200	155 940	653 391
07049030	Other cabbages, fresh or chilled	5 450	5 450	8 533	8 533
07049090	Kohlrabi, kale and similar edible brassicas, fresh or chilled	281 185	874 251	245 448	931 512
07051100	Cabbage lettuce (head lettuce), fresh or chilled	0	71	0	318
07051900	Lettuce (lactuca sativa), other than cabbage lettuce, fresh or chilled	1 169	4 645	5 315	22 418
07052100	Witloof chicory (cichorium intybus var foliosum), fresh or chilled	119	300	544	1 477
07061010	Carrots, fresh or chilled	0	1	0	28
07061020	Turnips, fresh or chilled	0	69	0	313
07069000	Salad beetroot, salsify, celeriac, radishes and similar edible roots, fresh or chilled	285	1 071	1 528	5 321
07070000	Cucumbers and gherkins, fresh or chilled	104	285	337	964

https://www.bps.go.id

I.3. IMPOR MENURUT KOMODITI / IMPORT BY HS COMMODITY
*** APRIL/*APRIL 2022* ***

H S	Uraian Komoditi/*Commodity Description*	Berat bersih/*Net weight* (Kg)		Nilai/*Value CIF* (US$)	
		Bulan ini *Current month*	Kumulatif *Cum. Jan. to date*	Bulan ini *Current month*	Kumulatif *Cum. Jan. to date*
07081000	Peas (pisum sativum), shelled or unshelled, fresh or chilled	5 613	183 772	11 154	110 419
07092000	Asparagus, fresh or chilled	0	105	0	1 178
07094000	Celery other than celeriac, fresh or chilled	99 920	263 406	170 720	530 376
07095100	Mushrooms of the genus agaricus, fresh or chilled	56 232	235 252	152 567	679 977
07095400	Shiitake (lentinus edodes), fresh or chilled	39 978	39 978	95 214	95 214
07095500	Matsutake (tricholoma matsutake, tricholoma magnivelare, tricholoma anatolicum, tricholoma dulciolens, tricholoma caligatum), fresh or chilled	13	13	21	21
07095920	Truffles, other than tuber spp, fresh or chilled	0	274 397	0	569 482
07095990	Mushrooms and truffles, other than HS code 07095100 to 07095920, fresh or chilled	461 755	910 793	1 312 714	2 864 544
07097000	Spinach, new zealand spinach and orache spinach (garden spinach), fresh or chilled	122	1 433	559	6 881
07099300	Pumpkins, squash and gourds (cucurbita spp), fresh or chilled	90	217	352	1 504
07099990	Vegetables, other than HS code 07092000 to 07099920, fresh or chilled	21 786	71 953	45 035	160 477
07102100	Peas (pisum sativum), shelled or unshelled, uncooked or cooked by steaming or boiling in water, frozen	54 251	76 651	78 988	106 838
07102200	Beans (vigna spp, phaseolus spp), shelled or unshelled, uncooked or cooked by steaming or boiling in water, frozen	60	92	119	182
07102900	Leguminous vegetables other than peas and bean, shelled or unshelled, uncooked or cooked by steaming or boiling in water,	0	21	0	18
07103000	Spinach, new zealand spinach and orache spinach (garden spinach), uncooked or cooked by steaming or boiling in water, frozen	13 004	17 305	36 268	49 759
07104000	Sweet corn, uncooked or cooked by steaming or boiling in water,	155 000	550 800	179 628	639 642
07108000	Vegetables, other than in subheading 071021 to 071040, uncooked or cooked by steaming or boiling in water, frozen	42 669	418 546	65 766	596 780
07109000	Mixtures of vegetables, uncooked or cooked by steaming or boiling in water, frozen	428 910	1 066 672	569 572	1 291 786
07112090	Olives, provisionally preserved other than by sulphur dioxide gas, but unsuitable in that state for immediate consumption	0	710	0	2 825
07114090	Cucumbers and gherkins, provisionally preserved other than by sulphur dioxide gas, but unsuitable in that state for immediate consumption	55	73	123	185
07115190	Mushrooms of the genus agaricus, provisionally preserved, but unsuitable in that state for immediate consumption, preserved other than by sulphur dioxide gas	156	260	352	709
07119020	Chillies (fruits of genus capsicum), provisionally preserved, but unsuitable in that state for immediate consumption	0	504	0	794
07119090	Vegetables, other than HS code 07112011 to 07119050, mixtures of vegetables, preserved other than by sulphur dioxide gas	8 162	16 322	8 717	17 417
07122000	Onions, dried , whole, cut, sliced, broken or in powder, but not further prepared	1 128 690	5 581 633	2 334 307	11 555 095
07123100	Mushrooms of the genus agaricus, dried , whole, cut, sliced, broken or in powder, but not further prepared	8 574	30 313	64 351	261 614
07123200	Wood ears (auricularia spp), dried , whole, cut, sliced, broken or in powder, but not further prepared	33 146	175 862	231 065	779 824
07123300	Jelly fungi (tremella spp), dried , whole, cut, sliced, broken or in powder, but not further prepared	17 092	64 744	108 895	404 115
07123400	Shiitake (lentinus edodes), dried , whole, cut, sliced, broken or in powder, but not further prepared	7 795	16 835	83 579	127 909
07123910	Truffles, dried , whole, cut, sliced, broken or in powder, but not further prepared	0	37 056	0	240 173
07123990	Mushrooms other than of the genus agaricus, dried , whole, cut, sliced, broken or in powder, but not further prepared	26 189	91 844	60 802	207 587
07129010	Garlic, dried , whole, cut, sliced, broken or in powder, but not further prepared	1 103 063	2 942 730	2 208 281	6 326 889
07129020	Sweet corn, dried , whole, cut, sliced, broken or in powder, but not further prepared	600	600	6 944	6 944
07129090	Vegetables, other than HS code 07122000 to 07129020, mixtures of vegetables, dried , whole, cut, sliced, broken or in powder, but not further prepared	667 968	1 103 216	242 369	1 262 089

https://www.bps.go.id

I.3. IMPOR MENURUT KOMODITI / IMPORT BY HS COMMODITY
***** APRIL/*APRIL 2022* *****

H S	Uraian Komoditi/*Commodity Description*	Berat bersih/*Net weight* (Kg)		Nilai/*Value CIF* (US$)	
		Bulan ini *Current month*	Kumulatif *Cum. Jan. to date*	Bulan ini *Current month*	Kumulatif *Cum. Jan. to date*
07131090	Peas (pisum sativum), dried, shelled, whether or not skinned or split, not suitable for sowing	243 700	5 096 425	157 863	2 569 155
07132090	Chickpeas (garbanzos), dried, shelled, whether or not skinned or split, not suitable for sowing	160 744	293 603	177 511	324 490
07133110	Beans of the species vigna mungo (l) hepper or vigna radiata (l) wilczek, dried, shelled, whether or not skinned or split, suitable for	0	25 000	0	20 100
07133190	Beans of the species vigna mungo (l) hepper or vigna radiata (l) wilczek, dried, shelled, whether or not skinned or split, not suitable for sowing	18 481 499	48 568 333	18 264 273	52 920 099
07133290	Small red (adzuki) beans (phaseolus or vigna angularis), dried, shelled, whether or not skinned or split, not suitable for sowing	0	88 500	0	149 757
07133310	Kidney beans, including white pea beans (phaseolus vulgaris), dried, shelled, whether or not skinned or split, suitable for sowing	20	35	71	113
07133390	Kidney beans, including white pea beans (phaseolus vulgaris), dried, shelled, whether or not skinned or split, not suitable for sowing	0	96 500	0	81 575
07133590	Cow peas (vigna unguiculata), dried, shelled, whether or not skinned or split, not suitable for sowing	795 000	1 350 406	731 288	1 290 328
07133990	Beans (vigna spp, phaseolus spp), other than HS code 07133110 to 07133590, shelled, whether or not skinned or split, not suitable for sowing	123 500	125 480	121 607	123 926
07134090	Lentils, dried, shelled, whether or not skinned or split, not suitable for sowing	1 654	16 403	1 380	18 726
07135090	Broad beans (vicia faba var major) and horse beans (vicia faba var equina, vicia faba var minor), dried, shelled, whether or not skinned or split, not suitable for sowing	857 320	6 136 900	602 219	4 145 507
07136090	Pigeon peas (cajanus cajan), dried, shelled, whether or not skinned or split, not suitable for sowing	0	2 729	0	3 128
07139090	Dried leguminous vegetables other than in subheading 071310 to 071360, shelled, whether or not skinned or split, not suitable for sowing	38 391	63 392	41 781	79 887
07143090	Yams (dioscorea spp), whether or not sliced or in the form of pellets, fresh, chilled, or dried	3 574	7 094	7 592	15 240
07144090	Taro (colocasia spp), whether or not sliced or in the form of pellets, fresh, chilled, or dried	82 000	166 000	66 758	197 899
07149011	Sago pith, frozen	2 640	3 830	6 336	9 192
07149019	Sago pith, fresh, chilled, or dried	39 544	100 516	75 137	202 926
07149099	Arrowroot, salep, jerusalem artichokes, and similar roots and tubers with high starch or inulin content, whether or not sliced or in the form of pellets, fresh, chilled, or dried	855	14 501	7 505	63 745
08011100	Coconuts, desiccated, fresh or dried, whether or not shelled or peeled	96 442	287 704	244 967	775 629
08011910	Young coconut, fresh or dried, whether or not peeled	170 433	484 063	246 241	710 629
08013100	Cashew nuts, in shell, fresh or dried, whether or not peeled	0	1 500	0	663
08013200	Cashew nuts, shelled, fresh or dried, whether or not peeled	422 875	1 839 325	1 244 326	5 882 387
08021210	Almonds, shelled, blanched, fresh or dried, whether or not peeled	33 112	33 112	217 530	217 530
08021290	Almonds, shelled, unblanched, fresh or dried, whether or not peeled	406 374	1 563 713	2 009 583	8 266 621
08022200	Hazelnuts or filberts (corylus spp), shelled, fresh or dried, whether or not peeled	8 150	21 840	69 275	170 647
08023100	Walnuts, in shell, fresh or dried, whether or not peeled	0	20 000	0	64 815
08023200	Walnuts, shelled, fresh or dried, whether or not peeled	20 000	41 536	136 000	255 421
08024200	Chestnuts (castanea spp), shelled, fresh or dried, whether or not peeled	2 339	9 510	5 430	18 986
08025100	Pistachios, in shell, fresh or dried, whether or not peeled	18 857	18 857	126 066	126 066
08025200	Pistachios, shelled, fresh or dried, whether or not peeled	1 361	24 111	27 300	305 758
08026200	Macadamia nuts, shelled, fresh or dried, whether or not peeled	0	423	0	6 611
08027000	Kola nuts (cola spp), fresh or dried, whether or not shelled or	16	16	26	26
08028000	Areca nuts, fresh or dried, whether or not shelled or peeled	0	17 000	0	47 382
08029900	Nuts, not elsewhere classified in heading 0801 and 0802, fresh or dried, whether or not shelled or peeled	25 000	43 606	10 000	17 737
08041000	Dates, fresh or dried	2 757 941	44 043 613	3 989 019	65 967 985
08042000	Figs, fresh or dried	3 000	15 169	21 900	58 212
08044000	Avocados, fresh or dried	5 240	18 841	43 870	127 699

https://www.bps.go.id

I.3. IMPOR MENURUT KOMODITI / IMPORT BY HS COMMODITY
*** APRIL/*APRIL 2022* ***

H S	Uraian Komoditi/*Commodity Description*	Berat bersih/*Net weight* (Kg)		Nilai/*Value CIF* (US$)	
		Bulan ini *Current month*	Kumulatif *Cum. Jan. to date*	Bulan ini *Current month*	Kumulatif *Cum. Jan. to date*
08045021	Mangoe, fresh	0	8	0	90
08051010	Oranges, fresh	1 967 299	4 146 812	3 509 121	7 826 464
08052100	Mandarins (including tangerines and satsumas), fresh or dried	15 793 515	57 922 143	25 136 302	90 080 885
08052900	Citrus fruit, wilkings and similar citrus hybrids, fresh or dried	0	8	0	65
08054000	Grapefruit and pomelos, fresh or dried	2 835	4 725	6 369	10 615
08055010	Lemons (citrus limon, citrus limonum, fresh or dried	815 320	2 743 350	1 543 022	5 249 808
08061000	Grapes, fresh	8 044 815	21 013 689	33 065 844	79 744 668
08062000	Grapes, dried	341 976	1 015 208	736 467	2 086 358
08081000	Apples, fresh	30 999 726	61 039 142	64 787 742	128 814 758
08083000	Pears, fresh	21 392 516	75 559 454	31 327 933	109 302 660
08091000	Apricots, fresh	0	2 250	0	14 134
08092900	Cherries other than sour cherries (prunus cerasus), fresh	480	172 902	10 265	3 501 491
08093000	Peaches, including nectarines, fresh	2 424	31 653	16 893	194 382
08094010	Plums, fresh	92 426	222 808	202 554	897 601
08094020	Sloes, fresh	0	23 774	0	36 000
08101000	Strawberries, fresh	14 309	85 443	256 389	1 730 837
08102000	Raspberries, blackberries, mulberries and loganberries, fresh	4 743	28 844	69 781	495 130
08104000	Cranberries, bilberries and other fruits of the genus vaccinium,	4 785	8 784	17 371	105 588
08105000	Kiwifruit, fresh	108 960	924 676	412 475	3 872 602
08107000	Persimmons, fresh	4 810	8 532	46 232	88 907
08109010	Longans, mata kucing, fresh	4 776 567	12 126 302	8 706 620	22 319 124
08109020	Lychees, fresh	0	2 530	0	39 410
08109060	Tamarinds, fresh	231 560	684 314	186 905	523 334
08109094	Pomegranate (punica spp), annona spp, syzygium spp, eugenia spp, marian plum(bouea spp), passiflora spp, cottonfruit (sandoricum spp), jujube (ziziphus spp) and tampoi or rambai (baccaurea spp), fresh	96 518	195 003	350 316	718 837
08109099	Other fruit, fresh, not elsewhere classified in heading 0803-0810	0	18 411	0	87 202
08111000	Strawberries, uncooked or cooked by steaming or boiling in water, frozen, whether or not containing added sugar or other sweetening matter	50 000	349 192	97 471	747 756
08112000	Raspberries, blackberries,mulberries, loganberries, black, white/red currants & gooseberries, uncooked/cooked by steaming/boiling in water, frozen, whether/not cont added sugar/other sweetening matter	8 612	22 612	52 601	81 985
08119000	Fruit and nuts, uncooked or cooked by steaming or boiling in water, frozen, whether or not containing added sugar or other sweetening matter, n.ec. in heading 0811	81 260	158 968	299 481	1 113 156
08131000	Apricots, dried	8 850	17 890	65 490	111 502
08132000	Prunes, dried	20 000	26 588	108 025	151 962
08134010	Longans, dried	1 500	1 500	3 482	3 482
08134020	Tamarinds, dried	204 000	627 705	120 225	353 511
08134090	Fruit dried, other than that of headings 0801 to 0806, other than apricots, prunes, apples, longans, tamarinds	11 444	118 594	21 694	361 942
08135020	Mixtures of which other nuts predominate by weight	12	12	11	11
08135030	Mixtures of which dates predominate by weight	12 999	31 548	13 830	28 363
08135090	Mixtures of nuts or dried fruits of this chapter, n.e.c in subheading 081350 predominate by weight	0	1	0	9
08140000	Peel of citrus fruit or melons (including watermelons), fresh, frozen, dried or provisionally preserved in brine, in sulphur water or in other preservative solutions	52	528	54	664
09011120	Arabica, not roasted, not decaffeinated	398 863	398 863	2 170 714	2 170 714
09011130	Robusta, not roasted, not decaffeinated	1 014 301	4 720 615	2 051 591	14 575 197
09011190	Coffee other than arabica and robusta, not roasted, not decaffeinated	53	310	380	5 245
09011220	Arabica or robusta, not roasted, decaffeinated	4	19 204	27	50 427
09011290	Coffee other than arabica or robusta, not roasted, decaffeinated	36	60	457	773
09012111	Arabica, roasted, unground, not decaffeinated	1 652	1 652	26 720	26 720
09012119	Coffee other than arabica and robusta , roasted, unground, not decaffeinated	11 110	248 254	156 182	2 494 588
09012120	Coffee, roasted, not decaffeinated, ground	12 575	71 021	229 713	768 073
09012210	Coffee, roasted, decaffeinated, unground	596	3 806	18 327	50 647
09012220	Coffee, roasted, decaffeinated, ground	300	2 219	11 372	52 670

https://www.bps.go.id

I.3. IMPOR MENURUT KOMODITI / IMPORT BY HS COMMODITY
*** APRIL/*APRIL 2022* ***

H S	Uraian Komoditi/*Commodity Description*	Berat bersih/*Net weight* (Kg)		Nilai/*Value CIF* (US$)	
		Bulan ini *Current month*	Kumulatif *Cum. Jan. to date*	Bulan ini *Current month*	Kumulatif *Cum. Jan. to date*
09019010	Coffee husks and skins	0	1	0	13
09019020	Coffee substitutes containing coffee	0	2	0	37
09021010	Leaves Green tea (not fermented) in immediate packings of a content not exceeding 3 kg, whether or not flavoured	916	9 730	42 614	149 581
09021090	Green tea (not fermented), other than leaves in immediate packings of a content not exceeding 3 kg, whether or not flavoured	40 135	168 947	271 965	1 416 956
09022010	Leaves green tea (not fermented), other than in immediate packings of a content not exceeding 3 kg, whether or not flavoured	380	24 460	993	217 077
09022090	Green tea (not fermented), other than leaves in immediate packings of a content not exceeding 3 kg, whether or not flavoured	452 022	1 254 442	1 066 409	2 808 302
09023010	Leaves black tea (fermented) and partly fermented tea, in immediate packings of a content not exceeding 3 kg, whether or not flavoured	3 199	7 964	53 074	165 078
09023090	Black tea (fermented) and partly fermented tea, other than leaves, in immediate packings of a content not exceeding 3 kg, whether or not flavoured	31 051	192 333	322 966	1 554 850
09024010	Leaves black tea (fermented) and partly fermented tea, other than in immediate packings of a content not exceeding 3 kg, whether or not flavoured	1 264	9 379	8 158	48 592
09024090	Black tea (fermented) and partly fermented tea, other than leaves, other than in immediate packings of a content not exceeding 3 kg, whether or not flavoured	499 796	2 361 031	609 924	4 207 982
09030000	Maté	0	3 785	0	26 595
09041120	Black pepper, neither crushed nor ground	663	1 372	21 499	44 150
09041190	Pepper, other than white pepper and black pepper, neither crushed nor ground	0	508	0	2 277
09041210	White pepper, crushed or ground	33 000	86 350	234 675	632 647
09041220	Black pepper, crushed or ground	16 157	27 207	123 821	178 913
09041290	Pepper, other than white pepper and black pepper, crushed or ground	7 966	18 640	40 784	74 555
09042110	Chillies (fruits of the genus capsicum), dried, neither crushed nor ground	2 514 214	4 556 306	6 782 679	11 766 659
09042190	Fruits of the genus capsicum or of the genus pimenta, other than chillies, dried, neither crushed nor ground	26	1 032	176	4 567
09042210	Chillies (fruits of the genus capsicum), crushed or ground	1 338 185	2 751 813	2 785 479	4 623 391
09042290	Fruits of the genus capsicum or of the genus pimenta, other than chillies, crushed or ground	671 031	2 195 110	1 719 214	5 273 989
09051000	Vanilla, neither crushed nor ground	17 246	207 663	487 444	5 607 444
09052000	Vanilla, crushed or ground	0	8 074	0	26 145
09061100	Cinnamon (cinnamomum zeylanicum blume), neither crushed nor ground	74 390	254 819	271 987	992 991
09061900	Cinnamon-tree flowers, neither crushed nor ground	37 184	146 190	445 122	818 477
09062000	Cinnamon and cinnamon-tree flowers, crushed or ground	54 280	184 175	211 665	725 607
09071000	Cloves (whole fruit, cloves and stems), neither crushed nor ground	1 997 522	9 332 151	15 851 322	73 692 485
09072000	Cloves (whole fruit, cloves and stems), crushed or ground	40	360	1 408	9 314
09081100	Nutmeg, neither crushed nor ground	1 600	15 800	19 200	146 514
09081200	Nutmeg, crushed or ground	4 000	28 449	28 080	203 824
09082200	Mace, crushed or ground	6 018	6 018	46 493	46 493
09083100	Cardamoms, neither crushed nor ground	7 800	22 501	41 480	109 174
09083200	Cardamoms, crushed or ground	40	40	2 969	2 969
09092100	Seeds of coriander, neither crushed nor ground	1 466 522	9 316 033	1 349 986	8 398 956
09092200	Seeds of coriander, crushed or ground	0	92 785	0	80 361
09093100	Seeds of cumin, neither crushed nor ground	138 250	499 316	275 905	964 861
09093200	Seeds of cumin, crushed or ground	643	2 685	5 606	17 787
09096110	Seeds of anise, neither crushed nor ground	59 440	237 627	140 958	593 336
09096130	Seeds of caraway, neither crushed nor ground	2 000	125 250	3 670	118 517
09096190	Juniper berries, neither crushed nor ground	134 825	662 025	121 108	960 923
09096230	Seeds of caraway, crushed or ground	0	120	0	577
09096290	Juniper berries, crushed or ground	0	647	0	3 893
09101100	Ginger, neither crushed nor ground	94 734	269 209	125 649	255 825
09101200	Ginger, crushed or ground	1 310	25 911	13 688	112 919
09102000	Saffron	139	254	48 924	108 893
09103000	Turmeric (curcuma)	190 026	808 341	318 378	1 310 830

https://www.bps.go.id

I.3. IMPOR MENURUT KOMODITI / IMPORT BY HS COMMODITY
*** APRIL/*APRIL 2022* ***

H S	Uraian Komoditi/*Commodity Description*	Berat bersih/*Net weight* (Kg)		Nilai/*Value CIF* (US$)	
		Bulan ini *Current month*	Kumulatif *Cum. Jan. to date*	Bulan ini *Current month*	Kumulatif *Cum. Jan. to date*
09109110	Curry, mixtures referred to in note 1(b) to this chapter	40	8 731	261	56 157
09109190	Spices other than curry, mixtures referred to in note 1(b) to this chapter	6 755	27 619	65 914	278 017
09109910	Thyme, bay leaves	30	16 109	460	53 345
09109990	Spices, not elsewhere classified in heading 0910, mixtures referred to in note 1(b) to this chapter	258 529	704 309	237 473	731 572
10019912	Wheat grain without extreme outer layer, other than seed, fit for human consumption	740 517 566	2 895 222 884	280 704 096	1 074 446 310
10019919	Wheat, other than durum wheat and wheat grain, other than seed, fit for human consumption	239 877 500	860 051 437	87 041 491	322 806 979
10019999	Wheat, other than durum wheat and wheat grain, other than seed, not fit for human consumption	2 425 680	40 695 410	809 815	14 881 851
10039000	Barley, other than seed	0	278 843	0	81 850
10049000	Oats, other than seed	0	3 603	0	12 245
10051000	Maize (corn), seed	560	34 937	2 586	262 880
10059010	Popcorn	1 089 506	4 752 929	806 809	3 506 637
10059091	Maize (corn), other than seed, fit for human consumption	80 675 000	80 675 000	26 705 834	26 705 834
10059099	Maize (corn), other than seed, not for human consumption	0	255 036 787	0	84 407 379
10061090	Rice in the husk (paddy or rough), not suitable for sowing	0	46	0	305
10063030	Glutinous rice, semi-milled or wholly milled rice, whether or not polished or glazed	1 150 000	1 400 000	560 000	682 000
10063099	Semi-milled or wholly milled rice, whether or not polished or glazed, other than hs code 10063030 to 10063091	875 048	891 050	477 626	525 116
10064090	Broken rice, other than of a kind used for animal feed	8 053 000	59 195 000	3 425 778	24 131 333
10082100	Millet, seed	45 000	112 820	33 075	85 108
10082900	Millet, other than seed	6 171 882	36 447 705	3 247 051	19 322 068
10083000	Canary seeds	684 000	3 217 370	702 931	3 505 145
10085000	Quinoa (chenopodium quinoa)	0	40 619	0	96 548
10089000	Other cereals	267	8 725	626	10 699
11010011	Wheat flour, fortified	0	464 747	0	313 959
11010019	Wheat flour, other than fortified	4 680 959	21 834 381	1 828 887	8 539 896
11010020	Meslin flour	20 300	61 365	18 044	50 321
11022000	Maize (corn) flour	25 200	33 465	20 500	40 236
11029010	Rice flour	0	37	0	433
11029020	Rye flour	0	110	0	523
11029090	Cereal flours, other than of wheat or meslin, other than rice flour or rye flour	82 501	181 346	156 059	270 167
11031300	Groats and meal of maize (corn)	774 000	3 699 595	305 046	1 408 401
11031920	Groats and meal of rice	0	22 000	0	7 480
11031990	Groats and meal of other cereal other than meslin or rice	1	1	26	26
11041200	Rolled or flaked grains of oats	517 311	2 154 406	383 235	1 776 224
11041990	Rolled or flaked grains of cereal, other than oats and maize (corn)	50	1 813	50	9 884
11042200	Other worked grains (for example, hulled, pearled, sliced or kibbled) of oats	1	2 001	43	1 540
11042300	Other worked grains (for example, hulled, pearled, sliced or kibbled) of maize (corn)	881	2 441	1 874	4 665
11042920	Other worked grains (for example, hulled, pearled, sliced or kibbled) of barley	10	1 247	17	3 537
11042990	Other worked grains (for example, hulled, pearled, sliced or kibbled) of other cereals, other than of barley	4 440	24 022	5 496	23 381
11043000	Germ of cereals, whole, rolled, flaked or ground	0	3 050	0	3 465
11051000	Flour, meal and powder of potatoes	0	8 208	0	9 191
11052000	Flakes, granules and pellets of potatoes	1 259 001	4 640 725	1 812 035	6 598 915
11061000	Flour, meal and powder of the dried leguminous vegetables of heading 0713	0	153	0	726
11062010	Flour, meal and powder of manioc (cassava)	0	2	0	25
11062090	Flour, meal and powder of roots or tubers of heading 0714, other than manioc (cassava)	8 055	86 855	90 925	714 083
11063000	Flour, meal and powder of the products of chapter 8	51 017	166 399	310 644	867 985
11071000	Malt, not roasted	2 257 397	6 852 091	1 170 336	3 479 701
11072000	Malt, roasted	33 189	83 883	30 277	72 641
11081100	Wheat starch	568 404	4 091 034	227 345	1 782 529
11081200	Maize (corn) starch	16 612 045	64 101 162	8 454 431	30 627 674

https://www.bps.go.id

I.3. IMPOR MENURUT KOMODITI / IMPORT BY HS COMMODITY
*** APRIL/*APRIL 2022* ***

H S	Uraian Komoditi/*Commodity Description*	Berat bersih/*Net weight* (Kg)		Nilai/*Value CIF* (US$)	
		Bulan ini *Current month*	Kumulatif *Cum. Jan. to date*	Bulan ini *Current month*	Kumulatif *Cum. Jan. to date*
11081300	Potato starch	1 955 925	7 318 000	1 579 340	5 766 906
11081400	Manioc (cassava) starch	45 436 225	94 107 989	24 532 501	49 625 770
11081910	Sago starches	2 569	16 380	5 963	25 988
11081990	Starches, other than wheat, maize, potato, manioc, and sago	1 906	159 982	2 132	121 303
11082000	Inulin	599 046	2 787 449	1 670 665	7 703 516
11090000	Wheat gluten, whether or not dried	294 000	1 410 773	353 900	1 909 620
12019000	Soya beans, whether or not broken, other than seed	319 849 413	910 463 401	222 454 527	583 457 778
12023000	Ground-nuts, not roasted or otherwise cooked, whether or not shelled or broken, seed	0	35	0	48
12024100	Ground-nuts, not roasted or otherwise cooked, whether or not shelled or broken, other than seed, in shell	275 185	1 009 923	364 082	1 303 884
12024200	Ground-nuts, not roasted or otherwise cooked, whether or not shelled or broken, other than seed, shelled, whether or not broken	30 130 521	153 301 132	38 537 526	195 904 439
12030000	Copra	567 150	1 485 440	150 475	394 115
12040000	Linseed, whether or not broken	8 000	61 342	12 512	81 751
12051000	Low erucic acid rape or colza seeds	0	1 247 320	0	1 127 055
12059000	Rape or colza seeds, whether or not broken, other than low erucic acid rape or colza seeds	0	320 731	0	286 917
12060000	Sunflower seeds, whether or not broken	568 250	4 068 468	794 577	5 682 590
12071010	Palm nuts suitable for sowing/planting	0	139	0	1 570
12071030	Kernels	0	1	0	28
12072900	Cotton seeds, other than seed	0	2	0	490
12074010	Sesamum seeds, edible	93 880	789 779	175 133	1 485 621
12074090	Sesamum seeds, not edible	563 348	4 113 300	928 459	7 400 061
12075000	Mustard seeds	46	46	1 351	1 351
12076000	Safflower (carthamus tinctorius) seeds	0	17 000	0	12 546
12077000	Melon seeds	0	26	0	807
12079950	Fresh fruit bunch of oil palm	0	28	0	251
12079990	Other oil seeds and oleaginous fruits, other than HS code 12071010 to 12079950, whether or not broken	140 880	1 058 034	108 365	698 635
12081000	Flours and meals of soya beans	68 968	118 035	512 122	760 398
12089000	Flours and meals of oil seeds or oleaginous fruits, other than those of mustard, other than of soya beans	250	1 259	7 284	18 847
12091000	Sugar beet seeds, of a kind used for sowing	0	1	0	70
12092200	Clover (trifolium spp) seeds, of a kind used for sowing	500	1 350	7 625	18 463
12092910	Timothy grass (phleum pratense) seeds, of a kind used for sowing	2 200	2 450	20 450	23 450
12092990	Seeds of forage plants, of a kind used for sowing, other than HS code 12092100 to 12092990	264	55 837	30 380	119 212
12099190	Vegetable seeds, other than onion seeds, of a kind used for sowing	34 452	275 931	1 133 746	3 859 645
12099990	Seeds, fruit and spores, other than HS code 12099110 to 12099930, of a kind used for sowing	0	26 200	0	164 614
12101000	Hop cones, neither ground nor powdered nor in the form of pellets	95	3 703	1 800	54 152
12102000	Hop cones, ground, powdered or in the form of pellets, lupulin	6 777	13 597	81 742	243 081
12112010	Ginseng roots, fresh or dried	1 502	1 502	3 747	3 747
12112090	Ginseng roots, chilled, frozen	26	579	86	5 412
12119012	Cannabis, in other forms, of a kind used primarily in pharmacy, fresh, chilled, frozen or dried	0	3	0	18
12119013	Rauwolfia serpentina roots, of a kind used primarily in pharmacy, fresh, chilled, frozen or dried	151 480	878 506	331 184	1 879 002
12119015	Liquorice roots, of a kind used primarily in pharmacy, fresh, chilled, frozen or dried	1 435	1 435	3 875	3 875
12119019	Plants and parts of plants (including seeds and fruits), of a kind used primarily in pharmacy, other than HS code 12119011 to 12119018	716	729	2 003	2 137
12119092	Pyrethrum, in other forms, fresh, chilled, frozen or dried	0	2 530	0	8 006
12119094	Sandalwood chips, fresh, chilled, frozen or dried	0	3 000	0	9 510
12119095	Agarwood (gaharu) chips, fresh, chilled, frozen or dried	0	9 322	0	21 395
12119098	Plants & parts of plants,of a kind used primarily in perfumery/for insecticidal,fungicidal/similar purposes,fresh,chilled,frozen/dried, in cut,crushed/powdered form, oth than HS code 12119091-12119097	67 457	233 034	356 227	1 216 313

https://www.bps.go.id

I.3. IMPOR MENURUT KOMODITI / IMPORT BY HS COMMODITY
*** APRIL/*APRIL 2022* ***

H S	Uraian Komoditi/*Commodity Description*	Berat bersih/*Net weight* (Kg)		Nilai/*Value CIF* (US$)	
		Bulan ini *Current month*	Kumulatif *Cum. Jan. to date*	Bulan ini *Current month*	Kumulatif *Cum. Jan. to date*
12119099	Plants & parts of plants,of a kind used primarily in perfumery/for insecticidal,fungicidal/similar purposes,fresh,chilled,frozen/dried, in cut,crushed/powdered form, oth than HS code 12119091-12119098	119 368	554 634	358 365	1 408 408
12122111	Eucheuma spinosum, dried but not ground	8 599	23 410	148 610	418 120
12122119	Seaweeds and other algae other than eucheuma spinosum, cottonii, and gracilaria spp, fit for human consumption, dried but not ground	15 600	17 524	23 712	77 023
12122190	Seaweeds and other algae other than eucheuma spinosum, cottonii, and gracilaria spp, fit for human consumption, fresh, chilled, frozen	69 828	215 630	1 365 895	4 243 614
12122919	Seaweeds and other algae, fresh, chilled or dried, of a kind used in dyeing, tanning, perfumery, or for insecticidal, fungicidal or similar purposes, not fit for human consumption	6	10 006	338	65 338
12122920	Seaweeds and other algae, fresh, chilled or dried, not of a kind not used in dyeing, tanning, perfumery, pharmacy, or for insecticidal, fungicidal or similar purposes, not fit for human consumption	0	3 025	0	39 325
12122930	Seaweeds and other algae, frozen, not of a kind not used in dyeing, tanning, perfumery, pharmacy, or for insecticidal, fungicidal or similar purposes, not fit for human consumption	0	2	0	37
12129200	Locust beans (carob), fresh, chilled, frozen or dried, whether or not ground	16 250	33 500	20 638	43 354
12129990	Fruit stones and kernels other than apricot, peach (including nectarine) or plum, of a kind used primarily for human consumption, not elsewhere specified or included	181 125	744 085	1 078 482	3 948 763
12130000	Cereal straw and husks, unprepared, whether or not chopped, ground, pressed or in the form of pellets	0	943 030	0	228 887
12149000	Swedes, mangolds, fodder roots, hay, lucerne (alfalfa), clover, sainfoin, forage kale, lupines, vetches and similar forage products, whether or not in the form of pellets	2 036 787	3 587 319	810 349	1 537 146
13012000	Gum arabic	139 983	350 390	426 962	1 146 395
13019040	Lac	75	17 482	5 262	47 492
13019090	Natural gums, resins, gum-resins and oleoresins, other than gum arabic and cannabis resins	3 234	31 798	198 433	421 242
13021190	Opium, other than pulvis opii	4 608	6 952	27 402	45 371
13021200	Vegetable saps and extracts of liquorice	45 433	135 974	542 637	2 139 293
13021300	Vegetable saps and extracts of hops	10 523	31 369	173 591	534 438
13021920	Extracts and tinctures of cannabis	250	256	27 675	28 320
13021940	Vegetable saps and extracts of pyrethrum or of the roots of plants containing rotenone	9 899	61 688	149 012	848 336
13021950	Japan (or chinese) lacquer (natural lacquer)	4 381	69 744	203 871	1 689 921
13021990	Vegetable saps and extracts, other then HS codes 13021110 to 13021950	38 886	163 438	1 322 226	6 215 219
13022000	Pectic substances, pectinates and pectates	39 138	173 362	521 621	2 512 956
13023100	Agar-agar	230	744	13 092	46 893
13023200	Mucilages and thickeners, whether or not modified, derived from locust beans, locust bean seeds or guar seeds	941 662	3 293 875	2 769 861	11 004 809
13023911	Carrageenan, powder, semi-refined	2 000	6 675	17 899	123 181
13023912	Carrageenan, powder, refined	147 400	334 000	2 384 184	4 564 044
13023913	Carrageenan, alkali treated carrageenan chips (atcc)	50	270	1 068	6 329
13023919	Carrageenan, other than powder and alkali treated carrageenan chips (atcc)	0	2 004	0	24 426
13023990	Mucilages and thickeners, whether or not modified, derived from vegetable products, other than HS code 13023100 to 13023919	112 653	652 228	533 181	4 739 192
14011000	Bamboos, a kind used primarily for plaiting	47 259	276 071	135 881	707 738
14012029	Rattans, a kind used primarily for plaiting, split-core, more than 12 mm in diameter	90	107	2 037	2 406
14012090	Rattans, a kind used primarily for plaiting, other than whole, split-core, and split-skin	0	1	0	29
14019000	Vegetable materials of a kind used primarily for plaiting (for example, reeds, rushes, osier, raffia, cleaned, bleached or dyed cereal straw, and lime bark), other than bamboos and rattans	0	544	0	9 954

https://www.bps.go.id

I.3. IMPOR MENURUT KOMODITI / IMPORT BY HS COMMODITY
*** APRIL/*APRIL 2022* ***

H S	Uraian Komoditi/*Commodity Description*	Berat bersih/*Net weight* (Kg)		Nilai/*Value CIF* (US$)	
		Bulan ini *Current month*	Kumulatif *Cum. Jan. to date*	Bulan ini *Current month*	Kumulatif *Cum. Jan. to date*
14049020	Vegetable products not elsewhere specified or included, of a kind used primarily in tanning or dyeing	0	670	0	3 424
14049030	Kapok	0	3	0	89
14049099	Vegetable products not elsewhere specified or included, other than HS code 14042000 to 14049092	28 462	168 784	22 334	285 468
15019000	Poultry fat, other than that of heading 0209 or 1503	64 894	249 461	104 369	400 652
15029090	Fats of bovine animals, sheep or goats, other than those of heading 1503, not edible, other than tallow	0	16	0	10
15030090	Lard oil, oleo-oil and tallow oil, not emulsified or mixed or otherwise prepared	0	1	0	42
15041090	Fish-liver oils and their fractions, other than solid fractions	30 420	136 823	55 877	233 263
15042010	Fats and oils and their fractions of fish, other than liver oils, solid fractions	50 410	78 158	753 643	1 281 391
15042090	Fats and oils and their fractions of fish, other than liver oils, other than solid fractions	857 791	2 763 520	1 339 379	4 380 047
15050010	Lanolin	5 250	52 090	59 053	508 218
15050090	Wool grease and fatty substances derived therefrom excluding lanolin	428	2 690	19 693	47 440
15060000	Other animal fats and oils and their fractions, whether or not refined, but not chemically modified	85 825	193 209	166 657	356 573
15071000	Crude oil, Soya-bean oil and its fractions, whether or not refined, but not chemically modified, whether or not degummed	0	1 331	0	13 990
15079010	Fractions of unrefined soya-bean oil	10 000	50 985	28 750	127 086
15079020	Refined, bleached and deodorised (rbd) soya-bean oil	1 031 528	1 031 528	1 961 860	1 961 860
15079090	Soya-bean oil and its fractions, other than HS code 15071000 to 15079020, whether or not refined, but not chemically modified	1 402 656	12 193 219	2 564 800	20 913 931
15081000	Crude oil of ground-nut oil and its fractions, whether or not refined, but not chemically modified	1 241	1 241	4 219	4 219
15089000	Ground-nut oil and its fractions, other than crude oil , whether or not refined, but not chemically modified	20	11 741	4 277	55 504
15092010	Extra virgin olive oil, in packings of a net weight not exceeding 30	50 526	642 976	251 945	3 530 604
15092090	Extra virgin olive oil, in packings of a net weight more then 30 kg	15 200	179 320	66 930	705 305
15093000	Virgin olive oil	16 680	16 680	68 043	68 043
15094000	Other virgin olive oils	3 071	3 071	17 959	17 959
15099011	Olive oil and its fractions, fractions of unrefined oil, in packings of a net weight not exceeding 30 kg	0	5 095	0	17 132
15099019	Olive oil and its fractions, fractions of unrefined oil, in packings of a net weight more than 30 kg	0	5 837	0	21 539
15099091	Olive oil and its fractions, fractions of refined oil, in packings of a net weight not exceeding 30 kg	0	1 636	0	10 234
15099099	Olive oil and its fractions, fractions of refined oil, in packings of a net weight more than 30 kg	8 135	112 938	93 452	659 678
15109090	Other oils and their fractions, obtained solely from olives, whether or not refined, but not chemically modified, including blends of these oils or fractions with oils or fractions of heading 1509, other than HS code 15101000 to 15109020	22 671	66 625	47 484	158 750
15111000	Crude palm oil	0	1	0	1
15119020	Refined palm oil	3	7 827	78	15 991
15119032	Solid fractions of palm oil, refined oil, but not chemically modified, with iodine value exceeding 40	1	21 616	1	48 186
15119036	Liquid fractions of palm oil, refined oil, but not chemically modified, in packing of a net weight not exceeding 25 kg	8 778	16 839	573 331	589 514
15119037	Liquid fractions of palm oil, refined oil, but not chemically modified, with iodine value 55 or more, but less than 60	4	82	42	2 501
15119039	Liquid fractions of palm oil, refined oil, but not chemically modified, other than hs code 15119036 to 15111037	0	47 111	0	87 422
15119042	Fractions of unrefined palm oil, but not chemically modified, with packing of a net weight not exceeding 25 kg	0	1 250	0	6 082
15119049	Fractions of unrefined palm oil, other than solid fractions, but not chemically modified, with packing of a net weight more than 25 kg	0	30 887	0	58 986
15121100	Crude oil of sunflower-seed or safflower oil and fractions thereof	5	2 015	20	7 627
15121910	Fractions of unrefined sunflower-seed oil or safflower oil	1 075	46 305	2 857	108 363

https://www.bps.go.id

I.3. IMPOR MENURUT KOMODITI / IMPORT BY HS COMMODITY
*** APRIL/*APRIL 2022* ***

H S	Uraian Komoditi/*Commodity Description*	Berat bersih/*Net weight* (Kg)		Nilai/*Value CIF* (US$)	
		Bulan ini *Current month*	Kumulatif *Cum. Jan. to date*	Bulan ini *Current month*	Kumulatif *Cum. Jan. to date*
15121920	Refined sunflower-seed or safflower oil and fractions thereof	265 481	764 626	578 542	1 585 577
15121990	Sunflower-seed or safflower oil and fractions thereofother, other than HS code 15121100 to 15121920	359 988	1 433 600	804 690	2 915 670
15122990	Cotton-seed oil and fractions thereof, whether or not refined, but not chemically modified, other than HS code 15122100 to 15122910	0	1	0	27
15131190	Crude coconut (copra) oil and its fractions, other than virgin coconut oil, whether or not refined, but not chemically modified	16 000 005	31 498 486	35 239 773	66 974 796
15131910	Fractions of unrefined coconut oil	0	18 507	0	59 062
15131990	Coconut (copra) and fractions thereof, other than crude oil and fractions of unrefined oil, whether or not refined, but not chemically modified	1 918	8 597	6 475	27 305
15132994	Palm kernel olein, refined, bleached and deodorised (rbd)	0	126 000	0	326 288
15132995	Palm kernel oil, refined, bleached and deodorised (rbd)	5	5	144	144
15141100	Low erucic acid rape or colza oil and its fractions, crude oil	13	13	8	8
15141910	Low erucic acid rape or colza oil and its fractions, fractions of unrefined oil	0	18	0	220
15141920	Low erucic acid rape or colza oil and its fractions, refined	552 957	1 653 908	1 116 337	3 338 005
15141990	Low erucic acid rape or colza oil and its fractions, other than HS code 15141100 to 15141929	199 333	641 720	455 316	1 547 848
15149100	Rape, colza or mustard oil, other than low erucic acid, crude oil	182	1 288	418	3 923
15149910	Rape, colza or mustard oil, other than low erucic acid, fractions of unrefined oil	36	601	2 073	12 414
15149990	Rape, colza or mustard oil, other than low erucic acid, other than HS code 15149100 to 15149910	0	30 513	0	54 510
15151100	Linseed oil and its fractions, crude oil	22 580	45 110	54 463	108 955
15151900	Linseed oil and its fractions, other than crude oil	260 737	802 073	587 121	1 832 351
15152100	Maize (corn) oil, crude oil	4 962	15 582	13 599	38 990
15152911	Maize (corn) oil, solid fractions of unrefined oil	0	1	0	127
15152919	Maize (corn) oil, fractions of unrefined oil, other than solid fractions	11 589	77 829	29 239	192 325
15152999	Maize (corn) oil, fractions of refined oil, other than solid fractions	155 180	966 550	402 928	2 260 848
15153010	Castor oil, crude oil	2	48 379	181	99 684
15153090	Castor oil, other than crude oil	251 481	682 295	581 789	1 501 666
15155010	Sesame oil, crude oil	2 722	9 995	9 224	42 373
15155020	Sesame oil, fractions of unrefined oil	5 540	9 012	28 443	47 548
15155090	Sesame oil and its fractions, other than crude oil and unrefined oil	188 722	529 022	1 465 823	3 665 587
15159011	Illipe nut oil, crude oil	424	3 211	7 586	47 819
15159012	Illipe nut oil, fractions of unrefined oil	3 164	7 029	14 139	34 358
15159019	Illipe nut oil, other than crude oil and unrefined oil	2 163	2 522	14 239	24 844
15159021	Tung oil, crude oil	0	15 200	0	67 184
15159022	Tung oil, fractions of unrefined oil	0	5	0	1 500
15159029	Tung oil, other than crude oil and unrefined oil	111	14 800	993	33 046
15159031	Jojoba oil, crude oil	200	400	14 040	18 966
15159039	Jojoba oil, other than crude oil and unrefined oil	540	1 342	26 709	44 047
15159091	Other fixed vegetable oils, but not chemically modified, other than HS code 15151100 to 15159039, crude oil	189	254 267	5 513	218 233
15159099	Other fixed vegetable oils, but not chemically modified, other than HS code 15151100 to 15159039, other than crude oil and unrefined oil	22 520	92 417	173 412	579 938
15161020	Animal fats and oils and their fractions, not further prepared, re-esterified	0	1	0	41
15161090	Animal fats and oils and their fractions, not further prepared, not re-esterified	0	12	0	1 495
15162011	Vegetable fats and oils and their fractions of soya beans, re-esterified	18 000	126 000	70 200	491 400
15162012	Vegetable fats and oils and their fractions of maize, re-esterified	20 000	20 000	59 000	59 000
15162014	Vegetable fats and oils and their fractions of coconuts, re-esterified	0	6 582	0	51 622
15162019	Vegetable fats and oils and their fractions other then hs code 15162011 to 15162018, re-esterified	9 664	13 836	62 805	92 377
15162021	Vegetable fats and oils and their fractions of the fruit of the oil palm, crude, re-esterified	0	41 680	0	128 081
15162022	Vegetable fats and oils and their fractions of the fruit of the oil palm, other than crude, re-esterified	13 000	208 960	26 845	353 514

https://www.bps.go.id

I.3. IMPOR MENURUT KOMODITI / IMPORT BY HS COMMODITY
*** APRIL/*APRIL 2022* ***

H S	Uraian Komoditi/*Commodity Description*	Berat bersih/*Net weight* (Kg)		Nilai/*Value CIF* (US$)	
		Bulan ini *Current month*	Kumulatif *Cum. Jan. to date*	Bulan ini *Current month*	Kumulatif *Cum. Jan. to date*
15162024	Vegetable fats and oils and their fractions of palm kernels, refined, bleached and deodorised (RBD), re-esterified	0	11 058	0	32 033
15162029	Vegetable fats and oils and their fractions other then HS code 15162021 to 15162026, re-esterified, of oil palm	2 280	2 280	9 006	9 006
15162031	Vegetable fats and oils and their fractions of ground-nuts, of coconuts, of soya beans, hydrogenated, in flakes	600	3 201	1 038	9 553
15162034	Vegetable fats and oils and their fractions of fruit of the oil palm, hydrogenated, in flakes	0	16 000	0	25 760
15162035	Vegetable fats and oils and their fractions of palm kernels, hydrogenated, in flakes	20	20	147	147
15162039	Vegetable fats and oils and their fractionsother then HS code 15162031 to 15162035, hydrogenated, in flakes	33 520	196 260	79 066	520 838
15162041	Vegetable fats and oils and their fractions of castor seeds (opal wax), hydrogenated, in other forms	1 800	4 974	22 356	57 546
15162042	Vegetable fats and oils and their fractions of coconuts, hydrogenated, in other forms	42 000	42 000	90 720	90 720
15162045	Vegetable fats and oils and their fractions of olives, hydrogenated, in other forms	0	1 035	0	4 822
15162046	Vegetable fats and oils and their fractions of fruit of the oil palm, hydrogenated, in other forms	67 600	255 810	110 808	420 352
15162047	Vegetable fats and oils and their fractions of palm kernels, hydrogenated, in other forms	290 220	958 230	642 442	2 173 329
15162048	Vegetable fats and oils and their fractions of soya beans, hydrogenated, in other forms	60 500	201 090	125 235	416 258
15162049	Vegetable fats and oils and their fractions other then HS code 15162041-15162048, hydrogenated, iin other forms	55 245	100 045	329 820	620 265
15162053	Vegetable fats and oils and their fractions of soya beans, inter-esterified	0	172 800	0	408 326
15162054	Vegetable fats and oils and their fractions, of ground-nuts of oil palm or coconuts, inter-esterified	75 680	745 750	203 944	1 773 698
15162062	Vegetable fats and oils and their fractions, elaidinised, palm stearin with an iodine value not exceeding 48, refined, bleached and deodorised (RBD)	0	1 080	0	8 669
15162092	Vegetable fats and oils and their fractions of linseed, elaidinised, with an iodine value exceeding 48	0	26	0	1 385
15162093	Vegetable fats and oils and their fractions of olives, elaidinised	609	1 336	20 413	26 067
15162094	Vegetable fats and oils and their fractions of soya beans, elaidinised	5	8 405	43	44 249
15162096	Vegetable fats and oils and their fractions, refined, bleached and deodorised (rbd) palm kernel stearin, elaidinised	0	26	0	1 167
15162098	Vegetable fats and oils and their fractions of ground-nuts, of oil palm or of coconuts, elaidinised	7 600	14 900	66 104	161 940
15162099	Vegetable fats and oils and their fractions other than hs code 15162091 to 15162098, elaidinised	165 860	1 101 895	378 249	2 776 551
15171010	Margarine, excluding liquid margarine, in airtight container for retail sale	80 929	284 335	173 164	601 283
15171090	Margarine, excluding liquid margarine, other than in airtight container for retail sale	266 431	865 828	2 407 068	4 908 237
15179010	Imitation ghee	1 924	64 954	8 823	109 263
15179020	Liquid margarine	0	14 081	0	76 653
15179030	Edible mixtures or preparations of animal or vegetable fats or oils, of a kind used as mould release preparations	2 400	19 680	10 708	72 873
15179043	Shortening	98 932	466 809	252 330	1 077 373
15179050	Solid mixtures or preparations of vegetable fats or oils or of their fractions other than imitation ghee, shortening, imitation lard	23 817	135 342	82 390	398 567
15179062	Liquid mixtures or preparations of vegetable fats or oils or of their fractions other than liquid margarine, in which crude palm oil predominates	46 206	568 044	144 772	1 429 983
15179063	Liquid mixtures or preparations of vegetable fats or oils or of their fractions other than liquid margarine, in which other palm oil predominates, in packings of a net weight not exceeding 25 kg	5 415	665 073	10 126	1 535 124

https://www.bps.go.id

I.3. IMPOR MENURUT KOMODITI / IMPORT BY HS COMMODITY
***** APRIL/*APRIL 2022* *****

H S	Uraian Komoditi/*Commodity Description*	Berat bersih/*Net weight* (Kg)		Nilai/*Value CIF* (US$)	
		Bulan ini *Current month*	Kumulatif *Cum. Jan. to date*	Bulan ini *Current month*	Kumulatif *Cum. Jan. to date*
15179064	Liquid mixtures or preparations of vegetable fats or oils or of their fractions other than liquid margarine, in which other palm oil predominates, in packings of a net weight exceeding 25 kg	155 600	871 600	334 297	2 373 584
15179067	Liquid mixtures or preparations of vegetable fats or oils or of their fractions other than liquid margarine, in which soya-bean oil or coconut oil predominates	0	19 235	0	65 507
15179069	Liquid mixtures or preparations of vegetable fats or oils or of their fractions other than liquid margarine, other than HS code 15179061 to 15179068	100 880	341 683	230 066	748 182
15179080	Edible mixtures or preparations of animal fats or oils or of their fractions, other than edible fats and oils or their fractions of heading 1516	0	1 520	0	38 938
15179090	Edible mixtures/preparations of animal, vegetable/microbial fats/oils/of fractions of different fats/oils of this chapter, oth than edible fats and oils/their fractions of head 1516, nec in head 1517	50 448	394 170	1 288 702	3 645 085
15180012	Animal fats and oils, boiled, oxidised, dehydrated, sulphurised, blown, polymerised by heat in vacuum or in inert gas or otherwise chemically modified, excluding those of heading 1516	211	211	7 702	7 702
15180014	Ground-nut, soya-bean, palm/coconut oil, boiled, oxidised, dehydrated, sulphurised, blown, polymerised by heat in vacuum/in inert gas or otherwise chemically modified, excluding those of heading 1516	291 000	1 045 500	583 654	1 978 375
15180015	Linseed oil and its fractions, boiled, oxidised, dehydrated, sulphurised, blown, polymerised by heat in vacuum or in inert gas or otherwise chemically modified, excluding those of heading 1516	1 800	43 400	8 918	139 084
15180016	Olive oil and its fractions, boiled, oxidised, dehydrated, sulphurised, blown, polymerised by heat in vacuum or in inert gas or otherwise chemically modified, excluding those of heading 1516	0	40 354	0	103 102
15180019	Animal, vegetable/microbial fats&oils&their fractions,boil,oxidise,dehydrate,sulphuris,blown,polymerise by heat in vacuum/inert gas/otw chemically modifie excl head 1516,oth than hs 15180012-15180016	170 570	354 057	202 349	566 565
15180020	Inedible mixtures or preparations of animal fats or oils or of fractions of different animal fats or oils	15	60	120	488
15180036	Inedible mixtures or preparations of soya beans or coconuts	57 010	129 201	117 701	251 965
15180039	Inedible mixtures or preparations of vegetable fats or oils or of fractions of different fats or oils, other than hs code 15180032 to 15180037	0	197 047	0	643 546
15180060	Inedible mixtures or preparations of animal fats or oils or of fractions thereof and vegetable fats or oils or fractions thereof	5 205	11 075	27 904	51 396
15180090	Inedible mixtures or preparations of microbial fats or oils or of fractions of different fats or oils of this chapter, not elsewhere specified or included	2	2	24	24
15200090	Glycerol waters and glycerol lyes	380	340 439	3 061	352 791
15211000	Vegetable waxes, whether or not refined or coloured	64 120	96 428	717 675	1 178 413
15219010	Beeswax and oth insect waxes, whether or not refined or coloured	0	6 002	0	50 214
15219020	Spermaceti, whether or not refined or coloured	0	2	0	82
15220090	Residues resulting from the treatment of fatty substances or animal or vegetable waxes	0	1 000 000	0	1 270 346
16010010	Sausages and similar products, of meat, meat offal, blood or insects, food preparations based on these products, in airtight containers for retail sale	22 085	43 656	133 492	263 983
16010090	Sausages and similar products, of meat, meat offal, blood or insects, food preparations based on these products, not in airtight containers for retail sale	265	319	1 298	1 783
16021010	Other prepared or preserved meat, meat offal, blood or insects, homogenised preparation, containing pork, in airtight container for retail sale	39	39	518	518
16021090	Other prepared or preserved meat, meat offal, blood or insects, homogenised preparation, not containing pork, in airtight container for retail sale	0	90	0	26

https://www.bps.go.id

I.3. IMPOR MENURUT KOMODITI / IMPORT BY HS COMMODITY
*** APRIL/*APRIL 2022* ***

H S	Uraian Komoditi/*Commodity Description*	Berat bersih/*Net weight* (Kg)		Nilai/*Value CIF* (US$)	
		Bulan ini *Current month*	Kumulatif *Cum. Jan. to date*	Bulan ini *Current month*	Kumulatif *Cum. Jan. to date*
16023191	Other prepared or preserved meat, meat offal, blood, of turkeys, not in airtight containers for retail sale, of mechanically deboned or separated meat	20	50	247	626
16023199	Other prepared or preserved meat, meat offal, blood, of turkeys, not in airtight containers for retail sale, other than of mechanically deboned or separated meat	19	38	215	436
16023290	Prepared or preserved of meat,meat offal, blood of fowls of species gallus domesticus, other than chicken curry in airtight container	0	90	0	26
16024110	Prepared or preserved meat, meat offal or blood of swine, hams and cuts thereof of swine, in airtight containers for retail sale	0	4	0	168
16024190	Prepared or preserved meat, meat offal or blood of swine, hams and cuts thereof of swine, not in airtight containers for retail sale	100	217	3 595	7 506
16024911	Prepared or preserved meat, meat offal or blood of swine, including mixture, luncheon meat, in airtight containers for retail sale	239 265	489 824	855 380	1 761 009
16024919	Prepared or preserved meat, meat offal or blood of swine, including mixture, luncheon meat, not in airtight containers for retail sale	0	30	0	11
16024991	Prepared or preserved meat, meat offal or blood of swine, including mixture, other than luncheon meat, in airtight containers for retail sale	0	42 494	0	198 678
16024999	Prepared or preserved meat, meat offal or blood of swine, including mixture, other than luncheon meat, not in airtight containers for retail sale	0	22	0	49
16025090	Prepared or preserved meat, meat offal or blood of bovine animals, not in airtight containers for retail sale	192 536	872 844	1 597 392	6 525 785
16029090	Other prepared or preserved meat, meat offal, blood or insects, other than HS code 16021010 to 16021920	220	229	496	648
16030090	Extracts and juices of fish or crustaceans, molluscs or other aquatic invertebrates	0	48 002	0	54 626
16041110	Prepared or preserved salmon, whole or in pieces, but not minced, in airtight containers for retail sale	3 072	19 249	21 076	217 218
16041190	Prepared or preserved salmon, whole or in pieces, but not minced, not in airtight containers for retail sale	12	15	232	311
16041311	Prepared or preserved sardines, whole or in pieces, but not minced, in airtight containers for retail sale	10 566	100 607	8 433	186 055
16041319	Prepared or preserved sardines, whole or in pieces, but not minced, not in airtight containers for retail sale	0	20 000	0	56 720
16041391	Prepared or preserved sardinella and brisling or sprats, whole or in pieces, but not minced, in airtight containers for retail sale	0	16	0	12
16041411	Prepared or preserved tunas, whole or in pieces, but not minced, in airtight containers for retail sale	35 753	47 810	217 893	291 144
16041419	Prepared or preserved skipjack tuna and bonito (sarda spp), whole or in pieces, but not minced, not in airtight containers for retail sale	21	21	51	51
16041499	Prepared or preserved tunas, skipjack tuna and bonito (sarda spp), not in airtight containers for retail sale, other than pre-cooked	18	18	12	12
16041510	Prepared or preserved mackerel, whole or in pieces, but not minced, in airtight containers for retail sale	422 617	1 313 128	793 454	2 402 608
16041590	Prepared or preserved mackerel, whole or in pieces, but not minced, not in airtight containers for retail sale	0	19 176	0	31 960
16041610	Prepared or preserved anchovies, whole or in pieces, but not minced, in airtight containers for retail sale	1 344	3 658	20 161	42 567
16041710	Prepared or preserved eels, whole or in pieces, but not minced, in airtight containers for retail sale	0	4 228	0	96 912
16041790	Prepared or preserved eels, whole or in pieces, but not minced, not in airtight containers for retail sale	5 000	16 000	150 000	460 800
16041930	Fish, whole or in pieces, but not minced other than hs code 16041110 to 16041920, in airtight containers for retail sale	133 116	190 964	260 682	374 612
16041990	Fish, whole or in pieces, but not minced other than hs code 16041110 to 16041930	10 106	11 856	47 463	61 973
16042020	Fish sausages	9 848	28 590	123 028	348 392
16042030	Fish ball	93 741	296 099	255 970	869 020
16042040	Fish paste	358	10 481	2 771	33 356

https://www.bps.go.id

I.3. IMPOR MENURUT KOMODITI / IMPORT BY HS COMMODITY
***** APRIL/*APRIL 2022* *****

H S	Uraian Komoditi/*Commodity Description*	Berat bersih/*Net weight* (Kg)		Nilai/*Value CIF* (US$)	
		Bulan ini *Current month*	Kumulatif *Cum. Jan. to date*	Bulan ini *Current month*	Kumulatif *Cum. Jan. to date*
16042091	Other prepared or preserved fish other than fish sausage, fish ball, fish paste, in airtight containers for retail sale	299 364	1 115 467	969 019	3 526 730
16042099	Other prepared or preserved fish other than fish sausage, fish ball, fish paste, not in airtight containers for retail sale	121 980	285 852	641 272	1 474 214
16043100	Caviar	7	26	4 227	9 696
16043200	Caviar substitutes	5 491	24 565	58 110	279 952
16051090	Crab, prepared or preserveed, other than in airtight containers for retail sale	0	40 055	0	1 388 485
16052100	Shrimps and prawns, prepared or preserveed, not in airtight container	0	7 204	0	8 929
16052930	Breaded shrimp	10	10	250	250
16052990	Shrimps and prawns, prepared or preserveed, in airtight container, other than shrimp ball & breaded shrimp	518	24 173	4 005	241 626
16053000	Lobster, prepared or preserved	2	2	358	358
16055200	Scallops, including queen scallops, prepared or preserved	0	1 085	0	6 261
16055410	Cuttle fish and squid, prepared or preserved, in airtight containers for retail sale	1 833	3 632	11 784	24 254
16055490	Cuttle fish and squid, prepared or preserved, not in airtight containers for retail sale	2	102	38	853
16055500	Octopus, prepared or preserved	22 914	37 314	119 851	193 529
16055600	Clams, cockles and arkshells, prepared or preserved	1 269	2 542	6 337	14 504
16055710	Abalone, prepared or preserved, in airtight containers for retail sale	0	510	0	9 629
16056100	Sea cucumbers, prepared or preserved	0	52 922	0	532 397
16056300	Jellyfish, prepared or preserved	14	21	44	103
16056900	Aquatic invertebrates, other than sea cucumbers, sea urchins, jellyfish, prepared or preserved	336	336	2 601	2 601
17011200	Beet sugar	13	17	29	30
17011400	Other cane sugar	457 201 000	2 408 370 010	232 130 717	1 178 725 186
17019910	Refined sugar	28 573 260	64 198 260	15 923 151	35 790 081
17019990	Cane or beet sugar and chemically pure sucrose, in solid form, other than raw sugar not containing added flavouring or colouring matter, other than refined sugar	0	105 500 002	0	61 401 033
17021100	Lactose and lactose syrup, containing by weight 99 % or more lactose, expressed as anhydrous lactose, calculated on the dry	3 915 933	16 514 046	5 612 574	23 353 321
17021900	Lactose and lactose syrup, not containing by weight 99 % or more lactose, expressed as anhydrous lactose, calculated on the dry	341 987	1 436 222	703 845	2 737 041
17022000	Maple sugar and maple syrup	12 597	28 656	66 321	124 157
17023010	Glucose, not containing fructose or containing in the dry state less than 20 % by weight of fructose	7 087 962	32 339 332	4 587 316	21 626 508
17023020	Glucose syrup, not containing fructose or containing in the dry state less than 20 % by weight of fructose	2 014 127	17 097 671	1 279 637	9 127 067
17024000	Glucose & glucose syrup, containing in the dry state >= 20 % but < 50 % by weight of fructose, excluding invert sugar	2 148 175	8 646 371	1 924 152	7 438 384
17025000	Chemically pure fructose	506 272	3 174 264	606 599	3 037 699
17026010	Fructose, containing in the dry state more than 50 % by weight of fructose, excluding invert sugar	1 057 820	4 918 175	340 057	1 617 313
17026020	Fructose syrup, containing in the dry state more than 50 % by weight of fructose, excluding invert sugar	98 724	2 767 434	50 571	1 337 584
17029011	Chemically pure maltose	399 795	5 308 250	338 256	4 326 427
17029019	Maltose and maltose syrups, other than chemically pure maltose	2 252 896	12 208 159	1 922 666	10 410 793
17029020	Artificial honey,whether or not mixed with natural honey	5 081	143 172	10 772	384 860
17029030	Flavoured or colourd sugars (excl maltose)	8	152 959	163	602 523
17029040	Caramel	609 350	3 101 690	623 020	3 636 607
17029051	Coconut sap sugar	192 000	192 000	160 800	160 800
17029059	Palm sugar other than coconut sap sugar	36 005	36 005	36 027	36 027
17029091	Sugar syrups	27 011	563 800	54 525	1 297 145
17029099	Other sugar, including invert sugar and other sugar and sugar syrup blends containing in the dry state 50 % by weight of fructose, other than HS code 17029011 to 17029091	4 592 144	18 935 924	4 417 800	17 484 310
17031090	Cane molasses, not containing added flavouring or colouring matter	921 986	3 316 372	203 377	669 652
17039010	Molasses other than cane molasses, resulting from the extraction or refining of sugar, containing added flavouring or colouring matter	31 206	95 458	57 331	221 537

https://www.bps.go.id

I.3. IMPOR MENURUT KOMODITI / IMPORT BY HS COMMODITY
*** APRIL/*APRIL 2022* ***

H S	Uraian Komoditi/*Commodity Description*	Berat bersih/*Net weight* (Kg)		Nilai/*Value CIF* (US$)	
		Bulan ini *Current month*	Kumulatif *Cum. Jan. to date*	Bulan ini *Current month*	Kumulatif *Cum. Jan. to date*
17039090	Molasses other than cane molasses, resulting from the extraction or refining of sugar, not containing added flavouring or colouring matter	3 942	8 505 742	24 954	2 171 835
17041000	Chewing gum, whether or not sugar-coated	266 395	863 438	424 812	1 668 554
17049010	Medicated pastilles and drops, not containing cocoa	35 218	63 002	354 836	649 097
17049020	White chocolate, not containing cocoa	88 180	280 030	436 539	1 489 311
17049091	Sugar confectionery other than chewing gum, medicated pastilles and drops, and white chocolate, not containing cocoa, soft, containing gelatin	1 027 041	3 973 083	2 740 209	10 855 757
17049099	Sugar confectionery other than chewing gum, medicated pastilles and drops, and white chocolate, not containing cocoa, other than soft, containing gelatin	1 831 371	5 885 578	4 306 926	14 783 039
18010010	Cocoa beans, whole or broken, raw or roasted, fermented	17 796 379	17 796 379	40 701 262	40 701 262
18010090	Cocoa beans, whole or broken, raw or roasted, not fermented	1 388 338	73 880 565	3 288 815	175 384 335
18031000	Cocoa paste, not defatted	624 534	2 318 179	2 328 767	8 494 088
18032000	Cocoa paste, wholly or partly defatted	681 370	6 704 441	1 659 423	16 206 558
18040000	Cocoa butter, fat and oil	191 472	299 981	805 652	1 324 523
18050000	Cocoa powder, not containing added sugar or other sweetening matter	1 860 914	10 456 160	5 514 918	30 864 470
18061000	Cocoa powder, containing added sugar or other sweetening matter	66 033	374 167	302 350	831 580
18062010	Chocolate confectionery in blocks, slabs or bars weighing more than 2 kg	73 211	602 721	369 376	2 789 126
18062090	Chocolate, liquid,paste,granular or other bulk form in containers or immediate packings, of a content exceeding 2 kg	171 718	605 281	707 110	2 541 899
18063100	Chocolate and other food preparations containing cocoa, filled, in blocks, slabs, bars, weight ≤ 2kg	110 579	801 269	568 649	3 954 208
18063200	Chocolate and other food preparations containing cocoa, not filled, in blocks, slabs, bars, weight ≤ 2kg	66 021	739 574	385 558	4 000 134
18069010	Chocolate confectionery in tablets or pastilles	677	2 263	2 696	20 103
18069030	Food preparations of flour, meal, starch or malt extract, containing 40 % or more but not exceeding 50 % by weight of cocoa calculated on a totally defatted basis	0	5 906	0	45 261
18069040	Food preparations of goods of headings 0401 to 0404, containing 5 % or more but not exceeding 10 % by weight of cocoa calculated on a totally defatted basis, specially prepared for infants or young children, not put up for retail sale	25	74	294	996
18069090	Chocolate and other food preparation containing cocoa, other than HS code 18061000 to 18069040	1 338 326	4 638 181	6 606 665	27 632 890
19011010	Preparations suitable for infants or young children, put up for retail sale, of malt extract	280	5 490	2 264	71 872
19011020	Preparations suitable for infants or young children, put up for retail sale, of goods of headings 0401 to 0404	532 894	2 217 909	4 036 444	17 233 745
19011030	Preparations suitable for infants or young children, put up for retail sale, of soya-bean powder	39 600	141 005	86 136	384 479
19011091	Medical foods, preparations suitable for infants or young children, put up for retail sale	234 296	969 586	771 225	3 436 819
19011092	Food preparations of flour, groats, meal, starch, for children age over 1 year but not exceeding 3 years, for retail sale, other than HS code 19011010 to 19011091	24 797	58 944	308 204	639 081
19011099	Food preparations of flour, groats, meal, starch, suitable for infants or young children, put up for retail sale, other than HS code 19011010 to 19011092	281 478	1 249 913	1 136 166	5 227 898
19012010	Mixes and doughs for the preparation of bakers' wares of heading 1905, of flour, groats, meal, starch or malt extract, not containing cocoa	340 321	1 749 749	828 037	3 830 786
19012020	Mixes and doughs for the preparation of bakers' wares of heading 1905, of flour, groats, meal, starch or malt extract, containing cocoa	10 808	69 624	39 642	174 664
19012030	Mixes and doughs for the preparation of bakers' wares of heading 1905, other than HS code 19012010 to 19012020, not containing cocoa	179 016	600 892	478 942	1 706 524

https://www.bps.go.id

I.3. IMPOR MENURUT KOMODITI / IMPORT BY HS COMMODITY
*** APRIL/*APRIL 2022* ***

H S	Uraian Komoditi/*Commodity Description*	Berat bersih/*Net weight* (Kg)		Nilai/*Value CIF* (US$)	
		Bulan ini *Current month*	Kumulatif *Cum. Jan. to date*	Bulan ini *Current month*	Kumulatif *Cum. Jan. to date*
19012040	Mixes and doughs for the preparation of bakers' wares of heading 1905, other than HS code 19012010 to 19012020, containing cocoa	19 797	68 057	43 957	165 285
19019019	Food preparations suitable for infants or young children, not put up for retail sale, other than medical foods	86 649	622 506	295 041	2 066 800
19019020	Malt extract	1 533 759	6 996 984	1 762 630	9 726 226
19019031	Filled milk, of goods of heading 0401 to 0404	2 793 524	11 194 392	7 833 601	28 702 291
19019032	Food preparation of goods of of heading 0401 to 0404, containing cocoa powder, other than filled milk	1 800	67 000	7 462	166 628
19019039	Food preparation of goods of of heading 0401 to 0404, not containing cocoa powder, other than filled milk	410 895	3 042 684	1 494 512	11 721 829
19019041	Other soya-based preparations in powder form	258 600	1 343 279	897 591	4 620 204
19019049	Other soya-based preparations in other forms	32 974	126 299	162 608	683 209
19019091	Medical foods, preparations not suitable for infants or young childrens	23 920	280 733	90 763	1 044 939
19019099	Food preparations not suitable for infants or young childrens, other than medical food	273 738	2 295 416	1 300 632	7 403 766
19021100	Uncooked pasta, not stuffed or otherwise prepared, containing	128 771	136 448	144 673	160 589
19021920	Rice vermicelli (including bee hoon), uncooked pasta, not stuffed or otherwise prepared, not containing eggs	29 036	73 270	51 307	123 402
19021930	Transparent vermicelli, uncooked pasta, not stuffed or otherwise prepared, not containing eggs	133 291	1 077 082	276 363	2 416 760
19021940	Other noodles, uncooked pasta, not stuffed or otherwise prepared, not containing eggs	46 913	111 285	149 020	311 305
19021990	Uncooked pasta, not stuffed or otherwise prepared, not containing eggs, other than HS code 19021920 to 19021940	500 483	1 300 408	830 648	2 113 421
19022010	Stuffed pasta with meat or meat offal, whether or not cooked or otherwise prepared	10 513	29 500	60 580	151 057
19022030	Stuffed pasta with fish, crustaceans or molluscs, whether or not cooked or otherwise prepared	0	518	0	3 140
19022090	Stuffed pasta whether or not cooked or otherwise prepared, other than stuffed with meat or meat offal, fish, crustaceans or molluscs	3 183	16 558	12 290	107 827
19023020	Rice vermicelli (including bee hoon), cooked or otherwise prepared, other than stuffed	9 048	94 362	27 207	240 817
19023030	Transparent vermicelli, cooked or otherwise prepared, other than stuffed	511 812	1 516 349	703 613	2 038 665
19023040	Instant noodles, whether or not cooked or otherwise prepared, other than stuffed	578 888	2 208 572	2 092 983	7 875 222
19023090	Cooked pasta, not stuffed, other than rice vermicelli, transparent vermicelli, instant noodles	106 636	395 078	221 678	844 047
19024000	Couscous	4 520	4 957	8 686	10 582
19030000	Tapioca and substitutes therefor prepared from starch, in the form of flakes, grains, pearls, siftings or in similar forms	172 473	708 409	304 415	1 282 807
19041010	Prepared food obtained by the swelling or roasting of cereals or cereal products, containing cocoa	555 508	1 681 408	1 286 469	3 696 174
19041090	Prepared food obtained by the swelling or roasting of cereals or cereal products, not containing cocoa	344 759	1 250 847	1 574 157	6 251 893
19042010	Prepared foods obtained from unroasted cereal flakes	1	14 379	7	32 096
19042090	Prepared foods obtained from mixtures of unroasted cereal flakes and roasted cereal flakes or swelled cereals	427 274	1 718 048	1 038 750	4 030 930
19049010	Rice preparations, including pre-cooked rice	15 293	314 610	47 527	526 743
19049090	Cereals (other than maize (corn)), in grain form or in the form of flakes or other worked grains (except flour, groats and meal), pre-cooked or otherwise prepared, not elsewhere specified or included	36 588	135 250	113 060	446 531
19051000	Crispbread, whether or not containing cocoa	7 317	20 850	12 768	44 317
19052000	Gingerbread and the like, whether or not containing cocoa	0	1	0	3
19053110	Sweet biscuits, not containing cocoa	473 215	2 190 468	1 717 475	8 026 067
19053120	Sweet biscuits, containing cocoa	480 427	1 981 171	1 953 075	8 085 108
19053210	Waffles	18 448	44 752	61 771	139 573
19053220	Wafers	370 028	1 625 828	1 552 836	6 909 546
19054010	Rusks, toasted bread and similar toasted products, not containing added sugar, honey, eggs, fats, cheese or fruit	46 135	116 849	63 540	198 258

https://www.bps.go.id

I.3. IMPOR MENURUT KOMODITI / IMPORT BY HS COMMODITY
***** APRIL/*APRIL 2022* *****

H S	Uraian Komoditi/*Commodity Description*	Berat bersih/*Net weight* (Kg)		Nilai/*Value CIF* (US$)	
		Bulan ini *Current month*	Kumulatif *Cum. Jan. to date*	Bulan ini *Current month*	Kumulatif *Cum. Jan. to date*
19054090	Rusk, toasted bread & similar toasted product, containing added sugar, honey, eggs, fats, cheese or fruit	90 642	589 014	186 834	1 769 701
19059010	Unsweetened teething biscuits	1 648	12 097	26 860	105 920
19059020	Unsweetened biscuits, other than teething biscuits	8 620	38 674	25 167	142 746
19059030	Cakes	883 198	2 663 483	3 067 363	9 136 881
19059040	Pastries	33 680	73 288	126 732	271 997
19059070	Communion wafers, sealing wafers, rice paper and similar products	23 936	63 687	65 466	169 375
19059080	Other crisp savoury food products	797 383	2 391 951	6 148 763	17 539 277
19059090	Bread,pastry,cakes,biscuits&oth bakers' wares, w.o.n containing cocoa, communion wafers,empty cachets suitable for pharmaceutical use,sealing wafers, rice paper&similar products, nec in head 1905	503 527	2 490 116	1 313 186	5 638 160
20011000	Cucumbers and gherkins, prepared or preserved by vinegar or acetic acid	32 133	88 417	46 012	131 815
20019010	Onions, prepared or preserved by vinegar or acetic acid	5	4 508	12	19 521
20019090	Vegetables, fruit, nuts and other edible parts of plants other than cucumbers and gherkins, onions, prepared or preserved by vinegar or acetic acid	100 794	292 028	114 835	353 250
20021000	Tomatoes, whole or pieces, prepared or preserved otherwise than by vinegar or acetic acid	52 629	270 364	49 986	275 358
20029010	Tomato paste	1 246 168	5 253 005	1 340 207	5 275 653
20029020	Tomato powder	14 100	90 360	42 410	292 433
20029090	Tomatoes not whole or in pieces, prepared or preserved otherwise than by vinegar or acetic acid, other than tomato paste and powder	94 976	302 782	124 593	447 945
20031000	Mushrooms of the genus agaricus, prepared or preserved othwise than by vinegar or acetic acid	424 618	1 489 659	714 747	2 231 273
20039010	Tuffles, prepared or preserved othwise than by vinegar or acetic	0	7 670	0	40 042
20039090	Mushrooms other than mushrooms of the genus agaricus, prepared or preserved othwise than by vinegar or acetic acid	32 164	52 810	39 741	100 060
20041000	Potatoes, prepared or preserved otherwise than by vinegar or acetic acid, frozen, other than products of heading 2006	6 822 823	22 771 534	7 965 264	25 223 673
20049090	Other vegetables and mixtures of vegetables, prepared or preserved otherwise than by vinegar or acetic acid, frozen, other than products of heading 2006, not suitable for infants or young	3 259	50 728	9 776	94 678
20051030	Homogenised vegetables, prepared or preserved otherwise than by vinegar or acetic acid, not frozen, other than products of heading 2006, suitable for dietetic purposes	0	21 160	0	52 391
20052011	Potatoes, prepared or preserved otherwise than by vinegar or acetic acid, not frozen, other than products of heading 2006, in sticks form, in airtight containers for retail sale	4 578	30 470	37 055	194 940
20052019	Potatoes, prepared or preserved otherwise than by vinegar or acetic acid, not frozen, other than products of heading 2006, in sticks form, not in airtight containers for retail sale	58	109	153	569
20052091	Potatoes, prepared or preserved otherwise than by vinegar or acetic acid, not frozen, other than products of heading 2006, not in sticks form, in airtight containers for retail sale	3	16 067	28	34 006
20052099	Potatoes, prepared or preserved otherwise than by vinegar or acetic acid, not frozen, other than products of heading 2006, not in sticks form, not in airtight containers for retail sale	916	17 827	6 944	152 229
20054000	Peas (pisum sativum), prepared or preserved otherwise than by vinegar or acetic acid, not frozen, other than products of heading 20.06	49 039	284 146	55 011	239 109
20055100	Beans,shelled, prepared or preserved otherwise than by vinegar or acetic acid, not frozen,other than products of heading 20.06	31 997	158 958	57 259	252 255
20055910	Beans, not shelled, prepared or preserved otherwise than by vinegar or acetic acid, not frozen,other than products of heading 2006, in airtight containers for retail sale	12 642	12 642	27 724	27 724
20055990	Beans, not shelled, prepared or preserved otherwise than by vinegar or acetic acid, not frozen,other than products of heading 2006, not in airtight containers for retail sale	1 320	58 409	2 962	94 895
20056000	Asparagus, prepared or preserved otherwise than by vinegar or acetic acid, not frozen, other than products of heading 2006	21 737	65 082	19 657	80 745

https://www.bps.go.id

I.3. IMPOR MENURUT KOMODITI / IMPORT BY HS COMMODITY
*** APRIL/*APRIL 2022* ***

H S	Uraian Komoditi/*Commodity Description*	Berat bersih/*Net weight* (Kg)		Nilai/*Value CIF* (US$)	
		Bulan ini *Current month*	Kumulatif *Cum. Jan. to date*	Bulan ini *Current month*	Kumulatif *Cum. Jan. to date*
20057000	Olives, prepared or preserved otherwise than by vinegar or acetic acid, not frozen, other than products of heading 2006	700	40 311	3 786	108 294
20058000	Sweet corn (zea mays var saccharata), prepared or preserved otherwise than by vinegar or acetic acid, not frozen, other than products of heading 2006	323 215	1 076 660	368 539	1 666 283
20059100	Bamboo shoots, prepared or preserved otherwise than by vinegar or acetic acid, not frozen, other than products of heading 2006	253	4 412	1 292	11 498
20059910	Other vegetables and mixtures of vegetables, prepared or preserved otherwise than by vinegar or acetic acid, not frozen, other than products of heading 2006, in airtight containers for retail	73 702	152 269	152 806	398 341
20059990	Other vegetables and mixtures of vegetables, prepared or preserved otherwise than by vinegar or acetic acid, not frozen, other than products of heading 2006, not in airtight containers for	311 591	1 862 960	852 547	4 647 361
20060000	Vegetables, fruit, nuts, fruit-peel and other parts of plants, preserved by sugar (drained, glace or crystallised)	45 892	353 401	90 936	477 171
20071000	Jams, fruit jellies, marmalades, fruit or nut purée and fruit or nut pastes, obtained by cooking, whether or not containing added sugar or other sweetening matter, homogenised preparations	34 456	105 751	82 240	199 832
20079100	Jams, fruit jellies, marmalades, fruit or nut purée and fruit or nut pastes, obtained by cooking, w.o.n containing added sugar or other sweetening matter, not homogenised preparations, citrus fruit	1 175	3 685	6 315	17 707
20079910	Fruit pastes other than of mangoes, pineapples or strawberries	967 020	1 182 345	747 611	1 074 910
20079920	Jams and fruit jellies	205 505	916 485	389 328	1 990 472
20079930	Mango purée	8 196	8 196	53 692	53 692
20079990	Fruit pastes of mangoes, pineapples,strawberries,marmalades, fruit or /nut purée and fruit/nut pastes, obtained by cooking, w.o.n cont added sugar/other sweetening matter, not homogenised preparations	836 020	4 187 163	1 551 152	5 837 513
20081110	Ground nuts, roasted	14 056	40 177	29 300	82 195
20081120	Peanut butter	65 975	460 361	251 616	1 776 678
20081190	Ground nuts, otherwise prepared or preserved whether or not containing added sugar or other sweetening matteror spirit, other than roasted and peanut butter	13 318	35 683	32 430	133 872
20081910	Cashew nut, including mixture, otherwise prepared or preserved whether or not containing added sugar or other sweetening matter or spirit	3 443	27 579	33 790	226 478
20081991	Nuts, ground-nuts and other seeds, other than ground nut&cashew nut, w.o.n mixed together, w.o.n containing added sugar/other sweetening matter or spirit, not elsewhere specified/included, roasted	140 207	2 287 024	726 029	4 062 305
20081999	Nuts, ground-nuts and other seeds, other than ground nut&cashew nut, w.o.n mixed together, w.o.n containing added sugar/other sweetening matter or spirit, not elsewhere specified/included, not roasted	84 730	332 765	330 960	1 384 051
20082010	Pineapples, otherwise prepared or preserved, whether or not containing added sugar or other sweetening matter or spirit, not elsewhere specified or included, in airtight containers for retail sale	0	17 628	0	24 461
20083010	Citrus fruits, otherwise prepared or preserved, containing added sugar or other sweetening matter or spirit	682 802	2 306 284	783 856	2 789 284
20083090	Citrus fruits, otherwise prepared or preserved, not containing added sugar or other sweetening matter or spirit	194 943	893 877	348 255	1 372 240
20084000	Pears, otherwise prepared or preserved whether or not contain sugar or sweetening matter or spirit	0	14	0	5
20085000	Apricots, otherwise prepared or preserved whether or not contain sugar or sweetening matter or spirit	0	500	0	21 130
20086010	Cherries, otherwise prepared or preserved, containing added sugar or other sweetening matter or spirit	115 966	416 008	385 555	1 333 971
20086090	Cherries, otherwise prepared or preserved, not containing added sugar or other sweetening matter or spirit	0	11 774	0	58 526
20087010	Peaches including nectarines, otherwise prepared orpreserved, containing added sugar or other sweetening matter or spirit	36 195	157 212	49 788	279 947

https://www.bps.go.id

I.3. IMPOR MENURUT KOMODITI / IMPORT BY HS COMMODITY
***** APRIL/*APRIL 2022* *****

H S	Uraian Komoditi/*Commodity Description*	Berat bersih/*Net weight* (Kg)		Nilai/*Value CIF* (US$)	
		Bulan ini *Current month*	Kumulatif *Cum. Jan. to date*	Bulan ini *Current month*	Kumulatif *Cum. Jan. to date*
20087090	Peaches including nectarines, otherwise prepared or preserved, not containing added sugar or other sweetening matter or spirit	567	997	1 624	3 993
20088000	Strawberries, otherwise prepared or preserved whether or not contain sugar or sweetening matter or spirit	900	8 212	24 443	276 921
20089310	Cranberries (vaccinium macrocarpon, vaccinium oxycoccos), lingonberries (vaccinium vitis-idaea), otherwise prepared/preserved, containing added sugar or other sweetening matter or spirit	0	598	0	3 617
20089390	Cranberries (vaccinium macrocarpon, vaccinium oxycoccos), lingonberries (vaccinium vitis-idaea), otherwise prepared/preserved, not containing added sugar or other sweetening matter or spirit	0	32	0	22
20089710	Mixtures of stems, roots and other edible parts of plants,not including fruitsor nuts whether or not containing added sugar or other sweetening matter or spirit	31 488	94 464	54 400	161 280
20089720	Mixtures fruit and nuts other than those of subheading 200819, containing added sugar or other sweetening matter or spirit	114 200	199 810	247 361	412 061
20089790	Mixtures fruit and nuts other than those of subheading 200819, not containing added sugar or other sweetening matter or spirit	23 930	29 645	43 634	64 482
20089910	Lychees, otherwise prepared or preserved, whether or not containing added sugar or other sweetening matter or spirit	68 999	746 372	113 178	1 315 370
20089920	Longans, otherwise prepared or preserved, whether or not containing added sugar or other sweetening matter or spirit	43 537	563 536	96 812	1 168 275
20089930	Stems, roots and other edible part of plant,not including fruit or nut, otherwise prepared or preserved whether or not contain sugar or sweetening matter	16 035	64 383	121 069	530 978
20089940	Fruit, nuts and other edible parts of plants other than HS code 20089100 to 20089930, otherwise prepared or preserved, not elsewhere specified or included, containing sugar or sweetening matter	2 559	147 262	9 482	449 721
20089990	Fruit, nuts and other edible parts of plants other than HS code 20089100 to 20089930, otherwise prepared or preserved, not elsewhere specified or included, not containing sugar or sweetening matter	323 231	474 476	625 126	1 173 824
20091100	Orange juice, frozen	292 081	2 571 539	437 570	4 121 330
20091200	Orange juice, not frozen, of a brix value not exceeding 20	24 318	188 883	36 633	351 066
20091900	Orange juice, not frozen, of a brix value exceeding 20	3 882	35 824	18 398	65 843
20092100	Grapefruit (including pomelo) juice, of a brix value not exceeding 20	360	19 631	875	19 265
20092900	Grapefruit (including pomelo) juice, of a brix value exceeding 20	18 152	90 154	122 002	598 834
20093100	Juice of any other single citrus fruit, of a brix value not exceeding 20	1 242	28 614	3 858	127 399
20093900	Juice of any other single citrus fruit, of a brix value exceeding 20	22 819	71 559	110 068	410 084
20094100	Pineapple juice, of a brix value not exceeding 20	8 812	13 208	11 517	16 775
20094900	Pineapple juice, of a brix value exceeding 21	2 819	6 845	9 115	20 760
20095000	Tomato juice	5 279	14 224	5 735	14 980
20096100	Grape juice (including grape must), of a brix value not exceeding 30	62 728	252 930	126 974	559 805
20096900	Grape juice (including grape must), of a brix value exceeding 30	8 762	157 023	31 319	418 746
20097100	Apple juice, of a brix value not exceeding 20	15 068	55 953	21 554	72 842
20097900	Apple juice, of a brix value exceeding 20	28 329	426 221	103 986	752 435
20098190	Cranberry (vaccinium macrocarpon, vaccinium oxycoccos) juice, lingonberry (vaccinium vitis-idaea) juice, not suitable for infants or young children	10 562	28 965	17 810	139 097
20098910	Blackcurrant juice	612	43 112	6 690	219 761
20098940	Mango juice concentrate	1 650	1 650	34 043	34 043
20098999	Juice of any other single fruit, nut or vegetable, other than HS code 20098110 to 20098940, not suitable for infants or young children	97 297	1 137 758	282 280	2 012 441
20099091	Mixtures of juices, not suitable for infants or young children, ready for immediate consumption	16 535	87 251	25 876	247 265
20099099	Mixtures of juices, not suitable for infants or young children, not ready for immediate consumption	22 699	102 891	178 512	395 123
21011111	Instant coffee, in packings of a net weight not less than 20 kg	343 792	343 792	2 336 058	2 336 058
21011119	Instant coffee, in packings of a net weight more than 20 kg	29 552	2 409 437	148 615	13 662 657
21011190	Extracts, essences and concentrates of coffee, other than instant coffee	3 771	12 730	140 232	377 355

https://www.bps.go.id

I.3. IMPOR MENURUT KOMODITI / IMPORT BY HS COMMODITY
***** APRIL/*APRIL 2022* *****

H S	Uraian Komoditi/*Commodity Description*	Berat bersih/*Net weight* (Kg)		Nilai/*Value CIF* (US$)	
		Bulan ini *Current month*	Kumulatif *Cum. Jan. to date*	Bulan ini *Current month*	Kumulatif *Cum. Jan. to date*
21011210	Mixtures in paste form with a basis of ground roasted coffee, containing vegetable fats	0	10 158	0	54 892
21011291	Coffee preparation with a basis of extracts, essences or concentrate containing added sugar, whether or not containing creamer	285 793	1 847 749	1 534 702	9 755 769
21011292	Coffee preparation with a basis of ground roasted coffee containing added sugar, whether or not containing creamer	3 059	15 474	25 643	146 147
21011299	Preparations with a basis of extracts, essences or concentrates or with a basis of coffee, other than HS code 21011210 to 21011292	5 321	57 796	76 979	402 465
21012020	Tea extracts for the manufacture of tea preparations, in powder	92 221	142 879	519 259	1 140 194
21012030	Preparations of tea consisting of a mixture of tea, milk powder and sugar	11 430	38 247	41 515	185 641
21012090	Extracts, essences and concentrates, of tea or maté, and preparations with a basis of these extracts, essences or concentrates or with a basis of tea or maté, other than HS code 21012020 to 21012030	94 308	710 660	533 163	3 967 830
21013000	Roasted chicory and oth roasted coffee substitutes, and extracts, essences and concentrates thereof	76	116 256	2 838	113 235
21021000	Active yeasts	562 775	2 579 982	1 784 923	7 897 974
21022010	Inactive yeasts, other single-cell micro-organisms, dead, of a kind used in animal feeding	124 318	489 786	232 134	1 023 421
21022090	Inactive yeasts, other single-cell micro-organisms, dead, of a kind not used in animal feeding	227 221	1 137 667	588 371	2 275 673
21023000	Prepared baking powders	544 038	1 492 927	2 646 381	6 757 961
21031000	Soya sauce	1 571 238	5 786 735	1 746 122	6 304 800
21032000	Tomato ketchup and oth tomato sauces	88 884	647 568	144 355	1 099 968
21033000	Mustard flour and meal and prepared mustard	65 084	154 976	170 743	525 409
21039011	Chilli sauce	118 564	494 165	158 224	755 708
21039012	Fish sauce	169 880	652 802	201 582	796 564
21039013	Sauces other than chilli sauce or fish sauce	810 228	3 189 406	2 239 728	8 823 355
21039019	Sauces and preparations therefor, other than HS code 21039011 to 21039013	2 690 534	8 941 503	4 745 537	15 628 873
21039021	Shrimp paste including belachan (blachan)	1 784	3 062	5 881	16 279
21039029	Mixed condiments and mixed seasonings, other than shrimp paste	145 795	683 902	781 294	3 178 027
21041019	Soups and broths and preparations therefor, containing meat, not suitable for infants or young children	63 342	132 847	235 356	528 819
21041099	Soups and broths and preparations therefor, not containing meat, not suitable for infants or young children	162 751	1 605 226	831 692	8 139 269
21042019	Homogenised composite food prepartion, containing meat, not suitable for infants or young children	1 509	2 562	5 113	9 401
21042091	Homogenised composite food prepartion, not containing meat, suitable for infants or young children	1 388	18 377	12 465	94 005
21042099	Homogenised composite food prepartion, not containing meat, not suitable for infants or young children	668	3 532	1 943	9 611
21050000	Ice cream and other edible ice, whether or not containing cocoa	300 238	1 448 946	973 026	4 490 857
21061000	Protein concentrates and textured protein substances	1 771 829	6 497 410	5 777 188	21 158 681
21069011	Dried bean curd and dried bean curd stick	22 699	77 760	93 316	357 169
21069012	Fresh soybean curd (tofu)	83	262	2 093	10 436
21069019	Beancurd, other than dried bean curd, dried bean curd stick, fresh soybean curd (tofu)	122 816	559 433	1 474 953	6 768 299
21069020	Powdered alcohol	33	33	289	289
21069030	Non-dairy creamer	9 020 516	33 270 887	19 903 707	70 564 949
21069041	Autolysed yeast extracts, in powder form	230 857	1 337 928	1 635 599	8 620 896
21069049	Autolysed yeast extracts, other than in powder form	260 966	938 840	1 457 241	4 587 928
21069053	Non-alcoholic preparations of a kind used for the making or for the manufacture of beverages, ginseng based products	50	7 901	5 650	341 878
21069054	Non-alcoholic preparations of a kind used for the making or for the manufacture of beverages, other preparations of a kind used as raw material for the manufacture of composite concentrates	73 149	497 373	854 571	6 008 944
21069055	Non-alcoholic preparations of a kind used for the making or for the manufacture of beverages, composite concentrates for simple dilution with water to make beverages	295 661	1 304 457	4 139 393	16 046 886

https://www.bps.go.id

I.3. IMPOR MENURUT KOMODITI / IMPORT BY HS COMMODITY
***** APRIL/*APRIL 2022* *****

H S	Uraian Komoditi/*Commodity Description*	Berat bersih/*Net weight* (Kg)		Nilai/*Value CIF* (US$)	
		Bulan ini *Current month*	Kumulatif *Cum. Jan. to date*	Bulan ini *Current month*	Kumulatif *Cum. Jan. to date*
21069059	Non-alcoholic preparations of a kind used for the making or for the manufacture of beverages, other than HS code 21069053 to 21069055	830 376	2 403 661	7 484 863	24 477 849
21069062	Preparations of a kind used as raw material for the manufacture of alcoholic beverage, in other form	0	2	0	42
21069064	Composite concentrates for simple dilution with water to make beverages, of kind used for making alcoholic beverage, in liquid	0	15 989	0	23 997
21069066	Alkoholic preparations, of a kind used for the manufacture of alcoholic beverages, in liquid form	0	1	0	153
21069069	Alcoholic preparations of a kind used for the making or for the manufacture of beverages, other than HS code 21069061-21069067	39	125	786	2 280
21069071	Food supplements based on ginseng	274	1 151	27 069	199 428
21069072	Food supplements, other than based on ginseng	137 725	804 204	4 995 216	27 127 942
21069073	Fortificant premixes	235 175	1 032 310	1 553 391	7 228 918
21069089	Food preparations for use by infants or young children, other than preparations for lactase deficient infants or young children	25 392	79 300	438 841	1 245 190
21069091	Food preparation, mixtures of chemicals with foodstuffs or other substances with nutritive value,of a kind used for food processing	47 020	385 111	452 370	3 334 685
21069092	Flavoured or coloured syrups	388 600	2 164 609	1 746 451	7 483 199
21069095	Seri kaya	1	245	59	1 709
21069096	Other medical foods	185 279	722 316	1 945 696	8 720 082
21069098	Other flavouring preparations	1 062 581	5 018 713	7 691 519	28 954 357
21069099	Food preparations not elsewhere specified or included, other than HS code 21061000 to 21069098	2 796 430	8 259 149	10 782 908	37 667 778
22011010	Mineral waters	715	215 375	1 199	221 625
22011020	Aerated waters	69	28 539	86	27 127
22019010	Ice and snow	0	6 709	0	48 289
22019090	Waters, not containing added sugar or other sweetening matter nor flavoured, other than mineral waters, aerated waters, ice and snow	1 429	1 485	2 420	3 325
22021020	Energy drink whether or not aerated	2 197 254	2 197 254	1 068 353	1 068 353
22021030	Other sparkling mineral waters or aerated waters, flavoured	192 147	1 380 014	144 731	1 122 738
22021090	Waters, containing added sugar or other sweetening matter or flavoured, other than HS code 22021020 to 22021030	3 538 088	23 849 793	2 482 666	14 319 712
22029100	Non-alcoholic beer	38	38	319	319
22029910	Flavoured uht milk based drinks	17 510	47 364	33 013	87 653
22029920	Soya milk drinks	3 393 418	14 358 978	2 345 552	9 642 453
22029930	Coconut water based drinks	2	2	4	4
22029940	Coffee based drinks or coffee flavoured drinks	2 175 841	7 915 186	2 462 230	8 680 914
22029950	Non-aerated beverages ready for immediate consumption without dilution, other than hs 2202.91.00-2202.99.40	3 007 531	16 197 481	3 220 129	15 530 349
22029990	Other non-alcoholic beverages, not including fruit, nut or vegetable juices of heading 2009	4 353 524	11 587 465	3 738 503	9 176 236
22030011	Stout or porter, of an alcoholic strength by volume not exceeding 5.8 % vol	78 952	109 298	115 827	165 618
22030091	Beer made from malt other than stout or porter, including ale, of an alcoholic strength by volume not exceeding 5.8 % vol	8 120	70 517	5 880	68 208
22030099	Beer made from malt other than stout or porter, including ale, of an alcoholic strength by volume exceeding 5.8 % vol	670	670	1 556	1 556
22041000	Sparkling wine	1 742	4 528	3 517	10 332
22042111	Wine, of an alcoholic strength by volume not exceeding 15 % vol, in container holding 2 l or less	176 473	453 913	476 940	1 460 823
22042113	Wine, of an alcoholic strength by volume exceeding 15% vol but not exceeding 23% vol, in container holding 2 l or less	4 342	5 574	19 256	27 494
22042122	Grape must with fermentation prevented or arrested by the addition, of an alcoholic strength by volume exceeding 15 % vol, in containers holding 2 l or less	43	76	126	598
22042911	Wine, of an alcoholic strength by volume not exceeding 15 % vol, in containers holding more than 10 l	5 497	13 234	63 907	149 985
22051010	Vermouth and other wine of fresh grapes flavoured with plants or aromatic substances, of an alcoholic strength by volume not exceeding 15 % vol, in containers holding 2 l or less	1 438	4 968	2 900	11 375

https://www.bps.go.id

I.3. IMPOR MENURUT KOMODITI / IMPORT BY HS COMMODITY
***** APRIL/*APRIL 2022* *****

H S	Uraian Komoditi/*Commodity Description*	Berat bersih/*Net weight* (Kg)		Nilai/*Value CIF* (US$)	
		Bulan ini *Current month*	Kumulatif *Cum. Jan. to date*	Bulan ini *Current month*	Kumulatif *Cum. Jan. to date*
22051020	Vermouth and other wine of fresh grapes flavoured with plants or aromatic substances, of an alcoholic strength by volume exceeding 15 % vol, in containers holding 2 l or less	2 198	5 465	12 394	26 340
22060020	Saké	16 443	28 684	73 520	115 331
22060091	Other rice wine (including medicated rice wine)	11 368	23 203	8 232	16 517
22060099	Other fermented beverages, mixtures of fermented beverages and mixtures of fermented beverages and non-alcoholic beverages, not elsewhere specified or included, other than HS code 22060010 to 22010091	0	3	0	102
22071000	Undenatured ethyl alcohol of an alcoholic strength by volume of 80 % vol or higher	988 704	9 093 021	1 158 376	9 140 547
22072011	Denatured ethyl alcohol of an alcoholic strength by volume exceeding 99 % vol	33	218	1 817	3 772
22072019	Denatured ethyl alcohol of an alcoholic strength by volume not exceeding 99 % vol	3 670	19 870	8 671	43 686
22072090	Ethyl alcohol and other spirits, denatured, of any strength, other than denatured ethyl alcohol including methylated spirits	45	10 851	642	31 877
22082050	Brandy	4 438	8 031	26 985	48 326
22082090	Spirits obtained by distilling grape wine or grape marc, other than brandy	99	1 369	204	3 979
22083090	Whiskies, other then in containers holding more than 5 l	30 315	97 861	204 959	543 079
22084000	Rum and other spirits obtained by distilling fermented sugar- cane products	563	1 478	3 141	5 351
22085000	Gin and geneva	2 439	16 454	7 153	71 916
22086000	Vodka	3 445	7 090	10 456	21 941
22087010	Liqueurs and cordials, of an alcoholic strength by volume not exceeding 57 % vol	8 604	31 912	33 460	103 229
22089040	Other samsu other than medicated samsu of an alcoholic strength by volume exceeding 40% vol	14 932	28 107	23 287	54 193
22089050	Arrack or pineapple spirit of an alcoholic strength by volume not exceeding 40 % vol	422	996	1 283	2 344
22089080	Bitters and similar beverages of an alcoholic strength exceeding 57 % vol	255	255	6 885	6 885
22089091	Undenatured ethyl alcohol of an alcoholic strength by volume of less than 80 % vol other than HS code 22082050 to 22089091, of an alcoholic strength by volume not exceeding 114 % vol	0	322	0	676
22089099	Undenatured ethyl alcohol of an alcoholic strength by volume of less than 80 % vol other than HS code 22082050 to 22089091, other than of an alcoholic strength by volume not exceeding 114 % vol	35 094	102 812	97 228	218 324
22090000	Vinegar and substitutes for vinegar obtained from acetic acid	143 161	751 401	226 022	1 071 657
23011000	Flours, meals and pellets, of meat or meat offal, greaves	32 947 585	159 845 795	23 825 966	108 344 641
23012010	Flours, meals and pellets of fish, with a protein content of less than 60% by weight	90 000	499 048	82 350	504 113
23012020	Flours, meals and pellets of fish, with a protein content of 60% or more by weight	800 000	2 195 339	1 046 640	2 846 084
23012090	Flours, meals and pellets, of crustaceans or molluscs or other aquatic invertebrates	9 767 710	41 405 743	4 338 976	19 362 714
23021000	Bran, sharps and other residues, whether or not in the form of pellets, derived from the sifting, milling or other working, of maize (corn)	12 004	12 184	12 825	15 800
23024010	Sharps and other residues, of rice, whether or not in the form of pellets, derived from the sifting, milling or other working	0	40	0	851
23024090	Sharps and other residuesof other cereal other than of rice, whether or not in the form of pellet, derived from the sifting, milling or other working of cereal	13 280	56 992	24 398	130 843
23025000	Sharps and other residues, whether or not in the form of pellet, derived from the sifting, milling or other working of leguminous plants	375 050	1 696 550	180 658	868 073
23031010	Residues of starch manufacture and similar residues, of manioc (cassava) or sago	0	3 000	0	6 555
23031090	Residues of starch manufacture and similar residues, other than of manioc (cassava) or sago	17 645 723	93 260 699	14 185 861	74 148 044

https://www.bps.go.id

I.3. IMPOR MENURUT KOMODITI / IMPORT BY HS COMMODITY
*** APRIL/*APRIL 2022* ***

H S	Uraian Komoditi/*Commodity Description*	Berat bersih/*Net weight* (Kg)		Nilai/*Value CIF* (US$)	
		Bulan ini *Current month*	Kumulatif *Cum. Jan. to date*	Bulan ini *Current month*	Kumulatif *Cum. Jan. to date*
23032000	Beet-pulp, bagasse and other waste of sugar manufacture	0	50 205	0	22 572
23033000	Brewing or distilling dregs and waste	70 121 323	274 455 207	24 109 163	91 759 106
23040010	Defatted soya-bean flour, fit for human consumption	565 250	2 341 378	536 903	2 201 740
23040090	Oil-cake and other solid residues, whether or not ground or in the form of pellets, resulting from the extraction of soya- bean oil, other than defatted soya-bean flour and soya-bean meal	569 682 257	1 799 178 790	328 123 312	967 888 548
23064110	Oil-cake & oth solid residues, of low erucic acid rape seeds, w.o.n ground/in the form of pellets, resulting from the extraction of vegetable/microbial fats/oils, oth than those of heading 2304/2305	529 571	529 571	211 612	211 612
23064910	Oil-cake & oth solid residues, of other rape seeds , w.o.n ground/in the form of pellets, resulting from the extraction of vegetable/microbial fats/oils, oth than those of heading 2304/2305	1 930 320	4 078 316	709 635	1 457 701
23065000	Oil-cake and oth solid residues, of coconut or copra, whether/not ground/in the form of pellets, resulting from the extraction of vegetable/microbial fats/oils, oth than those of heading 2304/2305	104 000	384 000	7 618	37 060
23066090	Oil-cake & oth solid residues, of palm nuts or kernels, resulting from the extraction of vegetable/microbial fats/oils, oth than those of heading 2304/2305, other than ground/in the form of pellets	0	68 737	0	10 517
23069090	Oil-cake & oth solid residues, w.o.n ground/in the form of pellets, resulting from the extraction of vegetable/microbial fats/oils, oth than those of heading 2304 / 2305, other than HS code 23061000 to 23069010	932 250	4 114 000	235 344	1 099 680
23070000	Wine lees, argol	0	12 000	0	16 800
23080000	Vegetable materials and waste,vegetable residues, whether or not in pellets form, used in animal feeding, not else specified	68 540	141 301	40 166	83 451
23091010	Dog or cat food, put up for retail sale, containing meat	7 302 616	26 506 952	13 406 367	48 124 869
23091090	Dog or cat food, put up for retail sale, not containing meat	3 314 567	11 405 423	4 497 676	15 112 806
23099011	Complete feed of a kind suitable for poultry	191 991	895 538	127 553	733 246
23099012	Complete feed of a kind suitable for swine	9 545 928	34 487 603	5 979 294	21 666 892
23099013	Complete feed of a kind suitable for prawns	1 562 837	6 923 475	1 806 478	8 188 310
23099019	Complete feed of a kind suitable for animal other than poultry,swine,prawns,primates	353 409	1 061 289	706 671	2 099 516
23099020	Premixes, feed supplements or feed additives	4 807 385	16 222 424	11 907 471	48 158 495
23099090	Preparations of a kind used in animal feeding, other than HS code 23091010 to 23099020	1 091 192	3 452 201	1 370 439	4 943 969
24011010	Tobacco, not stemmed/stripped, virginia type, flue-cured	321 158	977 973	1 495 219	4 174 065
24011040	Tobacco, not stemmed/stripped, burley type	0	6	0	42
24011050	Tobacco, not stemmed/stripped, flue-cured, other than virginia and burley type	0	20 311	0	168 784
24011090	Tobacco, not stemmed/stripped, other than flue-cured, virginia and burley type	86 888	890 414	422 681	4 154 496
24012010	Tobacco, partly or wholly stemmed/stripped, virginia type, flue-cured	7 890 456	22 242 926	33 402 141	94 295 497
24012020	Tobacco, partly or wholly stemmed/stripped, virginia type, other than flue-cured	39 600	39 600	145 728	145 728
24012030	Tobacco, partly or wholly stemmed/stripped, oriental type	1 432 433	5 987 903	9 584 370	29 561 559
24012040	Tobacco, partly or wholly stemmed/stripped, burley type	305 876	2 551 797	1 436 417	9 841 527
24012050	Tobacco, partly or wholly stemmed/stripped, flue-cured, other than virginia, oriental, and burley type	75	107 040	1 085	648 391
24012090	Tobacco, partly or wholly stemmed/stripped, other than flue-cured, virginia, oriental, and burley type	753 034	3 851 819	6 288 192	26 431 250
24013010	Tobacco stems	293 135	1 912 486	187 650	1 184 943
24013090	Tobacco refuse, other than tobacco stems	421 180	2 157 058	453 624	2 365 681
24021000	Cigars, cheroots and cigarillos, containing tobacco	12 004	66 800	119 516	735 072
24022010	Cigarettes containing tobacco, beedies	0	38	0	1 333
24022020	Cigarettes containing tobacco, clove cigarettes	896 491	2 673 675	7 672 865	24 764 702
24022090	Cigarettes containing tobacco, other than beedies and clove cigarettes	219 132	810 856	2 186 474	7 991 781
24029020	Cigarettes of tobacco substitutes	0	1	0	71
24031110	Water pipe tobacco specified in subheading note 1 to this chapter, packed for retail sale	7 590	7 590	60 858	60 858
24031190	Water pipe tobacco specified in subheading note 1 to this chapter, other than packed for retail sale	0	28 043	0	245 571

https://www.bps.go.id

I.3. IMPOR MENURUT KOMODITI / IMPORT BY HS COMMODITY
*** APRIL/*APRIL 2022* ***

H S	Uraian Komoditi/*Commodity Description*	Berat bersih/*Net weight* (Kg)		Nilai/*Value CIF* (US$)	
		Bulan ini *Current month*	Kumulatif *Cum. Jan. to date*	Bulan ini *Current month*	Kumulatif *Cum. Jan. to date*
24031920	Manufactured tobacco for the manufacture of cigarettes, other than ang hoon and water pipe tobacco	391 500	1 623 845	1 812 538	8 084 937
24031999	Smoking tobacco, w.o.n containing tobacco substitutes in any proportion, packed not for retail sale, other than ang hoon and water pipe tobacco	146 674	618 463	1 083 203	2 612 624
24039190	"homogenised" or "reconstituted tobacco", other than packed for retail sale	129 813	699 742	388 358	2 053 800
24039910	Tobacco extracts and essences	21 950	40 018	81 120	2 164 897
24039990	Manufactured tobacco and manufactured tobacco substitutes, other than HS code 24031110 to 24039950	315 885	781 485	1 746 372	7 220 084
24041100	Products intended for inhalation without combustion, containing tobacco or reconstituted tobacco	2 021	2 021	23 757	23 757
24041210	E-cigarette liquid or gel	7	7	846	846
25010010	Table salt	50 050	316 079	8 921	57 161
25010020	Unprocessed rock salt	0	2	0	228
25010050	Sea water	182	3 887	2 439	127 058
25010091	Salt with sodium chloride content more than 60 % but less than 97%, calculated on a dry basis, fortified with iodine	0	7	0	75
25010093	Salt with sodium chloride content 97 % or more, calculated on a dry basis	296 222 021	674 644 029	11 835 207	26 217 273
25010099	Salt (including table salt and denatured salt) and pure sodium chloride, w.o.n in aqueous solution or containing added anti-caking or free-flowing agents other than HS code 25010010 to 25010093	50 004	109 451	9 614	38 133
25020000	Unroasted iron pyrites	148 227	267 227	44 145	102 465
25030000	Sulphur of all kinds, other than sublimed sulphur, precipitated sulphur and colloidal sulphur	134 896 443	477 724 950	38 714 705	153 578 803
25041000	Natural graphite, in powder or in flakes	29 922	407 375	132 558	711 052
25049000	Natural graphite, not in powder nor in flakes	22 292	167 315	20 499	112 692
25051000	Silica sands and quartz sands	438 486	2 316 682	221 211	791 557
25059000	Natural sands of all kinds, whether or not coloured, other than metal-bearing sands of chapter 26, other than silica sands and quartz sands	128 301	585 718	71 453	252 938
25061000	Quartz	1 517 363	7 890 277	316 628	1 552 503
25062000	Quartzite	61 812	30 148 752	34 032	2 108 183
25070000	Kaolin and other kaolinic clays, whether or not calcined	6 914 421	31 709 864	2 522 943	10 927 016
25081000	Bentonite	12 718 104	112 955 258	1 631 835	11 033 880
25083000	Fire-clay	1 236 020	5 613 399	610 637	2 813 132
25084010	Fuller's earth	1 423 437	3 844 610	228 399	601 226
25084090	Clays(excl expanded clays), other than bentonite, fire-clay, fuller's earth	2 493 559	14 758 679	1 846 191	10 830 207
25085000	Andalusite, kyanite and sillimanite	189 000	587 200	108 488	329 219
25086000	Mullite	359 000	1 334 121	161 120	657 095
25087000	Chamotte or dinas earths	124 565	1 127 909	95 145	474 470
25090000	Chalk	1	341 112	59	94 459
25101010	Natural calcium phosphates, natural aluminium calcium phosphates and phosphatic chalk, unground, apatite	447	120 624	11 944	169 892
25102010	Natural calcium phosphates, natural aluminium calcium phosphates and phosphatic chalk, ground, apatite	566 110	566 140	168 563	179 063
25102090	Natural calcium phosphates, natural aluminium calcium phosphates and phosphatic chalk, ground, other than apatite	172 235 500	472 340 500	49 904 095	107 261 068
25111000	Natural barium sulphate (barytes)	6 620 417	20 625 740	1 265 272	3 824 948
25120000	Siliceous fossil meals (for example, kieselguhr, tripolite and diatomite) and similar siliceous earths, whether or not calcined, of an apparent specific gravity of 1 or less	72 570	409 133	97 524	369 165
25131000	Pumice stone	100 002	173 023	34 582	140 778
25132000	Emery, natural corundum, natural garnet and other natural abrasives	1 256 337	5 584 251	532 975	2 405 470
25140000	Slate, whether or not roughly trimmed or merely cut, by sawing or otherwise, into blocks or slabs of a rectangular (including square) shape	0	23 752	0	8 344
25151100	Marble and travertine, crude or roughly trimmed	548 505	931 540	104 209	228 722
25151210	Marble and travertine, merely cut, by sawing or otherwise, into blocks of a rectangular (including square) shape	2 761 151	7 444 222	886 909	2 582 809

https://www.bps.go.id

I.3. IMPOR MENURUT KOMODITI / IMPORT BY HS COMMODITY
***** APRIL/*APRIL 2022* *****

H S	Uraian Komoditi/*Commodity Description*	Berat bersih/*Net weight* (Kg)		Nilai/*Value CIF* (US$)	
		Bulan ini *Current month*	Kumulatif *Cum. Jan. to date*	Bulan ini *Current month*	Kumulatif *Cum. Jan. to date*
25151220	Marble and travertine, merely cut, by sawing or otherwise, into slabs of a rectangular (including square) shape	158 842	1 261 496	61 996	725 915
25161100	Granite, crude or roughly trimmed	0	601	0	1 253
25161210	Granite, merely cut, by sawing or otherwise, into blocks of a rectangular (including square) shape	27 000	302 855	8 345	105 152
25161220	Granite, merely cut, by sawing or otherwise, into slabs of a rectangular (including square) shape	211 784	722 993	90 832	287 639
25162010	Sandstone, crude or roughly trimmed	9	9	462	462
25162020	Sandstone, merely cut, by sawing or otherwise, into blocks or slabs of a rectangular (including square) shape	0	2 250	0	756
25169000	Porphyry, basalt, and other monumental or building stone, other than HS code 25161100 to 25162020	0	80	0	4 647
25171000	Pebbles, gravel, broken or crushed stone, of a kind commonly used for concrete aggregates, for road metalling or for railway or other ballast, shingle and flint, whether or not heat-treated	6 551 320	30 817 636	111 364	534 707
25174100	Granules, chippings and powder, of marble , whether or not heat-treated	339 980	601 017	56 643	99 055
25174900	Granules, chippings and powder, of stones of heading 2515 or 2516, other than marble, whether or not heat-treated	233 529	13 841 382	71 022	367 269
25181000	Dolomite, not calcined or sintered, including roughly trimmed or merely cut, by sawing or otherwise, into blocks or slabs of a rectangular (including square) shape	35 379 200	126 025 935	1 006 251	3 517 871
25182000	Calcined or sintered dolomite, including roughly trimmed or merely cut, by sawing or otherwise, into blocks or slabs of a rectangular (including square) shape	47 828	257 536	22 063	111 822
25191000	Natural magnesium carbonate (magnesite)	215 737 700	654 420 025	7 944 867	25 986 424
25199010	Fused magnesia, dead-burned (sintered) magnesia	16 076 699	46 948 409	6 529 438	17 756 080
25199090	Magnesium oxide, whether or not pure, other than fused magnesia, dead-burned (sintered) magnesia	532 527	13 846 098	303 445	5 179 248
25201000	Gypsum, anhydrite	256 504 129	717 689 822	10 594 653	27 764 817
25202010	Plasters, of a kind suitable for use in dentistry	44 175	109 591	33 528	86 068
25202090	Plasters, not of a kind suitable for use in dentistry	996 065	6 995 525	326 315	2 239 243
25210000	Limestone flux, limestone and other calcareous stone, of a kind used for the manufacture of lime or cement	152 336 169	475 146 298	4 485 744	14 392 175
25221000	Quicklime	19 215 762	87 023 918	2 793 744	11 434 049
25222000	Slaked lime	181 062	600 620	64 232	183 303
25223000	Hydraulic lime	100	100	1 259	1 259
25231090	Cement clinkers, not of a kind used in the manufacture of white cement	21	78	117	470
25232100	Portland cement, white cement, whether or not artificially coloured	23 400	104 400	7 580	33 216
25232990	Portland cement, other than white cement and coloured cement	9	125	43	1 372
25233000	Aluminous cement	577 597	2 016 293	527 297	1 848 362
25239000	Slag cement, supersulphate cement and similar hydraulic cements, whether or not coloured or in the form of clinkers	0	57	0	409
25249000	Asbestos, other than crocidolite	16 621 990	40 880 490	8 986 195	21 048 183
25251000	Crude mica and mica rifted into sheets or splittings	1 016	1 862	3 778	7 490
25252000	Mica powder	40 874	966 135	101 731	977 944
25253000	Mica waste	0	4	0	25
25261000	Natural steatite, whether or not roughly trimmed or merely cut, by sawing or otherwise, into blocks or slabs of a rectangular (including square) shape, not crushed, not powered	224 000	700 385	32 480	103 884
25262010	Natural steatite, whether or not roughly trimmed or merely cut, by sawing or otherwise, into blocks or slabs of a rectangular (including square) shape, talc powder	7 465 399	36 232 042	2 158 132	9 491 846
25262090	Natural steatite, whether or not roughly trimmed or merely cut, by sawing or otherwise, into blocks or slabs of a rectangular (including square) shape, crushed	986 960	3 871 045	317 190	1 248 730
25280000	Natural borates and concentrates thereof (w.o.n calcined), but not incl borates separated from natural brine, natural boric acid containing not more than 85 % of H3BO3 calculated on the dry weight	1 503 000	8 816 100	976 950	4 937 573
25291010	Potash feldspar, soda feldspar	29 275 000	63 983 200	1 573 458	4 802 551
25291090	Feldspar, other than potash and soda feldspar	2 427 300	12 618 188	485 387	2 401 185

https://www.bps.go.id

I.3. IMPOR MENURUT KOMODITI / IMPORT BY HS COMMODITY
*** APRIL/*APRIL 2022* ***

H S	Uraian Komoditi/*Commodity Description*	Berat bersih/*Net weight* (Kg)		Nilai/*Value CIF* (US$)	
		Bulan ini *Current month*	Kumulatif *Cum. Jan. to date*	Bulan ini *Current month*	Kumulatif *Cum. Jan. to date*
25292100	Fluorspar, containing by weight 97 % or less of calcium fluoride	205 120	27 108 369	80 262	14 529 265
25292200	Fluorspar, containing by weight more than 97 % of calcium fluoride	72 000	354 050	52 056	268 803
25293000	Leucite, nepheline and nepheline syenite	405 300	1 098 400	181 784	448 056
25301000	Vermiculite, perlite and chlorites, unexpanded	1 605 154	5 575 248	353 148	1 249 893
25302010	Kieserite	0	8 416 870	0	1 842 222
25302020	Epsomite (natural magnesium sulphates)	75	16 088	205	4 161
25309010	Micronized zircon sand (zirconium silicate) of a kind used as an opacifier	447 243	1 816 041	782 164	2 734 688
25309090	Mineral substances, other than HS code 25301000 to 25309010	2 316 714	13 647 308	426 941	2 478 741
26011110	Iron ores and concentrates, other than roasted iron pyrites, non-agglomerated, haematite and concentrates	207 855 920	1 115 293 955	24 799 599	114 557 899
26011190	Iron ores and concentrates, other than roasted iron pyrites, non-agglomerated, other than haematite and concentrates	236 836 050	1 856 306 330	37 017 746	215 048 037
26011210	Iron ores and concentrates, other than roasted iron pyrites, agglomerated , haematite and concentrates	50 000	191 937 231	14 750	30 532 216
26011290	Iron ores and concentrates, other than roasted iron pyrites, agglomerated , other than haematite and concentrates	15	85 924 057	2	13 382 315
26020000	Manganese ores and concentrates, including ferruginous manganese ores and concentrates with a manganese content of 20 % or more, calculated on the dry weight	1 731 215	171 098 166	669 824	36 884 420
26030000	Copper ores and concentrates	73 611	1 093 125	9 035	196 932
26040000	Nickel ores and concentrates	5 262 540	5 262 715	268 390	273 119
26060000	Aluminium ores and concentrates	25 005	276 774	18 013	146 013
26070000	Lead ores and concentrates	0	22 241	0	18 445
26080000	Zinc ores and concentrates	3 250 442	7 296 072	636 070	1 326 621
26090000	Tin ores and concentrates	0	2 003	0	54 073
26100000	Chromium ores and concentrates	38 403 200	226 953 869	7 662 646	43 119 115
26110000	Tungsten ores and concentrates	281	1 252	20 334	86 422
26139000	Molybdenum ores and concentrates, other than roasted	150	150	90	90
26140010	Ilmenite ores and concentrates	26 000	26 000	52 000	52 000
26140090	Titanium ores and concentrates, other than ilmenite	494 000	2 556 000	906 880	4 544 657
26151000	Zirconium ores and concentrates	9 000	540 885	40 474	1 198 016
26159000	Niobium, tantalum, vanadium ores and concentrates	1 449	61 341	12 838	206 165
26169000	Precious metal ores and concentrates, other than silver ores	0	50	0	154
26179000	Other ores and concentrates not elsewhere classified in chapter 26	2 351	5 553	22 336	47 472
26180000	Granulated slag (slag sand) from the manufacture of iron or steel	0	2 650 008	0	354 673
26190000	Slag, dross (other than granulated slag), scalings and other waste from the manufacture of iron or steel	0	124 456	0	17 332
26201900	Slag, ash and residues (other than from the manufacture of iron or steel), containing mainly zinc, other than hard zinc spelter	73 610	466 099	9 569	64 161
26202100	Slag, ash and residues (other than from the manufacture of iron or steel), containing mainly lead, leaded gasoline sludges and leaded anti-knock compound sludges	0	39	0	415
26206000	Slag,ash&residu (oth than from the manufacture of iron/steel), cont arsenic,mercury,thallium/their mixtures,for the extraction of arsenic/those metals/for the manufacture of their chemical compounds	0	267	0	1 955
26209990	Slag, ash and residues other than HS code 26201100 to 26209910	1	7	261	344
26219090	Other slag and ash, including seaweed ash (kelp) not elsewhere classified in chapter 26, other than crude potassium salts obtained in the sugar industry from residues of beet molasses	0	21 000	0	4 104
27011100	Anthracite, whether or not pulverised, but not agglomerated	301 670 730	794 684 891	107 352 195	283 758 080
27011210	Bituminous coal, whether or not pulverised, but not agglomerated, coking coal	468 247 236	1 924 455 462	148 210 826	569 213 234
27011290	Bituminous coal, whether or not pulverised, but not agglomerated, other than coking coal	73 308 000	242 968 135	40 313 561	71 369 755
27011900	Coal, whether or not pulverised, but not agglomerated, other than antracite and bituminous	32 867 016	126 752 347	20 579 624	42 135 704
27012000	Briquettes, ovoids and similar solid fuels manufactured from coal	0	3	0	255
27021000	Lignite, whether or not pulverised, but not agglomerated	0	7 383	0	18 566
27030010	Peat, whether or not compressed into bales, but not agglomerated	21 590	135 390	10 398	57 426

https://www.bps.go.id

I.3. IMPOR MENURUT KOMODITI / IMPORT BY HS COMMODITY
*** APRIL/*APRIL 2022* ***

H S	Uraian Komoditi/*Commodity Description*	Berat bersih/*Net weight* (Kg)		Nilai/*Value CIF* (US$)	
		Bulan ini *Current month*	Kumulatif *Cum. Jan. to date*	Bulan ini *Current month*	Kumulatif *Cum. Jan. to date*
27040010	Coke and semi-coke of coal	86 717 217	201 381 129	36 205 773	85 034 274
27040020	Coke and semi-coke of lignite or of peat	0	53 845	0	45 759
27040030	Retort carbon	758 395	2 398 295	247 847	792 956
27071000	Benzol (benzene)	0	17	0	612
27072000	Toluol (toluene)	163	1 271	740	6 923
27073000	Xylol (xylenes)	503 951	2 483 366	527 930	2 306 755
27074000	Naphthalene	0	114 720	0	131 416
27075000	Oth aromatic hydrocarbon mixtures of which 65 %/more by volume (incl losses) distils at 250°C by the ISO 3405 method (equivalent to the astm d 86 method) other than benxol, toluol, xylol, naphthalene	14 047 735	54 316 367	12 941 587	43 983 417
27079100	Creosote oils	153	183	1 860	3 118
27079910	Oils and other products of the distillation of high temperature coal tar, carbon black feedstock	58 936	83 653	66 335	104 156
27079990	Oils and other products of the distillation of high temperature coal tar, other than HS code 27071000 to 27079010	1 092 589	8 202 172	1 838 924	9 608 570
27081000	Pitch, obtained from coal tar or from other mineral tars	4 035 820	9 508 240	4 536 132	10 782 976
27082000	Pitch coke, obtained from coal tar or from other mineral tars	114 000	434 000	65 352	263 115
27090010	Crude petroleum oils	1 534 525 178	3 959 817 423	1 222 109 771	2 744 141 874
27090020	Condensates	0	419 718 439	0	288 452 835
27090090	Petroleum oils obtained from bituminous minerals other than crude petroleum oils and condensates	9	9	357	357
27101213	Motor spirit, leaded, below RON 90	0	10 869	0	101 090
27101221	Motor spirit, unleaded, of RON 97 and above, unblended	520	2 905 951	2 294	2 355 536
27101222	Motor spirit, unleaded, of RON 97 and above, blended with ethanol	0	38	0	19 592
27101223	Motor spirit, unleaded, of RON 97 and above, blended other than ethanol	467	740	5 945	20 285
27101224	Motor spirit, unleaded, of RON 90 and above but below RON 97, unblended	1 426 218 900	4 344 017 206	1 486 667 079	4 180 404 368
27101227	Motor spirit, unleaded, of below RON 90, unblended	45 832 226	972 580 736	49 451 113	854 912 482
27101229	Motor spirit, unleaded, of below RON 90, blended other than ethanol	0	36 075 842	0	30 852 984
27101231	Aviation spirit, of a kind used in aviation piston-engines, 100 octane and above	211 926	603 214	336 375	957 376
27101240	Tetrapropylene	891	2 769	6 072	18 750
27101250	White spirit	1 028 962	5 349 489	1 111 528	5 016 268
27101260	Low aromatic solvents containing by weight less than 1 % aromatic content	921 769	3 891 488	1 294 046	4 896 848
27101270	Solvent spirits containing by weight more than 1 % aromatic content	3 995	41 407	14 088	139 028
27101280	Naphtha, reformates and other preparations of a kind used for blending into motor spirits	139 746 393	680 280 361	142 127 488	618 748 690
27101292	Petroleum spirit, having a flash point of less than 23°C	12 224	101 015	40 660	270 947
27101299	Petroleum spirit, having a flash point of more than 23°C	141 396	1 211 079	407 257	1 885 866
27101920	Topped crudes	296 579	1 415 325	342 647	1 727 464
27101930	Carbon black feedstock	78	19 964 161	3 390	11 320 715
27101941	Lubricating oil feedstock	40 026 071	167 399 409	41 747 942	164 829 331
27101942	Lubricating oils for aircraft engines	16 421	20 395	144 597	222 203
27101944	Lubricating greases	1 805 029	7 225 420	5 727 160	22 444 537
27101945	Lubricating oils for textile	137 550	137 550	220 387	220 387
27101946	Lubricating oils other than HS 27101941 to 27101946	5 910 373	29 256 253	12 275 227	60 551 851
27101950	Hydraulic brake fluid	2 918	181 640	22 624	602 236
27101960	Transformer and circuit breakers oils	487 280	2 875 489	574 713	3 157 209
27101971	Automotive diesel fuel	216 030 105	1 444 781 004	206 398 909	1 240 241 256
27101972	Diesel fuels other than automotive diesel fuel	48	3 448	584	7 010
27101979	Fuel oils	61 359 890	275 100 277	41 137 301	141 649 101
27101981	Aviation turbine fuel (jet fuel) having a flash point of 23°C or more	0	9	0	1 019
27101982	Aviation turbine fuel (jet fuel) having a flash point of less than 23°C	0	3	0	68
27101983	Other kerosene	282	1 628	7 010	37 426
27101989	Other medium oils and preparations	14 087 950	54 035 969	18 954 037	61 388 623

https://www.bps.go.id

I.3. IMPOR MENURUT KOMODITI / IMPORT BY HS COMMODITY
*** APRIL/*APRIL 2022* ***

H S	Uraian Komoditi/*Commodity Description*	Berat bersih/*Net weight* (Kg)		Nilai/*Value CIF* (US$)	
		Bulan ini *Current month*	Kumulatif *Cum. Jan. to date*	Bulan ini *Current month*	Kumulatif *Cum. Jan. to date*
27101990	Petroleum oil&oil obtain from bituminous mineral oth than crude&preparation n.e.s/incl,cont by weight ≥70% of oils mention before, these oils being the basic constituents of the preparations, not cont biodiesel&oth than waste oils, oth than hs 27101211-27101989	5 534 666	21 420 189	7 644 608	27 954 117
27102000	Petroleum oil&oil obtain from bituminous mineral oth than crude&preparations n.e.s/incl, cont by weight≥70% of oil mention before,these oil being the basic constituent of the preparation, cont biodiesel, oth than waste oil	3 673	6 006	23 474	40 434
27109900	Waste oils, other than containing polychlorinated biphenyls (PCBs), polychlorinated terphenyls (PCTs) or polybrominated biphenyls (PBBs)	69	333	7 540	31 805
27111200	Liquefied, propane	270 956 667	1 089 965 816	249 496 430	884 568 634
27111300	Liquefied, butanes	270 309 689	1 112 392 285	255 166 000	911 814 133
27111410	Liquefied, butanes	29 148	39 112	141 457	214 507
27111490	Liquefied, propylene, butylene and butadiene	5 703 188	16 591 054	5 943 579	15 154 257
27111900	Petroleum gases and other gaseous hydrocarbons, other than HS code 217111100 to 27111300	1 499 916	3 028 916	1 504 464	2 744 065
27112900	Petroleum gases and other gaseous hydrocarbons, in gaseous state , other than natural gas	2	41	1 868	28 900
27121000	Petroleum jelly	134 534	1 143 910	287 475	2 190 826
27122000	Paraffin wax containing by weight less than 0.75 % of oil	662 719	2 908 164	1 028 771	4 140 937
27129010	Paraffin wax containing by weight more than 0.75 % of oil	1 347 213	5 237 768	1 293 112	4 671 495
27129090	Microcrystalline petroleum wax, slack wax, ozokerite, lignite wax, peat wax, other mineral waxes, and similar products obtained by synthesis or by other processes, whether or not coloured	323 359	1 089 730	665 984	2 319 491
27131100	Petroleum coke, not calcined	22 000 000	22 000 000	12 320 000	12 320 000
27131200	Petroleum coke, calcined	13 377 471	14 437 027	10 815 653	11 509 849
27132000	Petroleum bitumen	63 741 984	235 206 214	36 219 298	115 135 428
27139000	Other residues of petroleum oils or of oils obtained from bituminous minerals, other than petroleum coke and petroleum bitumen	0	844	0	1 994
27141000	Bituminous or oil shale and tar sands	28	31	168	311
27149000	Bitumen and asphalt, natural, asphaltites and asphaltic rocks	145 917	395 401	213 165	411 066
27150010	Polyurethane tar coatings	4 802	42 092	16 042	100 254
27150090	Bituminous mixtures based on natural asphalt, on natural bitumen,on petroleum bitumen, on mineral tar/on mineral tar pitch (example, bituminous mastics, cut- backs), oth than polyurethane tar coatings	151 709	912 310	179 981	1 092 994
27160000	Electrical energy	2	7	3 981 499	16 620 214
28011000	Chlorine	36 271	389 592	23 797	230 021
28012000	Iodine	1 606	7 183	24 162	41 220
28020000	Sulphur, sublimed or precipitated, colloidal sulphur	840 200	39 312 882	370 078	15 303 027
28030020	Acetylene black	377 111	1 857 525	1 116 463	5 253 827
28030041	Carbon blacks of a kind used for rubber processing, other than acetylene black	10 251 450	51 052 226	15 050 593	73 179 733
28030049	Carbon blacks not of a kind used for rubber processing, other than acetylene black	59 351	104 874	173 934	371 394
28030090	Carbon (carbon blacks and other forms of carbon not elsewhere specified or included), other than acetylene black and carbon blacks	4 388 195	26 219 136	7 001 168	40 218 555
28041000	Hydrogen	491 853	994 305	105 978	305 776
28042100	Rare gases, argon	3 177 813	16 510 687	1 561 573	9 299 978
28042900	Rare gases, other than argon	74 101	2 318 342	564 435	2 548 256
28043000	Nitrogen	551 957	1 326 588	198 301	501 035
28044000	Oxygen	92 952	503 103	23 370	184 575
28045000	Boron, tellurium	10	361	1 256	50 396
28046100	Silicon, containing by weight not less than 9999 % of silicon	10 853	46 006	1 783 795	7 573 527
28046900	Silicon, other than containing by weight not less than 9999 % of silicon	996 049	4 885 701	3 491 716	18 470 942
28047000	Phosphorus	0	14 021	0	146 093
28048000	Arsenic	45 200	110 200	75 932	185 982
28049000	Selenium	2 200	5 920	92 900	190 254

https://www.bps.go.id

I.3. IMPOR MENURUT KOMODITI / IMPORT BY HS COMMODITY
*** APRIL/*APRIL 2022* ***

H S	Uraian Komoditi/*Commodity Description*	Berat bersih/*Net weight* (Kg)		Nilai/*Value CIF* (US$)	
		Bulan ini *Current month*	Kumulatif *Cum. Jan. to date*	Bulan ini *Current month*	Kumulatif *Cum. Jan. to date*
28051100	Alkali or alkaline-earth metals, sodium	3 024	119 138	4 217	195 734
28051200	Alkali or alkaline-earth metals, calcium	8 201	16 246	11 583	22 176
28051900	Alkali or alkaline-earth metals, other than sodium and calcium	15 089	70 723	2 942 898	11 864 346
28053000	Rare-earth metals, scandium and yttrium, whether or not intermixed or interalloyed	1	5	986	1 110
28061000	Hydrogen chloride (hydrochloric acid)	124 117	248 094	43 664	372 818
28070010	Sulphuric acid containing by weight more than 80 % of h2so4	52 255 067	52 255 067	7 486 114	7 486 114
28070090	Oleum	204	52 507 261	2 587	8 176 027
28080000	Nitric acid, sulphonitric acids	2 335 077	10 004 103	1 331 556	5 041 854
28091000	Diphosphorous pentaoxide	1	47 707	44	202 250
28092031	Food grade, hypophosphoric acid	480	1 918	3 218	15 981
28092032	Food grade, phosphoric acid	4 162 920	14 649 973	7 470 479	26 540 068
28092039	Phosphoric acid and polyphosphoric acids, food grade, other than hypophosphoric acid and phosphoric acid	79 800	214 548	143 640	444 780
28092091	Non food grade, hypophosphoric acid	190	1 589	2 216	12 852
28092092	Non food grade, phosphoric acid	11 099	10 268 521	26 275	16 992 273
28092099	Phosphoric acid and polyphosphoric acids, non food grade, other than hypophosphoric acid and phosphoric acid	27 250	195 045	70 677	542 850
28100010	Oxides of boron	593	593	7 663	7 663
28100020	Boric acids	83 000	501 204	72 707	432 285
28111100	Hydrogen fluoride (hydrofluoric acid)	921 162	2 597 915	1 156 068	3 452 578
28111910	Arsenic acid	3 728	6 529	60 032	100 676
28111920	Aminosulphonic acid (sulphamic acid)	329 002	657 366	440 884	1 125 035
28111990	Other inorganic acids, other than HS code 28111100 to 28111920	61 635	1 051 736	179 506	1 605 264
28112100	Carbon dioxide	1 082 450	3 196 271	242 386	754 910
28112210	Silicon dioxide, in powder form	3 510 790	17 541 923	5 104 734	23 246 947
28112290	Silicon dioxide, other than in powder form	1 473 014	7 205 623	2 127 906	10 030 821
28112920	Sulphur dioxide	13 370	40 685	31 892	99 010
28112990	Other inorganic oxygen compounds of non-metals other than HS code 28112100 to 28112920	81 333	377 102	472 937	1 518 848
28121200	Phosphorus oxychloride	0	292 170	0	537 966
28121900	Chlorides and chloride oxides, other than HS code 28121100 to 28121700	0	7	0	2 046
28129000	Halides and halide oxides of non-metals, other than chlorides and chloride oxides	9 190	17 684	131 960	232 171
28131000	Carbon disulphide	958 200	4 286 590	961 218	3 793 303
28139000	Sulphides of non-metals, commercial phosphorus trisulphide, other than carbon disulphide	0	6	0	1 016
28141000	Anhydrous ammonia	4 400 041	7 860 085	4 606 496	7 793 780
28142000	Ammonia in aqueous solution	3 097	31 208	11 184	82 621
28151100	Sodium hydroxide (caustic soda), solid	4 040 333	19 606 887	3 388 158	15 897 452
28151200	Sodium hydroxide (caustic soda), in aqueous solution (soda lye or liquid soda)	53 071 506	208 622 774	26 243 080	93 529 157
28152000	Potassium hydroxide (caustic potash)	2 236 703	8 847 558	2 837 355	10 896 712
28153000	Peroxides of sodium or potassium	6 082	18 024	42 663	138 667
28161000	Hydroxide and peroxide of magnesium	209 574	678 626	467 875	1 462 050
28164000	Oxides, hydroxides and peroxides, of strontium or barium	2 000	25 402	13 331	145 309
28170010	Zinc oxide	270 384	1 259 266	842 233	4 267 647
28170020	Zinc peroxide	2 321	11 795	20 466	98 576
28181000	Artificial corundum, whether or not chemically defined	580 300	2 241 236	665 197	2 489 055
28182000	Aluminium oxide, other than artificial corundum	33 354 707	130 843 573	16 177 122	69 330 576
28183000	Aluminium hydroxide	19 859 228	21 891 344	5 089 684	7 900 383
28191000	Chromium trioxide	29 883	269 257	112 673	968 789
28199000	Chromium oxides and hydroxides, other than chromium trioxide	27 112	395 652	190 547	1 059 320
28201000	Manganese dioxide	1 490 431	7 558 677	2 826 511	14 558 685
28209000	Manganese oxides, other than manganese dioxide	76 000	328 007	56 265	254 218
28211000	Iron oxides and hydroxides	599 152	2 249 382	777 431	3 308 234
28212000	Earth colours containing 70 % or more by weight of combined iron evaluated as Fe2O3	48 615	398 052	151 483	804 680
28220000	Cobalt oxides and hydroxides, commercial cobalt oxides	18 276	36 162	1 157 326	2 120 021
28230000	Titanium oxides	288 831	1 386 756	1 037 827	5 104 440
28241000	Lead monoxide (litharge, massicot)	40 148	382 072	109 178	1 038 773
28249000	Lead oxides, red lead and orange lead, other than lead monoxide	0	1 000	0	5 500

https://www.bps.go.id

I.3. IMPOR MENURUT KOMODITI / IMPORT BY HS COMMODITY
*** APRIL/*APRIL 2022* ***

H S	Uraian Komoditi/*Commodity Description*	Berat bersih/*Net weight* (Kg)		Nilai/*Value CIF* (US$)	
		Bulan ini *Current month*	Kumulatif *Cum. Jan. to date*	Bulan ini *Current month*	Kumulatif *Cum. Jan. to date*
28251000	Hydrazine and hydroxylamine and their inorganic salts	82 011	544 858	350 082	2 039 758
28252000	Lithium oxide and hydroxide	26 381	54 694	380 803	778 275
28253000	Vanadium oxides and hydroxides	1 176	2 854	55 788	129 848
28254000	Nickel oxides and hydroxides	35 240	122 759	974 072	3 087 466
28255000	Copper oxides and hydroxides	260 607	1 011 790	1 460 974	4 401 999
28256000	Germanium oxides and zirconium dioxide	11 197	43 000	485 475	1 867 578
28257000	Molybdenum oxides and hydroxides	0	13	0	1 086
28258000	Antimony oxides	123 237	354 439	1 541 461	4 321 307
28259000	Hydrazine and hydroxylamine and their inorganic salts, other inorganic bases, other metal oxides, hydroxides and peroxides, other than hs code 28251000 to 28258000	455 215	1 424 044	214 273	898 074
28261200	Fluorides, of aluminium	731 000	986 000	1 041 675	1 405 050
28261900	Fluorides, other than of aluminium	104 983	410 360	308 454	1 613 721
28263000	Sodium hexafluoroaluminate (synthetic cryolite)	20 000	164 527	29 900	110 248
28269000	Fluorosilicates, fluoroaluminates and other complex fluorine salts, other than fluorides and sodium hexafluoroaluminate	95 270	542 483	203 655	1 642 214
28271000	Ammonium chloride	7 104 334	12 003 629	2 524 501	4 473 620
28272010	Calcium chloride, containing 73 % - 80 % by weight	293 552	3 370 549	86 158	1 327 203
28272090	Calcium chloride, containing < 73 % and > 80 % by weight	1 115 334	2 932 925	475 181	1 193 490
28273100	Chlorides other than ammonium chloride and calcium chloride, of magnesium	155 910	740 324	79 858	402 321
28273200	Chlorides other than ammonium chloride and calcium chloride, of aluminium	4 650 031	17 475 151	1 993 041	7 899 652
28273500	Chlorides other than ammonium chloride and calcium chloride, of nickel	8 350	42 332	75 596	350 121
28273910	Chlorides other than ammonium chloride and calcium chloride, of barium or of cobalt	125 504	183 781	111 341	194 153
28273920	Chlorides other than ammonium chloride and calcium chloride, of iron	426 838	1 260 256	106 566	382 315
28273930	Chlorides other than ammonium chloride and calcium chloride, of zinc	80 009	445 042	109 585	460 805
28273990	Chlorides other than ammonium chloride and calcium chloride, other than HS code 28271000 to 28273990	537 157	1 206 035	330 277	2 180 848
28274100	Chloride oxides and chloride hydroxides, of copper	0	21 257	0	160 146
28274900	Chloride oxides and chloride hydroxides, other than of copper	267 687	1 363 627	233 723	1 119 346
28275100	Bromides of sodium or of potassium	63 066	243 370	212 923	726 430
28275900	Bromides and bromide oxides, other than bromides of sodium or of potassium	44 561	269 611	246 062	1 531 935
28276000	Iodides and iodide oxides	82	23 439	7 960	812 024
28281000	Commercial calcium hypochlorite and other calcium hypochlorites	220 096	1 300 121	345 916	1 950 493
28289010	Sodium hypochlorite	3 020	9 851	2 097	14 944
28289090	Hypochlorites, other than sodium hypochlorite, chlorites, hypobromites	56 983	384 258	82 576	621 430
28291100	Chlorates, of sodium	25 003	125 061	18 045	86 162
28291900	Chlorates, other than sodium	219 000	853 000	365 895	1 549 390
28299010	Sodium perchlorate	50 008	154 162	119 353	486 048
28299090	Perchlorates other than sodium, bromates and perbromates, iodates and periodates	3 615	31 502	5 999	401 299
28301000	Sodium sulphides	110 003	904 259	80 391	606 036
28309010	Cadmium sulphide or zinc sulphide	802 447	2 772 386	96 757	431 696
28309090	Sulphides, polysulphides, whether or not chemically defined, other than sodium, cadmium, and zinc sulphide	2 384	7 466	77 546	223 545
28311000	Dithionites and sulphoxylates, of sodium	274 227	2 754 012	502 026	4 745 500
28319000	Dithionites and sulphoxylates, other than sodium	30 251	85 276	142 032	335 020
28321000	Sodium sulphites	2 127 954	10 479 280	1 204 841	5 588 150
28322000	Sulphites, other than sodium sulphites	174 051	874 242	96 390	446 973
28323000	Thiosulphates	41 854	330 949	37 676	263 173
28331100	Disodium sulphate	54 403 743	124 276 890	7 959 276	17 518 084
28331900	Sodium sulphates , other than disodium sulphate	134 681	532 327	154 238	559 402
28332100	Sulphates of magnesium	3 371 088	14 203 587	959 938	4 034 812
28332210	Sulphates of aluminium, commercial grade	0	3	0	74
28332290	Sulphates of aluminium, not commercial grade	8 801	110 019	27 372	162 494
28332400	Sulphates of nickel	71 817	300 659	505 944	1 798 494

https://www.bps.go.id

I.3. IMPOR MENURUT KOMODITI / IMPORT BY HS COMMODITY
*** APRIL/*APRIL 2022* ***

H S	Uraian Komoditi/*Commodity Description*	Berat bersih/*Net weight* (Kg)		Nilai/*Value CIF* (US$)	
		Bulan ini *Current month*	Kumulatif *Cum. Jan. to date*	Bulan ini *Current month*	Kumulatif *Cum. Jan. to date*
28332500	Sulphates of copper	1 290 042	4 846 403	3 476 129	12 732 149
28332700	Sulphates of barium	358 901	1 446 244	362 337	1 482 103
28332920	Tribasic lead sulphate	576 100	1 701 784	487 176	1 370 158
28332930	Sulphates of chromium	651 000	1 688 230	599 331	1 648 881
28332940	Sulphates of zinc	699 420	699 420	493 979	493 979
28332990	Sulphates, other than HS code 28331100 to 28332940	849 519	4 428 492	1 006 110	3 243 036
28333000	Alums	20 192	81 069	34 827	122 097
28334000	Peroxosulphates (persulphates)	253 090	725 981	425 404	1 104 683
28341000	Nitrites	84 559	934 726	104 150	956 580
28342100	Nitrates, of potassium	347 173	1 935 709	335 712	1 774 799
28342910	Nitrates, of bismuth	83	5 931	3 470	12 474
28342990	Nitrates, other than potassium and bismuth	106 980	1 466 603	331 164	1 821 671
28351000	Phosphinates (hypophosphites) and phosphonates (phosphites)	0	147 859	0	794 156
28352200	Phosphates, of mono or disodium	144 561	742 820	404 154	1 863 993
28352400	Phosphates, of potassium	875 464	3 044 469	2 072 184	7 423 577
28352510	Calcium hydrogenorthophosphate (“dicalcium phosphate”), feed grade	10 287 000	18 848 008	6 161 724	11 756 356
28352590	Calcium hydrogenorthophosphate (“dicalcium phosphate”), other than feed grade	209 577	827 552	642 493	2 210 816
28352600	Phosphates of calcium other than calcium	2 595 254	14 682 883	1 911 128	12 340 889
28352910	Phosphates, of trisodium	154 916	1 030 423	128 889	405 832
28352990	Phosphates, other than HS code 28352200 to 28352910	2 152	137 562	20 207	496 072
28353110	Sodium triphosphate (sodium tripolyphosphate), food grade	153 400	153 400	285 451	285 451
28353190	Sodium triphosphate (sodium tripolyphosphate), other than food grade	481 724	6 216 525	486 736	7 401 467
28353910	Tetrasodium pyrophosphate	89 200	414 808	236 019	1 172 597
28353990	polyphosphates, other than sodium triphosphate (sodium tripolyphosphate) and tetrasodium pyrophosphate	693 736	2 905 318	1 732 016	7 990 748
28362000	Disodium carbonate	86 105 507	291 554 480	31 794 987	93 392 602
28363000	Sodium hydrogencarbonate (sodium bicarbonate)	13 696 944	40 384 422	5 757 312	17 565 568
28364000	Potassium carbonates	904 389	3 624 922	953 133	3 835 599
28365010	Calcium carbonate, food or pharmaceutical grade	897 701	3 641 025	367 076	1 860 808
28365090	Calcium carbonate, other than food or pharmaceutical grade	8 836 527	37 524 572	2 989 450	13 142 771
28366000	Barium carbonate	183 000	475 130	137 262	351 340
28369100	Lithium carbonates	860	2 224	23 236	77 919
28369200	Strontium carbonate	80 400	173 279	162 959	266 827
28369910	Commercial ammonium carbonate	226 028	1 535 676	88 161	824 098
28369920	Lead carbonates	20 003	20 303	11 136	14 986
28369990	Carbonates, peroxocarbonates (percarbonates), other than HS code 28362000 to 28369920	799 004	3 842 353	906 440	3 296 342
28371100	Cyanides and cyanide oxides, of sodium	2 057 585	5 328 193	5 438 844	13 098 686
28371900	Cyanides and cyanide oxides, other than sodium	0	10 500	0	109 725
28372000	Complex cyanides	6 500	19 002	29 538	168 886
28391100	Sodium metasilicates	8 402	649 831	29 065	468 925
28391920	Sodium orthosilicate, sodium pyrosilicate	2 956 417	10 353 348	1 393 221	5 020 454
28391990	Silicates of sodium, other than sodium orthosilicate and sodium pyrosilicate	665 204	2 309 471	424 062	1 690 111
28399000	Silicates, commercial alkali metal silicates, other than sodium	127 754	995 205	556 264	2 141 448
28401100	Disodium tetraborate (refined borax), anhydrous	0	104 006	0	76 799
28401900	Disodium tetraborate (refined borax), other than anhydrous	1 873 836	14 879 422	1 096 044	8 740 758
28402000	Borates, peroxoborates (perborates), other than disodium tetraborate (refined borax)	7 783	25 783	39 731	91 385
28413000	Sodium dichromate	40 201	127 940	61 400	205 213
28415000	Other chromates and dichromates, peroxochromates	71	11 271	3 909	163 580
28416100	Potassium permanganate	22 500	186 010	72 000	701 121
28416900	Manganites, manganates and permanganates, other than potassium permanganate	203	4 244	13 135	116 284
28417000	Molybdates	3 733	13 925	103 893	266 741
28418000	Tungstates (wolframates)	103	1 061	4 616	35 023
28419000	Salts of oxometallic or peroxometallic acids, other than HS code 28413000 to 28418000	713 698	2 834 883	463 350	1 834 055
28421000	Double or complex silicates, including aluminosilicates whether or not chemically defined	5 184 413	9 272 399	2 553 738	6 181 123

https://www.bps.go.id

I.3. IMPOR MENURUT KOMODITI / IMPORT BY HS COMMODITY
***** APRIL/*APRIL 2022* *****

H S	Uraian Komoditi/*Commodity Description*	Berat bersih/*Net weight* (Kg)		Nilai/*Value CIF* (US$)	
		Bulan ini *Current month*	Kumulatif *Cum. Jan. to date*	Bulan ini *Current month*	Kumulatif *Cum. Jan. to date*
28429010	Sodium arsenite	0	12 700	0	42 215
28429020	Copper or chromium salts	2 994	2 994	7 799	7 799
28429030	Other fulminates, cyanates and thiocyanates	19	36 434	886	58 610
28429090	Other salts of inorganic acids or peroxoacids, other than azides, other than HS code 284210000 to 28429030	545 280	1 712 513	994 437	3 622 810
28431000	Colloidal precious metals	6 024	23 357	10 437 718	41 435 672
28432100	Silver nitrate	17	146	7 154	77 750
28432900	Silver compounds, other than silver nitrate	418	2 163	250 084	726 650
28433000	Gold compounds	65	288	418 768	2 096 488
28439000	Compounds, other than silver and gold, amalgams of precious	96	315	352 819	839 342
28443090	Alloys, dispersions (including cermets), ceramic products and mixtures containing uranium depleted in U 235, thorium or compounds	0	5	0	875
28444200	Actinium(225,227),californium-253,curium(240,241,242,243,244),einsteinium(253,254),gadolinium-148,polonium(208,209,210),radium-223,uranium(230,232)&their compounds,alloys,dispersions (incld cermets),ceramic products&mix cont these elements/compounds	27	27	27 129	27 129
28444300	Other radioactive elements and isotopes and compounds, other alloys, dispersions (including cermets), ceramic products and mixtures containing these elements, isotopes or compounds	5 882	16 848	562 063	1 132 424
28444400	Radioactive residues	92	795	35 016	167 772
28451000	Heavy water (deuterium oxide)	456	1 861	1 229	91 086
28459000	Isotopes other than those of heading 2844, compounds, inorganic or organic, of such isotopes, whether or not chemically defined, other than HS code 28451000 to 28454000	29	218	2 327	27 547
28461000	Cerium compounds	3 655	9 546	42 404	158 798
28469000	Compounds, inorganic or organic, of rare-earth metals, of yttrium or of scandium or of mixtures of these metals, other than cerium compounds	545	61 727	20 895	181 086
28470010	Hydrogen peroxide, whether or not solidified with urea, in liquid form	3 266 429	10 839 957	1 634 520	5 047 106
28470090	Hydrogen peroxide, whether or not solidified with urea, not in liquid form	43 443	286 638	34 543	234 879
28491000	Carbides of calcium, whether or not chemically defined	112 500	779 625	143 775	819 588
28492000	Carbides of silicon, whether or not chemically defined	192 218	1 632 395	325 913	2 930 435
28499000	Carbides other than calcium and silicon, whether or not chemically defined	64 995	151 638	422 626	1 722 328
28500000	Hydrides, nitrides, azides, silicides and borides, whether or not chemically defined, other than compounds which are also carbides of heading 2849	92 789	275 151	295 434	896 311
28521010	Mercury sulphates, chemically defined	0	925	0	23 063
28521090	Chemically defined other than mercury sulphates and compounds	11	69	2 969	64 088
28529090	Inorganic or organic compounds of mercury, other than HS code 28529010 to 28529020, whether or not chemically defined	0	800	0	17 944
28539010	Demineralized waters	0	411	0	7 744
28539090	Phosphides, w.o.n chemically define,excl ferrophosphorus,oth inorganic compounds(incl distilled/conductivity water&water of similar purity),liquid air(w.o.n rare gases have been remove),compress air,amalgams,oth than amalgams of precious metals,oth than hs code 28529010-28529020	800	19 644	8 434	80 137
29011000	Acyclic hydrocarbons, saturated	970 367	4 510 691	1 489 379	5 958 197
29012100	Ethylene, unsaturated	84 360 314	296 972 483	117 205 650	356 257 341
29012200	Propene (propylene), unsaturated	15 236 339	62 413 069	20 859 007	79 988 772
29012300	Butene (butylene) and isomers thereof, unsaturated	1 833 246	5 306 352	3 166 208	7 964 394
29012400	Buta-1,3-diene and isoprene, unsaturated	4 970 078	19 829 038	7 620 278	21 474 271
29012910	Acetylene, unsaturated	2 080	2 946	5 693	6 419
29012920	Hexene and isomers thereof, unsaturated	1	11	138	4 313
29012990	Acyclic hydrocarbons, unsaturated, other than HS code 29012100 to 29012990	72 636	953 432	324 097	2 853 249
29021100	Cyclohexane	288 412	758 139	441 009	1 204 464
29021900	Cyclanes, cyclenes & cycloterpenes, other than cyclohexane	349 095	1 730 738	747 581	3 518 532
29022000	Benzene	3 141 862	21 417 467	3 660 162	21 595 864

https://www.bps.go.id

I.3. IMPOR MENURUT KOMODITI / IMPORT BY HS COMMODITY
***** APRIL/*APRIL 2022* *****

H S	Uraian Komoditi/*Commodity Description*	Berat bersih/*Net weight* (Kg)		Nilai/*Value CIF* (US$)	
		Bulan ini *Current month*	Kumulatif *Cum. Jan. to date*	Bulan ini *Current month*	Kumulatif *Cum. Jan. to date*
29023000	Toluene	8 310 578	42 563 809	9 206 337	37 592 178
29024100	O-Xylene	1 492 414	10 547 037	2 020 161	12 599 498
29024200	M-Xylene	0	5 001 000	0	3 500 753
29024300	P-Xylene	42 238 217	156 359 762	49 228 212	153 670 684
29024400	Mixed xylene isomers	4 755 580	9 740 138	4 933 842	10 366 187
29025000	Styrene	363	1 093 739	1 322	1 486 100
29026000	Ethylbenzene	6 640	11 125	78 635	183 336
29027000	Cumene	0	979 192	0	1 433 165
29029010	Dodecylbenzene	0	27	0	2 267
29029020	Alkylbenzenes other than Dodecylbenzene	52	165	24 981	25 566
29029090	Cyclic hydrocarbons, other than HS 29021100-29029020	622 725	2 793 521	981 928	4 707 374
29031110	Chloromethane (methyl chloride)	56 070	699 448	62 666	792 691
29031200	Dichloromethane (methylene chloride)	1 465 498	5 987 382	1 570 581	6 537 403
29031300	Chloroform (trichloromethane)	823	18 543	10 188	72 086
29031500	Ethylene dichloride (ISO) (1,2-dichloroethane)	0	1	0	79
29031990	Saturated chlorinated derivatives of acyclic hydrocarbons, other than HS 29031110-29031920	970	13 583	19 780	77 726
29032100	Vinyl chloride (chloroethylene)	9 008 448	39 024 507	11 806 516	48 225 820
29032200	Trichloroethylene	138 687	808 100	315 101	1 726 978
29032300	Tetrachloroethylene (perchloroethylene)	190 374	436 635	294 797	592 642
29032900	Unsaturated chlorinated derivatives of acyclic hydrocarbons, other than HS 29032100-29032300	225	57 399	4 911	338 377
29034100	Trifluoromethane (HFC-23)	150	150	2 250	2 250
29034200	Difluoromethane (HFC-32)	175 830	2 072 976	536 237	10 309 623
29034300	Fluoromethane (HFC-41), 1,2-difluoroethane (HFC-152) and 1,1-difluoroethane (HFC-152a)	4 991	4 991	32 217	32 217
29034500	1,1,1,2-Tetrafluoroethane (HFC-134a) and 1,1,2,2-tetrafluoroethane (HFC-134)	365 755	365 755	1 455 032	1 455 032
29034600	1,1,1,2,3,3,3-Heptafluoropropane (HFC-227ea), 1,1,1,2,2,3-hexafluoropropane (HFC-236cb), 1,1,1,2,3,3- hexafluoropropane (HFC-236ea) and 1,1,1,3,3,3- hexafluoropropane (HFC-236fa)	3 417	3 417	18 765	18 765
29034900	Saturated fluorinated derivatives of acyclic hydrocarbons, other than HS 29034100-29034800	1	1	66	66
29036100	Methyl bromide (bromomethane)	12 600	12 600	107 100	107 100
29036900	Brominated or iodinated derivatives of acyclic hydrocarbons, other than HS 29036100-29036200	232 827	232 827	1 396 691	1 396 691
29037100	Chlorodifluoromethane (HCFC-22)	289 286	367 486	754 857	959 482
29037400	Chlorodifluoroethanes (HCFC-142, 142b)	0	22 000	0	182 760
29039100	Chlorobenzene, o-dichlorobenzene and p-dichlorobenzene	231 030	1 406 516	395 359	2 078 435
29039200	Hexachlorobenzene (ISO) and DDT (ISO) (clofenotane, 1,1,1-trichloro-2,2-bis(p-chlorophenyl)ethane)	0	6 720	0	117 210
29039300	Pentachlorobenzene (ISO)	0	600	0	4 808
29039900	Halogenated derivatives of aromatic hydrocarbons, other than HS 29039100-29039400	20 683	119 659	58 328	252 697
29041000	Derivatives containing only sulpho groups, their salts and ethyl esters	205 659	853 701	530 832	2 112 267
29042090	Derivatives containing only nitro or only nitroso groups, other than Trinitrotoluene	128 001	666 602	267 069	1 324 762
29043100	Perfluorooctane sulphonic acid	0	1	0	117
29049900	Sulphonated, nitrated or nitrosated derivatives of hydrocarbons, whether or not halogenated, other than 2904.10.00-2904.91.00	75	57 703	712	134 090
29051100	Methanol (methyl alcohol)	99 065 780	348 751 810	45 800 994	153 555 237
29051200	Propan-1-ol (propyl alcohol) and propan-2-ol (isopropyl alcohol)	3 068 652	12 418 774	3 521 621	14 151 565
29051300	Butan-1-ol (n-butyl alcohol)	2 074 590	8 580 074	3 144 129	12 554 413
29051400	Other butanols	550 356	1 601 647	785 810	2 367 205
29051600	Octanol (octyl alcohol) and isomers thereof	37 168	3 400 138	81 727	5 346 111
29051700	Dodecan-1-ol (lauryl alcohol), hexadecan-1-ol (cetyl alcohol) and octadecan-1-ol (stearyl alcohol)	79 276	360 420	289 962	1 147 508
29051900	Saturated monohydric alcohols, other than HS 29051100-29051700	8 883 456	22 916 899	11 429 057	29 361 732
29052200	Acyclic terpene alcohols	134 683	792 883	1 258 856	6 523 164
29052900	Unsaturated monohydric alcohols other than acyclic terpene alcohols	24 122	61 538	626 081	1 591 516

https://www.bps.go.id

I.3. IMPOR MENURUT KOMODITI / IMPORT BY HS COMMODITY
***** APRIL/*APRIL 2022* *****

H S	Uraian Komoditi/*Commodity Description*	Berat bersih/*Net weight* (Kg)		Nilai/*Value CIF* (US$)	
		Bulan ini *Current month*	Kumulatif *Cum. Jan. to date*	Bulan ini *Current month*	Kumulatif *Cum. Jan. to date*
29053100	Ethylene glycol (ethanediol)	41 938 511	164 209 574	30 229 733	118 177 019
29053200	Propylene glycol (propane1,2diol)	2 769 139	14 704 615	7 246 645	38 913 503
29053900	Diols other than ethylene glycol (ethanediol) & propylene glycol (propane 1, 2 diol)	533 774	2 170 121	1 627 844	6 495 470
29054100	2-Ethyl-2-(hydroxymethyl)propane-1,3-diol (trimethylolpropane)	74 045	267 151	227 810	846 583
29054200	Pentaerythritol	478 650	2 095 050	969 923	4 276 302
29054300	Mannitol	34 059	153 429	222 249	757 199
29054400	D-glucitol (sorbitol)	81 527	607 199	205 654	861 151
29054500	Glycerol	257 471	1 686 269	367 110	2 170 578
29054900	Polyhydric alcohols, other than HS 29054100-29054500	187 274	464 198	692 442	1 888 221
29055900	Halogenated, sulphonated, nitrated or nitrosated derivatives of acyclic alcohols, other than Ethchlorvynol	3 600 007	8 066 419	3 180 923	6 900 832
29061100	Menthol	82 492	597 218	1 329 797	10 484 772
29061200	Cyclohexanol, methylcyclohexanols and dimethylcyclohexanols	50	1 025	333	15 530
29061300	Sterols and inositols	6 170	82 518	154 018	1 435 650
29061900	Cyclanic, cyclenic or cycloterpenic, other than Menthol, Cyclohexanol, methylcyclohexanols and dimethylcyclohexanols, Sterols and inositols	59 239	137 193	1 207 512	3 811 729
29062100	Benzyl alcohol	48 788	241 781	128 192	663 364
29062900	Cyclic alcohol, aromatic, other than Benzyl alcohol	62 701	279 884	427 764	1 515 780
29071100	Phenol (hydroxybenzene) and its salts	2 766 757	8 348 312	4 349 702	12 490 197
29071200	Cresols and their salts	48 344	128 408	175 860	469 509
29071300	Octylphenol, nonylphenol and their isomers, salts thereof	207 390	774 830	499 256	1 770 997
29071500	Naphthols and their salts	3 188	54 518	9 118	126 160
29071900	Monophenols, other than HS 29071100-29071500	118 361	521 244	667 284	2 796 112
29072100	Resorcinol and its salts	16 461	118 980	162 504	1 159 325
29072200	Hydroquinone (quinol) and its salts	1 000	62 555	87 000	527 874
29072300	4,4'-Isopropylidenediphenol (bisphenol A, diphenylolpropane) and its salts	90 001	166 029	254 332	449 449
29072910	Phenol-alcohols	3 800	20 598	15 253	112 215
29072990	Polyphenols, other than HS 29072100-29072300	77 211	369 239	888 213	3 864 185
29081900	Halogenated, sulphonated, nitrated or nitrosated derivatives of phenols or phenol-alcohols, Derivatives containing only halogen substituents and their salts, other than Pentachlorophenol (ISO)	11 282	137 576	100 079	1 203 761
29089200	4,6-Dinitro-o-cresol (DNOC (ISO)) and its salts	0	1 920	0	10 214
29089900	Halogenated, sulphonated, nitrated or nitrosated derivatives of phenols or phenol-alcohols, other than HS 29081100-29089200	204	8 855	3 993	155 633
29091100	Diethyl ether	0	100	0	823
29091900	Acyclic ethers and their halogenated, sulphonated, nitrated or nitrosated derivatives, other than Diethyl ether	8 540	85 058	283 775	1 907 201
29092000	Cyclanic, cyclenic or cycloterpenic ethers and their halogenated, sulphonated, nitrated or nitrosated derivatives	5 810	14 553	162 871	491 746
29093000	Aromatic ethers and their halogenated, sulphonated, nitrated or nitrosated derivatives	118 911	500 756	987 122	5 190 389
29094100	2,2'-Oxydiethanol (diethylene glycol, digol)	771 647	4 604 034	628 265	3 843 184
29094300	Monobutyl ethers of ethylene glycol or of diethylene glycol	1 118 120	5 368 060	2 487 996	11 987 632
29094400	Monoalkylethers of ethylene glycol or of diethylene glycol other than monobutyl ethers	100 046	436 838	288 624	1 072 355
29094900	Ether-alcohols and their halogenated, sulphonated, nitrated or nitrosated derivatives, other than HS 29094100-29094400	986 411	4 986 269	2 552 843	14 290 380
29095000	Ether-phenols, ether-alcohol-phenols and their halogenated, sulphonated, nitrated or nitrosated derivatives	19 602	266 435	419 646	5 314 982
29096000	Alcohol peroxides, ether peroxides, acetal and hemiacetal peroxides, ketone peroxides and their halogenated, sulphonated, nitrated or nitrosated derivatives	182 243	771 641	844 370	3 414 087
29101000	Oxirane (ethylene oxide)	50 107	107 677	144 842	347 124
29102000	Methyloxirane (propylene oxide)	1	5	55	171
29103000	1-Chloro-2,3-epoxypropane (epichlorohydrin)	36 651	320 298	129 642	1 121 620
29109000	Epoxides, epoxyalcohols, epoxyphenols and epoxyethers, with a three-membered ring, and their halogenated, sulphonated, nitrated or nitrosated derivatives, other than HS 29101000-29109000	46 745	123 292	311 845	841 701

https://www.bps.go.id

I.3. IMPOR MENURUT KOMODITI / IMPORT BY HS COMMODITY
***** APRIL/*APRIL 2022* *****

H S	Uraian Komoditi/*Commodity Description*	Berat bersih/*Net weight* (Kg)		Nilai/*Value CIF* (US$)	
		Bulan ini *Current month*	Kumulatif *Cum. Jan. to date*	Bulan ini *Current month*	Kumulatif *Cum. Jan. to date*
29110000	Acetals and hemiacetals, whether or not with other oxygen function, and their halogenated, sulphonated, nitrated or nitrosated derivatives	6 043	23 336	81 844	211 329
29121200	Ethanal (acetaldehyde)	1 002	12 369	64 617	332 857
29121900	Acyclic aldehydes without other oxygen function, other than Methanal (formaldehyde) and Ethanal (acetaldehyde)	163 303	705 102	1 048 136	4 230 123
29122100	Benzaldehyde	4 085	18 327	12 874	80 401
29122900	Cyclic aldehydes without other oxygen function, other than Benzaldehyde	193 890	710 267	1 399 717	5 743 008
29124100	Vanillin (4-hydroxy-3-methoxybenzaldehyde)	32 006	232 962	723 469	5 163 535
29124200	Ethylvanillin (3-ethoxy-4-hydroxybenzaldehyde)	47 241	196 200	937 197	3 557 223
29124910	Aldehyde-alcohols	4 175	6 534	8 374	67 537
29124990	Aldehyde-alcohols, aldehyde-ethers, aldehyde-phenols and aldehydes with other oxygen function, other than HS 29124100-29124910	62 401	141 996	206 754	843 504
29125000	Cyclic polymers of aldehydes	2 560	9 176	10 788	42 463
29126000	Paraformaldehyde	106 230	256 705	132 622	320 423
29130000	Halogenated, sulphonated, nitrated or nitrosated derivatives of products of heading 2912	80	140	6 785	10 476
29141100	Acetone	1 197 315	7 309 909	1 195 156	6 511 438
29141200	Butanone (methyl ethyl ketone)	1 609 492	19 464 922	3 064 472	32 281 524
29141300	4-Methylpentan-2-one (methyl isobutyl ketone)	312 649	815 021	552 825	1 564 639
29141900	Acyclic ketones without other oxygen function, other than HS 29141100-29141300	3 727	35 751	137 730	658 648
29142200	Cyclohexanone and methylcyclohexanones	439 682	2 023 439	861 200	3 887 509
29142300	Ionones and methylionones	36 148	100 587	376 202	1 026 384
29142910	Camphor	17 602	163 561	158 034	1 309 915
29142990	Cyclanic, cyclenic or cycloterpenic ketones without other oxygen function, other than HS 29142200-29142910	23 537	372 242	1 198 172	6 169 722
29143900	Aromatic ketones without other oxygen function, other than phenylacetone (phenylpropan-2-one)	30 422	99 033	227 169	908 174
29144000	Ketone-alcohols and ketone-aldehydes	82 155	293 698	262 434	899 119
29145000	Ketone-phenols and ketones with other oxygen function	27 049	124 654	645 202	2 313 634
29146100	Anthraquinone	0	11 002	0	211 556
29146200	Coenzyme Q10 (ubidecarenone)	243	812	133 458	467 443
29146900	Quinones other than Anthraquinone and Coenzyme Q10 (ubidecarenone)	956	25 655	31 959	649 937
29147900	Halogenated, sulphonated, nitrated or nitrosated derivatives, other than chlordecone (ISO)	3 605	10 301	145 406	380 984
29151100	Formic acid	184 672	514 191	179 554	503 362
29151200	Salts of formic acid	134 029	1 027 676	130 378	973 920
29151300	Esters of formic acid	300	3 955	17 194	109 507
29152100	Acetic acid	4 655 975	22 058 723	3 262 342	17 707 698
29152400	Acetic anhydride	32 801	86 996	83 870	231 462
29152910	Sodium acetate, cobalt acetates	79 751	287 902	801 143	1 265 244
29152990	Salt of acetic acid, other than sodium acetate, cobalt acetates	130 012	567 060	385 218	1 428 538
29153100	Ethyl acetate	3 869 810	44 866 779	4 586 916	61 894 518
29153200	Vinyl acetate	4 786 774	13 714 192	11 191 808	30 635 892
29153300	n-Butyl acetate	1 396 566	7 362 103	2 118 628	11 708 873
29153910	Isobutyl acetate	122 260	729 684	204 240	1 153 926
29153920	2- Ethoxyethyl acetate	2	72	42	6 445
29153990	Esters of acetic acid, other than HS 29153100-29153920	2 550 996	12 341 739	6 169 319	28 159 064
29154000	Mono-, di- or trichloroacetic acids, their salts and esters	667 536	2 267 903	940 284	3 393 646
29155000	Propionic acid, its salts and esters	249 708	1 401 182	613 501	3 464 644
29156000	Butanoic acids, pentanoic acids, their salts and esters	602 897	2 685 713	1 498 709	7 114 837
29157010	Palmitic acid, its salts & esters	138 398	957 481	427 469	2 619 302
29157020	Stearic acid	154 843	644 036	390 759	1 499 246
29157030	Salts & esters of stearic acid	556 882	2 492 923	1 340 247	5 909 328
29159020	Lauric acid, myristic acid, their salts & esters	1 195 399	4 785 665	1 967 027	8 602 208
29159030	Caprylic acid, its salts & esters	6 036	42 091	45 063	715 544
29159040	Capric acid, its salts & esters	717	3 160	13 380	31 089

https://www.bps.go.id

I.3. IMPOR MENURUT KOMODITI / IMPORT BY HS COMMODITY
***** APRIL/*APRIL 2022* *****

H S	Uraian Komoditi/*Commodity Description*	Berat bersih/*Net weight* (Kg)		Nilai/*Value CIF* (US$)	
		Bulan ini *Current month*	Kumulatif *Cum. Jan. to date*	Bulan ini *Current month*	Kumulatif *Cum. Jan. to date*
29159090	Saturated acyclic monocarboxylic acids and their anhydrides, halides, peroxides and peroxyacids, their halogenated, sulphonated, nitrated or nitrosated derivatives, other than HS 29151100-29159040	740 115	2 069 381	2 157 190	7 237 704
29161100	Acrylic acid and its salts, unsaturated	509 957	2 119 806	1 247 226	4 821 392
29161200	Esters of acrylic acid, unsaturated	2 318 782	12 552 148	5 527 345	32 044 749
29161300	Methacrylic acid and its salts, unsaturated	161 120	563 743	438 952	1 408 201
29161410	Methyl methacrylate, unsaturated	3 091 788	17 107 840	5 799 204	31 024 714
29161490	Esters of methacrylic acid, other than methyl methacrylate, unsaturated	385 608	1 455 289	1 294 262	5 242 033
29161500	Oleic, linoleic or linolenic acids, their salts and esters, unsaturated	64 028	121 149	202 580	463 782
29161900	Unsaturated acyclic monocarboxylic acid,their anhydride,halide,peroxide/xyacid&their derivativ,oth 2916.11.00-2916.16.00	236 870	827 673	1 378 107	4 780 989
29162000	Cyclanic, cyclenic or cycloterpenic monocarboxylic acids, their anhydrides, halides, peroxides, peroxyacids and their derivatives	119 900	511 618	2 627 405	15 826 307
29163100	Benzoic acid, its salts and esters	804 858	3 598 315	1 730 822	7 505 082
29163210	Benzoyl peroxide	494	491 155	11 206	829 082
29163220	Benzoyl chloride	38 506	38 506	58 207	58 207
29163400	Phenylacetic acid and its salts	1 501	4 203	21 222	52 748
29163910	2,4-Dichlorophenyl acetic acid and its salts and esters	71 468	634 805	118 215	2 302 170
29163920	Esters of phenylacetic acid	1 092	3 464	20 343	59 778
29163990	Aromatic monocarboxylic acids, their anhydrides, halides, peroxides, peroxyacids and their derivatives, other than HS 29163100-29163920	71 991	340 456	910 490	3 950 662
29171100	Oxalic acid, its salts and esters	26 979	434 548	30 973	515 062
29171210	Dioctyl adipate	415 963	2 227 483	832 256	4 258 632
29171290	Adipic acid, its salts and esters, other than Dioctyl adipate	237 925	872 937	945 694	3 151 567
29171300	Azelaic acid, sebacic acid, their salts and esters	45 675	203 642	249 539	1 210 048
29171400	Maleic anhydride	123 639	1 723 821	275 174	3 668 278
29171900	Acyclic polycarboxylic acids, their anhydrides, halides, peroxides, peroxyacids and their derivatives, other than HS 29171100-29171400	220 700	946 816	713 207	3 076 155
29172000	Cyclanic, cyclenic or cycloterpenic polycarboxylic acids, their anhydrides, halides, peroxides, peroxyacids and their derivatives	257 282	733 021	692 709	1 823 132
29173200	Dioctyl orthophthalates	0	75	0	682
29173300	Dinonyl or didecyl orthophthalates	20 910	105 083	47 884	200 322
29173410	Dibutyl orthophthalates	186 410	253 790	534 829	762 319
29173490	Esters of orthophthalic acid, other than Dioctyl orthophthalates, Dinonyl or didecyl orthophthalates, Dibutyl orthophthalates	148 672	806 739	291 966	1 578 543
29173500	Phthalic anhydride	5 409 750	11 054 740	5 923 467	12 703 172
29173600	Terephthalic acid and its salts	7 178 420	12 615 562	7 188 744	12 079 970
29173700	Dimethyl terephthalate	0	36 540	0	45 347
29173910	Trioctyltrimellitate	235 350	905 590	633 522	2 279 301
29173920	Phthalic compounds of a kind used as plasticisers and esters of phthalic anhydride other than trioctyltrimellitate	168 208	337 018	309 219	622 512
29173990	Aromatic polycarboxylic acids, their anhydrides, halides, peroxides, peroxyacids and their derivatives, other than HS 29173200-29173920	1 578 236	5 965 480	2 803 714	10 207 426
29181100	Lactic acid, its salts and esters	334 303	1 533 406	929 344	3 817 869
29181200	Tartaric acid	2 299	133 891	24 666	522 881
29181300	Salts and esters of tartaric acid	6 250	54 736	32 337	236 969
29181400	Citric acid	5 121 608	18 179 367	10 230 077	31 906 342
29181510	Calcium citrate	138 800	1 029 586	198 418	1 645 157
29181590	Salts and esters of citric acid, other than calcium citrate	1 124 352	4 204 680	2 592 999	8 863 985
29181600	Gluconic acid, its salts and esters	587 359	3 284 626	627 806	3 265 712
29181900	Carboxylic acids with alcohol function but without other oxygen function, their anhydrides, halides, peroxides, peroxyacids and their derivatives, other than HS 29181100-29181800	148 511	547 200	1 184 414	2 764 889
29182100	Salicylic acid and its salts	61 760	245 559	230 086	972 024
29182200	O-Acetylsalicylic acid, its salts and esters	22 503	92 359	105 439	419 556
29182300	Esters of salicylic acid and their salts, other than o-Acetylsalicylic acid, its salts and esters	191 664	771 406	883 705	3 699 483

https://www.bps.go.id

I.3. IMPOR MENURUT KOMODITI / IMPORT BY HS COMMODITY
*** APRIL/*APRIL 2022* ***

H S	Uraian Komoditi/*Commodity Description*	Berat bersih/*Net weight* (Kg)		Nilai/*Value CIF* (US$)	
		Bulan ini *Current month*	Kumulatif *Cum. Jan. to date*	Bulan ini *Current month*	Kumulatif *Cum. Jan. to date*
29182910	Alkyl sulphonic ester of phenol	48 595	124 258	294 680	788 562
29182990	Carboxylic acids with phenol function but without other oxygen function, their anhydrides, halides, peroxides, peroxyacids and their derivatives, other than HS 29182100-29182910	112 356	412 440	688 722	2 431 601
29183000	Carboxylic acids with aldehyde or ketone function but without other oxygen function, their anhydrides, halides, peroxides, peroxyacids and their derivatives	14 969	268 629	575 906	4 644 219
29189900	Carboxylic acids with additional oxygen function & their anhydrides, halides, peroxides & peroxyacids, their halogenated, sulphonated, nitrated/nitrosated derivatives,oth than HS 29181100-29189100	403 671	1 392 542	1 513 486	5 669 107
29191000	Tris(2,3-dibromopropyl) phosphate	250	500	4 033	8 066
29199000	Phosphoric esters and their salts, including lactophosphates, their halogenated, sulphonated, nitrated or nitrosated derivatives other than Tris(2,3-dibromopropyl) phosphate	33 036	439 345	228 604	2 359 431
29201900	Thiophosphoric esters (phosphorothioates) and their salts, their halogenated, sulphonated, nitrated or nitrosated derivatives, other than Parathion (ISO) and parathion-methyl (ISO) (methyl-parathion)	102 823	310 013	390 568	1 019 670
29202900	Phosphite esters and their salts, their halogenated, sulphonated, nitrated or nitrosated derivatives, other than dimethyl phosphite, diethyl phosphite, trimethyl phosphite, triethyl phosphite	130 816	588 722	606 789	2 737 126
29203000	Endosulfan (ISO)	0	4	0	384
29209000	Esters of other inorganic acids of non-metals (excluding esters of hydrogen halides) & their salts, their halogenated, sulphonated, nitrated/nitrosated derivatives, other than HS 29201100-29203000	481 826	1 648 812	635 547	2 114 798
29211100	Methylamine, di- or trimethylamine and their salts	107 101	658 524	209 810	1 171 490
29211200	2-(N,N-Dimethylamino)ethylchloride hydrochloride	0	2 800	0	9 216
29211900	Acyclic monoamines and their derivatives, salts thereof, other than HS 29211100-29211400	411 262	2 138 575	2 071 014	7 157 357
29212100	Ethylenediamine and its salts	635 523	1 767 663	2 545 679	7 705 422
29212200	Hexamethylenediamine and its salts	17 382	98 022	224 870	354 578
29212900	Acyclic polyamines and their derivatives, salts thereof, other than Ethylenediamine and its salts and Hexamethylenediamine and its salts	613 054	2 819 375	1 808 753	8 400 087
29213000	Cyclanic, cyclenic or cycloterpenic mono- or polyamines, and their derivatives, salts thereof	532 943	2 100 516	1 227 357	4 684 347
29214100	Aniline and its salts	56 056	338 338	158 428	928 362
29214200	Aniline derivatives and their salts	15 042	116 496	65 273	671 090
29214300	Toluidines and their derivatives, salts thereof	2	2 020	101	23 108
29214400	Diphenylamine and its derivatives, salts thereof	13 317	20 539	111 438	171 154
29214500	1-Naphthylamine (alpha-naphthylamine), 2-naphthylamine (beta-naphthylamine) and their derivatives, salts thereof	42 218	129 719	382 696	1 243 330
29214900	Aromatic monoamines and their derivatives, salts thereof, other than HS 29214100-29214600	7 629	69 792	120 240	990 497
29215100	o-, m-, p-Phenylenediamine, diaminotoluenes and their derivatives, salts thereof	408 145	2 324 939	2 552 669	13 325 324
29215900	Aromatic polyamines and their derivatives, salts thereof, other than o-, m-, p-Phenylenediamine, diaminotoluenes and their derivatives, salts thereof	14 977	242 522	823 320	2 824 807
29221100	Monoethanolamine and its salts	67 330	621 748	97 552	899 123
29221200	Diethanolamine and its salts	355 965	896 721	447 955	1 177 336
29221500	Triethanolamine	92 480	1 292 832	137 582	1 665 325
29221600	Diethanolammonium perfluorooctane sulphonate	250	250	2 625	2 625
29221700	Methyldiethanolamine and ethyldiethanolamine	76 139	474 516	499 385	2 836 117
29221910	Ethambutol and its salts, esters and other derivatives	1 080	3 087	5 940	107 792
29221920	D-2-Amino-n-butyl-alcohol	79 199	216 882	176 987	646 253
29221990	Amino-alcohols, other than those containing more than one kind of oxygen function, their ethers and esters, salts thereof, other than HS 29221100-29221920	176 504	1 587 329	1 724 751	6 872 886
29222100	Aminohydroxynaphthalenesulphonic acids and their salts	112 093	303 947	667 419	1 983 582

https://www.bps.go.id

I.3. IMPOR MENURUT KOMODITI / IMPORT BY HS COMMODITY
***** APRIL/*APRIL 2022* *****

H S	Uraian Komoditi/*Commodity Description*	Berat bersih/*Net weight* (Kg)		Nilai/*Value CIF* (US$)	
		Bulan ini *Current month*	Kumulatif *Cum. Jan. to date*	Bulan ini *Current month*	Kumulatif *Cum. Jan. to date*
29222900	Amino-naphthols & oth amino-phenols,oth than those containing more than one kind of oxygen function, their ethers & esters, salts thereof, oth than Aminohydroxynaphthalenesulphonic acids & their salts	10 766	38 994	186 395	695 445
29223100	Amfepramone, methadone and normethadone, salts thereof	0	201	0	59 263
29223900	Amino-aldehydes,amino-ketones & amino-quinones,oth than those containing more than one kind of oxygen function;salts thereof, oth than Amfepramone(INN),methadone(INN) & normethadone(INN);salts thereof	3	18 348	439	413 379
29224100	Lysine and its esters, salts thereof	3 184 261	11 936 043	3 591 531	15 262 319
29224210	Glutamic acid	2 100	16 906	10 416	103 708
29224220	Monosodium glutamate (MSG)	11 343 880	35 952 918	16 355 503	52 819 564
29224290	Salts, other than Glutamic acid & Monosodium glutamate (MSG)	725	8 962	30 095	183 179
29224900	Amino-acids, other than those containing more than one kind of oxygen function, and their esters, salts thereof, other than HS 29224100-29224400	822 811	2 596 649	5 730 901	18 677 162
29225010	p-Aminosalicylic acid and its salts, esters and other derivatives	43 350	130 477	294 064	871 823
29225090	Amino-alcohol-phenols, amino-acid-phenols and other amino-compounds with oxygen function, other than p-Aminosalicylic acid and its salts, esters and other derivatives	1 090 247	3 075 700	2 904 791	11 337 225
29231000	Choline and its salts	799 444	3 795 982	1 191 688	5 873 263
29232011	Lecithins of vegetables	1 113 517	1 113 517	1 484 269	1 484 269
29232019	Lecithins of non vegetables	859 244	9 242 857	1 191 991	11 873 235
29232090	Phosphoaminolipids	281 065	1 203 382	581 766	2 281 768
29239000	Quaternary ammonium salts and hydroxides, lecithins and other phosphoaminolipids, whether or not chemically defined, other than HS 29231000-29234000	78 942	479 510	390 678	2 582 348
29241210	Fluoroacetamide (ISO) and phosphamidon (ISO)	0	5 216	0	36 469
29241910	Carisoprodol	85 660	560 160	231 624	1 474 502
29241990	Acyclic amides (including acyclic carbamates) and their derivatives, salts thereof, other than HS 29241100-29241910	327 123	1 348 256	1 290 952	5 556 857
29242120	Diuron and monuron	30 201	117 351	259 782	890 647
29242190	Ureines and their derivatives, salts thereof, other than 4-Ethoxyphenylurea (dulcin) and Diuron and monuron	8 887	101 767	112 323	1 153 958
29242400	Ethinamate	15 500	15 500	113 925	113 925
29242500	Alachlor (ISO)	0	1	0	25
29242910	Aspartame	114 000	818 650	2 120 365	15 518 463
29242920	Butylphenylmethyl carbamate, methyl isopropyl phenyl carbamate	48 002	114 965	321 736	860 981
29242930	Acetaminophen (paracetamol), salicylamide, ethoxybenzamide	543 598	3 126 704	4 825 145	27 435 039
29242990	Cyclic amides (including cyclic carbamates) and their derivatives, salts thereof, other than HS 29242110 - 29242930	154 095	429 605	1 334 459	5 422 838
29251100	Saccharin and its salts	20 000	234 135	244 000	2 071 585
29251900	Imides and their derivatives, salts thereof, other than Saccharin and its salts and Glutethimide	2 363	60 189	34 871	398 501
29252900	Imines and their derivatives, salts thereof, other than Chlordimeform (ISO)	128 172	292 634	1 073 901	5 336 992
29261000	Acrylonitrile	17 800	1 029 255	41 830	2 091 058
29262000	1-Cyanoguanidine (dicyandiamide)	535 693	2 570 919	741 957	3 740 681
29264000	alpha-Phenylacetoacetonitrile	1	5	965	1 337
29269000	Nitrile-function compound, other than HS 29261000 to 29264000	157 814	742 097	5 727 049	22 949 630
29270010	Azodicarbonamide	246 735	1 322 032	1 167 609	5 781 711
29270090	Diazo-, azo- or azoxy-compounds other than Azodicarbonamide	215 018	849 940	898 682	3 063 720
29280010	Linuron	101	60 403	8 445	766 923
29280090	Organic derivatives of hydrazine or of hydroxylamine other than Linuron	139 873	514 941	2 067 257	7 470 629
29291010	Diphenylmethane diisocyanate (MDI)	490 858	3 192 187	1 392 167	9 125 024
29291020	Toluene diisocyanate	6 884 840	25 861 094	17 279 221	62 100 080
29291090	Isocyanates other than Diphenylmethane diisocyanate (MDI) and Toluene diisocyanate	149 316	343 548	661 077	2 138 343
29299010	Sodium cyclamate	0	1	0	251
29299090	Compounds with other nitrogen function other than Isocyanates and Cyclamates	1	10 003	85	101 266
29301000	2-(N,N-Dimethylamino)ethanethiol	280	280	101 100	101 100

https://www.bps.go.id

I.3. IMPOR MENURUT KOMODITI / IMPORT BY HS COMMODITY
***** APRIL/*APRIL 2022* *****

H S	Uraian Komoditi/*Commodity Description*	Berat bersih/*Net weight* (Kg)		Nilai/*Value CIF* (US$)	
		Bulan ini *Current month*	Kumulatif *Cum. Jan. to date*	Bulan ini *Current month*	Kumulatif *Cum. Jan. to date*
29302000	Thiocarbamates and dithiocarbamates	1 275 695	2 561 190	4 772 344	10 813 218
29303000	Thiuram mono-, di- or tetrasulphides	29 020	67 460	346 243	511 286
29304000	Methionine	4 075 766	16 037 382	12 331 481	43 868 073
29309010	Dithiocarbonates	1 668 788	4 853 470	8 188 142	24 304 723
29309090	Organo-sulphur compounds, other than HS 29301000-29309010	1 298 359	5 845 511	6 482 661	28 901 993
29311010	Tetramethyl lead	7 902	12 907	103 924	175 232
29312000	Tributyltin compounds	8 000	20 000	16 160	43 040
29314400	Methylphosphonic acid	1 270	1 270	6 432	6 432
29314910	N-(phosphonomethyl) glycine	439 600	2 831 140	4 225 874	19 563 542
29314920	Salts of N-(phosphonomethyl) glycine	0	65 802	0	289 289
29314990	Non-halogenated organo-phosphorous derivatives, other than HS 29314100-29314920	255 404	2 643 783	1 946 857	23 794 474
29315910	Ethephon	2 003	273 789	9 614	2 740 800
29315990	Halogenated organo-phosphorous derivatives, other than HS 29315100-29315910	20 800	20 800	51 098	51 098
29319041	Organoarsenic compounds, in liquid form	71 282	433 642	687 465	2 758 304
29319049	Organoarsenic compounds, other than in liquid form	213 126	904 556	1 191 874	6 344 267
29319050	Dimethyltin dichloride	476 621	1 762 923	6 994 382	27 500 457
29319090	Organo-inorganic compounds other than HS 29311010-29319050	156 812	896 614	1 503 886	6 866 985
29321100	Tetrahydrofuran	616	203 183	37 149	1 335 968
29321200	2-Furaldehyde (furfuraldehyde)	20 127	120 725	77 943	487 013
29321300	Furfuryl alcohol and tetrahydrofurfuryl alcohol	98 184	703 564	283 690	2 559 893
29321400	Sucralose	30 046	201 603	1 291 865	10 285 347
29321900	Compounds containing an unfused furan ring (whether or not hydrogenated) in the structure, other than HS 29321100-29321400	34 459	245 277	1 191 141	5 573 603
29322010	Coumarin (1,2-Benzopyrone), methylcoumarins and ethylcoumarins	13 500	58 850	164 649	675 639
29322090	Lactones, other than coumarin (1,2-Benzopyrone), methylcoumarins and ethylcoumarins	176 587	582 233	1 897 288	7 725 428
29329300	Piperonal	12 001	34 951	289 148	809 553
29329500	Tetrahydrocannabinols (all isomers)	0	29	0	335
29329600	Carbofuran (ISO)	7 262	201 530	149 210	3 493 294
29329900	Heterocyclic compounds with oxygen hetero-atom(s) only, other than HS 29321100-29329600	123 544	650 110	3 555 887	15 435 241
29331100	Phenazone (antipyrin) and its derivatives	71 505	256 328	1 105 562	3 693 181
29331900	Compounds containing an unfused pyrazole ring (whether or not hydrogenated) in the structure, other than Phenazone (antipyrin) and its derivatives	16 936	58 434	471 710	1 999 454
29332100	Hydantoin and its derivatives	23 844	109 458	96 218	535 959
29332900	Compounds containing an unfused imidazole ring (whether or not hydrogenated) in the structure, other than Hydantoin and its derivatives	154 151	545 787	1 437 889	6 269 963
29333100	Pyridine and its salts	147 698	721 799	1 291 213	4 714 627
29333300	Alfentanil,anileridine,bezitramide,bromazepam,carfentanil,difenoxin,diphenoxylate,dipipanone,fentanyl,ketobemidone,methylphenidate,pentazocine,pethidine,pethidine intermediate A,phencyclidine,phenoperidine,pipradrol,piritramide,propiram,remifentanil&trimeperidine;salts thereof	2	14	323	8 654
29333910	Chlorpheniramine and isoniazid	11 396	177 298	258 906	1 905 993
29333930	Paraquat salts	1 757 205	8 830 402	6 175 609	31 641 509
29333990	Compounds containing an unfused pyridine ring (whether or not hydrogenated) in the structure, other than HS29333100-29333930	281 611	931 297	10 745 248	32 693 384
29334910	Dextromethorphan	4 801	14 933	518 089	1 674 224
29334990	Compounds containing in the structure a quinoline or isoquinoline ring-system (whether or not hydrogenated), not further fused, other than Levorphanol and its salts and Dextromethorphan	294	25 885	61 145	639 177
29335200	Malonylurea (barbituric acid) and its salts	1	508	176	1 691
29335300	Allobarbital, amobarbital, barbital, butalbital, butobarbital, cyclobarbital, methylphenobarbital, pentobarbital, phenobarbital, secbutabarbital, secobarbital and vinylbital; salts thereof	0	575	0	42 375
29335400	Other derivatives of malonylurea (barbituric acid), salts thereof	8	27	108	2 528
29335910	Diazinon	40	38 966	1 206	366 292

https://www.bps.go.id

I.3. IMPOR MENURUT KOMODITI / IMPORT BY HS COMMODITY
*** APRIL/*APRIL 2022* ***

H S	Uraian Komoditi/*Commodity Description*	Berat bersih/*Net weight* (Kg)		Nilai/*Value CIF* (US$)	
		Bulan ini *Current month*	Kumulatif *Cum. Jan. to date*	Bulan ini *Current month*	Kumulatif *Cum. Jan. to date*
29335990	Compounds containing a pyrimidine ring (whether or not hydrogenated) or piperazine ring in the structure, other than HS 29335200-29335910	47 400	322 195	1 739 885	13 626 752
29336100	Melamine	1 770 900	13 662 903	3 643 982	31 455 091
29336900	Compounds containing an unfused triazine ring (whether or not hydrogenated) in the structure, other than melamine	1 341 154	5 604 823	4 422 569	17 846 824
29337100	6-Hexanelactam (epsilon-caprolactam)	2 937 660	11 944 870	6 038 316	24 017 537
29337200	Clobazam and methyprylon	0	71	0	81 753
29337900	Lactams,other than 6-Hexanelactam (epsilon-caprolactam) and Clobazam and methyprylon	128 022	507 204	1 089 584	3 403 271
29339100	Alprazolam,camazepam,chlordiazepoxide,clonazepam,clorazepate, delorazepam,diazepam,estazolam,ethylloflazepate,fludiazepam,flu nitrazepam,flurazepam,halazepam,lorazepam,lormetazepam,mazin dol,medazepam,midazolam,nimetazepam,nitrazepam,nordazepam, oxazepam,pinazepam,prazepam,pyrovalerone,temazepam,tetrazep am&triazolam;salts thereof	25	264	125 861	562 014
29339200	Azinphos-methyl (ISO)	20	42	207	648
29339910	Mebendazole and parbendazole	3 020	47 575	54 940	1 078 483
29339990	Heterocyclic compounds with nitrogen hetero-atom(s) only, other than HS 29331100-29339910	99 178	598 097	1 813 072	12 126 266
29341000	Compounds containing an unfused thiazole ring (whether or not hydrogenated) in the structure	57 578	236 899	705 716	3 266 753
29342000	Compounds containing in the structure a benzothiazole ring-system (whether or not hydrogenated), not further fused	144 263	708 450	838 059	3 377 356
29343000	Compounds containing in the structure a phenothiazine ring-system (whether or not hydrogenated), not further fused	141	65 526	43 478	647 073
29349100	Aminorex, brotizolam, clotiazepam, cloxazolam, dextromoramide, haloxazolam, ketazolam, mesocarb, oxazolam, pemoline, phendimetrazine, phenmetrazine and sufentanil; salts thereof	1	1	120	120
29349200	Fentanyls and their derivatives other than HS 29349100	50	50	9 979	9 979
29349910	Nucleic acids and their salts	755 149	2 577 972	3 914 099	14 017 520
29349920	Sultones, sultams, diltiazem	103	4 031	9 185	1 184 431
29349930	6-Aminopenicillanic acid	24 001	36 006	348 610	457 259
29349940	3-Azido-3-deoxythymidine	0	1	0	93
29349950	Oxadiazon, with a purity of 94 % or more	0	24 004	0	547 509
29349990	Nucleic acids and their salts, whether or not chemically defined, other heterocyclic compounds, other than HS 29341000-29349950	173 254	773 236	4 692 439	21 701 948
29351000	N-Methylperfluorooctane sulphonamide	0	8	0	3 216
29353000	N-Ethyl-N-(2-hydroxyethyl) perfluorooctane sulphonamide	0	13	0	99
29355000	Perfluorooctane sulphonamides other than HS 29351000-29354000	1	3	89	409
29359000	Sulphonamides other than HS 29351000-29355000	150 577	564 980	1 795 418	8 427 957
29362100	Vitamin A and their derivatives	63 972	225 602	3 465 730	12 339 941
29362200	Vitamin B1 and its derivatives	23 527	112 073	650 360	3 758 725
29362300	Vitamin B2 and its derivatives	22 327	127 590	926 469	3 882 231
29362400	D- or DL-Pantothenic acid (Vitamin B5) and its derivatives	52 107	278 094	1 035 088	4 099 202
29362500	Vitamin B6 and its derivatives	27 116	152 217	640 328	3 664 862
29362600	Vitamin B12 and its derivatives	11 517	26 296	1 700 120	3 877 549
29362700	Vitamin C and its derivatives	491 039	2 560 402	2 928 804	16 486 013
29362800	Vitamin E and its derivatives	183 289	995 846	1 990 614	11 905 627
29362900	Vitamins and their derivatives, unmixed, other than HS 29362100-29362800	193 773	940 181	2 158 201	9 991 848
29369000	Provitamins and vitamins, natural or reproduced by synthesis (including natural concentrates), other than HS 29362100-29362900	61 715	255 220	781 490	2 788 138
29371100	Somatotropin, its derivatives and structural analogues	2	2	346	346
29371200	Insulin and its salts	0	10	0	400 581
29371900	Polypeptide hormones, protein hormones and glycoprotein hormones, their derivatives and structural analogues, other than Somatotropin, its derivatives and structural analogues and Insulin & its salts	17	285	3 123	50 465
29372100	Cortisone, hydrocortisone, prednisone (dehydrocortisone) and prednisolone (dehydrohydrocortisone)	230	823	165 519	433 741

https://www.bps.go.id

I.3. IMPOR MENURUT KOMODITI / IMPORT BY HS COMMODITY
*** APRIL/*APRIL 2022* ***

H S	Uraian Komoditi/*Commodity Description*	Berat bersih/*Net weight* (Kg)		Nilai/*Value CIF* (US$)	
		Bulan ini *Current month*	Kumulatif *Cum. Jan. to date*	Bulan ini *Current month*	Kumulatif *Cum. Jan. to date*
29372200	Halogenated derivatives of corticosteroidal hormones	629	1 805	733 379	3 206 494
29372300	Oestrogens and progestogens	1 737	6 548	1 395 777	4 651 505
29372900	Steroidal hormones, their derivatives and structural analogues, other than HS 29372100-29372300	957	3 014	1 227 654	4 132 955
29375000	Prostaglandins, thromboxanes and leukotrienes, their derivatives and structural analogues	28	102	72 185	196 690
29379010	Hormones, of oxygen-function amino-compounds	151	316	4 740	644 213
29379020	Epinephrine, amino-acid derivatives	3	13	16 893	38 190
29379090	Hormones, natural or reproduced by synthesis, derivatives and structural analogues thereof, including chain modified polypeptides, used primarily as hormones, other than HS 29371100-29379020	34	130	6 408	45 255
29381000	Rutoside (rutin) and its derivatives	82	618	8 611	47 414
29389000	Glycosides, natural or reproduced by synthesis, and their salts, ethers, esters and other derivatives, other than Rutoside (rutin) and its derivatives	19 836	103 049	1 263 107	5 817 684
29391190	Buprenorphine,codein,ethylmorphin,etorpine,heroin,morphine,oxy codon,salt thereof	0	600	0	297 000
29391900	Alkaloids of opium and their derivatives, salts thereof, other than HS 29391110-29391190	20	681	17 300	404 260
29392010	Quinine and its salts	0	4 004	0	310 243
29392090	Alkaloids of cinchona and their derivatives, salts thereof, other than Quinine and its salts	25	30	3 100	14 400
29393000	Caffeine and its salts	84 243	292 212	1 955 383	6 728 751
29394100	Ephedrine and its salts	200	577	13 250	38 188
29394200	Pseudoephedrine and its salts	4 831	12 935	354 494	888 218
29394400	Norephedrine and its salts	2 550	11 977	178 275	826 715
29394500	Levometamfetamine, metamfetamine, metamfetamine racemate and their salts	26	26	213	213
29394900	Alkaloids of ephedra and their derivatives, salts thereof, other than HS 29394100-29394500	0	28	0	5 861
29395900	Theophylline and aminophylline (theophylline- ethylenediamine) and their derivatives, salts thereof, other than Fenetylline and its salts	540	19 395	229 106	982 979
29396200	Ergotamine(INN) & its salts	0	3	0	10 500
29396900	Alkaloids of rye ergot & their derivatives, salts thereof other than ergometrine, ergotamine, and lysergic acid	0	12	0	817
29397900	Alkaloids, of vegetal origin, other than cocaine, ecgonine, salts, esters and other derivates thereof	289	1 692	778 069	2 950 991
29398000	Alkaloids, natural or reproduced by synthesis, and their salts, esters and other derivatives n.e.c. in heading 2939	5	371	1 167	82 480
29400000	Sugars, chemically pure oth than sucrose ,lactose, maltose, glucose, & fructose	147 823	899 158	1 171 628	5 533 352
29411011	Amoxicillin & its salts, Non-sterile	33 001	355 003	1 174 397	12 161 390
29411019	Amoxicillin & its salts, Sterile	22 811	152 215	757 292	5 025 007
29411020	Ampicillin and its salts	6 461	54 914	539 581	2 098 148
29411090	Penicillins and their derivatives with a penicillanic acid structure, salts thereof, other than Amoxicillin and Ampicillin	3 463	7 316	342 630	792 955
29412000	Streptomycins and their derivatives, salts thereof	0	7 600	0	232 636
29413000	Tetracyclines and their derivatives, salts thereof	5 727	45 775	199 094	1 625 409
29414000	Chloramphenicol and its derivatives, salts thereof	4 137	36 296	381 490	3 058 703
29415000	Erythromycin and its derivatives, salts thereof	680	11 045	55 348	922 397
29419000	Antibiotics, n.e.c. in heading 2941	61 920	197 798	5 363 245	16 795 368
29420000	Organic compounds, n.e.c. in chapter 29	255 770	968 400	1 780 056	7 868 535
30012000	Extracts of glands or other organs or of their secretions	1 500	1 535	176 250	179 830
30019000	Heparin and its salts,other human/animal substance prepared for therapeutic/prophylactic uses, not elsewhere specified/included	22	170	10 451	1 316 600
30021210	Antisera, plasma protein solutions, haemoglobin powder	9 906	44 237	10 772 715	21 418 973
30021290	Antisera and other blood fractions, other than antisera, plasma protein solutions, haemoglobin powder	463	1 232	307 036	1 188 634
30021300	Immunological products, unmixed, not put up in measured doses or in forms or packings for retail sale	12	4 875	1 898	1 327 205

https://www.bps.go.id

I.3. IMPOR MENURUT KOMODITI / IMPORT BY HS COMMODITY
*** APRIL/*APRIL 2022* ***

H S	Uraian Komoditi/*Commodity Description*	Berat bersih/*Net weight* (Kg)		Nilai/*Value CIF* (US$)	
		Bulan ini *Current month*	Kumulatif *Cum. Jan. to date*	Bulan ini *Current month*	Kumulatif *Cum. Jan. to date*
30021400	Immunological products, mixed, not put up in measured doses or in forms or packings for retail sale	0	4	0	282
30021500	Immunological products, put up in measured doses or in forms or packings for retail sale	10 187	71 797	2 830 434	20 982 708
30024120	Pertussis, measles, meningitis or polio vaccines	28 709	74 084	12 936 662	38 423 550
30024190	Vaccines for human medicine other than tetanus toxoid, pertussis, measles, meningitis or polio vaccines	14 160	90 827	15 580 720	276 200 691
30024200	Vaccines for veterinary medicine	1 089 928	1 311 949	3 754 448	20 020 116
30024900	Vaccines oth than for human medicine and veterinary medicine	3	3	91	91
30029000	Human blood, animal blood prepared for therapeutic, prophylactic or diagnostic uses for oth than sub heading 300212-300259	5 217	201 989	460 076	2 765 855
30031090	Medicaments cont. penicillins/deriv, with penicillanic acid structure/streptomycins, other than cont. amoxicillin&ampicillin	38 500	491 000	155 041	1 752 165
30032000	Medicaments cont.antibiotic, consist of 2constituent mix for therapeutic/prophylactic,not in measured dose/pack for retail	1 672	212 716	1 517 903	4 833 585
30033100	Medicaments containing insulin, for therapeutic or prophylactic uses, not packaged for retail sale	0	58	0	750 000
30033900	Medicaments containing hormones (excl. insulin),for therapeutic/prophylactic uses,not packaged for retail sale	7 600	19 458	83 331	292 010
30034900	Medicaments cont alkaloids/derivates thereof(excl ephedrine/ preusoephedrine/norephedrine),not packaged for retail sale	0	149	0	165 986
30039000	Medicaments, for therapeutic or prophylactic uses, not packed for retail sale, other than HS 30031010-30036000	65 076	217 454	2 190 183	6 556 911
30041016	Medicaments containing ampicillin,amoxycillin or salts thereof,of a kind taken orally,packing for retail sale	480	4 539	13 080	85 498
30041019	Medicaments containing penicillins/derivates thereof,packing for retail sale,other than HS 30041015-30041016	10 783	134 840	836 581	2 296 967
30041020	Medicament,containing streptomicyns or derivates thereof,for retail sale	1 399	2 430	154 259	245 861
30042010	Antibiotics containing gentamycin,lincomycin,sulfamethoxazole/its derivatives,of a kind taken orally/in ointment form	5 382	14 667	710 861	1 884 123
30042031	Antibiotics containing erythromycin or derivatives thereof, of a kind taken orally	0	6 000	0	14 188
30042039	Antibiotics containing erythromycin or derivatives thereof, other than of a kind taken orally or in ointment form	5	7 062	1 600	74 951
30042071	Antibiotics containing tetracyclines or chloramphenicols or derivatives,of a kind taken orally or in ointment form	0	593	0	10 292
30042079	Antibiotics containing tetracyclines or chloramphenicols or derivatives,oth of a kind taken orally or in ointment form	29 297	65 172	384 792	1 089 496
30042091	Antibiotic, of a kind taken orally or ointment form, other than HS 30042010-30042079	2 646	4 753	323 430	498 396
30042099	Antibiotic, other than of a kind taken orally or ointment form, other than HS 30042010-30042079	73 625	481 077	1 265 631	4 842 856
30043100	Medicaments containing hormones or other products of heading 2937, containing insulin	17 881	96 797	3 313 937	17 506 290
30043240	Medicaments containing corticosteroid hormones, containing hydrocortisone sodium succinate/fluocinolone acetonide	0	189	0	15 517
30043290	Medicaments containing corticosteroid hormones, their derivatives or structural analogues, oth HS 30043210-30043240	12 775	41 346	2 498 306	7 167 427
30043900	Medicaments containing hormones/other products of heading 2937, other than HS 30043100-30043290	8 564	71 561	2 896 084	13 293 866
30044200	Medicaments containing alkaloids/derivatives thereof,containing pseudoephedrine/its salts,packing for retail sale	0	571	0	50 692
30044990	Medicaments containing alkaloids or derivatives thereof, packing for retail sale, other than HS 30044100-30044980	22 800	95 240	145 954	2 088 476
30045010	Medicaments containing vitamins or other products of heading 2936, of a kind suitable for children, in syrup form	0	3	0	232
30045021	Medicaments containing more than one vitamin, of a kind taken orally	54	480	1 788	18 769
30045029	Medicaments containing more than one vitamin, other than of a kind taken orally	189	711	6 215	36 764
30045091	Medicaments containing vitamin A, B or C	385	8 926	66 173	87 600

https://www.bps.go.id

I.3. IMPOR MENURUT KOMODITI / IMPORT BY HS COMMODITY
***** APRIL/*APRIL 2022* *****

H S	Uraian Komoditi/*Commodity Description*	Berat bersih/*Net weight* (Kg)		Nilai/*Value CIF* (US$)	
		Bulan ini *Current month*	Kumulatif *Cum. Jan. to date*	Bulan ini *Current month*	Kumulatif *Cum. Jan. to date*
30045099	Medicaments containing vitamins or other products of heading 2936, other than HS 30045010-30045091	37 680	139 001	506 707	1 705 573
30046010	Medicaments containing antimalarial active, containing artemisinin combined with other pharmaceutical active ingredients	475	1 476	31 000	130 713
30049010	Transdermal therapeutic system patches for the treatment of cancer or heart diseases	0	152	0	103 056
30049030	Antiseptics	1 768	27 393	31 747	292 910
30049049	Anaesthetics, other than containing procaine hydrochloride	16 022	33 627	1 709 701	5 136 232
30049051	Analgesics, antipyretics&oth medicaments for coughs/colds,contain acetylsalicylic acid,paracetamol/dipyrone,taken orally	6 907	9 021	885 853	1 125 725
30049054	Analgesics, antipyretics&other medicaments for the treatment of coughs/colds,containing piroxicam or ibuprofen	26	26	3 214	3 214
30049059	Analgesics, antipyretics & other medicaments for the treatment of coughs or colds, other than HS 30049051-30049055	4 383	12 825	2 541 124	11 513 473
30049065	Antimalarials, herbal medicaments	3 004	5 899	31 082	117 170
30049069	Antimalarials, other than containing primaquine/artemisinin other than of subheading 30046010 / herbal medicaments	100	104	2 100	2 293
30049071	Anthelmintic, containing piperazine or mebendazole	1 506	1 582	19 409	21 327
30049072	Anthelmintic, herbal medicaments	0	11	0	315
30049079	Anthelmintic, other than containing piperazine or mebendazole or herbal medicaments	558	3 091	79 121	367 676
30049081	Medicaments for the treatment of cancer, HIV/AIDS or other intractable diseases, containing deferoxamine, for injection	91	363	5 469	270 165
30049082	Anti HIV/AIDS medicaments	608	2 194	3 404 538	10 855 247
30049089	Medicaments for the treatment of cancer or other intractable diseases, other than containing deferoxamine, for injection	16 039	30 308	1 968 077	14 750 773
30049091	Medicaments containing sodium chloride or glucose, for infusion, packaged for retail sale	229 873	1 477 939	224 159	1 236 759
30049092	Medicaments containing sorbitol or salbutamol, for infusion, packaged for retail sale	0	25 759	0	160 162
30049093	Medicaments containing sorbitol or salbutamol, in other forms, packaged for retail sale	6 195	17 631	835 728	2 476 894
30049096	Nasal-drop medicaments containing naphazoline, xylometazoline or oxymetazoline	24	305	193	3 094
30049098	Herbal medicaments, other than for anthelmintic or antimalarials	110 535	472 460	5 710 170	20 913 231
30049099	Medicament consisting of mix/unmix product for therapeutic/prophylactic uses,for retail sale,oth HS 30041015-30049098	1 166 175	3 416 233	24 845 703	98 569 256
30051010	Adhesive dressings and other articles having an adhesive layer, impregnated or coated with pharmaceutical substances	1 059	1 621	19 949	51 491
30051090	Adhesive dressings & other articles having an adhesive layer, other than impregnated/coated with pharmaceutical substances	54 132	187 483	1 121 643	5 430 601
30059010	Bandages, put up in forms or packings for retail sale for medical, surgical, dental or veterinary purposes	24 271	117 905	297 461	1 639 497
30059020	Gauze, put up in forms or packings for retail sale for medical, surgical, dental or veterinary purposes	16 660	85 996	241 726	835 221
30059090	Wadding,packings for retail sale for medical,surgical,dental/veterinary purposes,other than HS 30051010-30059020	77 443	360 973	1 575 707	5 488 332
30061010	Sterile absorbable surgical or dental yarn, sterile surgical or dental adhesion barriers, whether or not absorbable	5 638	26 949	1 016 852	3 521 593
30061090	Sterile surgical catgut,sterile tissue adhesives for surgical wound closure, sterile laminaria & sterile laminaria tents	1 562	5 626	315 596	1 222 883
30063010	Opacifying preparations for Xray examinations, diagnostic reagents designed, barium sulphate, of a kind taken orally	3	3	75	75
30063020	Opacifying prep for Xray examinations, reagents of microbial origin, of a kind suit for veterinary biological diagnosis	253	5 214	71 148	546 742
30063030	Opacifying preparation for Xray examinations, other microbial diagnostic reagents	647	1 994	56 219	142 905
30063090	Opacifying preparations for Xray examinations, other than HS 30063010-30063030	418	7 926	74 131	763 490

https://www.bps.go.id

I.3. IMPOR MENURUT KOMODITI / IMPORT BY HS COMMODITY
*** APRIL/*APRIL 2022* ***

H S	Uraian Komoditi/*Commodity Description*	Berat bersih/*Net weight* (Kg)		Nilai/*Value CIF* (US$)	
		Bulan ini *Current month*	Kumulatif *Cum. Jan. to date*	Bulan ini *Current month*	Kumulatif *Cum. Jan. to date*
30064010	Dental cements and other dental fillings	7 748	21 406	597 470	1 833 334
30064020	Bone reconstruction cements	0	172	0	15 760
30065000	First-aid boxes and kits	6	350	586	11 247
30066000	Chemical contraceptive preparations based on hormones, on other products of heading 2937 or on spermicides	0	2 030	0	112 000
30067000	Gel prep designed to be used in hum or vet med as a lubricant for parts of the body for surg operations or physical exam	15 091	124 583	119 908	783 115
30069100	Appliances identifiable for ostomy use	2 364	5 534	95 681	236 085
30069290	Waste pharmaceuticals other than medicaments for the treatment of cancer, HIV/AIDS or other intractable diseases	2	11	67	244
31010010	Fertilisers produced by of solely vegetable origin	340 513	2 000 329	785 722	1 725 941
31010092	Fertilisers produced of animal origin (other than guano), chemically treated	121 550	368 972	27 345	407 637
31010099	Animal fertilisers,not chemically treated	16	75 034	44	48 985
31021000	Urea, whether or not in aqueous solution	17 302 472	54 659 644	11 218 239	34 845 958
31022100	Ammonium sulphate	53 468 650	232 027 662	14 389 098	83 657 035
31022900	Double salts and mixtures of ammonium sulphate and ammonium nitrate	220 720	505 071	182 361	373 474
31023000	Ammonium nitrate, whether or not in aqueous solution	0	3 308 000	0	2 491 560
31025000	Sodium nitrate	144 003	843 006	129 677	599 465
31026000	Double salts and mixtures of calcium nitrate and ammonium nitrate	665 210	2 616 830	333 949	1 219 472
31029000	Mineral or chemical fertilisers, nitrogenous, other than HS 31021000-31028000	111 237	501 512	527 706	2 411 635
31031190	Superphosphates containing by weight 35 % or more of diphosphorus pentaoxide (P2O5), other than feed grade	16 747 550	32 678 050	9 474 077	18 347 262
31031990	Superphosphates containing by weight less than 35 % of diphosphorus pentaoxide (P2O5), other than feed grade	0	22 400	0	48 000
31039090	Mineral or chemical fertilisers, phosphatic, other than superphosphate & calcined phosphatic fertilisers	130 241 235	508 235 855	16 558 419	65 231 462
31042000	Potassium chloride	205 744 341	1 176 197 897	125 737 721	680 377 967
31043000	Potassium sulphate	170 020	632 051	205 412	724 396
31049000	Mineral or chemical fertilisers, potassic, other than potassium chloride & potassium sulphate	1 644 121	9 281 357	909 882	3 763 445
31051010	Superphosphates and calcined phosphatic fertilisers in tablets or similar forms of a gross weight not exceeding 10 kg	10	14	11	51
31051020	Mineral/chemical fertilisers contain 2 or 3 of fertilising elements in tablets/similar forms of a gross weight ≤10 kg	0	1 077 401	0	822 132
31051090	Goods of this Chapter in tablets or similar forms or in packages of a gross weight ≤10 kg, other than HS 31051010-31051020	288	1 609 317	6 472	1 130 387
31052000	Mineral or chemical fertilisers containing the three fertilising elements nitrogen, phosphorus and potassium	25 389 006	85 267 806	19 364 343	57 920 174
31053000	Diammonium hydrogenorthophosphate (diammonium phosphate)	26 573 866	100 236 259	24 369 372	97 206 210
31054000	Ammonium dihydrogenorthophosphate and mixtures thereof with diammonium hydrogenorthophosphate	2 429 630	3 341 517	2 090 668	2 833 498
31055100	Mineral or chemical fertilisers containing nitrates and phosphates	387	3 693	2 480	24 937
31055900	Mineral/chemical fertilisers,contain the two fertilising elements nitrogen and phosphorus,oth contain nitrates and phosphates	3 000	191 680	22 179	118 150
31056000	Mineral or chemical fertilisers containing the two fertilising elements phosphorus and potassium	6 186	186 998	15 440	344 882
31059000	Mineral/chemical fertilisers contain two/three of fertilising elements nitrogen,phosphorus&potassium, oth HS 31052000-31056000	3 417 253	16 701 529	1 588 930	7 859 807
32011000	Quebracho extract	0	22 460	0	52 908
32012000	Wattle extract	35 000	279 250	37 450	337 722
32019000	Tanning extracts of vegetable origin,tanning and their salts, ethers, ester and other derivatives, other than quebracho and wattle	468	5 796	55 155	205 947
32021000	Synthetic organic tanning substances	210 441	1 120 541	349 987	1 975 001
32029000	Inorganic tanning substances, tanning prep, whether or not containing natural tanning substances, enzymatic prep for pre-tanning	128 747	847 434	230 805	1 457 245
32030010	Colouring matter of vegetable/animal origin incl dyeing extracts excluding animal black, of a kind used in the food/drink industries	21 268	106 408	773 108	3 691 542

https://www.bps.go.id

I.3. IMPOR MENURUT KOMODITI / IMPORT BY HS COMMODITY
***** APRIL/*APRIL 2022* *****

H S	Uraian Komoditi/*Commodity Description*	Berat bersih/*Net weight* (Kg)		Nilai/*Value CIF* (US$)	
		Bulan ini *Current month*	Kumulatif *Cum. Jan. to date*	Bulan ini *Current month*	Kumulatif *Cum. Jan. to date*
32030090	Colouring matter of vegetable/animal origin incl dyeing extract excluding animal black other than used in the food or drink industries	2 035	2 897	31 573	119 055
32041110	Disperse dyes and preparations based thereon, crude	393 280	1 814 516	5 386 905	20 227 093
32041190	Disperse dyes and preparations based thereon, other than crude	935 353	4 604 234	5 980 542	29 374 105
32041210	Acid dyes, whether or not premetallised, and preparations based thereon	121 271	426 275	900 987	2 834 114
32041290	Mordant dyes and preparations based thereon	91 298	452 787	1 214 883	4 876 692
32041300	Basic dyes and preparations based thereon	4 174	252 848	53 197	1 187 437
32041400	Direct dyes and preparations based thereon	391 501	2 139 512	1 606 981	7 936 234
32041500	Vat dyes (including those usable in that state as pigments) and preparations based thereon	124 314	595 592	1 596 588	8 489 360
32041600	Reactive dyes and preparations based thereon	903 555	4 912 957	6 144 308	30 053 117
32041710	Synthetic organic pigment in powder form	723 599	2 875 812	6 007 671	27 845 736
32041790	Pigments and preparations based thereon, other than synthetic organic pigment in powder form	571 047	2 170 095	3 686 112	14 244 812
32041800	carotenoid colouring matters and preparations based thereon	5 395	5 395	282 945	282 945
32041900	Synthetic organic colouring matter & prep,including mixtures of colouring matter of 2 or more of the subheading 320411-320419	240 369	1 009 425	925 050	6 248 131
32042000	Synthetic organic products of a kind used as fluorescent brightening agents	941 378	2 936 512	3 885 990	14 159 834
32049000	Synthetic organic colouring matter, prep as specified in Note 3 to this Chapter , other than HS 32041100-32042000	115 807	1 256 909	1 561 682	8 744 902
32050000	Colour lakes, preparations as specified in Note 3 to this Chapter based on colour lakes.	21 702	131 841	315 615	1 734 130
32061110	Pigments based on titanium dioxide containing 80 % or more by weight of titanium dioxide calculated on the dry matter	7 054 371	32 759 128	23 782 127	109 406 480
32061190	Preparations based on titanium dioxide containing 80% or more by weight of titanium dioxide calculated on the dry matter	1 112 370	4 589 522	3 830 811	15 682 187
32061910	Pigments based on titanium dioxide containing less than 80 % by weight of titanium dioxide calculated on the dry matter	83 138	613 852	449 308	2 922 393
32061990	Preparations based on titanium dioxide containing < 80% by weight of titanium dioxide calculated on the dry matter	706 190	2 210 537	1 659 697	6 312 378
32062010	Chrome yellow, chrome green and molybdate orange or red based on chromium compounds	40 323	328 933	201 954	1 442 168
32062090	Pigments and preparation based on chromium compounds,oth than chrome yellow,chrome greenandmolybdate orange/red from chrome compounds	61 182	219 519	239 296	1 019 635
32064110	Preparations based on ultramarine	1 500	98 358	9 830	155 471
32064190	Ultramarine	47 390	447 033	122 309	1 144 889
32064290	Lithopone and other pigments based on zinc sulphide	36 600	57 300	46 620	98 285
32064911	Preparations of inorganic pigment based on cadmium compounds of hexacyanoferrates (ferrocyanides and ferrycyanides)	29 098	29 098	214 503	214 503
32064919	Preparations of other inorganic pigment based on cadmium compounds of hexacyanoferrates (ferrocyanides and ferrycyanides)	206 057	1 396 443	552 839	3 460 487
32064990	Colouring matter,other than ultramarine and prep based thereon or lithopone and other pigments and prep based on zinc sulphide	1 430 260	5 755 951	4 171 292	16 311 641
32065010	Preparations of inorganic products of a kind used as luminophores	3	12 754	58	175 413
32065090	Inorganic products of a kind used as luminophores, other than preparations	18 817	75 468	98 812	480 338
32071000	Prepared pigments, prepared opacifiers, prepared colours and similar preparations	624 959	2 664 494	2 716 871	10 422 832
32072010	Enamel frits	710 441	3 302 437	492 580	2 418 774
32072090	Vitrifiable enamels and glazes, engobes (slips) and similar preparations, other than enamel frits	1 046 861	7 296 417	928 539	6 808 035
32073000	Liquid lustres and similar preparations	103 280	437 584	427 976	2 117 672
32074000	Glass frit and other glass, in the form of powder, granules or flakes	6 166 998	29 268 243	2 873 021	14 330 842
32081011	Varnishes (including lacquers) based on polyesters of a kind used in dentistry	647	3 352	7 348	26 895
32081019	Varnishes (including lacquers) based on polyesters, other than of a kind used in dentistry	89 160	501 301	412 867	2 333 672

https://www.bps.go.id

I.3. IMPOR MENURUT KOMODITI / IMPORT BY HS COMMODITY
***** APRIL/*APRIL 2022* *****

H S	Uraian Komoditi/*Commodity Description*	Berat bersih/*Net weight* (Kg)		Nilai/*Value CIF* (US$)	
		Bulan ini *Current month*	Kumulatif *Cum. Jan. to date*	Bulan ini *Current month*	Kumulatif *Cum. Jan. to date*
32081020	Antifouling and/or anticorrosive paints for ships' hulls based on polyesters	2 512	9 412	22 825	52 992
32081090	Paint incl enamels based on polyesters,oth than varnishes incl lacqandantifouling and/or anticorrosive paint for ships'hulls	222 263	1 083 962	1 157 340	5 147 975
32082040	Antifouling and/or anticorrosive paints for ships' hulls based on acrylic or vinyl polymers	17 202	76 882	59 317	532 305
32082090	Paints based on acrylic or vinyl polymers, oth than antifouling and/or anticorrosive paint	689 993	3 519 281	3 839 670	18 786 796
32089011	Varnishes(including lacquers), >100oC heat resistance, used in dentistry, other than based on polyesters,acrylic/vinyl polymers	854	8 303	15 005	55 242
32089019	Varnishes(including lacquers), >100oC heat resistance, not used in dentistry, other based on polyesters, acrylic/vinyl polymers	279 535	1 352 697	1 623 072	6 889 114
32089029	Varnishes(incl lacquers), ≤100oC heat resistance, not used in dentistry,oth based on polyesters,acrylic/vinyl polymers	124 721	360 078	709 873	4 054 118
32089030	Antifouling and/or anticorrosive paints for ships'hulls other than based on polyestersandbased on acrylic or vinyl polymers	168 603	326 435	1 009 266	2 051 462
32089090	Paint&varnishes incl enamels&lacquers exc based on polyesters&based on acrylic/vinyl polymers &HS 32081010-32089030	1 562 007	5 690 166	7 082 922	27 116 216
32091010	Varnishes (including lacquers), based on acrylic or vinyl polymers	49 309	607 236	133 680	1 238 716
32091040	Leather paints, based on acrylic or vinyl polymers	9 102	30 260	87 897	317 781
32091050	Antifouling and/or anticorrosive paints for ships' hulls, based on acrylic or vinyl polymers	10 998	18 574	51 017	84 477
32091090	Paints&varnishes including enamels based on acrylic or vinyl polymers, other than HS 32091010-32091050	663 508	2 650 537	1 812 354	7 422 075
32099000	Paints and varnishes (including enamels and lacquers), other than based on acrylic or vinyl polymers	394 762	2 081 206	1 661 430	8 614 329
32100010	Varnishes (including lacquers)	147 743	378 842	856 538	2 169 560
32100020	Distempers	0	300	0	390
32100030	Prepared water pigments of a kind used for finishing leather	5 827	64 534	28 259	346 578
32100091	Antifouling and/or anticorrosive paints for ships' hulls	3 680	55 908	39 728	152 661
32100099	Paints other than antifouling and/or anticorrosive paints for ships' hulls	166 481	801 847	868 831	4 813 885
32110000	Prepared driers	82 513	704 924	348 366	2 847 490
32121000	Stamping foils	172 640	580 776	1 240 678	5 575 671
32129011	Aluminium paste dispersed in nonaqueous media, of a kind used in the manufacture of paints (including enamels)	138 931	693 897	936 069	3 992 603
32129013	White lead dispersed in oil, in liquid or paste form, of a kind used in the manufacture of paints (including enamels)	0	14	0	382
32129014	Pigments incl metallic powders and flakes dispersed in not water media,in liq/paste form,for manufacture of leather paint	65 193	281 500	516 982	1 946 878
32129019	Pigment incl metallic powders and flakes dispersed in not water media,in liq/paste form,not for manufacture of leather paint	136 933	507 907	712 675	3 920 087
32129021	Dyes and other colouring matter put up in forms or packings for retail sale of a kind used in the food or drink industries	75	75	260	260
32129022	Dyes put up in forms/packings for retail sale of a kind not used in the food/drink industries	19 834	32 974	117 999	254 710
32129029	Colouring matter put up in forms/packings for retail sale of a kind not used in the food/drink industries	88 819	319 810	467 077	1 960 341
32131000	Colours in sets, of a kind used by artists, students or signboard painters	61 377	308 340	200 432	1 110 965
32139000	Colours, of a kind used by artists, students or signboard painters, other than colours in sets	15 058	63 251	105 632	340 046
32141000	Glaziers' putty, grafting putty, resin cements, caulking compounds & other mastics, painters' fillings	1 024 124	4 311 415	4 326 288	16 998 764
32149000	Non-refractory surfacing preparations for facades, indoor walls, floors, ceilings or the like.	928 831	3 644 370	2 592 581	10 985 765
32151110	Printing ink, black, ultraviolet curable	28 111	154 615	198 086	1 124 730
32151120	Printing ink, black, solid ink in engineered shapes for insertion into	2 239	2 239	12 956	12 956
32151190	Printing ink, black, other than ultraviolet curable and solid ink in engineered shapes for insertion into	176 658	806 547	3 121 517	9 977 433

https://www.bps.go.id

I.3. IMPOR MENURUT KOMODITI / IMPORT BY HS COMMODITY
***** APRIL/*APRIL 2022* *****

H S	Uraian Komoditi/*Commodity Description*	Berat bersih/*Net weight* (Kg)		Nilai/*Value CIF* (US$)	
		Bulan ini *Current month*	Kumulatif *Cum. Jan. to date*	Bulan ini *Current month*	Kumulatif *Cum. Jan. to date*
32151910	Printing ink, other than black, solid ink in engineered shapes for insertion into	90 878	90 878	663 672	663 672
32151990	Printing ink, other than black, other than solid ink in engineered shapes for insertion into	549 347	3 035 856	9 412 832	36 492 037
32159010	Carbon mass of a kind used to manufacture carbon paper	0	310	0	17 646
32159060	Writing or drawing ink	27 955	112 864	287 279	1 356 187
32159070	Ink of a kind suitable for use with duplicating machines of heading 8472	3 576	31 907	22 388	199 521
32159090	Ink, whether or not concentrated or solid, other than HS 32151110-32159070	611 374	2 251 373	8 087 336	31 834 333
33011200	Essential oils of orange	74 062	386 518	1 154 407	5 542 936
33011300	Essential oils of lemon	4 683	28 631	149 285	838 131
33011900	Essential oils of citrus fruit, other than of orange & lemon	33 204	139 911	1 076 566	4 134 101
33012400	Essential oils of peppermint (Mentha piperita)	46 102	302 962	805 018	4 219 674
33012500	Essential oils of other mints, other than peppermint (Mentha piperita)	10 919	54 819	206 820	1 103 249
33012920	Essential oils of sandalwood	8	373	18 242	31 902
33012930	Essential oils of citronella	2	2	98	98
33012940	Essential oils of nutmeg	2	2	195	195
33012950	Essential oils of cloves	100	100	5 476	5 476
33012970	Essential oils of lemon grass, cinnamon, ginger, cardamom or fennel	73	73	12 937	12 937
33012990	Essential oils other than HS 33011200-33012970	840 173	2 809 879	11 369 208	38 723 165
33013000	Resinoids	3 723	22 261	283 594	871 067
33019010	Aqueous distillates & aqueous solutions of essential oils suitable for medicinal use	0	767	0	183 576
33019020	Extract oleoresins	51 464	51 464	960 078	960 078
33019090	Concentrates of essential oils in fats, in fixed oils, in waxes or the like, obtained by enfleurage or maceration, terpenic by-products of the deterpenation of essential oils	187 549	825 754	3 865 220	13 625 532
33021010	Odoriferous alcoholic preparations of a kind used in the manufacture of alcoholic beverages, in liquid form	1	123	98	10 093
33021020	Odoriferous alcoholic preparations of a kind used in the manufacture of alcoholic beverages, in other forms	0	136	0	1 896
33021030	Other of a kind used in the food or drink industries not containing alcohol	575 987	575 987	9 534 325	9 534 325
33021090	Odoriferous alcoholic preparations of a kind used in the food or drink industries, other than HS 33021010-33021020	302 062	3 103 382	5 589 707	48 514 952
33029000	Odoriferous substances and mixtures, used as raw materials in industries other than the food or drink industries	1 714 905	6 452 109	29 440 686	114 000 714
33030000	Perfumes and toilet waters	273 257	947 722	12 353 507	41 957 204
33041000	Lip makeup preparations	96 663	364 208	1 933 544	8 843 605
33042000	Eye makeup preparations	109 700	513 123	2 399 758	13 379 646
33043000	Manicure and pedicure preparations	85 834	299 645	359 488	1 426 968
33049100	Beauty or make up preparations, powders, whether or not compressed	69 799	398 709	925 314	5 024 692
33049920	Antiacne preparations	5 167	11 392	79 987	222 544
33049930	Face or skin creams and lotions other than antiacne preparations	1 273 695	3 686 145	10 714 307	35 742 721
33049990	Beauty/make up preparat, for the care of the skin (incl sunscreen or sun tan preparations), ot HS 33041000-33049930	421 154	1 619 181	8 060 788	30 238 495
33051010	Shampoos having antifungal properties	57 497	140 594	389 471	961 657
33051090	Shampoos not having antifugal properties	341 364	956 510	1 517 104	5 252 298
33052000	Preparations for permanent waving or straightening	137 827	485 060	558 223	2 165 510
33053000	Hair lacquers	157	3 986	8 823	73 207
33059000	Preparations for use on the hair, other than shampoos, preparations for permanent waving or straightening and hair	1 018 698	3 455 876	4 304 100	17 065 901
33061010	Dentifrices in powders forms and pastes for dental prophylaxis	88 009	661 351	418 641	2 661 416
33061090	Dentifrices, other than in powders forms and pastes for dental prophylaxis	37 847	140 078	286 609	1 126 035
33062000	Yarn used to clean between the teeth (dental floss)	6 741	15 939	62 661	170 022
33069000	Prep for oral/dental hygiene, incl denture fixative pastes and powders,in individual retail packages,other than dentifrices	76 630	889 576	476 157	3 587 262
33071000	Preshave, shaving or aftershave preparations	7 472	40 426	287 807	598 856
33072000	Personal deodorants and antiperspirants	34 181	327 074	424 798	2 828 361

https://www.bps.go.id

I.3. IMPOR MENURUT KOMODITI / IMPORT BY HS COMMODITY
***** APRIL/*APRIL 2022* *****

H S	Uraian Komoditi/*Commodity Description*	Berat bersih/*Net weight* (Kg)		Nilai/*Value CIF* (US$)	
		Bulan ini *Current month*	Kumulatif *Cum. Jan. to date*	Bulan ini *Current month*	Kumulatif *Cum. Jan. to date*
33073000	Perfumed bath salts and other bath preparations	276 450	423 884	522 345	1 041 107
33074110	Agarbatti and other odoriferous prep which operate by burning, Scented powders of a kind used during religious rites	44 861	116 213	33 829	133 429
33074190	Agarbatti and other odoriferous prep which operate by burning, other than scented powders of a kind used during religious rites	41 023	381 624	115 816	1 044 852
33074910	Room perfuming preparations, whether or not having disinfectant properties	10 462	50 927	383 293	1 282 618
33074990	Deodorising rooms, other than room perfuming preparations, whether or not having disinfectant properties	33 842	130 372	442 635	1 601 221
33079010	Animal toilet preparations	65 988	221 019	232 488	591 175
33079030	Papers and tissues, impregnated or coated with perfume or cosmetics	203 007	315 558	869 964	1 556 868
33079040	Perfumery or cosmetics, including depilatories, other than HS 33071000-33079030	1 327	20 319	17 672	118 968
33079050	Contact lens or artificial eye solutions	151 417	518 498	491 819	1 779 186
33079090	Perfumery, cosmetic or toilet preparations, other than HS 33071000-33079050	528	16 174	4 081	68 113
34011140	Medicated soap including disinfectant soap	21 436	100 608	56 771	239 731
34011150	Soap for toilet use including bath soap other than medicated soap	332 512	1 637 872	1 412 858	6 066 191
34011169	Soap and organic surface-active products and preparations for toilet use, of felt or nonwovens, impregnated, coated or covered with soap or detergent other than nonwovens in packings for retail	37	1 148	2 289	6 025
34011190	Soap and organic surface-active products & preparations in the form of bars, cakes, moulded pieces or shapes, and paper, for toilet use, other than HS 34011161 & HS 34011170	11 555	238 270	97 873	1 178 547
34011910	Soap and organic surface-active products and preparations other than for toilet use, of felt or nonwovens, impregnated, coated or covered with soap or detergent	1 867	3 580	10 706	21 461
34011920	Soap and organic surface-active products and preparations other than for toilet use, of paper, impregnated, coated or covered with soap or detergent	4	4	18	18
34011990	Soap and organic surface-active products and preparations in the form of bars, cakes, moulded pieces or shapes, and paper, other than for toilet use, other than HS 34011910-34011920	54 019	233 394	7 498	93 548
34012020	Soap chips	205 625	385 932	461 562	799 502
34012091	Soap in other forms of a kind used for flotation deinking of recycled paper, other than soap chips	814	2 142	5 317	15 815
34012099	Soap in other forms, other than soap chips and soap of a kind used for flotation deinking of recycled paper	441 178	1 542 087	1 186 968	3 713 153
34013000	Organic surfaceactive products&prep for washing the skin,in the form of liquid/cream&put up for retail, contain soap/not	1 035 743	2 630 730	3 160 988	9 354 779
34023110	Sulphonated alkylbenzenes	532 834	2 710 155	932 444	4 821 734
34023190	Linear alkylbenzene sulphonic acids and their salts other than Sulphonated alkylbenzenes	465 366	465 366	955 458	955 458
34023910	Sulphated fatty alcohols	663 146	2 404 325	851 618	3 379 052
34023990	Other linear alkylbenzene sulphonic acids and their salts other than sulphated fatty alcohols	936 107	13 128 660	2 444 758	20 088 505
34024100	Cationic	599 961	2 942 150	1 708 059	7 664 249
34024210	Hydroxyl-terminated polybutadiene	273 019	1 353 280	1 018 361	4 732 890
34024290	Non ionic other than Hydroxyl-terminated polybutadiene	2 669 734	12 372 112	7 875 402	33 935 715
34024910	Other than cationic and non-ionic suitable for use in fire-extinguishing preparations	292	74 177	4 207	226 660
34024990	Other than cationic and non-ionic not suitable for use in fire-extinguishing preparations	1 526 939	6 352 197	2 414 100	9 777 646
34025011	Surface-active preparations put up for retail sale in liquid form	36 241	296 353	120 479	944 769
34025012	Anionic washing preparations or cleaning preparations, including bleaching, cleansing or degreasing preparations put up for retail sale in liquid form	66 250	66 250	280 015	280 015
34025019	Preparations put up for retail sale o.t surface-active preparations and anionic washing preparations or cleaning preparations, including bleaching, cleansing or degreasing preparations in liquid	95 011	260 378	263 524	1 030 872

https://www.bps.go.id

I.3. IMPOR MENURUT KOMODITI / IMPORT BY HS COMMODITY
***** APRIL/*APRIL 2022* *****

H S	Uraian Komoditi/*Commodity Description*	Berat bersih/*Net weight* (Kg)		Nilai/*Value CIF* (US$)	
		Bulan ini *Current month*	Kumulatif *Cum. Jan. to date*	Bulan ini *Current month*	Kumulatif *Cum. Jan. to date*
34025091	Surface-active preparations put up for retail sale in other than liquid form	26 247	49 125	74 416	129 458
34025092	Anionic washing preparations or cleaning preparations, including bleaching, cleansing or degreasing preparations put up for retail sale in other than liquid form	68 348	68 348	209 560	209 560
34025099	Preparations put up for retail sale o.t surface-active preparations & anionic washing preparations or cleaning preparations, includ bleaching, cleansing or degreasing preparations in o.t liquid form	19 967	1 519 541	143 035	1 356 082
34029011	Anionic wetting agents in liquid form	306 748	1 362 686	861 716	3 472 799
34029012	Anionic washing or cleaning preparations, including bleaching, cleansing or degreasing preparations in liquid form	169 759	564 327	413 147	1 401 588
34029013	Washing/cleaning preparations, including bleaching, cleansing/degreasing prep in liquid form other than anionic prep	706 764	836 234	589 499	1 197 038
34029014	Anionic surface active preparations in liquid form other than anionic wetting agents and washing preparations	417 067	2 109 917	1 191 121	5 525 007
34029019	Surf active prep, wash prep incl aux wash&clean prep,cont soap/not,in liq form, oth than HS3401, 34029011-34029014, retail	664 330	2 534 777	1 934 501	7 345 467
34029091	Anionic wetting agents not in liquid form	291 105	1 396 479	1 256 540	5 299 026
34029092	Anionic washing or cleaning reparations,including bleaching,cleansing or degreasing preparations not in liquid form	37 035	220 441	100 153	647 565
34029093	Washing/cleaning preparations, including bleaching, cleansing/degreasing prep not in liquid form other than anionic	1 195	6 737	3 273	33 156
34029094	Anionic surface active preparations not in liquid form other than anionic wetting agents and washing preparations	3 091	36 406	16 537	111 177
34029099	Surface active prep,wash prep incl aux wash&clean prep,cont soap/not,not in liq form,oth than of 3401,HS 34029091-34029094	680 521	2 783 379	2 197 363	8 686 873
34031111	Liquid lubricating oil prep, for treatm of textile,or oth material, containing petroleum oil/oil from bituminous mineral	18 736	240 429	97 989	738 343
34031119	Prep for treatm of textile/oth material,in liquid form,contain petrol oil/oil from bituminous mineral, other than lubricating	111 344	277 108	288 877	990 588
34031190	Prep for treatm of textile/oth material, contain petrol oil/oil from bituminous mineral, other than in liquid form	455 194	1 688 236	1 099 214	3 733 421
34031911	Lubricating preparations for aircraft engines,contain petroleum oil/oil from bituminous mineral, in liquid form	42 750	141 436	392 657	1 351 231
34031912	Lubricating prep cont. petroleum oil, not for treatment textile material/leather/furskins cont. silicone oil in liquid	1 653	5 241	14 941	54 028
34031919	Lubricate prep cont petrol oil not for treatment textile/leather/furskin/aircraft engine not cont silicone oil in liquid	233 930	936 612	917 131	3 572 260
34031990	Lubricating preparation containing petroleum oil not for treatment textile material/leather/furskins, not in liquid form	316 676	1 431 295	1 812 883	7 458 001
34039111	Lubricating preparation contain silicone oil-for treatment of textile/leather/furskins, not contain petrol,in liquid form	72 582	201 672	218 624	684 938
34039119	Lubricating prep for treatment of textile/leather/furskins, not contain petrol, in liquid form, other than contain silicone oil	216 497	1 143 921	613 420	3 510 258
34039190	Lubricating prep for treatment of textile/leather/furskins, not contain petrol, other than in liquid form	687 506	2 827 517	1 821 807	7 718 799
34039911	Lubricating preparations for aircraft engines, not contain petroleum oil/oil from bituminous mineral, in liquid form	20 799	88 015	78 599	660 970
34039912	Lubricating prep contain silicone oil not for treatment of textile/leather/furskins,not contain petrol,in liquid form	18 002	80 739	62 937	249 025
34039919	Lubricating prep not cont petrol,not for treatment of textile/leather/furskins/aircraft,not cont silicone oil,in liquid	257 316	1 080 951	1 273 233	5 323 040
34039990	Lubricating preparations,not containing petroleum oil,not for treatment of textile/leather/furskins, not in liquid form	634 044	2 880 251	4 241 047	16 677 650
34042000	Waxes, artificial and prepared, of poly(oxyethylene) (polyethylene glycol)	421 411	1 871 114	902 506	3 833 124
34049010	Waxes, artificial and prepared, of lignite chemically modified, other than poly (oxyethylene) (polyethylene glycol)	23 000	219 272	119 405	808 598
34049090	Artificial waxes & prepared waxes, other than HS 34042000-34049010	1 819 322	8 297 882	5 278 831	21 417 071
34051000	Polishes, creams and similar preparations for footwear or leather	266	3 353	3 115	22 315

https://www.bps.go.id

I.3. IMPOR MENURUT KOMODITI / IMPORT BY HS COMMODITY
***** APRIL/*APRIL 2022* *****

H S	Uraian Komoditi/*Commodity Description*	Berat bersih/*Net weight* (Kg)		Nilai/*Value CIF* (US$)	
		Bulan ini *Current month*	Kumulatif *Cum. Jan. to date*	Bulan ini *Current month*	Kumulatif *Cum. Jan. to date*
34052000	Polishes, creams and similar preparations for the maintenance of wooden furniture, floors or other woodwork	7 203	13 889	34 619	109 016
34053000	Polishes and similar preparations for coachwork, other than metal polishes	25 425	210 471	234 206	1 070 827
34054000	Scouring pastes and powders and other scouring preparations	11 801	35 016	53 897	133 141
34059010	Metal polishes	39 665	135 619	194 930	505 280
34059090	Polishes & creams, scouring pastes & powders & similar preparations, excluding waxes of HS 3404,oth HS 34051000-34059010	29 480	149 054	198 552	770 323
34060000	Candles, tapers and the like	143 488	632 343	566 799	2 268 274
34070010	Modelling pastes, including those put up for children's amusement	62 672	296 484	101 155	766 301
34070020	Prep known as dental wax/dental impression compounds,in set, for retail/in plate, horseshoe shapes, stick/similar forms	144	572	7 612	28 367
34070030	Preparations for use in dentistry, with a basis of plaster (of calcined gypsum or calcium sulphate)	2 111	15 706	184 987	731 000
35011000	Casein	517 335	1 127 858	5 587 163	11 704 889
35019010	Caseinates and other casein derivatives	372 080	2 077 380	4 832 680	25 569 355
35019020	Casein glues	0	144	0	391
35021100	Albumins, egg albumin, dried	8 000	46 550	99 200	524 020
35021900	Albumins, egg albumin, not dried	0	51 201	0	83 993
35022000	Milk albumin, including concentrates of two or more whey proteins	128 861	423 732	1 308 369	4 949 401
35029000	Albumins, albuminates and other albumin derivatives, other than egg or milk albumin	38	1 072	3 910	45 530
35030041	Gelatin and gelatin derivatives in powder form with a bloating level of A250 or B230 or higher on the Bloom scale	185 005	734 805	1 572 020	5 666 302
35030049	Gelatin and gelatin derivatives oth in powder form with a bloating level of A250 or B230 or higher on the Bloom scale	264 892	1 127 750	2 111 150	9 254 936
35030050	Isinglass excluding casein glues of heading 3501	8	5 008	168	24 100
35030061	Fish glues	0	36	0	752
35030069	Other glues of animal origin other than fish glues	19 003	19 126	33 350	35 896
35040000	Peptones and their deriv, oth protein substances and their deriv,not specified or included, hide powder,chromed or not.	921 533	4 899 192	4 012 720	20 659 142
35051010	Dextrins, soluble or roasted starches	1 583 100	5 806 845	1 644 641	6 287 875
35051090	Dextrins, other than soluble or roasted starches	14 368 363	66 577 865	13 100 146	61 035 075
35052000	Glues, based on starches, or on dextrins or other modified starches	697 841	3 179 028	2 441 438	9 734 383
35061000	Products suitable for use as glues or adhesives, put up for retail sale as glues or adhesives, net weight ≤ 1 kg	729 842	2 291 338	3 018 810	10 821 923
35069110	Optically clear free-film adhesives and optically clear curable liquid adhesives of a kind used solely or principally for the manufacture of flat panel displays or touch-sensitive screen panels	282 737	282 737	816 769	816 769
35069190	Optically clear free-film adhesives and optically clear curable liquid adhesives not of a kind used solely or principally for the manufacture of flat panel displays or touch-sensitive screen panels	2 479 840	12 130 763	8 022 997	37 836 780
35069900	Glues and other adhesives, prepared, n.e.c. in heading no. 3506, not exceeding a net weight of 1kg	787 093	5 352 344	3 656 553	15 869 066
35071000	Rennet and concentrates thereof	0	540	0	201
35079000	Enzymes, other than rennet & concentrates thereof	626 512	2 539 599	5 488 118	21 899 814
36010000	Propellent powders	0	48 014	0	900 395
36020000	Prepared explosives, other than propellent powders	56 253	125 792	1 399 901	2 578 306
36031000	Safety fuses	21	21	225	225
36032000	Detonating cords	5 419	5 419	207 085	207 085
36033000	Percussion caps	36 410	36 410	346 331	346 331
36034000	Detonating caps	5 729	5 729	203 808	203 808
36035000	Igniters	0	137 975	0	5 709 405
36036000	Electric detonators	56 402	56 402	4 490 437	4 490 437
36041000	Fireworks	2 239 853	5 114 954	3 651 393	7 549 969
36061000	Liquid/liquefied-gas fuels in containers, used for filling/refilling cigarette/similar lighters&of a capacity ≤ 300 cm3	0	25 595	0	123 905
36069020	Lighter flints	3 170	15 481	75 899	354 859
36069090	Ferro-cerium and other pyrophoric alloys in all forms, article of combustible material, other than HS 36069010 - 36069090	440	3 053	2 266	11 468

https://www.bps.go.id

I.3. IMPOR MENURUT KOMODITI / IMPORT BY HS COMMODITY
*** APRIL/*APRIL 2022* ***

H S	Uraian Komoditi/*Commodity Description*	Berat bersih/*Net weight* (Kg)		Nilai/*Value CIF* (US$)	
		Bulan ini *Current month*	Kumulatif *Cum. Jan. to date*	Bulan ini *Current month*	Kumulatif *Cum. Jan. to date*
37011000	Photographic plates and film, for X-ray, in the flat, sensitised, unexposed, of any material oth paper, paperboard/textiles	7 413	45 978	308 041	1 385 973
37012000	Instant print film	7 532	19 389	343 847	817 185
37013000	Photographic plates and film in the flat, sensitised, unexposed, with any side exceeding 225mm, other than for X-ray and instant print film	458 573	1 726 553	2 368 148	9 629 024
37019110	Photographic plates for colour photography (polychrome) of a kind suitable for use in the printing industry	4 596	27 185	16 900	69 814
37019190	Photographic plates for colour photography (polychrome) not suitable for use in the printing industry	105	590	1 423	35 534
37019910	Photographic plates and film in the flat, oth colour photography, of a kind suitable for use in the printing industry	48 266	187 813	220 157	846 922
37019990	Photographic plates and film in the flat, oth colour photography, not suitable for use in the printing industry	18 870	65 465	84 916	334 568
37021000	Photographic film for X-rays, in rolls, sensitised and unexposed (other than of paper, paperboard or textiles)	662	1 273	25 952	67 753
37023100	Photographic film in rolls without perforations, of a width not exceeding 105 mm, for colour photography (polychrome)	6	2 400	267	8 175
37023200	Photographic film in rolls without perforations, of a width not exceeding 105 mm, with silver halide emulsion	202	798	12 461	58 947
37023900	Photographic film in rolls without perforations, of a width not exceeding 105 mm, other than HS 37023100 & HS 37023200	450	3 598	2 220	59 112
37024290	Photo film in roll without perforat, w>610mm&l>200m, other than color photo, not use in medic,surgical,dental/veterinary, sciences/ in print industry	9 744	15 290	34 411	43 836
37024300	Photo film in roll without perforat, w>610mm&l≤200m, other than color photo,use in medic,surgical,dental/veterinary, sciences/in print industry	20	111	1 680	5 025
37024400	Photo film in roll without perforat, width>105mm but ≤610mm, other than color photo,use in medic,surgical,dental/veterinary,sciences/in print industry	12 738	14 916	454 294	894 399
37025290	Photographic film in rolls, for polychrome, width ≤ 16 mm, not suitable for use in cinematography	0	15	0	380
37025490	Photographic film in rolls, for polychrome,,16 mm < width ≤ 35 mm, of a length ≤ 30 m, other than for slide, use in other than medic,surgical,dent/vet,sci/in print ind	12	2 468	523	174 183
37025690	Photographic film in rolls, for polychrome, width > 35 mm, other than a kind suitable for use in cinematography	0	80	0	3 512
37029690	Photographic film in rolls, width ≤ 35 mm, length ≤ 30 m, not suitable for use in cinematography	0	106	0	6 139
37029890	Photographic film in rolls, width > 35 mm, length < 120 m, not suitable for use in cinematography	527	1 093	9 757	85 304
37031090	Photographic paper, paperboard & textiles,sensitised,unexposed n rolls of a width > 610 mm but exceeding 1,000 mm	592	3 136	18 920	70 808
37032000	Photographic paper, paperboard & textiles,sensitised,unexposed, for colour photography (polychrome)	576	102 815	1 039	502 297
37039000	Photographic paper, paperboard & textiles, (for other than colour photography&in rolls of a width >610mm), sensitised,unexposed	21 171	79 042	203 325	703 034
37040010	X-ray plates or film	2 752	2 752	4 121	4 121
37040090	Photographic plates, film, paper, paperboard & textiles, exposed but not developed, other than X-ray plates or film	1 156	2 142	11 927	15 472
37050090	Photographic plates and film, exposed and developed, other than cinematographic film, other than X-ray and microfilm	8	2 458	1 616	27 244
37061090	Cinematographic film, exposed & developed of a width of 35 mm or more, other than HS 37061010 - 37061040	7	45	1 267	8 765
37071000	Sensitising emulsions	5 263	40 281	46 122	252 580
37079010	Flashlight materials	16 499	20 786	13 060	35 216
37079090	Chemical preparations for photographic uses, other than flashlight materials not sensitising emulsions	142 955	612 093	1 283 518	4 944 572
38011000	Artificial graphite	1 010 166	3 054 944	1 117 336	3 755 620
38012000	Colloidal or semicolloidal graphite	7 404	11 135	17 305	72 727

https://www.bps.go.id

I.3. IMPOR MENURUT KOMODITI / IMPORT BY HS COMMODITY
*** APRIL/*APRIL 2022* ***

H S	Uraian Komoditi/*Commodity Description*	Berat bersih/*Net weight* (Kg)		Nilai/*Value CIF* (US$)	
		Bulan ini *Current month*	Kumulatif *Cum. Jan. to date*	Bulan ini *Current month*	Kumulatif *Cum. Jan. to date*
38013000	Carbonaceous pastes for electrodes and similar pastes for furnace linings	13 762 988	58 821 716	12 810 190	52 849 430
38019000	Preparations based on graphite/other carbon, blocks, plates/oth semi-manufactures, other than HS 38011000-38013000	346 744	466 261	361 056	1 190 721
38021010	Activated carbon based on coconut shell charcoal	210 799	210 799	607 107	607 107
38021090	Activated carbon based on other than coconut shell charcoal	736 892	4 205 923	2 313 951	11 279 800
38029010	Activated bauxite	72 001	92 001	30 537	63 681
38029020	Activated clays or activated earths	6 288 251	23 930 325	2 801 421	8 688 959
38029090	Animal black, including spent animal black, other than activated bauxite, activated clays or activated earths	4 645 217	10 542 410	1 669 268	4 555 113
38030000	Tall oil, whether or not refined.	19 430	51 543	39 140	121 160
38040010	Concentrated sulphite lye	176 000	446 458	84 248	371 866
38040020	Calcium lignin sulphonates (Ca2LS) binder used for firebrick production	0	98 250	0	68 760
38040090	Resid lyes from the manufact of wood pulp,Oth than concentrate sulphite lye and Calcium lignin sulphonat binder	567 416	2 227 474	556 023	2 113 332
38051000	Gum, wood or sulphate turpentine oils	50	32 786	184	89 442
38059000	Other terpenic oils, other treatment of coniferous woods, crude dipentene, sulphite turpentine and other crude para-cymene, pine oil containing alpha-terpineol as the main constituent	98 925	435 592	557 857	1 707 877
38061000	Rosin and resin acids	74 355	227 630	282 061	815 864
38062000	Salts of rosin, of resin acids or of derivatives of rosin or resin acids, other than salts of rosin adducts	0	775	0	13 524
38063010	Ester gums in blocks	0	33 000	0	81 690
38063090	Ester gums other than in blocks	107 128	481 072	319 999	1 645 685
38069090	Rosin spirit and rosin oils, other than HS 38061000-38069010, rum gums other than in blokcks	196 760	881 790	582 933	2 854 211
38070000	Wood tar, wood tar oils, wood creosote, wood naphtha, vegetable pitch, brewers' pitch and similar preparations based on rosin, resin acids or on vegetable pitch	51	473	1 661	93 802
38085290	DDT, in packing w≤300 g, other than wood preservatives, being preparations oth than surface coatings, cont insecticid/fungicid and fungicides and insecticides in aerosol containers	105 490	196 026	757 452	1 007 637
38085919	Insecticides, other than in aerosol containers	440	40 140	243 464	575 424
38085929	Fungicides, other than in aerosol containers	0	58 157	0	705 350
38085939	Herbicides, other than in aerosol containers	0	115 797	0	718 178
38085940	Herbicides, Antisprouting products	640	1 139	8 041	17 477
38085950	Herbicides, Plantgrowth regulators	0	62	0	845
38085960	Herbicides, Disinfectants	46 318	148 008	143 034	577 605
38085991	Wood preservatives, being preparations other than surface coating, containing insecticide/fungicide, in packing >300gr	0	5 930	0	27 300
38085999	DDT (ISO) (clofenotane), in packings of a net weight content more than 300 g, other than wood preservative	0	1	0	46
38086190	Good specifd in Subhead Note 2 to this Chapt,in packing of a net weight ≤ 300 g, other than HS 38086110 - 38086150	0	16	0	24
38086220	Mosquito repellent coils, in packings of a net weight content > 300 g but not exceeding 7.5 kg	6	6	47	47
38086230	Mosquito repellent mats, in packings of a net weight content > 300 g but not exceeding 7.5 kg	0	23	0	454
38086250	Liquid form, in packings of a net weight content > 300 g but not exceeding 7.5 kg	0	50	0	11 540
38086990	Moulding into mosquito coils other than powder, in packings of a net weight content >7.5kg	11 467	119 015	187 599	2 759 100
38089120	Insecticides, powder for moulding into mosquito coil	200 490	1 288 956	4 821 651	12 243 946
38089130	Insecticides, in aerosol containers	10 802	21 143	46 312	95 234
38089140	Insecticides, mosquito repellent coils	0	1	0	3
38089150	Insecticides, mosquito repellent mats	8	8	224	224
38089191	Insecticides, having deodorising function	19	19	189	189
38089199	Insecticides, other than HS 38089110-38089191	923 889	5 449 956	10 877 583	70 901 450
38089211	Fungicides, in aerosol containers, with a validamycin content not exceeding 3 % by net weight	202 460	210 460	629 380	710 580
38089219	Fungicides, in aerosol containers, with a validamycin content exceeding 3 % by net weight	193 484	670 426	2 735 405	7 811 434

https://www.bps.go.id

I.3. IMPOR MENURUT KOMODITI / IMPORT BY HS COMMODITY
***** APRIL/*APRIL 2022* *****

H S	Uraian Komoditi/*Commodity Description*	Berat bersih/*Net weight* (Kg)		Nilai/*Value CIF* (US$)	
		Bulan ini *Current month*	Kumulatif *Cum. Jan. to date*	Bulan ini *Current month*	Kumulatif *Cum. Jan. to date*
38089290	Fungicides, other than in aerosol containers	1 622 113	8 397 296	13 906 312	54 141 416
38089311	Herbicides, in aerosol containers	9 240	41 616	76 230	258 328
38089319	Herbicides, other than in aerosol containers	1 075 372	9 408 520	10 206 940	59 674 986
38089320	Anti-sprouting products	0	83	0	5 149
38089330	Plant-growth regulators	100 850	1 422 119	238 071	3 192 158
38089410	Disinfectants, containing mixtures of coal tar acid and alkalis	5 208	56 345	23 413	181 280
38089420	Disinfectants, other than containing mixtures of coal tar acid and alkalis, in aerosol containers	101	15 856	2 246	68 618
38089490	Disinfectants, other than containing mixtures of coal tar acid and alkalis, other than in aerosol containers	666 238	2 378 792	1 345 159	5 100 726
38089910	Wood preservatives, containing insecticides or fungicides	22 604	76 846	110 675	342 977
38089990	Wood preservatives, other than containing insecticides or fungicides	634 859	2 869 103	3 784 699	12 048 818
38091000	Finishing agents, dye carriers to accelerate dyeing or fixing of dye-stuffs with basis of amylaceous substances	10 631	26 931	62 722	97 434
38099110	Finishing agents, dye carriers to accelerate dyeing or fixing of dye-stuffs with other than amylaceous substances, of a kind used on the textile or like industries, softening agents	126 036	559 177	406 680	1 861 014
38099190	Finishing agents, dye carriers to accelerate dyeing or fixing of dye-stuffs with other than amylaceous substances, of a kind used on the textile or like industries, other than softening agents	1 085 291	5 401 684	3 667 298	16 266 103
38099200	Finishing agents, dye carriers to accelerate dyeing or fixing of dye-stuffs with other than amylaceous substances, of a kind used in the paper or like industries	2 365 872	8 845 879	3 872 735	16 011 110
38099300	Finishing agents, dye carriers to accelerate dyeing or fixing of dye-stuffs with other than amylaceous substances, of a kind used in the leather or like industries	258 613	1 319 651	1 047 474	5 074 638
38101000	Pickling preparations for metal surfaces; soldering,brazing/welding powders and pastes consisting of metal and other materials	594 262	2 034 627	2 816 257	10 837 184
38109000	Fluxes&oth auxiliary preparation, for soldering, brazing/welding, or prep use as cores/coat for welding electrodes/rods	1 291 453	3 995 434	2 493 068	9 671 396
38111100	Anti-knock preparations, based on lead compounds	0	7 136	0	63 996
38111900	Anti-knock preparations, other than those based on lead compounds	16 079	105 678	125 419	725 757
38112110	Lubricating oil additives, containing petroleum oils or oils obtained from bituminous minerals, put up for retail sale	17 205	41 340	91 340	228 552
38112190	Lubricating oil additives, containing petroleum oils or oils obtained from bituminous minerals, not for retail sale	6 169 685	23 263 099	21 854 735	80 162 720
38112900	Lubricating oil additives, not containing petroleum oils or oils obtained from bituminous minerals	122 089	614 290	836 346	4 055 722
38119010	Oxidation and gum inhibitors, viscosity improvers, anti-corrosive preparation, rust preventatives or corrosion inhibitor	309 320	1 113 179	826 461	3 580 311
38119090	Oxidation&gum inhibitor, viscosity improver, anti-corrosive prep, oth prep additive mineral oil/liquid, n.e.c. in heading 3811	735 471	2 713 735	2 859 999	10 610 379
38121000	Rubber accelerators, prepared	2 785 714	9 816 024	9 416 690	34 458 513
38122000	Plasticisers, compound, for rubber or plastics	2 093 004	6 709 524	3 322 237	10 007 557
38123100	Anti-oxidise prepar and other compound stabiliser;for rubber/plastic, mix of oligomer of 2,2,4-trimethyl-1,2-dihydroquinoline	801 582	2 926 300	2 659 677	9 695 012
38123900	Anti-oxidising preparations and other compound stabilisers, for rubber or plastics, other than 3812.31.00	2 237 443	10 372 262	8 159 630	33 649 402
38130000	Fire-extinguishers, preparations and charges and charged fire-extinguishing grenades	337 164	2 038 328	491 123	3 270 235
38140000	Organic composite solvents and thinners, not elsewhere specified or included, prepared paint or varnish removers.	1 730 560	7 571 294	4 082 608	17 084 710
38151100	Catalyst,support; reaction initiator/accelerator&catalytic prep, with nickel/nickel compound as the active substance	237 199	980 466	4 084 599	17 212 540
38151200	Catalyst,support; reaction initiator/accelerator&catalytic prep, with precious metal or compounds as the active substance	108 096	471 294	7 514 176	35 100 973
38151900	The supported catalysts, other than HS 38151100 - 38151200	2 626 588	3 649 590	11 177 343	20 271 390
38159000	Reaction initiators, reaction accelerators and catalytic preparations, unsupported, n.e.c. or included	6 525 200	30 776 187	32 436 782	143 682 773

https://www.bps.go.id

I.3. IMPOR MENURUT KOMODITI / IMPORT BY HS COMMODITY
*** APRIL/*APRIL 2022* ***

H S	Uraian Komoditi/*Commodity Description*	Berat bersih/*Net weight* (Kg)		Nilai/*Value CIF* (US$)	
		Bulan ini *Current month*	Kumulatif *Cum. Jan. to date*	Bulan ini *Current month*	Kumulatif *Cum. Jan. to date*
38160010	Refractory cements, other than products of heading no. 3801	3 136 593	14 865 349	2 708 543	12 236 802
38160020	Dolomite ramming mix, other than products of heading no. 3801	22 000	608 800	28 779	151 079
38160090	Mortars, concretes & similar compositions, other than products of heading 3801.	20 093 039	120 555 126	15 475 515	86 864 841
38170000	Mixed alkylbenzenes & mixed alkylnaphthalenes, other than those of heading 2707 or 2902.	1 590 020	12 893 855	2 888 272	21 942 033
38180000	Chemical elementsDopedFor use in electronics, in Discs Form, wafer/similarForm, chemical Compound Doped For use in electronic	3 428	102 140	1 551 567	7 044 046
38190000	Hydraulic brake fluid&oth prep liquid hydraulic transmission nor contain ≤70% weight petrol oil/obtain bitumin mineral	319 308	929 972	1 134 698	3 354 892
38200000	Anti-freezing preparations and prepared de-icing fluids.	260 601	1 390 067	591 879	3 454 189
38210010	Prepared culture media for the development of microorganisms	14 311	260 915	491 499	4 324 772
38210090	Prepared culture media for the development of plant, human or animal cells	592 314	1 253 651	851 171	5 335 071
38221100	Diagnostic/laboratory reagents on a backing, prepared diagnostic/laboratory reagents whether/not on a backing, whether/not put up in the form of kits, For malaria	255	260	5 361	5 542
38221200	Diagnostic/laboratory reagents on a backing, prepared diagnostic/laboratory reagents whether/not on a backing, whether/not put up in the form of kits, For Zika& oth disease by the genus Aedes	4	4	1 143	1 143
38221300	Diagnostic/laboratory reagents on a backing, prepared diagnostic/laboratory reagents whether/not on a backing, whether/not put up in the form of kits, For blood-grouping	4 572	13 213	496 762	1 356 107
38221900	Diagnostic/laboratory reagents on a backing, prepared diagnostic/laboratory reagents whether/not on a backing, whether/not put up in the form of kits, For other than malaria, zka and blood-grouping	19 667	19 667	1 914 667	1 914 667
38229010	Other than those of heading 3006, certified reference materials, Sterilisation indicator strips and tapes	10 253	65 378	1 664 135	3 824 866
38229090	Other than those of heading 3006, certified reference materials, other than Sterilisation indicator strips and tapes	634 476	2 853 844	17 286 794	123 760 344
38231100	Industrial monocarboxylic fatty acids, stearic acid	252 537	1 425 609	437 059	2 346 233
38231200	Industrial monocarboxylic fatty acids, oleic acid	159 059	396 660	224 176	622 788
38231300	Industrial monocarboxylic fatty acids, tall oil fatty acids	77 476	323 262	242 007	722 593
38231919	Industrial monocarboxylic fatty acids, acid oils from refining, other than coconut acid oil	4 384	30 086	14 441	104 900
38231920	Industrial monocarboxylic fatty acids, other than acid oils from refining, palm fatty acid distillate	0	28 800	0	59 900
38231990	Industrial monocarboxylic fatty acids, other than acid oils from refining, other than palm fatty acid distillate and palm kernel fatty acid distillate	878 449	4 104 233	1 702 695	8 160 977
38237010	Industrial fatty alcohols, in the form of wax	2 133	4 535	21 968	43 138
38237090	Industrial fatty alcohols other than in the form of wax	1 543 078	9 630 728	4 579 142	25 295 143
38241000	Prepared binders for foundry moulds or cores	844 437	3 795 940	3 215 914	8 750 590
38243000	Non-agglomerated metal carbides mixed together or with metallic binders	64 268	112 793	142 204	361 323
38244000	Prepared additives for cements, mortars or concretes	3 839 896	14 861 993	4 859 985	18 285 292
38245000	Non-refractory mortars and concretes	1 024 121	1 634 951	782 082	1 123 344
38246000	Sorbitol other than that of subheading 290544	530 803	3 151 769	346 586	1 987 625
38248100	Goods specified in Subheading Note 3 to this Chapter, containing oxirane (ethylene oxide)	8 882	62 075	65 297	341 908
38248200	Goods specified in Subheading Note 3 to this Chapter, containing polychlorinated biphenyls (PCBs), polychlorinated terphenyls (PCTs) or polybrominated biphenyls (PBBs)	13	13	651	651
38248300	Goods specified in Subheading Note 3 to this Chapter, containing tris(2,3-dibromopropyl) phosphate	0	26 460	0	47 548
38248400	Goods Subhead Note3 this Chap, contain aldrin,camphechlor,chlordane/decone,DDT, dieldrin,endosulfan,endrin,heptachlor/mirex	1	792	37	12 013
38248500	Goods specified in Subhead Note 3, contain 1,2,3,4,5,6-hexachlorocyclohexane (HCH (ISO)), incl lindane (ISO, INN)	59 806	308 116	207 333	967 272

https://www.bps.go.id

I.3. IMPOR MENURUT KOMODITI / IMPORT BY HS COMMODITY
***** APRIL/*APRIL 2022* *****

H S	Uraian Komoditi/*Commodity Description*	Berat bersih/*Net weight* (Kg)		Nilai/*Value CIF* (US$)	
		Bulan ini *Current month*	Kumulatif *Cum. Jan. to date*	Bulan ini *Current month*	Kumulatif *Cum. Jan. to date*
38248700	Goods specified in Subhead Note 3, contain perfluorooctane sulphonic acid, its salts, sulphonamides/sulphonyl fluoride	420	1 065	3 335	22 962
38249100	Mixtures and preparations consisting mainly of methyl methyl methylphosphonate and bis methylphosphonate	1 840	6 439	22 462	95 999
38249910	Ink removers, stencil correctors, other correcting fluids & correction tapes(other than head 9612), packings for retail sale	484 457	2 038 750	1 630 700	7 177 825
38249930	Copying pastes with a basis of gelatin, whether presented in bulk/ ready for use (i.e: on a paper or textile backing)	58 630	522 729	344 338	2 463 655
38249940	Chemical products & preparations of the chemical or allied industries, composite inorganic solvents	935 378	3 837 108	4 851 342	16 790 304
38249950	Chemical products & preparations of the chemical or allied industries, acetone oil	22 676	71 659	365 147	1 408 968
38249960	Chemical products &preparations of the chemical or allied industries, chemical preparations contain monosodium glutamate	94 980	320 113	279 614	899 822
38249970	Chemical product&prep of the chemical/allied industries, other chemical prep, of used in the manufacture of foodstuff	2 302 344	8 694 245	8 297 714	32 074 858
38249991	Chemical products &preparations of chemical/allied industries, naphthenic acids,their water insoluble salts&their esters	1 016 444	4 120 291	3 779 440	15 469 039
38249999	Prepared binders for foundry moulds/cores;chemical product&prep of chemical/allied industry; other than HS 38241000-38249991	20 507 166	131 773 757	19 241 480	94 911 332
38253010	Clinical waste: syringes, needles, cannulae and the like	2	2	159	159
38253090	Clinical waste: other than syringes, needles, cannulae and the like	0	1	0	1
38255000	Wastes of metal pickling liquors, hydraulic fluids, brake fluids and anti-freeze fluids	396	396	1 526	1 526
38259000	Residual products of the chemical/allied industries, not elsewhere specified/included, other than HS 38251000 - 38256900	0	3	0	497
38260090	Biodiesel and mixtures thereof, containing <70 % by weight of petroleum oils or oils obtained from bituminous minerals.	0	14 400	0	42 336
38271110	Mixtures containing halogenated derivatives, containing CFCs, HCFCs, PFCs, Transformer&circuit breaker oils, contain by weight < 70 % of petroleum oils or of oils obtained from bituminous minerals	0	32 331	0	55 763
38271190	Mixtures containing halogenated derivatives, containing CFCs, HCFCs, PFCs, oth than Transformer&ircuit breaker oils, contain by weight < 70 % of petroleum oils/oils obtained from bituminous minerals	23 164	31 289	106 620	279 143
38271200	Mixtures containing halogenated derivatives, containing HBFCs	11	1 750	648	275 918
38272000	Mixtures containing halogenated derivatives, containing bromochlorodifluoromethane (Halon-1211), bromotrifluoromethane (Halon-1301) or dibromotetrafluoroethanes (Halon-2402)	0	45	0	6 075
38273910	Mixtures containing halogenated derivatives, has HCFCs, has/not PFCs or HFCs,not have CFCs, containing oth than substances of subheadings 290341-290348&290371-290375, Transformer&circuit breaker oils	0	122 240	0	474 169
38273990	Mixtures containing halogenated derivatives, has HCFCs, has/not PFCs or HFCs,not have CFCs, Containing o.t substances of subhead 290341-290348&290371-290375, oth than transformer&circuit breaker oils	0	198 353	0	1 047 098
38276110	Mixtures containing halogenated derivatives, containing mixture of HFC-125, HFC-143a and HFC-134a (HFC-404a)	34 740	34 740	185 722	185 722
38276120	Mixtures containing halogenated derivatives, containing mixture of HFC-125 and HFC-143a (HFC-507a)	6 215	6 215	33 229	33 229
38276190	Mixtures containing halogenated derivatives, containing ≥15% by mass of HFC-143a, oth than mixture of HFC-125, HFC-143a and HFC-134a (HFC-404a) & mixture of HFC-125&HFC-143a (HFC-507a)	1 090	1 090	5 536	5 536
38276310	Mixtures containing halogenated derivatives, containing 40% or more by mass of pentafluoroethane (HFC-125):mixture of HFC-32 and HFC-125 (HFC-410a)	44 350	570 586	158 931	2 636 595
38276390	Mixtures containing halogenated derivatives, containing 40% or more by mass of pentafluoroethane (HFC-125): oth than mixture of HFC-32 and HFC-125 (HFC-410a)	280	280	1 700	1 700

https://www.bps.go.id

I.3. IMPOR MENURUT KOMODITI / IMPORT BY HS COMMODITY
*** APRIL/*APRIL 2022* ***

H S	Uraian Komoditi/*Commodity Description*	Berat bersih/*Net weight* (Kg)		Nilai/*Value CIF* (US$)	
		Bulan ini *Current month*	Kumulatif *Cum. Jan. to date*	Bulan ini *Current month*	Kumulatif *Cum. Jan. to date*
38276400	Mixtures containing halogenated derivatives, containing ≥30% by mass of 1,1,1,2-tetrafluoroethane (HFC-134a) but not containing unsaturated fluorinated derivatives of acyclic hydrocarbons (HFOs)	52 407	52 407	238 798	238 798
38276900	Mixtures containing CFCs, whether or not containing HCFCs, PFCs or HFCs, containing HBFCs, containing carbon tetrachloride, containing methyl chloroform, other than HS 38276110-38276800	64 735	64 735	340 185	340 185
38279000	Mixtures containing halogenated derivatives of methane, ethane or propane, not elsewhere specified or included, other than HS 38271110-38276900	274 873	1 053 366	1 079 521	4 336 032
39011012	Ethylene polymers,polyethylene w/ specific gravity of < 0.94,in liquid/paste form, Polyethylene containing 5 % or less alpha-olefin monomers)	532 636	2 777 592	914 814	4 512 993
39011019	Ethylene polymers,polyethylene w/ specific gravity of < 0.94,in liquid/paste form, oth than Polyethylene containing 5 % or less alpha-olefin monomers)	237 395	1 232 209	581 373	2 941 114
39011092	Ethylene polymers,polyethylene w/ specific gravity of < 0.94,in oth than liquid/paste form, Polyethylene containing 5 % or less alpha-olefin monomers)	15 360 090	73 646 602	21 810 109	101 435 475
39011099	Ethylene polymers,polyethylene w/ specific gravity of < 0.94,in oth than liquid/paste form, oth than Polyethylene containing 5 % or less alpha-olefin monomers)	18 331 969	93 227 572	32 938 113	161 489 687
39012000	Ethylene polymers, in primary forms, polyethylene having a specific gravity of > 0.94	29 066 961	137 152 923	42 851 249	187 734 301
39013000	Ethylene polymers, in primary forms, ethylene-vinyl acetate copolymers	6 210 606	28 008 177	20 284 225	90 549 064
39014000	Ethylene polymers, in primary forms, ethylene-alpha-olefin copolymers, having a specific gravity of < 0.94	10 813 753	44 167 826	17 984 584	71 090 732
39019040	Ethylene polymers, in primary forms, other than 3901.10 - 3901.40, in dispersion	36 003	459 913	95 130	1 420 651
39019090	Ethylene polymers, in primary forms, other than 3901.10 - 3901.40, other than in dispersion	10 209 384	41 407 979	19 433 083	80 206 427
39021030	Polypropylene in primary forms, in dispersion	98 520	344 449	125 263	371 918
39021040	Polypropylene in primary forms, granules, pellets, beads, flakes, chips and similar forms	70 019 775	292 883 995	100 987 805	402 488 086
39021090	Polypropylene in primary forms, other than in dispersion, granules, pellets, beads, flakes, chips and similar forms	7 662 650	39 506 449	12 983 460	63 680 858
39022000	Polyisobutylene, in primary forms	278 296	942 679	865 576	2 709 843
39023030	Propylene copolymers, in the form of liquids or pastes	981	56 389	56 520	529 181
39023090	Propylene copolymers, other than in the form of liquids or pastes	31 561 867	147 243 663	49 685 694	224 388 537
39029010	Propylene, oth olefin polymers, oth HS 39021000 - 39023000, chlorinated polypropylene suitable in printing ink formulation	295 543	1 125 691	758 689	3 214 327
39029090	Propylene,oth olefin polymers,oth HS 39021000-39023000,oth than chlorinated polypropylene suitable in printing ink formulation	659 447	3 506 262	2 075 127	10 474 023
39031110	Polystyrene, expansible, in the form of granules	1 988 255	9 175 103	3 545 673	16 675 200
39031190	Polystyrene, expansible, in the form of other than granules	807 185	3 659 417	2 527 878	10 848 479
39031910	Polystyrene, other than expansible, in dispersion	122 000	482 627	442 660	1 468 105
39031920	Polystyrene, other than expansible, in granules, pellets, beads, flakes, chips and similar forms	2 026 405	13 228 539	3 810 245	23 241 908
39031990	Polystyrene, other than expansible, other than in dispersion, granules, pellets, beads, flakes, chips and similar forms	2 506 335	8 933 498	4 234 984	14 432 349
39032040	Styrene-acrylonitrile (SAN) copolymers, in aqueous dispersion	10	17 710	97	25 408
39032050	Styrene-acrylonitrile (SAN) copolymers, in non-aqueous dispersion	61	385	24 448	97 160
39032090	Styrene-acrylonitrile (SAN) copolymers, other than in aqueous and non-aqueous dispersion	1 809 700	7 990 217	3 576 565	15 142 796
39033060	Acrylonitrile-butadiene-styrene (ABS) copolymers, in the form of granules	1 479 221	6 741 328	3 258 414	14 937 180
39033090	Acrylonitrile-butadiene-styrene (ABS) copolymers, oth than in aqueous and non-aqueous dispersionin, and the form of granules	7 522 328	24 210 166	15 973 475	53 572 891

https://www.bps.go.id

I.3. IMPOR MENURUT KOMODITI / IMPORT BY HS COMMODITY
*** APRIL/*APRIL 2022* ***

H S	Uraian Komoditi/*Commodity Description*	Berat bersih/*Net weight* (Kg)		Nilai/*Value CIF* (US$)	
		Bulan ini *Current month*	Kumulatif *Cum. Jan. to date*	Bulan ini *Current month*	Kumulatif *Cum. Jan. to date*
39039030	Polymers of styrene, in primary forms, oth than polystrene, SAN, ABS, in dispersion	414 310	1 228 150	759 416	2 454 925
39039091	Polymers of styrene, in primary forms, oth than polystrene, SAN, ABS, other than in dispersion, impact resistant polymers of styrene, having notched izod impact at 23 oC less than 80 J/m	246 640	1 479 620	489 774	2 646 631
39039099	Polymers of styrene, in primary forms, oth than polystrene, SAN, ABS, other than in dispersion, oth than impact resistant polymers of styrene, having notched izod impact at 23 oC less than 80 J/m	1 061 728	4 207 417	2 496 876	11 433 159
39041010	Poly(vinyl chloride), not mixed with any other substances, homopolymers, suspension type	1 296 939	7 294 028	1 319 146	9 382 750
39041091	Poly(vinyl chloride), not mixed with any other substances, oth thn homopolymers suspension type, in the form of granules	59 569	255 981	86 616	453 968
39041092	Poly(vinyl chloride), not mixed with any other substances, oth thn homopolymers suspension type, in the form of powder	1 141 900	4 615 684	1 708 024	7 058 003
39041099	Poly(vinyl chloride),not mixed with any oth substances,oth homopolymers suspension type,other than in the granules/powder form	1 580 471	6 143 947	2 384 595	9 797 770
39042110	Other poly(vinyl chloride), non-plasticised, in primary forms, in the form of granules	0	31 157	0	60 707
39042120	Other poly(vinyl chloride), non-plasticised, in primary forms, in the form of powder	29 891	54 343	28 336	72 372
39042190	Other poly(vinyl chloride), non-plasticised, in primary forms, in the form of other than granules and powder	816 034	2 020 770	1 552 830	3 823 704
39042210	Other poly(vinyl chloride), plasticised, in primary forms, in dispersion	213	2 644	1 237	7 249
39042220	Other poly(vinyl chloride), plasticised, in primary forms, in the form of granules	1 060 303	3 642 253	5 395 281	19 504 130
39042230	Other poly(vinyl chloride), plasticised, in primary forms, in the form of powder	65 600	351 532	46 340	296 590
39042290	Other poly(vinyl chloride), plasticised, in primary forms, in the form of other than granules and powder	1 239 363	3 225 151	2 361 110	6 329 260
39043010	Vinyl chloride-vinyl acetate copolymers, in primary forms, in the form of granules	13 200	91 700	67 992	341 700
39043020	Vinyl chloride-vinyl acetate copolymers, in primary forms, in the form of powder	113 300	604 325	283 170	1 731 192
39043090	Vinyl chloride-vinyl acetate copolymers, in primary forms, other in the form of granules/powder	205 125	591 742	474 305	1 405 187
39044010	Other vinyl chloride copolymers, in primary forms, n.e.c. in heading 3904, in the form of granules	91 660	313 073	358 798	1 130 580
39044020	Other vinyl chloride copolymers, in primary forms, n.e.c. in heading 3904, in the form of powder	11 500	87 217	40 373	371 482
39044090	Other vinyl chloride copolymers, in primary forms, n.e.c. in heading 3904, in the form of other than granules and powder	98 970	267 630	350 546	942 539
39045050	Vinylidene chloride polymers,in primary forms, in the form of granules	240 650	541 500	472 120	1 044 735
39045060	Vinylidene chloride polymers, in primary forms, in the form of powder	2	42	29	13 443
39045090	Vinylidene chloride polymers, in primary forms, other in the form of dispersion/granules/powder	2 000	236 118	4 237	488 016
39046110	Fluoro-polymers, polytetrafluoroethylene, in primary forms, in the form of granules	332	963	3 109	9 726
39046120	Fluoro-polymers, polytetrafluoroethylene, in primary forms, in the form of powder	2 247	8 726	17 675	133 072
39046190	Fluoro-polymers,polytetrafluoroethylene, in primary forms, other than in form of granules/powder	22 980	50 079	325 119	1 042 746
39046930	Fluoro-polymers, other than polytetrafluoroethylene, in primary forms, in dispersion	150	23 970	4 617	617 520
39046940	Fluoro-polymers, other than polytetrafluoroethylene, in primary forms, in the form of granules	539 700	2 157 102	2 170 522	8 124 600
39046950	Fluoro-polymers, other than polytetrafluoroethylene, in primary forms, in the form of powder	3 000	3 257	67 976	69 972

https://www.bps.go.id

I.3. IMPOR MENURUT KOMODITI / IMPORT BY HS COMMODITY
***** APRIL/*APRIL 2022* *****

H S	Uraian Komoditi/*Commodity Description*	Berat bersih/*Net weight* (Kg)		Nilai/*Value CIF* (US$)	
		Bulan ini *Current month*	Kumulatif *Cum. Jan. to date*	Bulan ini *Current month*	Kumulatif *Cum. Jan. to date*
39046990	Fluoro-polymers, other than polytetrafluoroethylene, in primary forms, in the form other than dispersion, granules, and powder	26 421	110 076	804 389	3 554 345
39049040	Vinyl chloride, other halogenated olefin polymers, n.e.c. in heading no. 3904, in the form of granules	0	37 545	0	112 123
39049090	Vinyl chloride, oth halogenated olefin polymers, n.e.c. in heading no. 3904, other thn in form of dispersion/granules/powder	7 201	20 451	41 134	123 904
39051200	Poly(vinyl acetate), in aqueous dispersion, in primary forms	20 900	80 470	56 012	204 283
39051910	Poly(vinyl acetate), other than in aqueous dispersion, in primary forms, in the form of liquids or pastes	4 200	15 816	15 330	60 262
39051990	Poly(vinyl acetate), other than in aqueous dispersion, in primary forms, other than in the form of liquids or pastes	19 707	255 882	121 541	612 519
39052100	Vinyl acetate copolymers, in aqueous dispersion, in primary forms	2 241 438	8 476 542	3 637 002	13 542 434
39052900	Vinyl acetate copolymers, other than in aqueous dispersion, in primary forms	238 940	1 160 383	659 308	3 122 178
39053010	Poly(vinyl alcohol), whether or not containing unhydrolysed acetate groups, in dispersion	420	41 351	2 520	197 440
39053090	Poly(vinyl alcohol), whether or not containing unhydrolysed acetate groups, other than in dispersion	1 322 330	6 338 073	5 900 179	23 981 393
39059110	Other vinyl polymers in primary forms, copolymers, in dispersion	18 820	211 570	104 156	910 200
39059190	Other vinyl polymers in primary forms, copolymers, other than in dispersion	69 659	233 953	455 127	1 641 228
39059910	Other vinyl polymers in primary forms, other than copolymers, in aqueos dispersion	1 125	1 885	9 746	31 867
39059920	Other vinyl polymers in primary forms, other than copolymers, in non-aqueos dispersion	0	3 000	0	36 150
39059990	Other vinyl polymers in primary forms, other than copolymers, other than in aqueos and non-aqueos dispersion	248 970	805 031	1 559 262	6 298 302
39061010	Acrylic polymers, poly(methyl methacrylate), in primary forms, in dispersion	1	54 943	6	206 335
39061090	Acrylic polymers, poly(methyl methacrylate), in primary forms, other than in dispersion	1 154 658	4 660 365	3 190 327	13 297 338
39069020	Acrylic polymers, other than poly(methyl methacrylate), in primary forms, in dispersion	762 333	4 527 114	1 605 661	9 900 527
39069092	Acrylic polymers, other than poly(methyl methacrylate), in primary forms,other than in dispersion, sodium polyacrylate	2 294 667	10 898 414	3 959 098	17 788 037
39069099	Acrylic polymers, other than poly(methyl methacrylate), in primary forms,other than in dispersion, other than sodium polyacrylate	5 851 508	28 924 868	14 640 711	70 203 075
39071000	Polyacetals, in primary forms	810 445	4 241 783	2 532 103	11 639 055
39072100	Other polyethers, in primary forms, bis(poyoxyethylene) methylphosphonate	172 262	172 262	450 147	450 147
39072910	Other polyethers, in primary forms, other than bis(poyoxyethylene) methylphosphonate, polytetramethylene ether glycol	1 468 693	4 182 816	3 258 956	10 674 148
39072990	Other polyethers, in primary forms, other than bis(poyoxyethylene) methylphosphonate, other than polytetramethylene ether glycol	13 469 912	65 359 254	28 463 433	148 583 910
39073020	Epoxide resins, in primary forms, of a kind used for coating, in powder form	262 742	1 003 292	1 054 418	4 582 936
39073030	Epoxide resins, in primary forms, in the form of liquids or pastes	513 391	2 084 705	2 084 600	10 253 240
39073090	Epoxide resins, in primary forms, other than of a kind used for coating in powder form,other than in liquids/pastes form	1 383 069	6 691 102	6 472 450	29 913 865
39074000	Polycarbonates, in primary forms	5 717 162	21 982 380	18 917 112	74 248 717
39075010	Alkyd resins, in primary forms, in the form of liquids or pastes	82 289	661 886	181 298	1 335 342
39075090	Alkyd resins, in primary forms, other than in the form of liquids or pastes	90 102	332 588	211 229	975 427
39076100	Poly(ethylene terephthalate), in primary forms, having a viscosity of 78ml/g or higher	13 078 541	33 669 834	15 816 131	39 193 163
39076910	Poly(ethylene terephthalate), in primary forms, having a viscosity of less than 78ml/g, in the form granules	7 278 482	22 623 998	9 756 753	29 833 131

https://www.bps.go.id

I.3. IMPOR MENURUT KOMODITI / IMPORT BY HS COMMODITY
***** APRIL/*APRIL 2022* *****

H S	Uraian Komoditi/*Commodity Description*	Berat bersih/*Net weight* (Kg)		Nilai/*Value CIF* (US$)	
		Bulan ini *Current month*	Kumulatif *Cum. Jan. to date*	Bulan ini *Current month*	Kumulatif *Cum. Jan. to date*
39076990	Poly(ethylene terephthalate), in primary forms, having a viscosity of less than 78ml/g, other than in the form granules	10 682 092	44 394 202	11 947 028	48 162 070
39077000	Poly(lactic acid), in primary forms	0	5 501	0	27 231
39079120	Polyesters, n.e.c. in heading no. 3907, unsaturated, in primary forms, granules and similar forms	354 300	1 504 564	484 349	1 923 899
39079130	Polyesters, n.e.c. in heading no. 3907, unsaturated, in primary forms, in the form of liquids or pastes	411 743	1 651 925	1 261 367	4 975 923
39079190	Polyesters,n.e.c. in heading no. 3907,unsaturated, in primary forms,oth granules&similar forms,oth in the form of liquids/pastes	364 427	1 660 721	1 943 868	5 665 007
39079940	Polyester, n.e.c. in heading no. 3907, saturated, in primary forms, of a kind used for coating, in powder form	292 480	1 471 901	722 367	3 834 914
39079950	Polyester, n.e.c. in heading no. 3907, saturated, in primary forms, thermoplastic liquid crystal aromatic polyester copolymers	12 975	12 975	47 425	47 425
39079990	Polyesters, n.e.c. in heading no.3907, saturated, in primary forms, other than of a kind used for coating in powder form, thermoplastic liquid crystal aromatic polyester copolymers, and PBS	2 577 522	11 377 768	9 523 388	38 791 099
39081010	Polyamide-6, in primary forms	4 752 028	17 087 396	12 956 799	47 290 139
39081090	Polyamide-11, -12, -6,6, -6,9, -6,10 or -6,12, in primary forms	4 229 556	13 130 872	19 752 510	57 167 191
39089000	Polyamides, other than Polyamide-6, -11, -12, -6,6, -6,9, -6,10 or -6,12, in primary forms	951 947	3 843 422	3 275 310	13 745 590
39091010	Urea resins, thiourea resins, in primary forms, moulding compounds	297 936	1 345 385	641 928	3 061 504
39091090	Urea resins, thiourea resins, in primary forms, other than moulding compounds	582 003	1 918 732	630 178	2 357 306
39092010	Melamine resins, in primary forms, moulding compounds	139 482	649 066	458 964	1 995 362
39092090	Melamine resins, in primary forms, other than moulding compounds	301 379	1 288 246	1 004 100	3 693 228
39093110	Amino resin, poly(methylene phenyl isocyanate) (crude MDI, polymeric MDI), of a kind used for moulding	132 600	132 600	357 199	357 199
39093190	Amino resin, poly(methylene phenyl isocyanate) (crude MDI, polymeric MDI), other than of a kind used for moulding	2 784 164	14 695 141	7 329 557	37 640 588
39093910	Amino resin, other than Poly(methylene phenyl isocyanate) (crude MDI, polymeric MDI)	0	20 204	0	91 550
39093999	Amino resin, other than poly(methylene phenyl isocyanate) (crude MDI, polymeric MDI), other than moulding compounds, other than glyoxal monourein resin	261 724	748 197	938 208	2 350 024
39094010	Phenolic resins, in primary forms, moulding compounds other than phenol formaldehyde	741 820	2 965 394	5 876 123	14 082 488
39094090	Phenolic resins, in primary forms, other than moulding compounds other than phenol formaldehyde	867 171	3 570 207	1 599 311	7 547 191
39095000	Polyurethanes, in primary forms	4 662 967	20 179 759	18 850 353	80 170 697
39100020	Silicones, in primary forms, in dispersion and in solutions	641 283	3 004 855	4 277 140	18 298 460
39100090	Silicones, in primary forms, other than in dispersion and in solutions	1 248 163	5 830 305	9 682 307	45 286 769
39111000	Petroleum resins, coumarone, indene or coumarone-indene resins and polyterpenes, in primary forms	3 309 695	15 697 438	6 509 661	31 099 321
39119000	Polysulphides, polysulphones and oth products spec. in Note 3 this Chapter, not elsewhere specified/included,in primary forms	696 901	3 495 456	3 519 213	16 574 567
39121100	Cellulose acetates, non-plasticised, in primary forms	75 951	167 074	120 693	320 253
39121200	Cellulose acetates, plasticised, in primary forms	22	1 483	2 629	20 417
39122011	Cellulose nitrates (including collodions), in primary forms, non-plasticised, water-based semi-finished nitrocellulose	0	18 270	0	87 340
39122012	Cellulose nitrates (including collodions), in primary forms, non-plasticised, alcohol-damped nitrocellulose	28 300	28 300	77 723	77 723
39122019	Cellulose nitrates (including collodions),in primary forms, non-plasticised,oth water-based semi-finished nitrocellulose and alcohol-damped nitrocellulose	118 640	764 744	351 825	2 211 453
39123100	Cellulose ethers, carboxymethylcellulose and its salts, in primary forms	355 757	1 801 888	1 340 735	7 698 276

https://www.bps.go.id

I.3. IMPOR MENURUT KOMODITI / IMPORT BY HS COMMODITY
***** APRIL/*APRIL 2022* *****

H S	Uraian Komoditi/*Commodity Description*	Berat bersih/*Net weight* (Kg)		Nilai/*Value CIF* (US$)	
		Bulan ini *Current month*	Kumulatif *Cum. Jan. to date*	Bulan ini *Current month*	Kumulatif *Cum. Jan. to date*
39123900	Cellulose ethers, in primary forms, other than carboxymethylcellulose and its salts	452 741	2 247 313	3 250 221	15 995 920
39129020	Cellulose and its chemical derivatives, in primary forms, other than cellulose acetates and cellulose nitrates, in the form of granules	140 156	466 620	986 662	3 150 698
39129090	Cellulose and its chemical derivatives, in primary forms, other than cellulose acetates and cellulose nitrates, other than in the form of granules	361 827	1 727 011	2 333 571	9 428 838
39131000	Alginic acid, its salts and esters, in primary forms	107 606	634 205	994 603	4 190 406
39139010	Hardened proteins, in primary forms	13 771	334 113	65 913	1 642 335
39139020	Chemical derivatives of natural rubber, in primary forms	155 718	378 791	932 710	2 258 750
39139030	Starch-based polymers, in primary forms	285 303	662 364	1 615 063	3 945 660
39139090	Natural polymers & modified natural polymers, in primary forms, other than HS 39131000-39139030	74 652	496 474	1 014 803	3 799 013
39140000	Ion-exchangers based on polymers of heading no. 3901 to 3913, in primary forms	309 490	1 962 278	1 617 555	7 591 433
39151090	Waste, parings & scrap, of polymers of ethylene, other than of non-rigid cellular products	18 209 485	65 874 991	11 213 456	38 800 800
39152010	Waste, parings and scrap, of polymers of styrene, of non-rigid cellular products	0	29 841	0	19 546
39152090	Waste, parings & scrap, of polymers of styrene, other than of non-rigid cellular products	138 739	509 563	58 964	341 810
39153090	Waste, parings & scrap, of polymers of vinyl chloride, other than of non-rigid cellular products	115 078	354 332	17 262	55 318
39159010	Waste, parings & scrap, of poly(ethylene terephthalate)	75 525	75 525	39 381	39 381
39159020	Waste, parings & scrap, of polypropylene	1 389 990	1 389 990	543 360	543 360
39159090	Waste, parings & scrap, of other HS 39159010-39159050	1 263 473	6 718 050	560 904	3 038 577
39161010	Monofilament, whether or not surface-worked but not otherwise worked, of polymers of ethylene	10 256	86 368	29 577	246 569
39161020	Rods, sticks and profile shapes, whether or not surface-worked but not otherwise worked, of polymers of ethylene	42 468	106 240	228 263	725 913
39162010	Monofilament, whether or not surface-worked but not otherwise worked, of polymers of vinyl chloride	8 260	155 226	53 957	438 287
39162020	Rods, sticks & profile shapes, whether or not surface-worked but not otherwise worked, of polymers of vinyl chloride	568 776	2 398 247	1 079 166	4 760 142
39169011	Monofilament of which any cross-sectional dimension exceeds 1 mm, rods, sticks and profile shapes, whether or not surface-worked but not otherwise worked, of polypropylene	14 669	14 669	118 085	118 085
39169012	Monofilament of which any cross-sectional dimension exceeds 1 mm, rods, sticks and profile shapes, whether or not surface-worked but not otherwise worked, of polystyrene	1 022	45 921	3 445	301 392
39169019	Monofilament of which any cross-sectional dimension exceeds 1 mm, rods, sticks and profile shapes, whether or not surface-worked but not otherwise worked, of other than polypropylene and polystyrene	38 302	38 302	209 271	209 271
39169022	Monofilament, rods, sticks and profile shapes, whether or not surface-worked but not otherwise worked, of polyamides	3 587	3 587	17 032	17 032
39169029	Monofilament, rods, sticks and profile shapes, whether/not surface-worked but not otherwise worked, of other condensation/rearrangement polymerisation products	1 453	7 614	10 088	54 844
39169030	Monofilament, rods, sticks and profile shapes, of regenerated cellulose, of cellulose nitrate, cellulose acetate and other cellulose esters, other chemical derivatives of cellulose, plasticised	32	32	3 230	3 230
39169040	Monofilament, rods, sticks and profile shapes, of hardened proteins	6 846	71 195	36 650	349 503
39169050	Monofilament, rods, sticks and profile shapes, of vulcanised fibre	2 942	25 286	17 516	93 577
39169060	Monofilament, rods, sticks and profile shapes, of chemical derivatives of natural rubber	4 187	13 207	13 206	33 265
39169091	Monofilament of which any cross-sectional dimension >1mm, of plastics, other than HS 39161010-39169080	101 910	413 629	680 262	2 406 485
39169092	Rods, sticks & profile shapes, of plastics, other than HS 39161020-39169080	103 751	452 763	414 195	2 074 449

https://www.bps.go.id

I.3. IMPOR MENURUT KOMODITI / IMPORT BY HS COMMODITY
*** APRIL/*APRIL 2022* ***

H S	Uraian Komoditi/*Commodity Description*	Berat bersih/*Net weight* (Kg)		Nilai/*Value CIF* (US$)	
		Bulan ini *Current month*	Kumulatif *Cum. Jan. to date*	Bulan ini *Current month*	Kumulatif *Cum. Jan. to date*
39171010	Artificial guts (sausage casings) of hardened protein	99 994	278 325	3 183 678	8 741 990
39171090	Artificial guts (sausage casings) of cellulosic materials	111 886	732 415	1 535 645	11 452 920
39172100	Tubes, pipes and hoses, rigid, of polymers of ethylene	538 166	1 393 863	917 664	3 478 977
39172200	Tubes, pipes and hoses, rigid, of polymers of propylene	165 180	485 384	612 684	2 012 948
39172300	Tubes, pipes and hoses, rigid, of polymers of vinyl chloride	535 974	1 789 345	1 274 532	4 351 677
39172911	Tubes, pipes and hoses, rigid, further worked than merely surface worked, of other addition polymerisation products	4 440	46 746	54 858	238 049
39172919	Tubes, pipes and hoses, rigid, further worked than merely surface worked, other than HS 39172911-39172912	41 513	137 787	362 538	2 846 959
39172921	Tubes, pipes & hoses, rigid, other than further worked than merely surface worked, of other addition polymerisation products	42	94	303	4 510
39172922	Tubes, pipes and hoses, rigid, other than further worked than merely surface worked, of phenolic resins	19	19	735	735
39172924	Tubes, pipes & hoses, rigid, oth further worked, of cellulose nitrate/acetates & oth chem deriv of cellulose, plasticised, vulc fibre	9	254	4 224	11 330
39172929	Tubes, pipes & hoses, rigid, oth further worked thn merely surface worked, oth HS 39172921-39172925	64 212	194 292	381 170	1 543 343
39173111	Flexible tube, pipe & hose, min burst pressure 27.6Mpa, further worked thn merely surface worked, of addition polymerisation products	3 482	19 090	26 347	148 318
39173112	Flexible tube, pipe & hose, min burst pressure 27.6Mpa, further worked,of amino-resin, phenolic resin, vulcanised fibre, chem deriv of nat rubber	0	9 662	0	75 933
39173119	Flexible tube, pipe & hose, min burst pressure 27.6 Mpa, further worked thn merely surface worked, other than HS 39173111-39173112	156 956	289 435	468 943	1 087 641
39173121	Flexible tubes, pipe & hose, min burst pressure 27.6Mpa, other than further worked thn merely surface worked, add polymerisation prod.	0	4	0	212
39173124	Flexible tubes, pipes & hoses, min burst pressure 27.6Mpa, other further worked thn merely surface worked, of vulcanised fibre	391	393	2 183	2 229
39173125	Flexible tubes, pipes & hoses, min burst pressure 27.6Mpa, other further worked thn merely surface worked, of other condensation or rearrangement polymerisation products	178	516	13 941	36 569
39173129	Flexible tubes, pipe & hose, min burst pressure 27.6 Mpa,oth further worked thn merely surface worked,oth HS 39173121-39173125	43 930	587 260	209 390	3 512 575
39173210	Sausage or ham casings, not reinforced or otherwise combined with other materials, without fittings	18 705	36 899	434 194	694 416
39173220	Thermoplastic hoses for gas stove, not reinforced or otherwise combined with other materials, without fittings	1 785	3 509	62 157	143 403
39173291	Tubes, pipe & hose, other than HS 39173100, without fittings, further worked than merely surface-worked, of addition polymerisation products	4 257	16 946	131 499	543 680
39173292	Tubes, pipe & hose, other than HS 39173100, without fittings, further worked than merely surface-worked, of oth than addition polymerisation products	56 297	256 545	656 597	2 296 750
39173293	Tubes, pipe & hose, other than HS 39173100, without fittings, not further worked than merely surface-worked, of addition polymerisation products	2 405	10 717	68 227	323 527
39173294	Tubes, pipe & hose, other than HS 39173100, without fittings, not further worked than merely surface-worked, of amino-resins or phenolic resins, of chemical derivatives of natural rubber	2	2	72	72
39173295	Tubes, pipe & hose, oth than HS 39173100, without fittings, not further worked than merely surface-worked, of other condensation or rearrangement polymerisation products	15	114	708	4 591
39173299	Tubes, pipe & hose, oth than HS 39173100, without fittings, not further worked than merely surface-worked, other than HS 39173293-39173295	233 901	490 406	984 900	3 188 951
39173310	Tubes, pipe & hose, oth than HS 39173100, with fittings, further worked than merely surface-worked	1 272	10 715	10 879	34 798

https://www.bps.go.id

I.3. IMPOR MENURUT KOMODITI / IMPORT BY HS COMMODITY
***** APRIL/*APRIL 2022* *****

H S	Uraian Komoditi/*Commodity Description*	Berat bersih/*Net weight* (Kg)		Nilai/*Value CIF* (US$)	
		Bulan ini *Current month*	Kumulatif *Cum. Jan. to date*	Bulan ini *Current month*	Kumulatif *Cum. Jan. to date*
39173390	Tubes, pipe & hose, oth than HS 39173100, with fittings, other than further worked than merely surface-worked	67 095	383 819	320 545	1 379 324
39173911	Tubes, pipe & hose, oth than HS 39173100-39173300, further worked than merely surface-worked, of addition polymerisation products, of vulcanised fibre	6 856	54 175	83 927	371 907
39173912	Tubes, pipe & hose, oth than HS 39173100-39173300, further worked than merely surface-worked, of phenolic resins or amino resins, of chemical derivatives of natural rubber	3	241	58	11 064
39173919	Tubes, pipe & hose, oth than HS 39173100-39173300, further worked than merely surface-worked, other than 39173911-39173912	305 689	1 261 865	575 297	2 780 013
39173991	Tubes, pipe & hose, oth than HS 39173100-39173300, other than further worked than merely surface-worked, of addition polymerisation products, of vulcanised fibre	1	8 211	13	68 227
39173992	Tubes, pipe & hose, oth than HS 39173100-39173300, other than further worked than merely surface-worked, of phenolic resins or amino resins, of chemical derivatives of natural rubber	0	4 213	0	14 439
39173993	Tubes, pipe & hose, oth than HS 39173100-39173300, other than further worked than merely surface-worked, of other condensation or rearrangement polymerisation products	7 421	39 182	39 956	216 523
39173994	Tubes, pipe & hose,oth than HS 39173100-39173300, oth than further worked than merely surface-worked, of cellulose nitrate, cellulose acetates and other chemical derivatives of cellulose, plasticised	0	47	0	482
39173999	Tubes, pipe & hose, oth than HS 39173100-39173300, other than further worked than merely surface-worked, other than 39173991-39173994	950 457	3 226 072	3 333 935	10 640 693
39174000	Fittings (e.g. joints, elbows, flanges), of plastics	648 856	2 587 043	3 788 580	15 773 736
39181011	Floor coverings, of polymers of vinyl chloride, whether or not self-adhesive, in the form of tiles	838 095	6 075 893	963 441	7 071 348
39181019	Floor coverings, of polymers of vinyl chloride, whether or not self-adhesive, in rolls	2 892 338	9 000 298	3 045 565	9 785 032
39181090	Floor coverings, of polymers of vinyl chloride, whether or not self-adhesive, in other than the form of tiles and rolls	3 380 729	12 501 354	3 266 284	13 209 114
39189011	Floor coverings, of polyethylene, whether or not self-adhesive, in the form of tiles	8 692	71 428	25 689	121 583
39189013	Floor coverings, of polyethylene, whether or not self-adhesive, in the form of other than tiles	14 094	28 905	57 512	142 951
39189019	Floor coverings, of other plastics other than HS 39189011-39189016	78 609	503 194	152 994	812 180
39189091	Wall or ceiling coverings of plastic, of polyethylene	355 314	1 104 888	824 553	2 501 027
39189092	Wall or ceiling coverings of plastic, of chemical derivatives of natural rubber	0	373	0	1 876
39189099	Wall or ceiling coverings of plastic, of vulcanised fibre	572 392	1 678 222	986 523	4 617 728
39191010	Self-adhesive plates, sheets, film, foil, tape, strip and other flat shapes, of polymers of vinyl chloride, in rolls of a width ≤ 20 cm	283 636	888 281	1 717 553	5 499 629
39191020	Self-adhesive plates, sheets, film, foil, tape, strip and other flat shapes, of polyethylene, in rolls of a width ≤ 20 cm	252 193	877 998	1 556 527	5 404 770
39191091	Self-adhesive plates, sheets, film, foil, tape, strip and other flat shapes, of hardened protein or chemical derivatives of natural rubber, in rolls of a width ≤ 20 cm	17 675	46 625	227 364	882 082
39191092	Self-adhesive plates, sheets, film, foil, tape, strip and other flat shapes, of addition polymerisation products, in rolls of a width ≤ 20 cm	6 325	27 052	89 598	439 938
39191099	Self-adhesive plates, sheets, film, foil, tape, strip and other flat shapes, in rolls of a width ≤ 20 cm, other than HS 39191091-39191092	1 012 200	4 242 017	7 911 533	30 309 074
39199010	Self-adhesive plates, sheets, film, foil, tape, strip and other flat shapes, of polymers of vinyl chloride, in rolls of a width > 20 cm	727 957	2 480 392	2 052 661	7 769 520
39199020	Self-adhesive plates, sheets, film, foil, tape, strip and other flat shapes, of hardened protein, in rolls of a width > 20 cm	1 314	43 302	16 867	230 993

https://www.bps.go.id

I.3. IMPOR MENURUT KOMODITI / IMPORT BY HS COMMODITY
***** APRIL/*APRIL 2022* *****

H S	Uraian Komoditi/*Commodity Description*	Berat bersih/*Net weight* (Kg)		Nilai/*Value CIF* (US$)	
		Bulan ini *Current month*	Kumulatif *Cum. Jan. to date*	Bulan ini *Current month*	Kumulatif *Cum. Jan. to date*
39199091	Self-adhesive plates, sheets, film, foil, tape, strip and other flat shapes, of chemical derivatives of natural rubber, in rolls of a width > 20 cm	22 003	117 554	262 332	1 175 859
39199092	Self-adhesive plates, sheets, film, foil, tape, strip and other flat shapes, of addition polymerisation products, in rolls of a width > 20 cm	132 434	466 369	440 163	1 612 130
39199099	Self-adhesive plates, sheets, film, foil, tape, strip and other flat shapes, in rolls of a width > 20 cm, other than HS 39199091-39199092	7 041 335	27 135 263	22 720 774	92 527 621
39201011	Plates and sheets, of polymers of ethylene, non- cellular and not reinforced, laminated, supported or similarly combined with other materials, rigid	192 023	340 626	585 489	1 599 031
39201019	Plates and sheets, of polymers of ethylene, non- cellular and not reinforced, laminated, supported or similarly combined with other materials, other than rigid	1 339 703	6 931 347	3 480 042	17 147 634
39201090	Film, foil and strip, of polymers of ethylene	4 092 278	14 531 146	10 028 901	38 096 376
39202010	Plastics, biaxially oriented polypropylene film,of polymers propylene, non-cellular & not reinforced	4 380 805	17 665 767	8 737 640	34 950 151
39202091	Plastics, plate & sheet, other than biaxially oriented polypropylene film,of polymers propylene, non-cellular & not reinforced	349 856	1 739 690	1 019 978	4 702 846
39202099	Plastics, film,foil&strip, other than biaxially oriented polypropylene film,of polymer propylene, non-cellular & not reinforced	1 395 409	6 491 307	3 840 476	16 902 676
39203020	Plastics, of polymers of styrene, acrylonitrile butadiene styrene (ABS) sheets used in the manufacture of refrigerators	127	3 662	2 778	20 688
39203091	Plastics, plate&sheets of polymer styrene, acrylonitrile butadiene styrene sheet used manufacture of refrigerators,rigid	292 884	1 573 235	735 006	4 019 403
39203092	Plastics, plate&sheets of polymer styrene, acrylonitrile butadiene styrene sheet used manufacture of refrigerator, other than rigid	2 704	35 676	53 476	318 748
39203099	Plastics, film,foil&strip of polymer styrene, acrylonitrile butadiene styrene sheet used manufactur refrigerator	161 164	615 258	694 284	2 543 117
39204310	Plastics, plates & sheets, of polymers of vinyl chloride, containing by weight not less than 6% of plasticisers	485 532	1 569 195	1 234 404	4 062 390
39204390	Plastics, film,foil&strip, of polymers of vinyl chloride, containing by weight not less than 6% of plasticisers	1 187 491	3 380 705	2 467 615	7 700 499
39204900	Plastics, of polymers of vinyl chloride, containing by weight more than 6% of plasticisers	2 968 514	9 724 670	6 214 041	21 139 703
39205111	Plastics, plates & sheets of acrylic polymers, of polymethyl methacrylate, rigid	17 060	105 937	60 937	366 708
39205119	Plastics, plates & sheets of acrylic polymers, of polymethyl methacrylate, other than rigid	2 577	73 968	101 249	439 037
39205190	Plastics, film, foil and strip, of acrylic polymers, of polymethyl methacrylate	100 210	199 538	50 147	366 403
39205911	Plastics, plates & sheets of acrylic polymers (excluding polymethyl methacrylate), rigid	255	2 100	5 748	25 421
39205919	Plastics, plates & sheets of acrylic polymers (excluding polymethyl methacrylate), other than rigid	198	5 573	2 414	76 641
39205990	Plastics, film, foil and strip of acrylic polymers (excluding polymethyl methacrylate)	386	18 947	7 013	134 346
39206110	Plastics, plates&sheets, of polycarbonates, non-cellular&not reinforced,laminate,support/combined with other materials	149 970	379 153	1 247 532	3 984 105
39206190	Plastics, film,foil and strip, of polycarbonates, non-cellular&not reinforced,laminate,support/combine with oth materials	61 312	723 830	376 190	29 731 531
39206210	Plastics,plate&sheet,of poly(ethylene terephthalate), non-cellular&not reinforce,laminate,support/combine oth material	2 112 647	8 006 168	3 228 864	12 574 235
39206291	Plastics,of poly(ethylene terephthalate), solar protection film	103 960	103 960	252 715	252 715
39206299	Plastics,of poly(ethylene terephthalate), other than solar protection film	3 236 955	15 792 423	6 941 312	36 724 573
39206310	Plastics,plate&sheet,of unsaturated polyesters, non-cellular&not reinforce,laminate,support/combine oth material	0	7 271	0	19 843

https://www.bps.go.id

I.3. IMPOR MENURUT KOMODITI / IMPORT BY HS COMMODITY
*** APRIL/*APRIL 2022* ***

H S	Uraian Komoditi/*Commodity Description*	Berat bersih/*Net weight* (Kg)		Nilai/*Value CIF* (US$)	
		Bulan ini *Current month*	Kumulatif *Cum. Jan. to date*	Bulan ini *Current month*	Kumulatif *Cum. Jan. to date*
39206390	Plastics, film, foil&strip, of unsaturated polyesters,non-cellular & not reinforce,laminate,support/combine oth material	56 613	730 575	100 456	995 149
39206910	Plastics,plates & sheets,of other polyesters,non-cellular & not reinforced,laminated,supported/combined oth material	48 227	230 024	277 618	1 388 195
39206990	Plastics, film,foil & strip,of other polyesters,non-cellular & not reinforced,laminated,supported/combined oth material	381 670	1 363 299	2 158 341	8 205 140
39207110	Plastics, plates, sheets, film, foil and strip (not self-adhesive), of regenerated cellulose, cellophane film	199 484	690 425	1 304 385	4 754 505
39207191	Plastics, plates, sheets, film, foil and strip (not self-adhesive), of regenerated cellulose, printed sheets	638	6 005	17 165	182 640
39207199	Plastics, plates, sheets, film, foil and strip (not self-adhesive), of regenerated cellulose, other than printed sheets	142	22 352	504	32 611
39207300	Plastics, plates, sheets, film, foil and strip (not self-adhesive), of cellulose acetate	4 064	53 896	27 554	373 906
39207920	Plastics, plates, sheets, film, foil and strip (not self-adhesive), of vulcanised fibre	0	106	0	666
39207991	Plastics, plates&sheets other than nitrocellulose(gun cotton) & vulcanised fibre,laminated,supported/combined oth material	19 931	19 931	84 852	84 852
39207999	Plastics, film,foil&strip other than nitrocellulose(gun cotton) & vulcanised fibre,laminated,supported/combined oth material	4 233	18 429	17 947	92 649
39209110	Plastics, film of a kind used in safety glass,thickness >0.38mm but≤ 0.76mm, & of a width ≤2 m, of poly(vinyl butyral)	231 794	858 472	1 303 075	4 855 544
39209191	Plastics, plate&sheet,film unused in safety glass, thickness >0.38mm but ≤ 0.76mm, & width ≤2 m, of poly(vinyl butyral)	4 440	13 204	4 974	30 004
39209199	Plastics, foil&strip, film unused in safety glass, thickness >0.38mm but ≤ 0.76mm, & width≤2 m, of poly(vinyl butyral)	88 941	240 994	551 777	1 317 756
39209210	Plastics,plates,sheets,film,foil&strip,of polyamide-6,non-cellular&not reinforce,laminate,support/combine oth materials	686 153	2 947 930	2 598 086	11 478 145
39209291	Plastics,plates&sheets, other than of polyamide-6,non-cellular & not reinforced, laminated,support/combine oth materials	1 478	18 358	14 426	107 031
39209299	Plastics, film,foil&strip,other than of polyamide-6,non-cellular&not reinforced, laminated,support/combine oth materials	20 394	78 423	216 340	917 193
39209310	Plastics, plates & sheets, of amino-resins, non-cellular & not reinforced, laminated,support/combine oth materials	3	19 038	71	46 394
39209390	Plastics, film,foil & strip, of amino-resins, non-cellular & not reinforced, laminated,support/combine oth materials	0	20 213	0	44 450
39209410	Plastics,plates,sheets,films,foil & strip,of phenol formaldehyde sheets,laminated,supported/combined with oth material	15 031	39 569	72 560	296 967
39209491	Plastics, plates&sheets, other than phenol formaldehyde sheets,laminated,supported/combined with oth material	145 814	474 618	311 660	867 018
39209499	Plastics, film,foil & strip, other than phenol formaldehyde sheets,laminated,supported/combined with oth material	30 529	193 260	86 791	411 712
39209910	Plastic;plate,sheet,film,foil &strip,of plastic n.e.c. heading 3920,of hardened protein;chemical derivative natural rubber	3 989	39 115	35 145	344 305
39209921	Plastics, plates & sheets, of plastics n.e.c. in heading 3920, of addition polymerisation products	136 758	756 178	363 611	1 775 160
39209929	Plastics, film, foil & strip, of plastics n.e.c. in heading 3920, of addition polymerisation products	4 886	36 715	49 401	164 703
39209931	Plastics, plates & sheets, of plastics n.e.c. in heading 3920, of condensation or rearrangement polymerisation products	16 707	20 949	77 979	181 044
39209939	Plastics, film, foil & strip, of plastics n.e.c. in heading 3920, of condensation or rearrangement polymerisation products	3 754	31 277	52 009	255 585
39209990	Plastics, of plastics n.e.c. in heading 3920, laminated, supported/combine oth material, other than HS 39201011-39209939	633 168	3 131 921	3 313 501	14 194 521
39211121	Other plates, sheets, film, foil and strip, of plastics, Cellular, of polymers of styrene :Rigid : of condensation or rearrangement polymerisation products, plates and sheets	230	230	2 895	2 895
39211129	Other plates, sheets, film, foil and strip, of plastics, Cellular, Of polymers of styrene :Rigid : of condensation or rearrangement polymerisation products, plates and sheets	14 101	51 204	63 402	321 235

https://www.bps.go.id

I.3. IMPOR MENURUT KOMODITI / IMPORT BY HS COMMODITY
***** APRIL/*APRIL 2022* *****

H S	Uraian Komoditi/*Commodity Description*	Berat bersih/*Net weight* (Kg)		Nilai/*Value CIF* (US$)	
		Bulan ini *Current month*	Kumulatif *Cum. Jan. to date*	Bulan ini *Current month*	Kumulatif *Cum. Jan. to date*
39211191	Plastics, plates & sheets, of polymers of styrene, cellular, not rigid	47 606	205 786	294 538	1 381 515
39211192	Plastics, film, of polymers of styrene, cellular, not rigid	14 681	37 367	44 852	111 875
39211199	Plastics, foil and strip, of polymers of styrene, cellular, not rigid	138 023	629 165	519 324	2 054 087
39211200	Plastics, plates, sheets, film, foil and strip, of polymers of vinyl chloride, cellular	4 527 874	20 296 990	7 067 027	32 212 552
39211311	Plastics, plates & sheets, of polyurethanes: of styrene, cellular, rigid	10 872	10 872	139 453	139 453
39211319	Plastics, plates & sheets, of polyurethanes: of styrene, cellular, not rigid	17 177	104 357	401 128	1 315 489
39211391	Plastics, plates & sheets, of polyurethanes, cellular, not rigid	436 458	1 925 585	2 681 006	11 831 454
39211392	Plastics, film, of polyurethanes, cellular, not rigid	1 407	53 310	16 341	368 421
39211399	Plastics, foil and strip, of polyurethanes, cellular, not rigid	288 201	1 660 393	2 990 707	14 558 883
39211421	Plastics, plates & sheets, of regenerated cellulose: of styrene, cellular, rigid	7	7	67	67
39211429	Plastics, plates & sheets, of regenerated cellulose: of styrene, cellular, not rigid	0	2	0	425
39211491	Plastics, plates & sheets, of regenerated cellulose, cellular, not rigid	1 519	1 652	2 876	3 119
39211492	Plastics, film, of regenerated cellulose, cellular, not rigid	0	731	0	5 316
39211499	Plastics, foil and strip, of regenerated cellulose, cellular, not rigid	1 202	2 600	7 408	19 463
39211911	Other plates, sheets, film, foil and strip, of plastics, cellular : of other plastics : plates and sheets of addition polymerisation products, other of polypropylene	2 125	2 125	47 471	47 471
39211912	Other plates, sheets, film, foil and strip, of plastics, Cellular , of other plastics, plates and sheets of addition polymerisation products , other of polyethylene	54 805	547 247	278 365	4 387 986
39211919	Other plates, sheets, film, foil and strip, of plastics, cellular , of other plastics, plates and sheets of addition polymerisation products , other than other	41 645	41 645	272 194	272 194
39211939	Plates and sheets of condensation or rearrangement polymerisation products of other than polycarbonates	121	121	1 739	1 739
39211940	Plates and sheets of cellulose or its chemical derivatives, or of vulcanised fibre	4	4	42	42
39211950	Plates and sheets of hardened proteins, or of chemical derivatives of natural rubber	2 234	2 234	16 670	16 670
39211961	Film and foil, of nitrocellulose (gun-cotton)	7	7	107	107
39211969	Film and foil, other than of nitrocellulose (gun-cotton) and hardened proteins, of chemical derivatives of natural rubber	4 325	61 422	161 572	445 011
39211999	Strip, other than of nitrocellulose (gun-cotton) and hardened proteins, of chemical derivatives of natural rubber	492 504	1 963 743	2 200 772	9 807 423
39219010	Plastics, plates, sheets, film, foil and strip, other than cellular, of vulcanised fibre	71 568	420 038	398 450	2 359 416
39219020	Plastics, plates, sheets, film, foil and strip, other than cellular, of hardened proteins	403 427	2 473 482	1 075 912	5 484 061
39219030	Plastics, plates, sheets, film, foil and strip, other than cellular, of chemical derivatives of natural rubber	2 044	6 176	29 296	90 145
39219041	Plastics, plates & sheets, other than cellular, of condensation or rearrangement polymerisation products	132 480	590 023	586 113	2 358 014
39219042	Plastics, film, other than cellular, of condensation or rearrangement polymerisation products	83 871	327 834	217 277	887 342
39219043	Plastics; textile laminated strip, other than cellular, of condensation or rearrangement polymerisation products	252 291	668 850	393 381	1 094 952
39219049	Plastics, foil & strip, other than cellular,of condensation or rearrangement polymerisation products	953 055	4 270 634	1 981 656	8 946 908
39219050	Plastics, plates, sheets, film, foil and strip, other than cellular, of regenerated cellulose	960	5 404	13 359	35 545
39219060	Plastics, plates, sheets, film, foil and strip, other than cellular, of other cellulose or its chemical derivatives	37 824	131 252	455 186	1 539 178
39219070	Plastics, plates, sheets, film, foil and strip, other than cellular, of additional polymerisation products	2 962	2 962	17 777	17 777
39219090	Plastics, plates, sheets, film, foil and strip, other than cellular, of other than HS 39219010-39219060	7 701 745	30 795 669	19 061 020	75 241 628

https://www.bps.go.id

I.3. IMPOR MENURUT KOMODITI / IMPORT BY HS COMMODITY
***** APRIL/*APRIL 2022* *****

H S	Uraian Komoditi/*Commodity Description*	Berat bersih/*Net weight* (Kg)		Nilai/*Value CIF* (US$)	
		Bulan ini *Current month*	Kumulatif *Cum. Jan. to date*	Bulan ini *Current month*	Kumulatif *Cum. Jan. to date*
39221011	Bathtubs having rectangular or oblong interior shape of plastics	17 716	38 309	95 963	239 945
39221019	Plastics, baths, other than bathtubs having rectangular or oblong interior shape	25 204	67 481	141 730	414 896
39221090	Baths, shower-baths, sinks and wash-basins, other than bathtubs having rectangular or oblong interior shape of plastics	130 737	456 117	715 338	3 467 976
39222000	Lavatory seats and covers	95 435	459 332	420 600	2 327 618
39229011	Lavatory pans, flushing cisterns and urinals, parts flushing cisterns	4 847	69 809	36 611	549 682
39229012	Lavatory pans, flushing cisterns and urinals , flushing cisterns equipped with their mechanisms	3 619	20 997	35 055	145 783
39229019	Lavatory pans, flushing cisterns and urinals, other than parts and flushing cisterns equipped with their mechanisms	11 320	48 408	92 113	327 276
39229090	Plastics, bidets, lavatory pans, flushing cisterns and similar sanitary ware n.e.c. in heading no. 3922	99 402	583 582	569 027	3 367 101
39231010	Plastics, cases for film, tape and optical discs, for the conveyance or packing of goods	43 605	146 052	352 631	2 248 297
39231020	Plastics, other of specially shaped or fitted for the conveyance or packing of semiconductor wafers, masks or reticles , for the conveyance or packing of goods	848	848	12 514	12 514
39231090	Plastics, boxes, crates and similar articles, for the conveyance or packing of goods	2 670 162	10 302 980	7 344 479	29 996 488
39232111	Ethylene polymer; aseptic bag reinforced with aluminium foil,width >315 mm and length >410mm, incorporating a sealed gland	8 276	60 063	62 797	591 813
39232119	Ethylene polymer;aseptic bag reinforced with aluminium foil,width ≤315 mm& length ≤410mm,incorporating a sealed gland	452 629	2 045 333	1 861 375	9 203 714
39232191	Ethylene polymer;aseptic bag not reinforced with aluminium foil,width>315 mm and length>410mm, incorporating a sealed gland	759	16 095	12 350	167 440
39232199	Ethylene polymer;aseptic bag not reinforced with aluminium foil,width ≤315 mm and length≤ 410mm, incorporating sealed gland	1 253 439	4 285 066	4 163 769	14 718 656
39232910	Ethylene polymer; aseptic bags reinforced/not with aluminium foil,width>315 mm and length>410 mm,incorporating a sealed gland	22 760	97 643	156 537	519 589
39232990	Ethylene polymer;aseptic bags reinforced/not with aluminium foil,width ≤315 mm & length ≤410 mm,incorporat a sealed gland	1 150 231	5 023 024	4 213 018	18 936 492
39233020	Plastic, carboy,bottle,flask and similiar,multilayer fibreglas reinforce container,for compress/liquefied gas;for conveyance/pack	71 482	292 518	382 296	2 102 866
39233090	Plastic;carboy,bottle,flask and similiar,other than multilayer fibreglass containers,for compress/liquefied gas;for conveyance/packing	598 887	2 276 068	3 604 291	12 417 189
39234010	Spools, cops, bobbins and similar supports, suitable for use with the machines of heading 8444, 8445 or 8448	23 126	92 955	81 935	303 570
39234090	Spools, cops, bobbins and similar supports, not for use with the machines of heading 8444, 8445 or 8448	160 543	719 473	1 197 119	5 142 969
39235000	Spools, cops, bobbins & similar supports, stoppers, lids, caps and other closures, for the conveyance or packing of goods	1 662 317	7 200 747	7 069 344	31 352 882
39239010	Spools, cops, bobbins and similar supports, toothpaste tubes	16 885	36 019	61 641	402 889
39239090	Spools, cops, bobbins and similar supports, other than toothpaste tubes	3 849 028	16 599 370	14 502 611	63 586 012
39241010	Plastics, tableware and kitchenware, of melamine	3 728	5 632	13 698	65 415
39241091	Plastics, tableware and kitchenware, other of melamine, baby feeding bottles	16 894	16 894	213 021	213 021
39241099	Plastics, tableware and kitchenware, other of melamine, other than baby feeding bottles	1 624 095	5 515 833	5 378 818	19 307 335
39249010	Plastics, household articles and hygienic or toilet articles, bed pans, urinals (portable type) /chamber-potss	449	3 159	1 268	13 456
39249020	Plastics, household articles and hygienic/toilet articles nipple former, breastshells, nipple shields, hand expression funnel	3 680	10 553	57 188	131 762

https://www.bps.go.id

I.3. IMPOR MENURUT KOMODITI / IMPORT BY HS COMMODITY
***** APRIL/*APRIL 2022* *****

H S	Uraian Komoditi/*Commodity Description*	Berat bersih/*Net weight* (Kg)		Nilai/*Value CIF* (US$)	
		Bulan ini *Current month*	Kumulatif *Cum. Jan. to date*	Bulan ini *Current month*	Kumulatif *Cum. Jan. to date*
39249030	Plastics, household articles and hygienic or toilet articles supplementary feeding system for babies	37 574	102 332	495 945	1 394 755
39249090	Plastics, household articles and hygienic or toilet articles n.e.c. in heading no. 3924	2 072 333	6 845 994	6 169 258	20 735 402
39251000	Plastics, reservoirs, tanks, vats and similar containers, of a capacity exceeding 300 l	17 675	103 161	344 424	605 024
39252000	Plastics, doors, windows and their frames and thresholds for doors	200 408	848 786	618 669	2 365 178
39253000	Plastics, shutters, blinds (including Venetian blinds) and similar articles and parts thereof	158 566	508 079	438 641	1 420 847
39259000	Plastics, builders' ware, n.e.c. or included in heading no. 3925	1 502 847	4 644 061	2 361 980	8 503 760
39261000	Plastics, office or school supplies	363 014	1 555 891	1 205 015	4 654 663
39262010	Plastics, glove, aprons, babies'bibs	8 639	8 639	22 624	22 624
39262020	Plastics, shoulder pads or shields	165	165	2 447	2 447
39262030	Plastics, other padding for articles of apparel or clothing accessories	10 646	263 697	154 060	2 504 858
39262060	Plastics, articles of apparel used for protection from chemical substances, radiation or fire	22 266	62 828	115 550	651 864
39262090	Plastics, articles of clothing accessories (including gloves, mittens & mitts)	640 719	2 991 628	4 837 061	21 366 738
39263000	Plastics, fittings for furniture, coachwork or the like	275 104	1 289 572	498 871	2 888 932
39264000	Plastics, statuettes and other ornamental articles	267 564	1 084 362	690 846	2 926 109
39269010	Plastics, floats for fishing nets	25 524	145 745	204 467	918 955
39269020	Plastics, fans and handscreens, frames and handles therefor, and parts thereof	19 942	86 993	107 623	313 599
39269032	Plastics, hygienic, medical and surgical articles, plastic moulds with denture imprints	1 112	2 946	923	10 515
39269039	Plastics, hygienic, medical and surgical articles, other than plastic moulds with denture imprints	605 131	2 082 219	4 181 565	15 547 541
39269041	Plastics, safety and protective devices, police shields	0	42	0	438
39269042	Plastics, safety and protective devices, protective masks for use in welding and similar work	80 898	226 165	91 936	416 090
39269044	Plastics, safety and protective devices, life saving cushions for the protection of persons falling from heights	760	1 261	2 590	30 770
39269049	Plastics, safety and protective devices, other than HS 39269041 - 39269044	1 419 777	2 320 630	2 021 148	8 702 222
39269053	Plastics, articles for industrial uses, transmission or conveyor belts or belting	67 030	178 948	593 166	2 303 998
39269055	Plastics, articles for industrial uses, plastic J-hooks or bunch blocks for detonators	8 733	60 890	75 853	487 031
39269059	Plastics, articles for industrial uses, other than HS 39269053 - 39269055	1 665 025	5 675 421	10 260 687	41 821 536
39269060	Plastics, poultry feeders	1 028	22 961	6 693	141 277
39269081	Plastics, shoe lasts	69 079	274 798	859 715	3 715 467
39269082	Plastics, prayer beads	822	5 674	575	10 505
39269089	Plastics, cards for jewellery or small objects of personal adornment	1 168 531	4 619 048	5 503 940	21 146 790
39269091	Plastics, of a kind used for grain storage	32 874	91 813	160 329	649 930
39269092	Plastics, empty capsules of a kind suitable for pharmaceutical use	555	21 833	7 991	348 276
39269093	Plastics, bucles, adjusters, hooks and cord stoppers	23 300	23 300	341 737	341 737
39269099	Plastics, n.e.c. in heading no. 3923	3 253 954	11 397 130	19 700 287	79 252 487
40011011	Centrifuged concentrate natural rubber latex, exceeding 0.5% by volume of ammonia content	1 320 651	8 438 421	2 091 431	12 806 596
40011019	Non-centrifuged concentrate natural rubber latex, exceeding 0.5% by volume of ammonia content	72 906	244 819	160 329	526 009
40011029	Non-centrifuged concentrate natural rubber latex, not exceeding 0.5 % by volume of ammonia content	1 680	2 520	6 518	9 584
40012130	Natural rubber in smoked sheets, RSS Grade 3	37 280	170 120	73 401	349 614
40012150	Natural rubber in smoked sheets, RSS Grade 5	0	100 000	0	158 620
40012190	Natural rubber in smoked sheets, other than RSS Grade 1 to 5	2	36	260	1 785
40012210	Technically specified natural rubber (TSNR) 10	0	20 160	0	47 779
40012230	Technically specified natural rubber (TSNR) L	99 531	379 691	223 388	817 865
40012240	Technically specified natural rubber (TSNR) CV	104 400	401 839	229 134	861 107

https://www.bps.go.id

I.3. IMPOR MENURUT KOMODITI / IMPORT BY HS COMMODITY
***** APRIL/*APRIL 2022* *****

H S	Uraian Komoditi/*Commodity Description*	Berat bersih/*Net weight* (Kg)		Nilai/*Value CIF* (US$)	
		Bulan ini *Current month*	Kumulatif *Cum. Jan. to date*	Bulan ini *Current month*	Kumulatif *Cum. Jan. to date*
40012290	Technically specified natural rubber (TSNR) other than TSNR 10, 20, L,CV, GP and 5	890 629	2 835 291	1 718 580	5 366 745
40012920	Natural rubber (other than latex, smoked sheets, RSS and TSNR), Latex crepe	0	18	0	375
40012960	Natural rubber (other than latex, smoked sheets, RSS and TSNR), Superior processing rubber	1 484	7 779	47 983	180 861
40012980	Natural rubber (other than latex, smoked sheets, RSS and TSNR), in form scrap (tree, earth or smoked) and cup lump	3 058 785	26 389 729	4 645 271	34 899 018
40012999	Natural rubber, other than in primary forms	19 397	19 476	40 978	41 882
40021100	Styrene-butadiene rubber (SBR), carboxilated styrene-butadiene rubber (XSBR), in latex form	342 003	1 655 652	805 408	3 332 173
40021910	SBR, XSBR other than latex, in primary forms or in vulcanised, uncompound plates, sheets, or strips	3 438 820	16 410 154	7 277 536	37 499 040
40021990	SBR, XSBR, other than latex, other than in primary forms or in vulcanised, uncompound plates, sheets, or strips	7 293 665	28 970 587	14 673 533	56 806 600
40022010	Synthetic rubber, Butadiene rubber (BR) in primary forms	1 741 593	10 656 995	3 608 254	21 523 880
40022090	Synthetic rubber, Butadiene rubber (BR) other than in primary forms	5 769 886	23 316 319	13 422 798	53 074 999
40023110	Isobutene-isoprene (butyl) rubber (IIR), unvulcanised, uncompound plates, sheets or strip	102 187	1 170 934	273 942	3 078 973
40023190	Isobutene-isoprene (butyl) rubber (IIR), other than unvulcanised, uncompound plates, sheets or strip	841 130	3 042 094	1 780 435	6 333 285
40023910	Halo-isobutane-isoprene rubber (CIIR or BIIR), unvulcanised, uncompound plate, sheets or strip	485 022	2 080 760	1 370 575	5 735 366
40023990	Halo-isobutane-isoprene rubber (CIIR or BIIR) other than unvulcanised, uncompound plate, sheets or strip	218 173	3 149 952	503 272	8 458 899
40024100	Chloroprene (chlorobutadiene) rubber(CR) , in latex form	820 930	4 086 123	2 029 971	9 819 023
40024910	Chloroprene (chlorobutadiene) rubber(CR) other than latex, in primary forms	91 700	296 125	489 347	1 657 468
40024990	Chloroprene (chlorobutadiene) rubber(CR) other than latex, other than in primary forms	456 706	2 074 521	2 403 792	10 883 526
40025100	Acrylonitrile-butadiene rubber (NBR), in latex form	1 244 849	8 514 004	1 795 442	16 706 578
40025910	Acrylonitrile-butadiene rubber (NBR) other than latex, in primary forms	140 534	413 618	462 493	1 328 579
40025990	Acrylonitrile-butadiene rubber (NBR) other than latex, other than in primary forms	494 172	1 864 102	1 501 998	6 220 006
40026010	Isoprene rubber (IR) in primary forms	137 393	728 378	405 736	3 864 503
40026090	Isoprene rubber (IR) other than in primary forms	169 011	1 117 543	569 208	3 643 532
40027010	Ethylene-propylene-non-conjugated diene rubber (EPDM), in primary forms	643 628	1 880 617	2 107 861	6 061 611
40027090	Ethylene-propylene-non-conjugated diene rubber (EPDM), other than in primary forms	765 366	2 731 559	2 677 481	9 734 899
40028010	Mixture of natural rubber latex with syntetic rubber latex	9 651	70 781	19 596	288 235
40028090	Mixtures of product of 4001 with product of 4002 other than mixture of natural rubber latex with syntetic rubber latex	56 751	460 252	216 724	1 434 174
40029100	Other than Synthetic rubber, latex	163 086	919 592	267 218	1 379 848
40029940	Other than synthetic rubber: other than latex, other epoxidsed, in primary forms or in unvulcanised, uncompounded plates, sheets or strip	0	226 645	0	870 130
40029990	Other than synthetic rubber: other than latex, other epoxidsed, other than in primary forms or in unvulcanised, uncompounded plates, sheets or strip	908 431	4 013 449	2 832 796	11 703 565
40030000	Reclaimed rubber in primary forms or in plates, sheets or strip	640 011	4 347 313	501 064	3 293 069
40040000	Waste, parings and scrap of rubber (other than hard rubber) and powders and granules obtained therefrom	34 156	211 112	36 254	144 367
40051010	Compounded of natural gums with carbon black or silica, unvulcanised, in primary forms or in plates, sheets or strip	148 371	979 215	683 636	3 740 074
40051090	Compounded rubber, oth than natural gums with carbon black/silica, unvulcanised, in primary forms/in plates,sheets/strip	246 814	1 182 015	1 053 557	5 583 867
40052000	Compounded rubber, unvulcanised, solutions, dispersions other than those of subheading 400510	13 734	143 284	7 590	202 832

https://www.bps.go.id

I.3. IMPOR MENURUT KOMODITI / IMPORT BY HS COMMODITY
***** APRIL/*APRIL 2022* *****

H S	Uraian Komoditi/*Commodity Description*	Berat bersih/*Net weight* (Kg)		Nilai/*Value CIF* (US$)	
		Bulan ini *Current month*	Kumulatif *Cum. Jan. to date*	Bulan ini *Current month*	Kumulatif *Cum. Jan. to date*
40059110	Compounded rubber of natural gums, other than 400510 and 400520, unvulcanised, in plates, sheets amd strip	10 935	94 067	43 933	395 164
40059190	Compounded rubber other than of natural gums, other than 400510 and 400520, unvulcanised, in plates, sheets amd strip	122 886	642 649	617 057	2 975 178
40059910	Compounded rubber, latex, other than 400510 and 400520, unvulcanised, other than in primary forms	61	380	401	3 504
40059920	Natural rubber compounded with substances other than carbon or silica, unvulcanised, in primary forms	0	104 812	0	134 128
40059990	Compounded rubber,n.e.c. in sub heading 400510 & n.e.c. in sub heading 400520, in primary forms, n.e.c. in sub heading 400599	40 559	268 388	201 350	955 862
40061000	Unvulcanized rubber, "Camel-back" strips for retreading rubber tyres	13 322	17 397	80 995	85 201
40069011	Article of unvulcanised rubber, of natural gums, other than ôCamel-backö strips for retreading rubber tyres	132	5 943	3 115	57 443
40069019	Form of unvulcanised rubber, of natural gums, other than articles or ôCamel-backö strips for retreading rubber tyres	5 527	16 539	10 822	56 033
40069090	Form and article of unvulcanised rubber, other than natural gums or ôCamel-backö strips for retreading rubber tyres	10 613	70 136	116 055	689 911
40070000	Vulcanised rubber thread and cord.	421 861	2 881 702	1 572 402	10 488 861
40081110	Plates, sheets & strip of vulcanised cellular rubber, exceeding 5 mm in thickness, lined with textile fabric on one side	14 634	60 894	87 655	304 634
40081120	Plates, sheets and strip of vulcanised cellular rubber, not exceeding 5 mm in thickness, floor tiles and wall tiles	0	50 048	0	57 222
40081190	Plates, sheets and strip of vulcanised cellular rubber, other than HS 40081110 and 40081120	350 101	1 358 982	1 330 093	6 219 770
40081900	Vulcanised celullar rubber (other than hard rubber), other than plates, sheets and strip	23 373	128 639	203 684	898 585
40082110	Plates, sheets and strip of vulcanised non-celullar rubber, > 5 mm in thickness, lined with textile fabric on one side	29 264	52 208	65 275	234 801
40082120	Plates, sheets and strip of vulcanised non-cellular rubber, not exceeding 5 mm in thickness, floor tiles and wall tiles	31 084	42 783	26 081	43 896
40082130	Plates, sheets and strip of vulcanised non-cellular rubber, water stop	4 328	5 501	6 732	11 990
40082140	Plates, sheets and strip of vulcanised non-cellular rubber, rubber soling sheet	1 995	48 069	8 599	104 825
40082190	Plates, sheets and strip of vulcanised non-cellular rubber, other than HS 40082110 - 40082190	224 563	789 821	1 036 473	4 493 892
40082900	Vulcanised non-celullar rubber (other than hard rubber), other than plates, sheets and strip	61 752	204 917	461 840	1 997 504
40091100	Tubes,pipes&hoses, vulcanised rubber other than hard rubber,not reinforced/othwise combined with oth materials without fittings	124 959	561 225	750 483	3 569 871
40091210	Mining slurry suction&discharge hoses,vulcanised rubber other than hard rubb, not reinforced/combined materials,with fittings	5 169	11 878	107 708	252 133
40091290	Tubes,pipes&hoses,vulcanised rubber other than hard rubber,not reinforced/combined w/ oth material with fittings,other than HS 40091210	85 076	299 478	491 005	2 172 036
40092110	Mining slurry suction and discharge hoses of vulcanised rubber, reinforced or combined only with metal, without fittings	3 981	24 080	26 550	110 619
40092190	Tubes, pipes&hoses of vulcanised rubber other than hard rubber,reinforced/combined with metal,without fittings, other than HS 40092110	376 954	1 733 250	1 791 875	7 289 853
40092210	Mining slurry suction and discharge hoses of vulcanised rubber, reinforced or combined only with metal, with fittings	2 874	9 658	29 020	65 883
40092290	Tubes, pipes&hoses of vulcanised rubber other than hard rubber,reinforced or combined with metal,with fittings, other than HS 40092210	155 887	664 075	2 751 582	10 177 329
40093110	Mining slurry suction&discharge hoses,vulcanised rubber other than hard rubber,reinforced/combined w/textile,without fittings	8 188	15 768	87 607	186 141
40093191	Fuel/heater/water hoses,reinforces/combined w/textile,used on motor vehicles of 8702,8703,8704 or 8711,without fittings	111 985	646 429	1 729 991	9 072 373

https://www.bps.go.id

I.3. IMPOR MENURUT KOMODITI / IMPORT BY HS COMMODITY
*** APRIL/*APRIL 2022* ***

H S	Uraian Komoditi/*Commodity Description*	Berat bersih/*Net weight* (Kg)		Nilai/*Value CIF* (US$)	
		Bulan ini *Current month*	Kumulatif *Cum. Jan. to date*	Bulan ini *Current month*	Kumulatif *Cum. Jan. to date*
40093199	Tubes,pipes&hoses of vulcanised rubber other than hard rubber,reinforced/combined w/textile,without fittings, n.e.c. in subheading 400931	149 684	778 212	1 051 510	5 837 498
40093210	Mining slurry suction&discharge hoses,vulcanised rubber other than hard rubber,reinforced/combined with textile,with fittings	40 194	42 211	241 829	297 040
40093290	Tubes,pipes&hoses of vulcanised rubber other than hard rubber,reinforced/combined with textile,with fittings,n.e.c. in 400932	38 182	238 272	485 623	2 385 386
40094110	Rubber hose used for gas stove,vulcanised rubber other than hard rubber,reinforced/combined with oth materials,without fittings	111	148 705	2 136	252 337
40094190	Tubes/pipes&hoses,vulcanised rubber other than hard rubber, reinforced/combined with other materials,without fittings oter than HS 40094110	99 690	436 117	929 528	4 526 490
40094210	Mining slurry suction&discharge hoses,vulcanised rubber other than hard rubber,reinforced/combined w/ oth material,with fitting	583	868	5 570	11 112
40094220	Rubber hose used for gas stove,vulcanised rubber other than hard rubber,reinforced/combined with other materials,with fittings	9 744	41 211	229 239	894 120
40094290	Tubes/pipes&hoses,vulcanised rubber other than hard rubber,reinforced/combined with other materials,with fittings n.e.c. 400942	554 472	1 832 930	4 136 996	13 902 001
40101100	Conveyor belts or belting, of vulcanised rubber, reinforced only with metal	140 644	797 175	836 133	3 729 640
40101200	Conveyor belts or belting, of vulcanised rubber, reinforced only with textile materials	844 872	4 140 146	2 967 442	14 744 518
40101900	Conveyor belts or belting, of vulcanised rubber, other than reinforced only with metal or textile material	205 274	1 078 162	961 454	5 910 142
40103100	Endless transmission belts trapezoidal cross-section (V-belts),V-ribbed,vulc rubber,outside circum>60 cm but not<180 cm	79 233	277 448	578 850	2 629 199
40103200	Endless transm belts trapezoidal cross-section (Vbelts),oth thn V-ribbed,outside circum exceed 60 cm but not exceed 180 cm	7 260	39 052	165 131	658 998
40103300	Endless transmission belts trapezoidal cross-section (Vbelts),V-ribbed,outside circum exceed 180 cm but not exceed 240 cm	3 879	10 013	45 436	184 636
40103400	Endless transm belts trapezoidal cross-section (Vbelts),oth thn Vribbed,outside circum exceed 180 cm but not exceed 240 cm	2 304	7 273	51 767	186 677
40103500	Endless synchronous belts, of an outside circumference exceeding 60 cm but not exceeding 150 cm, of vulcanised rubber	19 388	56 484	246 910	801 060
40103600	Endless synchronous belts, of an outside circumference exceeding 150 cm but not exceeding 198 cm	1 123	2 968	18 407	57 377
40103900	Transmission belts or belting, of vulcanised rubber, other than HS 40103100-40103600	267 148	1 151 012	2 604 451	11 582 729
40111000	New pneumatic tyres, of rubber, of a kind used on motor cars (including station wagons and racing cars)	3 640 029	11 844 549	10 705 899	35 113 664
40112011	New pneumatic tyres, of rubber, of a kind used on buses or lorries, of a width not exceeding 450 mm: having a width not exceeding 230 mm, and fitting a rim of a diameter not exceeding 16 inch	340 865	340 865	848 402	848 402
40112012	New pneumatic tyres, of rubber, of a kind used on buses or lorries, of a width not exceeding 450 mm: having a width not exceeding 230 mm, and fitting a rim of a diameter exceeding 16 inch	97 356	97 356	247 863	247 863
40112013	New pneumatic tyres, of rubber, of a kind used on buses or lorries, of a width not exceeding 450 mm: having a width exceeding 230 mm but not exceeding 385 mm	8 135 599	8 135 599	21 915 222	21 915 222
40112019	New pneumatic tyres, of rubber, of a kind used on buses or lorries, of a width not exceeding 450 mm: other than HS 40112011-40112013	669 191	31 058 230	1 702 697	81 261 209
40112090	New pneumatic tyres, of rubber, of a kind used on buses or lorries, of a width exceeding 450 mm.	752	7 674	24 683	46 074
40113000	New pneumatic tyres, of rubber, of a kind used on aircraft	46 175	125 352	1 410 124	2 967 332
40114000	New pneumatic tyres, of rubber, of a kind used on motorcycles	169 742	663 479	768 842	2 568 484
40115000	New pneumatic tyres, of rubber, of a kind used on bicycles	37 629	284 446	267 878	1 371 079

https://www.bps.go.id

I.3. IMPOR MENURUT KOMODITI / IMPORT BY HS COMMODITY
***** APRIL/*APRIL 2022* *****

H S	Uraian Komoditi/*Commodity Description*	Berat bersih/*Net weight* (Kg)		Nilai/*Value CIF* (US$)	
		Bulan ini *Current month*	Kumulatif *Cum. Jan. to date*	Bulan ini *Current month*	Kumulatif *Cum. Jan. to date*
40117000	New pneumatic tyres, of rubber, of a kind used on agricultural or forestry vehicles and machines	320 775	880 880	1 122 886	2 875 054
40118011	New pneumatic tyres, of rubber, used on tractors, machinery of heading 8429 or 8430, forklifts, wheel-barrows or other industrial handling vehicles and machines, fitting a rim of a diameter ≤ 24 inch	306 749	903 001	598 837	2 723 948
40118019	New pneumatic tyres, of rubber, of a kind used on construction, mining or industrial handling vehicles and machines, fitting a rim of a diameter not exceeding 24 inch, other than HS 40118011	462 768	1 828 256	1 563 722	5 631 935
40118031	New pneumatic tyres, of rubber, fitting a rim of a diameter >24 inch, of a kind used on machinery of heading 8429 or 8430	462 559	462 559	1 594 646	1 594 646
40118039	New pneumatic tyres, of rubber, fitting a rim of a diameter >24 inch, of a kind used on forklifts or other industrial handling vehicles and machines	149 142	5 850 460	797 827	35 480 439
40118040	New pneumatic tyres, of rubber, fitting a rim of a diameter exceeding 24 inch, other	5 077 834	15 047 243	33 233 953	86 751 406
40119010	New pneumatic tyres, of rubber, of a kind used on vehicles of Chapter 87	6 016	21 489	36 804	140 469
40119020	New pneumatic tyres, of rubber, of a kind used onon machinery of heading 8429 or 8430.	0	22 834	0	100 920
40119090	New pneumatic tyres, of rubber, n.e.c. in heading 4011 of a width not exceeding 450 mm	969	7 403	5 784	71 385
40121100	Retreaded tyres of rubber, of a kind used on motor cars (including station wagons and racing cars)	0	41	0	64
40121210	Retreaded tyres of rubber, of a kind used on buses or lorries, of a width not exceeding 450 mm	11 127	120 511	39 473	281 236
40121290	Retreaded tyres of rubber, of a kind used on buses or lorries, of a width exceeding 450 mm	3 799	88 852	13 556	254 600
40121300	Retreaded tyres of rubber, of a kind used on aircraft	26 761	63 562	127 814	293 370
40121930	Retreaded tyres of rubber, of a kind used on machinery of heading 8429 or 8430	3 147	12 698	13 037	36 570
40121949	Retreaded tyres of rubber, of a kind used on vehicle of Chapter 87, other than of a kind used on agricultural or forestry tractors	6	61	365	1 161
40121990	Retreaded tyres of rubber, other than HS 40121100-40121949	23 498	24 773	140 165	143 758
40122029	Used pneumatic tyres of rubber, of a kind used on buses or lorries, of a width exceeding 450 mm	139 622	372 216	50 038	136 070
40122079	Used pneumatic tyres of rubber, of a kind used on other vehicles of Chapter 87 , other than of a kind used on agricultural or forestry tractors	2 500	2 500	13 403	13 403
40122091	Used pneumatic tyres of rubber, buffed tyres	140	318	616	1 058
40122099	Used pneumatic tyres of rubber, n.e.c. sub heading 401220	193	3 973	39 449	65 549
40129014	Solid tyres exceeding 250 mm in external diameter, of a width not exceeding 450 mm	30 242	201 400	70 231	503 207
40129017	Solid tyres exceeding 250 mm in external diameter, of a width exceeding 450 mm	0	76 484	0	64 709
40129019	Rubber, tyres, other solid tyres not exceeding 250 mm in external diameter, of a width not exceeding 450 mm	117 569	499 030	317 636	1 302 688
40129021	Cushion tyres of rubber, of a width not exceeding 450 mm	61	322	2 914	11 784
40129071	Replaceable tyre treads : of a width not exceeding 450 mm	100 570	307 773	257 813	752 621
40129072	Replaceable tyre treads : of a width exceeding 450 mm	17 548	17 548	42 865	42 865
40129080	Tyre flaps of rubber	289 554	1 164 856	699 079	2 762 876
40129090	Retreaded/used pneumatic tyres of rubber, solid/cushion tyres, tyre treads & flaps, n.e.c. in heading 4012	72 466	372 935	254 469	1 013 723
40131011	Inner tubes of rubber,of a kind used on motor cars,suitable for fitting to tyres of a width < 450 mm	106 166	411 864	271 121	1 063 713
40131019	Inner tubes of rubber,of a kind used on motor cars,suitable for fitting to tyres of a width > 450 mm	142 575	1 204 751	72 291	596 509
40131021	Inner tubes of rubber, of a kind used on buses or lorries, suitable for fitting to tyres of a width not exceeding 450 mm	363 027	1 587 299	975 314	4 316 388
40132000	Inner tubes of rubber, of a kind used on bicycles	32 422	134 648	71 189	303 070
40139011	Inner tubes of rubber,kind used on machinery of head 8429 or 8430, suitable for fitting to tyres of a width ≤450 mm	74 178	131 849	290 117	484 590

https://www.bps.go.id

I.3. IMPOR MENURUT KOMODITI / IMPORT BY HS COMMODITY
*** APRIL/*APRIL 2022* ***

H S	Uraian Komoditi/*Commodity Description*	Berat bersih/*Net weight* (Kg)		Nilai/*Value CIF* (US$)	
		Bulan ini *Current month*	Kumulatif *Cum. Jan. to date*	Bulan ini *Current month*	Kumulatif *Cum. Jan. to date*
40139019	Inner tubes of rubber,a kind used on machinery of head 8429 or 84.30, suitable for fitting to tyres of a width >450 mm	10 163	96 608	30 699	213 558
40139020	Inner tubes of rubber, of a kind used on motorcycles	4 756	6 722	28 994	41 941
40139031	Inner tubes of rubber,of a kind used on oth vehicles of Chapter 87, suitable for fitting to tyres of a width < 450 mm	25 246	96 485	89 236	314 757
40139039	Inner tubes of rubber,of a kind used on oth vehicles of Chapter 87, suitable for fitting to tyres of a width > 450 mm	32 302	136 000	75 532	332 760
40139040	Inner tubes of rubber, of a kind used on aircraft	461	505	2 028	4 945
40139091	Inner tubes of rubber, suitable for fitting to tyres of a width not exceeding 450 mm, n.e.c. sub heading 401390	315	2 467	940	11 342
40139099	Inner tubes of rubber, suitable for fitting to tyres of a width exceeding 450 mm, n.e.c. sub heading 401390	252	1 871	2 873	11 553
40141000	Sheath contraceptives	2 205 523	2 403 522	786 227	3 223 202
40149010	Teats for feeding bottles and similar articles	26 307	106 536	353 118	1 676 474
40149040	Stoppers for pharmaceutical use	77 552	281 939	718 053	2 496 279
40149050	Finger stalls	129	608	1 243	8 979
40149090	Hygienic/pharmaceutical articles of vulcanised exclude hard rubber,with or without fittings hard rubber, n.e.c. in heading 4014	26 623	161 797	264 903	1 493 178
40151210	Gloves, mittens and mitts , of a kind used for medical, surgical, dental or veterinary purposes of a kind used on machinery purposes of vulcanised natural rubber	98 891	98 891	751 538	751 538
40151290	Gloves, mittens and mitts , of a kind used for medical, surgical, dental or veterinary purposes of a kind used on machinery purposes of other vulcanised rubber	127 549	1 057 878	1 377 455	8 557 093
40151910	Other than gloves, mittens and mitts , of a kind used for medical, surgical, dental or veterinary purposes of a kind used on machinery purposes of vulcanised natural rubber	439 322	439 322	1 824 124	1 824 124
40151990	Other than gloves, mittens and mitts , of a kind used for medical, surgical, dental or veterinary purposes of a kind used on machinery purposes other of vulcanised natural rubber	195 230	1 566 545	1 441 005	9 840 254
40159010	Lead aprons, of vulcanised rubber other than hard rubber	0	7	0	680
40159020	Divers' suits (wet suits), of vulcanised rubber other than hard rubber	7 045	28 359	11 762	65 120
40159090	Articles apparel & clothing accessories of vulcanised rubber other than hard rubber, n.e.c. in heading 4015	140 131	329 629	789 054	2 117 507
40161010	Padding for articles of apparel or clothing accessories, of cellular rubber	14 075	69 066	110 543	417 872
40161020	Floor tiles and wall tiles of cellular rubber	169	215	1 232	2 812
40161090	Other articles of cellular rubber, other than padding apparel and floor/wall tiles	76 823	254 737	600 670	2 260 466
40169110	Mats of vulcanised rubber other than hard rubber, non-cellular rubber	418 719	1 102 087	628 109	1 674 652
40169120	Tiles of vulcanised rubber other than hard rubber, non-cellular rubber	0	42 928	0	46 958
40169190	Floor coverings other than mats and tiles of vulcanised rubber other than hard rubber,non-cellular rubber	140 734	409 528	318 445	1 302 424
40169210	Eraser tips of vulcanised rubber other than hard rubber and non-cellular rubber	40 411	120 731	110 124	383 486
40169290	Erasers other than eraser tips of vulcanised rubber other than hard rubber and non-cellular rubber	107 293	310 828	367 067	1 018 108
40169310	Gaskets, washers and other seals of a kind used to insulate the terminal leads of electrolytic capacitors	124 603	580 341	1 837 666	6 783 006
40169320	Gaskets and o-rings, of a kind used on motor vehicles of heading 8702, 8703, 8704 or 8711	508 330	1 976 021	7 309 897	30 212 293
40169390	Gaskets, washers and other seals of vulcanised rubber other than hard rubber, n.e.c. sub heading 401693	171 029	671 275	4 350 580	17 732 089
40169400	Boat or dock fenders of vulcanised rubber, whether or not inflatable, other than hard rubber, non-cellular rubber	140 668	897 495	591 101	2 858 912
40169500	Inflatable articles, other than boat or dock fenders of vulcanised rubber, other than hard rubber, non-cellular rubber	265 299	739 289	1 221 678	3 495 676

https://www.bps.go.id

I.3. IMPOR MENURUT KOMODITI / IMPORT BY HS COMMODITY
***** APRIL/*APRIL 2022* *****

H S	Uraian Komoditi/*Commodity Description*	Berat bersih/*Net weight* (Kg)		Nilai/*Value CIF* (US$)	
		Bulan ini *Current month*	Kumulatif *Cum. Jan. to date*	Bulan ini *Current month*	Kumulatif *Cum. Jan. to date*
40169911	Parts&access kind used for vehicles of Chapter 87 for vehicles of head 8702,8703, 8704 or 8705,oth thn weatherstripping	145 530	831 363	2 747 619	12 832 877
40169912	Parts and accessories of vulcanised rubber other than hard rubber, of a kind used for vehicles of heading 8711	21 651	87 838	257 203	1 112 342
40169913	Weatherstripping of vulcanised rubber oth thn hard rubber, of a kind used on motor vehicles of heading 8702,8703 or 8704	33 056	278 150	507 591	2 829 015
40169915	Parts&accessories of vulcanised rubber oth thn hard rubber,of a kind used for vehicles of head 8709, 8713, 8715 or 8716	5 703	25 138	137 270	524 675
40169916	Bicycle mudguards of vulcanised rubber other than hard rubber and non-cellular rubber	0	21	0	20
40169917	Bicycle parts of vulcanised rubber other than hard rubber and cellular rubber	15	861	242	32 045
40169918	Bicycle accessories of vulcanised rubber other than hard rubber, non-cellular rubber, other than mudguards & parts	4 819	8 644	24 749	89 342
40169919	Parts&accessories of a kind used for vehicles of Chapter 87 of vulcanised rubber exc hard rubber other than HS 40169911-40169919	66 619	344 898	719 864	3 164 340
40169920	Parts and accessories of rotochutes of heading 8804 of vulcanised rubber other than hard rubber, non-cellular rubber	3 136	6 584	28 793	65 764
40169930	Rubber bands, of vulcanised rubber other than hard rubber, non-cellular rubber	104 666	346 805	715 475	2 937 310
40169940	Wall tiles of vulcanised rubber other than hard rubber, non-cellular rubber	21	28	924	1 031
40169951	Rubber rollers of vulcanised rubber other than hard rubber, non-cellular rubber	48 427	300 527	497 262	2 199 177
40169952	Tyre mould bladders of vulcanised rubber other than hard rubber, non-cellular rubber	46 733	156 240	540 184	2 003 047
40169953	Electrical insulator hoods of vulcanised rubber other than hard rubber, non-cellular rubber	227	2 751	6 859	37 627
40169954	Rubber grommets and rubber covers for automotive wiring harnesses of vulcanised rubber oth hard rubber, non-cellular rubber	71 067	333 991	1 804 250	8 295 853
40169959	Articles used in machinery/mechanical/electric appliances/oth technical uses,noncellular rubber, other than HS 40169951-40169954	111 424	573 421	2 131 094	8 248 160
40169960	Rail pads of vulcanised rubber other than hard rubber, non-cellular rubber	669	2 837	22 719	121 589
40169970	Structural bearings including bridge bearings of vulcanised rubber other than hard rubber, non-cellular rubber	11 910	24 021	260 688	930 527
40169991	Table coverings of vulcanised rubber other than hard rubber, non-cellular rubber	1 951	9 735	24 362	126 610
40169999	Articles of vulcanised rubber other than hard rubber, non-cellular rubber, n.e.c. in heading 4016	484 437	1 808 448	3 714 747	15 194 404
40170010	Floor tiles and wall tiles of hard rubber (for example ebonite)	0	173	0	10 098
40170020	Articles of hard rubber other than floor tiles and wall tiles	20 023	89 706	140 378	740 465
40170090	Articles of hard rubber n.e.c. in heading 4017	26 886	100 128	127 570	711 305
41012000	Whole hides and skins,unsplit,weight per skin<8 kg simply dried, 10 kg dry-salted, 16 kg fresh,wet,salted/othwise preserved	561 079	1 989 072	378 739	1 497 922
41015000	Whole hides and skins of bovine (including buffalo) or equine animals, of a weight exceeding 16 kg	851 414	3 282 935	998 391	4 467 313
41019090	Raw hides and skins of bovine, including butts, bends and bellies, other than pre-tanned	2 164 868	7 600 708	1 812 191	6 322 099
41021000	Raw skins of sheep or lambs with wool on	2 378	147 220	1 631	101 191
41022100	Skins, raw of sheep or lambs pickled (but not tanned, parchment-dressed or further prepared), without wool on	177 084	769 338	1 801 302	7 644 436
41039000	Raw hides and skins other than bovine, sheeps and lambs, reptil, and swine	1 250 151	3 809 207	1 002 209	3 223 404
41041110	Tanned/crust hides and skins in the wet state,full grains,upsplit and grains of bovine vegetable tanned	1 311	4 737	34 025	125 650
41041190	Tanned/crust hides and skins in the wet state,full grains,upsplit and grains other of bovine vegetable tanned	610 421	3 398 780	739 823	4 227 398

https://www.bps.go.id

I.3. IMPOR MENURUT KOMODITI / IMPORT BY HS COMMODITY
***** APRIL/*APRIL 2022* *****

H S	Uraian Komoditi/*Commodity Description*	Berat bersih/*Net weight* (Kg)		Nilai/*Value CIF* (US$)	
		Bulan ini *Current month*	Kumulatif *Cum. Jan. to date*	Bulan ini *Current month*	Kumulatif *Cum. Jan. to date*
41041900	Tanned/crust hides and skins in the wet state,other than full grains,upsplit and grains of bovine vegetable tanned	241 703	1 581 721	446 771	4 226 302
41044100	Tanned/crust hides and skins in the dry state,full grains,upsplit and grains split of bovine vegetable tanned	3 444	35 549	64 958	631 339
41044900	Tanned/crust hides and skins in the dry state,other than full grains,upsplit and grains split of bovine vegetable tanned	242 032	1 189 203	2 498 270	11 031 281
41051000	Tanned/crust skins of sheep or lambs,in the wet state (including wetblue), without wool on, whether or not split,but not further prepared	145 344	323 770	1 173 510	2 504 483
41053000	Tanned/crust skins of sheep/lambs,in the dry state (crust), without wool on, whether or not split,but not further prepared	478	3 206	30 350	164 213
41062100	Tanned/crust hides&skins of goats/kids,in theWetState (incl wetblue), without wool/hair on,split/not,but notFurther prepared.	10 678	18 907	68 256	129 283
41062200	Tanned/crust hides&skins of goats/kids,in the dry state (crust), without wool/hair on, whether or not split, but not further prepared	0	85	0	1 700
41063200	Tanned/crust hidesskins of swine, in the dry state (crust), without wool/hair on,whether/not split,but not further prepared	541	4 473	6 028	39 663
41071100	Leather further prepared after tanning/crusting of bovine/equine animal, whole hides and skins,full grains,unsplit	60 830	271 619	1 263 499	5 266 906
41071200	Leather further prepared after tanning/crusting of bovine/equine animal, whole hides and skins, grains split	104 403	484 805	1 814 000	8 489 933
41071900	Leather further prep after tanning/crusting of bovine/equine animal, whole hide and skin, other than full grain,unsplit,grains split	611 069	2 352 949	6 164 779	25 096 957
41079100	Leather,other than whole hides and skins further prepared after tanning/crusting whole hides and skins,full grains,unsplit	4 481	53 207	116 137	575 603
41079200	Leather,other than whole hides and skins further prepared after tanning/crusting whole hides and skins, grain splits	352 483	1 498 851	6 134 398	25 199 083
41079900	Leather,oth thn whole hidesandskins further prepared after tanning/crusting whole hides and skins, excluding full/no grains,unsplit	1 405 660	4 966 875	18 892 723	67 241 398
41120000	Leather further prepared after tanning/ crust,of sheep/lamb wo/wool on,split/not,other than leather of heading 4114	16 002	55 719	817 189	2 542 367
41131000	Leather further prepared after tanning or crusting includ parchment-dressed leather, without wool/hair,of goats or kids	32 615	135 648	1 035 837	3 998 324
41132000	Leather further prepared after tanning or crusting includ parchment-dressed leather, without wool/hair,of swine	29 740	116 439	630 012	2 452 873
41133000	Leather further prepared after tanning or crusting includ parchment-dressed leather, without wool/hair,of reptiles	2	2	869	869
41139000	Leather further prepared after tanning/crusting includ parchment-dressed leather oth thn goats/kids, swine,& reptiles	34 861	154 542	508 194	2 162 769
41141000	Chamois (including combination chamois) leather	3 737	7 582	5 938	18 119
41142000	Patent leather and patent laminated leather, metallised leather	110 466	422 753	1 056 640	4 444 232
41151000	Composition leather with a basis of leather or leather fibre, in slabs, sheets or strip, whether or not in rolls	16 336	65 576	552 281	1 677 710
41152000	Parings and oth waste of leather/composition leather, not for manufacture leather articles, leather dust,powder and flour	3	4	78	79
42010000	Saddlery & harness for any animal (traces,leads,knee pads,muzzles,saddle cloths,saddle bags,dog coats),of any material	51 366	131 417	112 420	427 670
42021110	Cases & containers,suit-case/brief-case with outer surface of leather/composition leather, max dimensions 56cmx45cmx25 cm	9 096	47 468	11 854	145 544
42021190	Cases & containers,suit-case/brief-case with outer surface of leather/composition leather, dimension more 56cmx45cmx25 cm	198 835	812 007	510 342	1 833 141
42021211	School satchels with outer surface of vulcanised fibre	495	17 812	14 266	159 881
42021219	School satchels with outer surface other than vulcanised fibre	281 605	1 224 477	950 058	4 211 854
42021291	Cases and containers,suit-case/brief-case with outer surface vulcanised fibre other than school satchels	1 366	8 165	10 610	55 285
42021299	Cases and containers,suit-case/brief-case with other than outer surface vulcanised fibre, other than school satchels	884 679	3 621 280	3 803 837	15 605 708

https://www.bps.go.id

I.3. IMPOR MENURUT KOMODITI / IMPORT BY HS COMMODITY
*** APRIL/*APRIL 2022* ***

H S	Uraian Komoditi/*Commodity Description*	Berat bersih/*Net weight* (Kg)		Nilai/*Value CIF* (US$)	
		Bulan ini *Current month*	Kumulatif *Cum. Jan. to date*	Bulan ini *Current month*	Kumulatif *Cum. Jan. to date*
42021920	Trunks,suit-cases,vanity-cases executive-cases, brief-cases, school satchels & similar container,paperboard outer surface	276	529	436	1 729
42021990	Trunks,suit-cases,vanity-cases, executive-cases, brief-cases, school satchel&similar container, outer srface oth paperboard	32 092	122 508	391 904	1 471 627
42022100	Handbags,whether or not with shoulder strap,incld those without handle,outer surface of leather/ composition leather	30 478	144 747	6 864 129	30 160 845
42022210	Handbags, whether or not with shoulder strap, including those without handle :With outer surface of sheeting of plastics or of textile materials:With outer surface of sheeting of plastics	381 200	381 200	4 140 969	4 140 969
42022220	Handbags, whether or not with shoulder strap, including those without handle , with outer surface of sheeting of plastics or of textile materials, with outer surface of textile materials	616 043	4 427 961	3 008 932	29 634 572
42022900	Other than handbags, whether or not with shoulder strap, including those without handle :	1 242 863	3 850 492	2 225 361	6 721 592
42023100	Articles of a kind normally carried in the pocket or in the handbag,with outer surface of leather or composition leather	67 617	301 785	1 004 663	4 535 796
42023200	Articles of a kind normally carried in pocket/in the handbag,with outer surface of sheeting plastics or textile materials	430 579	1 433 520	2 599 558	7 664 250
42023900	Articles of a kind normally carried in pocket/in the handbag, oth thn sub heading 420231 - 420232	146 762	569 406	216 387	797 534
42029111	Cases and containers, bowling bags with outer surface of leather or of composition leather	10	10	13 286	13 286
42029119	Cases and containers, sports bag other than bowling bags, with outer surface of leather or of composition leather	7 754	15 331	32 698	52 557
42029190	Cases and containers, other sports bag, with outer surface of leather or of composition leather	11 377	34 857	706 815	3 300 602
42029210	Cases and containers, toiletry bags, of sheeting of plastics	12 676	43 567	36 523	110 494
42029220	Cases and containers, bowling bags sheeting of plastics or of textile materials	861	1 826	3 503	25 695
42029290	Cases and containers, other than toiletry bags and bowling bags, of sheeting of plastics	514 477	1 921 617	3 920 192	14 405 815
42029910	Cases and containers, other article, with outer surface of vulcanised fibre or paperboard	23	629	357	2 846
42029990	Cases & containers, n.e.c. in head 4202,of vulcanised fibre/of paperboard/wholly/mainly covered with such materials/w paper	146 730	543 498	569 340	2 124 852
42031000	Apparel, articles of apparel, of leather or of composition leather	7 619	60 409	67 741	624 962
42032110	Gloves, mittens and mitts : specially designed for use in sports, baseball and softball gloves	8	8	202	202
42032190	Gloves, mittens and mitts : specially designed for use in sports, other than baseball and softball gloves	1 913	21 448	47 383	471 796
42032910	Clothing accessories, protective work gloves, of leather or composition leather	126 505	480 281	321 540	1 849 016
42032990	Clothing accessories, other than protective work gloves, of leather or composition leather	13 719	86 471	114 822	759 755
42033000	Clothing accessories, belts and bandoliers, of leather or of composition leather	153 391	606 164	575 890	2 798 549
42034000	Clothing accessories, of leather or of composition leather, n.e.c. in heading no. 4203	66 371	192 991	288 733	860 730
42050010	Boot laces, mats, of leather or of composition leather	1 218	6 518	24 297	124 253
42050020	Industrial safety belts and harnesses of composition leather	3 850	13 888	65 942	166 624
42050030	Leather strings or chords of a kind used for jewellery or articles of personal adornment of composition leather	8 464	10 794	31 084	49 880
42050040	Articles of leather/composition leather used in machine/mechanic appliance/oth technic uses,ot HS 42050010-42050030	5 545	11 334	50 255	472 903
42050090	Articles of leather or of composition leather n.e.c. in heading 4205	38 696	161 880	864 971	4 561 888
42060000	Articles of gut (other than silkworm gut), of goldbeater's skin, of bladders or of tendons.	5	19	21 838	158 656
43021900	Furskins, tanned/dressed,whole, with or without head,tail/paws,not assembled, oth thn of mink, other than those of heading 4303	5 964	14 593	277 661	859 696

https://www.bps.go.id

I.3. IMPOR MENURUT KOMODITI / IMPORT BY HS COMMODITY
*** APRIL/*APRIL 2022* ***

H S	Uraian Komoditi/*Commodity Description*	Berat bersih/*Net weight* (Kg)		Nilai/*Value CIF* (US$)	
		Bulan ini *Current month*	Kumulatif *Cum. Jan. to date*	Bulan ini *Current month*	Kumulatif *Cum. Jan. to date*
43022000	Furskins, tanned/dressed,whole, with or without head, tail/paws,not assembled,oth thn of mink, other than those of heading 4303	0	1 458	0	97 489
43031000	Furskin articles, apparel and clothing accessories	20 216	176 843	90 171	431 818
43039020	Furskin articles, other than apparel and clothing accessories, articles for industrial uses	2 155	2 155	9 030	9 030
43039090	Furskin articles, apparel and clothing accessories, n.e.c. in heading 4303	2 118	5 736	51 786	103 686
43040010	Artificial fur	4 831	5 267	30 530	34 640
43040020	Articles for industrial uses	203	1 117	24 767	39 412
43040091	Artificial fur articles, sports bags	71	95	817	1 204
43040099	Artificial fur articles, other than sports bags	2 194	8 189	16 287	43 165
44011200	Fuel wood, in logs, in billets, in twigs, in faggots or in similar forms, from Non - coniferous	7 022	16 883	21 514	55 544
44013100	Sawdust and wood waste and scrap, agglomerated in logs, briquettes, pellets or similar forms : wood pellets	1	234 305	1	47 423
44013900	Sawdust and wood waste and scrap, agglomerated in logs, briquettes, pellets or similar forms : wood pellets and briquettes	447	59 134	3 094	215 717
44014900	Sawdust and wood waste and scrap, not agglomerated : other than sawdust	10 944	29 533	6 151	36 842
44021000	Wood charcoal (including shell or nut charcoal), whether or not agglomerated, of bamboo	504	3 012	17 814	68 165
44022010	Wood charcoal (including shell or nut charcoal), whether or not agglomerated, of shell or nut , of coconut shell	0	121 040	0	71 125
44022090	Wood charcoal (including shell or nut charcoal), whether or not agglomerated, of shell or nut , other than coconut shell	1	1	52	52
44029000	Wood charcoal (including shell or nut charcoal), whether or not agglomerated, of bamboo or shell or nut	0	211 667	0	53 464
44031210	Treated with paint, stains, creosote/other preservatives of non-coniferous, baulks, sawlogs and venner logs	0	18	0	1 050
44032110	Wood, coniferous,of pine (Pinus spp.),which any cross-sectional dimension is 15 cm or more, baulks,sawlogs and veneer logs	0	74 570	0	19 455
44032290	Wood, coniferous,of pine (Pinus spp.),which any cross-sectional dimension is < 15cm,oth thn baulks, sawlogs and veneer logs	0	243 000	0	153 090
44032390	Wood,coniferous of fir(Abies spp)&spruce(Picea spp),any cross-sectional dimension ≥15cm, other than baulks,sawlogs&veneer logs	0	31 821	0	38 118
44032590	Wood, oth thn coniferous of pine, fir & spruce, any cross-sectional dimension ≥15 cm, other than baulks, sawlogs & veneer logs	22 170	22 170	15 170	15 170
44034910	Tropical wood, other than dark Red Meranti, light Red Meranti and Meranti Bakau, baulks, swalogs and veneer logs	0	74 760	0	51 093
44039110	Wood, treated with paint, stains, creosote/oth preservatives,of oak (Quercus spp), baulks,sawlogs and veneer logs	976 126	2 598 213	460 796	1 310 769
44039190	Wood, treated with paint,stains,creosote/oth preservatives,of oak (Quercus spp), other than baulks,sawlogs&veneer logs	849 865	3 680 056	409 347	1 677 517
44039790	Wood, other than Baulks, sawlogs, and veneer logs, of poplar and aspen	0	15	0	78
44039810	Wood, Baulks, sawlogs, and veneer logs, of eucalyptus	0	1 712 556	0	505 337
44039910	Wood, in the rough, whether or not stripped of bark/sapwood, or roughly squared, untreated, baulks, sawlogs and veneer logs	0	50 521	0	76 660
44039990	Wood, in the rough, whether or not stripped of bark/sapwood, or roughly squared, untreated, other than in heading 4403	2	177	8	1 883
44042010	Hoopwood, split poles,piles, picket and the like of non- coniferous, chipwood	105 536	267 503	426 776	1 117 045
44050020	Wood flour	1 756 790	7 144 859	530 211	2 102 435
44071110	Wood, coniferous, of pine (Pinus spp), sawn lengthwise, not further worked	2 740 510	2 740 510	2 005 980	2 005 980
44071190	Wood, coniferous, of pine (Pinus spp), other than sawn lengthwise, not further worked	141 608	11 607 271	178 997	8 858 586

https://www.bps.go.id

I.3. IMPOR MENURUT KOMODITI / IMPORT BY HS COMMODITY
*** APRIL/*APRIL 2022* ***

H S	Uraian Komoditi/*Commodity Description*	Berat bersih/*Net weight* (Kg)		Nilai/*Value CIF* (US$)	
		Bulan ini *Current month*	Kumulatif *Cum. Jan. to date*	Bulan ini *Current month*	Kumulatif *Cum. Jan. to date*
44071200	Wood, coniferous, of fir (Abies spp) and spruce (Picea spp), sawn or chipped lengthwise, sliced or peeled, whether or not planed, sanded or end-jointed, thick >6mm	121 382	1 003 721	255 512	1 516 460
44071910	Wood, coniferous, sawn lengthwise, not further worked, other than HS 44071110-44071400	2 503 654	2 503 654	2 231 915	2 231 915
44071990	Wood, coniferous, other than sawn lengthwise not further worked, other than HS 44071110-44071400	548 112	6 668 087	478 148	5 556 357
44072190	Wood, tropical wood, of mahogany (Swietenia spp), other than planed, sanded or end-joint	27 649	147 617	111 058	591 917
44072519	Wood, tropical wood, of dark red meranti or light red meranti, other than sawn lengthwise, planed, sanded or end-jointed	86 397	118 430	128 048	168 086
44072790	Wood, tropical wood, of sapelli, other than sawn lengthwise, planed, sanded or end-jointed	3 596	638 425	4 408	416 711
44072890	Wood, tropical wood, of iroko, other than planed, sanded or end-jointed	0	9 515	0	9 289
44072989	Wood, tropical wood, of mengkulang (Heritiera spp), other than sawn lengthwise, planed, sanded or end-joint	2 269	14 647	9 576	103 307
44072999	Wood, sawn other than HS 44062991 - 44072997, other than planed, sanded or end-jointed	46 640	120 624	67 450	131 546
44079120	Wood, non-coniferous and other than tropical wood, of oak (Quercus spp), sawn lengthwise, not further worked	553 245	553 245	651 208	651 208
44079130	Wood, non-coniferous and other than tropical wood, of oak (Quercus spp), planed, sanded or end-jointed	376 986	1 527 786	438 359	2 421 400
44079190	Wood, non-coniferous and other than tropical wood, of oak (Quercus spp), other than sawn lengthwise, planed, sanded or end-jointed	2 748 458	13 758 451	3 191 339	14 758 507
44079210	Wood, non-coniferous and other than tropical wood, of beech (Fagus spp), planed, sanded or end-jointed	103 768	550 948	54 205	429 421
44079290	Wood, non-coniferous and other than tropical wood, of beech (Fagus spp), other than planed, sanded or end-jointed	269 202	829 349	250 285	605 305
44079310	Wood, non-coniferous and other than tropical wood, of maple (Acer spp), planed, sanded or end-jointed	0	5 339	0	11 968
44079390	Wood, non-coniferous and other than tropical wood, of maple (Acer spp), other than planed, sanded or end-jointed	278 802	1 468 161	1 144 999	4 810 906
44079590	Wood, non-coniferous and other than tropical wood, of ash (Fraxinus spp), other than planed, sanded or end-jointed	154 980	1 179 629	306 165	1 673 498
44079690	Wood, non-coniferous and other than tropical wood, of birch (Betula spp), other than planed, sanded or end-jointed	52 992	53 015	43 880	44 034
44079710	Wood, non-coniferous and other than tropical wood, of poplar and aspen (Populus spp), planed, sanded or end-jointed	20 042	20 042	15 267	15 267
44079790	Wood, non-coniferous and other than tropical wood, of poplar and aspen (Populus spp), other than planed, sanded or end-jointed	253 079	838 832	517 560	1 765 948
44079990	Wood, non-coniferous and other than tropical wood, other than n.e.c. sub heading 440797, other than planed, sanded or end-jointed	2 017 487	9 129 854	2 744 953	11 389 185
44081030	Wood, coniferous, face veneer sheets, Radiata pinewood of a kind used for blockboard manufacture	259	18 468	6 891	80 516
44081090	Wood, coniferous, other than cedar wood pencil slats radiata pinewood used for blockboard manufacture, other than face veneer sheets	45 980	306 387	307 490	2 031 120
44083100	Dark Red Meranti, Light Red Meranti and Meranti Bakau of tropical wood, sheets for veneering, plywood and laminated wood	0	10 838	0	32 200
44083910	Jelutong wood pencil slats, other than dark Red Meranti, Light Red Meranti and Meranti Bakau	8	8	395	395
44083920	Face veneer sheets of tropical wood, other than Red Meranti, Light Red Meranti and Meranti Bakau	0	220 510	0	371 190
44083990	Other than Jelutong wood pencil slats and face veneer sheets, other than Red Meranti, Light Red Meranti, and Meranti Bakau	74 547	130 730	188 587	328 219
44089010	Face veneer sheets, of non-coniferous and other than tropical wood	936 347	3 368 852	2 323 076	8 156 786

https://www.bps.go.id

I.3. IMPOR MENURUT KOMODITI / IMPORT BY HS COMMODITY
*** APRIL/*APRIL 2022* ***

H S	Uraian Komoditi/*Commodity Description*	Berat bersih/*Net weight* (Kg)		Nilai/*Value CIF* (US$)	
		Bulan ini *Current month*	Kumulatif *Cum. Jan. to date*	Bulan ini *Current month*	Kumulatif *Cum. Jan. to date*
44089090	Wood, other than in heading 4408, sheets for veneer/plywood, oth wood sawn, slice/peel, whether/not plan, sand/end-join,thick≤6mm	1 750 892	6 807 120	4 603 188	18 918 213
44091000	Coniferous wood, cotinuously shaped along any of its edgee,ends/faces, non planed,sanded or end-jointed	49 080	98 304	56 377	113 931
44092100	Wood, non-coniferous of bamboo, cotinuously shaped along any of its edgee, ends/faces, whether or not planed,sanded or end-jointed	0	44 895	0	63 427
44092900	Wood, non-coniferous, other than in heading 4409, cotinuously shaped along any of its edgee, ends/faces, whether or not planed, sanded or end-jointed	196	4 477	327	34 084
44101100	Particle board of wood, whether or not agglomerated with resins or other organic binding substances	14 668 648	39 535 369	4 308 384	12 793 045
44101200	Oriented strand board (OSB) of wood, whether or not agglomerated with resins or other organic binding substances	54 920	106 004	26 175	61 132
44101900	Similar board (for example, waferboard) of wood, whether or not agglomerated with resins or other organic binding substances	91 073	846 017	100 210	787 800
44109000	Particle board, oriented strand board (OSB) and similar board (for example, waferboard), of other ligneous materials, whether or not agglomerated with resins or other organic binding substances	39	224 012	684	281 216
44111200	Medium density fibreboard (MDF), of a thickness not exceeding 5 mm, whether or not bonded with resins or other organic substances	2 609 039	13 065 220	1 494 318	6 803 941
44111300	Medium density fibreboard (MDF), of a thickness exceeding 5 mm but not exceeding 9 mm, whether or not bonded with resins or other organic substances	641 894	3 350 245	468 388	2 111 589
44111400	Medium density fibreboard (MDF), of a thickness exceeding 9 mm, whether or not bonded with resins or other organic substances	3 202 719	14 987 642	1 686 195	7 463 937
44119200	Ligneous materials other than fibreboard, of a density exceeding 0.8 g/cm3, whether or not bonded with resins or other organic substances	141 625	1 069 274	94 313	680 504
44119300	Ligneous materials other than fibreboard, of a density exceeding 0.5 g/cm3 but not exceeding 0.8 g/cm3, whether or not bonded with resins or other organic substances	99 978	623 078	63 974	368 697
44119400	Ligneous materials other than fibreboard, of a density not exceeding 0.5 g/cm3, whether or not bonded with resins or other organic substances	48 510	168 510	31 569	121 168
44121000	Plywood, veneered panels and similar laminated wood, of bamboo	3 843	1 637 840	6 419	1 467 251
44123100	Plywood, consisting solely of sheets of wood (not bamboo), each ply ≤ 6mm thickness, with at least one outer ply of tropical wood	105 514	356 352	188 864	856 981
44123300	Plywood,consisting solely of sheets of wood(not bamboo),each ply≤6mm thickness,with at least one outer ply of non-coniferous wood of the species alder,ash,beech,birch,cherry,chestnut,elm,eucalyptus,hickory,horse chestnut,lime,maple,oak,plane tree,poplar&aspen,robinia,tulipwood/walnut	1 610 046	6 749 673	1 648 620	7 448 858
44123400	Plywood, consisting solely of sheets of wood (not bamboo), each ply ≤ 6mm thickness, with at least one outer ply of non-coniferous wood not specified under subheading 441233	6 196	26 160	37 847	151 345
44123900	Plywood, consisting solely of sheets of wood (not bamboo), each ply ≤ 6mm thickness, with both outer plies of coniferous wood	2 295 959	7 422 606	2 816 793	7 729 727
44124900	Laminated veneered lumber, with both outer plies of coniferous wood	3	3	39	39
44125100	Blockboard, laminboard, and battenboard, with at least one outer ply of tropical wood	23 563	23 563	19 187	19 187
44125200	Blockboard, laminboard, and battenboard, with at least one outer ply of non-coniferous wood	7 245	7 245	3 905	3 905
44125900	Blockboard, laminboard, and battenboard, with both outer plies of coniferous wood	4 325	178 021	2 550	259 005
44129110	Other plywood, with at least one outer ply of teak	0	25 001	0	6 228

https://www.bps.go.id

I.3. IMPOR MENURUT KOMODITI / IMPORT BY HS COMMODITY
***** APRIL/*APRIL 2022* *****

H S	Uraian Komoditi/*Commodity Description*	Berat bersih/*Net weight* (Kg)		Nilai/*Value CIF* (US$)	
		Bulan ini *Current month*	Kumulatif *Cum. Jan. to date*	Bulan ini *Current month*	Kumulatif *Cum. Jan. to date*
44129190	Other plywood, with at least one outer ply of tropical wood other than teak	85 661	147 643	104 576	147 542
44129900	Other plywood, with both outer plies of coniferous wood	202 223	951 696	367 685	1 675 113
44130000	Densified wood, in blocks, plates, strips or profile shapes.	13 339	130 202	4 925	82 783
44141000	Wooden frames for paintings, photographs, mirrors or similar objects, of tropical wood	27	27	1 521	1 521
44149000	Wooden frames for paintings, photographs, mirrors or similar objects, of other than tropical wood	4 657	36 986	25 813	136 610
44151000	Cases, boxes, crates, drums and similar packings, cabledrums of wood	141 165	361 023	205 302	447 661
44152000	Pallets, box pallets and other load boards, pallet collars of wood	171 363	298 973	111 753	221 293
44160090	Casks, barrels, vats, tubs and other coopers' products and parts thereof, of wood	550	1 993	8 150	40 679
44170010	Boot or shoe lasts, of wood	402	687	3 141	4 926
44170090	Tools, tool bodies, tool handles, broom or brush bodies and handles, of wood	194 468	524 651	470 861	1 415 282
44182100	Doors and their frames and thresholds, of tropical wood	105	105	3 410	3 410
44182900	Doors and their frames and thresholds, of other than tropical wood	207 942	1 020 671	530 122	2 618 820
44183000	Posts and beams other than products of subheadings 441881 to 441889	51 600	51 600	38 116	38 116
44184000	Shuttering for concrete constructional work	23 283	245 269	43 969	183 271
44185000	Shingles and shakes	0	4	0	530
44187500	Assembled flooring panels, other than of bamboo or with at least the top layer (wear layer) of bamboo, other than mosaic flooring, multilayer	5	57	144	1 128
44187900	Assembled flooring panels, other than of bamboo or with at least the top layer (wear layer) of bamboo, other than mosaic flooring, other than multilayer	33	16 687	284	58 356
44189200	Builders' joinery and carpentry of wood, other than HS 44181100-44188900, of cellular wood panels	0	28	0	280
44189900	Builders' joinery and carpentry of wood, other than HS 44181100-44188900, other than of bamboo and cellular wood panels	7	257 234	97	245 427
44191100	Bread boards, chopping boards, and similar boards of bamboo	1 445	11 030	5 201	43 154
44191200	Chopsticks of bamboo	287 233	791 005	263 869	728 107
44191900	Tableware and kitchenware, of bamboo, other than HS 44191100-44191200	2 031	9 684	23 102	114 065
44199000	Tableware and kitchenware, other than of bamboo and tropical wood	22 352	135 519	35 261	431 093
44201100	Statuettes and other ornaments, of tropical wood	23	23	428	428
44201900	Statuettes and other ornaments, other than of tropical wood	143	1 101	1 428	16 405
44209010	Wooden articles of furniture not falling in Chapter 94	751	3 356	2 688	11 407
44209020	Boxes and other small containers intended for and suitable for carrying in the pocket, in the handbag or on the person of wood	13 526	13 526	62 934	62 934
44209090	Wood marquetry and inlaid wood, caskets and cases for jewellery or cutlery, and similar articles, of wood	893	52 387	7 258	234 437
44211000	Clothes hangers of wood	13 911	85 104	87 789	513 178
44212000	Coffins of wood	62	62	17	17
44219110	Spools, cops and bobbins, sewing thread reels and the like of bamboo	3	6 859	216	979
44219130	Candy sticks, ice-cream sticks and ice-cream spoons of bamboo	12 000	12 001	16 750	16 776
44219140	Fans and handscreens, frames and handles therefor, and parts thereof of bamboo	6	17	51	290
44219150	Prayer beads of bamboo	0	548	0	4 803
44219160	Toothpicks of bamboo	94 306	294 399	86 556	273 371
44219170	Sticks of a kind used for making joss sticks, of bamboo	27 900	27 900	15 047	15 047
44219190	Article of bamboo, other than HS 44219110 - HS 44219160	1 349 266	4 439 384	1 256 473	4 226 796
44219910	Spools, cops and bobbins, sewing thread reels and the like of other than bamboo	14 877	38 588	22 209	77 251
44219920	Match splints of other than bamboo	0	1	0	24
44219930	Wooden pegs or pins for footwear of other than bamboo	396	14 220	1 404	51 391
44219940	Candy sticks, icecream sticks and icecream spoons of other than bamboo	237 634	927 796	530 048	2 026 571

https://www.bps.go.id

I.3. IMPOR MENURUT KOMODITI / IMPORT BY HS COMMODITY
*** APRIL/*APRIL 2022* ***

H S	Uraian Komoditi/*Commodity Description*	Berat bersih/*Net weight* (Kg)		Nilai/*Value CIF* (US$)	
		Bulan ini *Current month*	Kumulatif *Cum. Jan. to date*	Bulan ini *Current month*	Kumulatif *Cum. Jan. to date*
44219980	Toothpicks of other than bamboo	0	26 027	0	41 347
44219993	Prayer beads of other than bamboo	1	10	7	261
44219994	Other beads of other than bamboo	29	72	720	4 599
44219995	Sticks of a kind used for making joss sticks, of other than bamboo	7 281	45 404	6 969	42 436
44219999	Article of wood, other than bamboo, articles other than HS 44219910 - HS 44219996	38 790	158 176	98 576	565 156
45011000	Natural cork, raw or simply prepared	100	300	1 294	4 119
45020000	Natural cork, debacked or roughly squared or rectangular blocks, plates, sheets or strip (include sharpedged blanks for corks or stoppers)	3 936	12 063	70 490	157 522
45031000	Corks and stoppers of natural cork	23 475	98 571	563 655	2 075 617
45039000	Articles of natural cork, other than corks and stoppers	17 635	91 956	119 515	487 768
45041000	Blocks, plates, sheets and strip, tiles of any shape, solid cylinders (including discs), of agglomerated cork	2 849	31 494	53 121	155 478
45049000	Articles of agglomerated cork other than blocks, plates, sheets and strip, tiles of any shape, solid cylinders, including discs.	299 573	372 183	726 885	1 261 632
46012100	Plaiting materials, plaits and similar products of plaiting materials, mats, matting and screens, of bambo	18	25 255	126	41 357
46012200	Plaiting materials, plaits and similar products of plaiting materials, mats, matting and screens, of rattan	0	8	0	137
46012900	Plaiting materials, plaits and similar products, mats, matting and screens, of vegetable materials other than bamboo and rattan	59	3 734	738	27 285
46019290	Plaiting materials, plaits and similar products of plaiting materials, of bamboo, other than HS 46019210 - HS 46019220	0	16	0	421
46019390	Plaiting materials, plaits and similar products of plaiting materials, of rattan, other than HS 46019310 - HS 46019320	0	4	0	49
46019410	Plaits and similar products of plaiting materials, whether or not assembled into strips of vegetable materials	28	72	580	1 168
46019420	Fans and handscreens, frames and handles therefor, and parts thereof of vegetable materials	31	78	1 171	2 168
46019490	Plaiting materials, plaits&similar products of plaiting materials,of vegetable materials, other than HS 46019410- 46019420	0	10	0	273
46019990	Plaiting materials, plaits and similar product of plaiting material, product of non-vegetable materials, other than HS 46019910- 46019930	0	10 353	0	190 187
46021110	Travelling bags and suitcases of bamboo	0	1	0	20
46021190	Basketwork, wickerwork and other articles, of bamboo, other than HS 46021110 - HS 46021120	1 055	3 566	10 552	28 699
46021210	Travelling bags and suitcases of rattan	0	5	0	72
46021290	Basketwork, wickerwork and other articles, of rattan, other than HS 46021210 - HS 46021220	37	717	284	11 856
46021990	Basketwork, wickerwork and other articles, of vegetable materials other than bamboo and rattan, other than HS 46021910 - 46021920	346	9 363	7 665	27 391
46029020	Envelopes for bottles of other than vegetable materials	0	3	0	60
46029090	Basketwork, wickerwork and other articles, of other than vegetable materials, other than HS 46029010 - HS 46029020	60	574	3 797	9 937
47010000	Mechanical wood pulp	477 753	5 040 993	289 279	2 549 219
47020010	Chemical wood pulp, dissolving grades, of coniferous	6 366 724	6 366 724	7 028 601	7 028 601
47020020	Chemical wood pulp, dissolving grades, of non-coniferous	22 622 678	123 660 909	20 874 155	119 790 972
47031100	Chemical wood pulp, soda or sulphate other than dissolving grades, unbleached, of coniferous wood	8 662 551	20 987 214	7 290 247	17 258 743
47032100	Chemical wood pulp, soda or sulphate other than dissolving grades, semi-bleached or bleached, of coniferous wood	54 813 873	180 339 524	45 834 796	147 969 032
47032900	Chemical wood pulp, soda or sulphate other than dissolving grades, semi-bleached or bleached, of non-coniferous wood	2 301 281	8 901 253	1 376 728	5 229 380
47042100	Chemical wood pulp, sulphite other than dissolving grades, semi-bleached or bleached, of coniferous wood	2 479 835	15 807 888	2 285 452	14 561 907
47042900	Chemical wood pulp, sulphite other than dissolving grades, semi-bleached or bleached, of non-coniferous wood	0	2 074	0	9 386
47050000	Wood pulp obtained by a combination of mechanical and chemical pulping processes	11 118 986	55 965 930	6 418 672	30 525 928

https://www.bps.go.id

I.3. IMPOR MENURUT KOMODITI / IMPORT BY HS COMMODITY
***** APRIL/*APRIL 2022* *****

H S	Uraian Komoditi/*Commodity Description*	Berat bersih/*Net weight* (Kg)		Nilai/*Value CIF* (US$)	
		Bulan ini *Current month*	Kumulatif *Cum. Jan. to date*	Bulan ini *Current month*	Kumulatif *Cum. Jan. to date*
47061000	Pulp, cotton linters pulp	610 169	2 797 365	1 113 541	5 454 140
47062000	Pulp of fibres derived from recovered (waste and scrap) paper or paperboard	9 915	313 422	22 052	302 856
47063000	Pulps of fibres derived from bamboo	0	21 200	0	44 550
47069100	Pulps of fibres derived from other fibrous cellulosic material obtained by mechanical processes	12 810	23 685	46 954	63 086
47069200	Pulps of fibres derived from other fibrous cellulosic material obtained by chemical processes	19 340	373 513	126 482	1 408 018
47069390	Pulps of fibres derived from other fibrous cellulosic material obtained by a combination of mechanical and chemical processes, other than abaca pulp	3	179 561	3	500 523
47071000	Recovered (waste and scrap) unbleached kraft paper or paperboard or corrugated paper or paperboard	255 557 950	889 424 394	74 532 153	253 034 304
47072000	Recovered (waste and scrap) other paper or paperboard made mainly of bleached chemical pulp, not coloured in the mass	10 674 773	31 132 158	3 525 602	10 193 102
47073000	Paper or paperboard, waste and scrap, made mainly of mechanical pulp (e.g newspapers, journals & similar printed matter)	45 285 060	142 528 492	13 395 107	41 698 315
47079000	Paper or paperboard (waste and scrap), of paper or paperboard n.e.c. sub heading 470710 - 470730 and of unsorted waste and scrap	5 873 058	27 307 985	1 365 970	6 536 190
48010011	Newsprint, weighing not more than 55 g/m2, In rolls, of a width exceeding 28 cm but not exceeding 36 cm	329 201	651 860	112 477	243 478
48010012	Newsprint, weighing not more than 55 g/m2, In rolls, other than HS 48010011	298 199	1 847 393	202 239	1 235 023
48010013	Newsprint, weighing not more than 55g/m2, In sheets, square or rectangular, one side >28cm but <36cm and other side >15cm in the unfolded state	37	40	234	268
48010014	Newsprint, weighing not more than 55g/m2, in sheets, square or rectangular, one side >36 cm, and other side >15 cm in the unfolded state	225	15 043	1 172	70 725
48010022	Newsprint, weighing more than 55 g/m2, In rolls, of a width not exceeding 28 cm but exceeding 36 cm	50 792	51 694	47 775	50 670
48010023	Newsprint, weighing more than 55g/m2, In sheets, square or rectangular, one side >28cm but <36cm and other side >15cm in the unfolded state	5	8	32	106
48010024	Newsprint, weighing more than 55g/m2, in sheets, square or rectangular, one side >36 cm, and other side >15 cm in the unfolded state	19 034	38 653	20 224	47 129
48021000	Hand-made paper and paperboard	294	1 231	5 610	26 283
48022010	Uncoated paper and paperboard in roll of not more than 15 cm in width or in rectangular sheet of which no side more than 36 cm in the unfolded state	6	12 669	72	41 506
48022090	Uncoated paper and paperboard in rolls of more than 15 cm in width or in rectangular sheet of which no side more than 36 cm in the unfolded state	1 764 610	2 945 035	785 141	1 960 402
48024010	Wallpaper in rolls of not more than 15 cm width or rectangular (include square) sheets of which no side more than 36 cm in the unfolded state	0	8	0	532
48024090	Wallpaper in rolls of more than 15 cm width or rectangular (include square) sheets of which no side more than 36 cm in the unfolded state	14 456	42 720	72 477	635 308
48025419	Paperboard, carbonising base paper weighing less than 20g/m2, in roll of not more than 15cm in width or rectangular sheet of which no side more than 36 cm, unfold state, weighing not more than 40g/m2	0	3 038	0	14 310
48025421	Paperboard, o.t. carbonising base paper weighing < 20g/m2, in rolls of ≤ 15cm, in width or rectangular sheet of which no side > 36cm, unfold state, weighing < 40g/m2	0	1 292	0	15 984
48025429	Paperboard, o.t. carbonising base paper weighing <20g/m2, in rolls of >15cm, in width or rectangular sheet of which no side > 36cm, unfold state, weighing <40g/m2	89 370	293 511	91 605	293 152

https://www.bps.go.id

I.3. IMPOR MENURUT KOMODITI / IMPORT BY HS COMMODITY
***** APRIL/*APRIL 2022* *****

H S	Uraian Komoditi/*Commodity Description*	Berat bersih/*Net weight* (Kg)		Nilai/*Value CIF* (US$)	
		Bulan ini *Current month*	Kumulatif *Cum. Jan. to date*	Bulan ini *Current month*	Kumulatif *Cum. Jan. to date*
48025440	Uncoated paper and paperboard, used for writing, printing and other graphic, in rolls of ≤ 15cm, in width or in rectangular sheet > 36cm, unfold state	0	2	0	2
48025450	Uncoated paper and paperboard, multi-ply paper and paperboard	19 936	25 164	59 115	71 380
48025490	Carbonishing base paper, other than HS 48025430 - HS 48025450	390 103	1 597 858	494 167	2 011 264
48025521	Fancy paper and paperboard, weighing 40g/m2 or more but no more than 150g/m2, in rolls, of a width not exceeding 15 cm	44 357	44 357	64 653	64 653
48025529	Fancy paper and paperboard, weighing 40g/m2 or more but no more than 150g/m2, in rolls, of a width more than 15 cm exceeding	0	27	0	94
48025550	Base paper of a kind used to manufacture release paper	57 980	487 289	309 482	1 826 848
48025561	Paper and paperboard of a kind used for writing, printing and other graphic purposes, of a width not exceeding 15 cm	0	1	0	118
48025569	Paper and paperboard of a kind used for writing, printing and other graphic purposes, of a width exceeding 15 cm	381 493	1 883 435	366 029	1 787 263
48025570	Paper and paperboard, multi-ply paper	169 673	802 837	201 541	925 054
48025590	Paper and paperboard, other than multi-ply paper	349 804	1 703 903	437 022	2 042 775
48025629	Fancy paper and paperboard, weighing 40 g/m2 or more but not more than 150 g/m2, in rectangular (including square) sheets of which at least one side exceeds 36 cm in the unfolded state	19 515	27 435	106 320	147 469
48025690	Paper and paperboard, used for writing, printing and other graphic purposes, 40-150 g/m2, 1 side <435mm and other side <297mm, other than multy-ply paper	31 392	159 863	32 016	183 724
48025729	Paper and paperboard, used for writing, printing and other graphic purposes, with no side ≤36cm, unfolded state, weight 40-150 g/m2	6 188	6 188	11 749	11 749
48025790	Paper and paperboard, other than multi-ply paper, unfolded state, weighing 40 g/m2-150 g/m2	144 816	463 604	149 482	554 821
48025821	Fancy paper and paperboard, in rolls of width ≤ 15 cm in rectangular sheet with one side ≤ 36cm and other side ≤ 15 cm, weighing ≥150 g/m2, unfolded state	65	66	193	205
48025829	Fancy paper and paperboard, in rolls of width > 15 cm in rectangular sheet with one side ≤ 36cm and other side ≤ 15 cm, weighing ≥150 g/m2, unfolded state	3 560	44 448	12 690	63 096
48025839	Paper and paperboard, for writing, printing and other graph purpose, in rolls of width ≤ 15 cm in rectangular shape, with no side > 36cm, unfolded state, weighing ≥150 g/m2	241 562	443 644	269 261	468 610
48025891	Paper and paperboard, weighning 150g/m2 - 225 g/m2, unfolded state, other than HS 48025821 - HS 48025840	26 698	28 403	42 425	46 551
48025899	Paper and paperboard, weighning < 150g/m2, unfolded state, other than HS 48025821 - HS 48025840	76 484	274 189	146 545	502 452
48026159	Paper and paperboard of which more than 10 % by weight of the total fibre content, of a kind used for writing, printing and other graphic purposes, of width > 15 cm, in roll	74 872	218 660	70 380	181 759
48026199	Paper and paperboard, other than multi-ply paper, weighing < 150 g/m2 or weighing > 225 g/m2, in roll	996 110	2 139 034	824 350	1 758 430
48026219	Fancy paper and paperboard in rectangular (including square) sheets with one side ≤ 36cm and the other side ≤ 15 cm in unfolded state, weighing < 150 g/m2 or > 225 g/m2, in sheet	0	5	0	100
48026299	Fancy paper and paperboard, other than multi-ply paper, unfolded state, in sheets of which one side ≤435mm and other side ≤297mm, weight less than 150g/m2 or more than 225g/m2	0	84	0	1 097
48026911	Paper and paperboard used for writing, printing and other graphic purposes, in rectangular sheets of which side 36cm or less, unfolded state	5	65	15	417
48026919	Paper and paperboard used for writing, printing and other graphic purposes, in rectangular sheets of which side more than 36cm, unfolded state	0	398	0	9 975

https://www.bps.go.id

I.3. IMPOR MENURUT KOMODITI / IMPORT BY HS COMMODITY
*** APRIL/*APRIL 2022* ***

H S	Uraian Komoditi/*Commodity Description*	Berat bersih/*Net weight* (Kg)		Nilai/*Value CIF* (US$)	
		Bulan ini *Current month*	Kumulatif *Cum. Jan. to date*	Bulan ini *Current month*	Kumulatif *Cum. Jan. to date*
48026991	Uncoated paper&paperboard,not for writing,printing/oth graphic purpose&non perforated punch-card&punch tape paper,oth than paper of head 4801/4803,oth than HS 48021000-48026919,150 g/m2<weigh<225 g/m2	21 024	21 024	31 104	31 104
48026999	Uncoated paper&paperboard,not for writing,printing/oth graphic purpose&non perforated punch-card&punch tape paper,oth than paper of head 4801/4803,oth than HS 48021000-48026919,weigh≤150g/m2 &≥225g/m2	296 902	652 190	297 254	758 442
48030030	Toilet or facial tissue stock, towel or napkin stock and similar paper, of cellulose wadding or of webs of cellulose fibres	1 197 009	3 518 130	2 080 581	6 366 835
48030090	Toilet or facial tissue stock, towel or napkin stock and similar paper, of other than cellulose wedding/webs of cellulose fibres	193 992	264 014	309 203	530 113
48041100	Kraftliner, unbleached	1 083 534	3 574 302	839 551	2 607 449
48041900	Kraftliner, bleached	770 578	3 320 578	811 431	3 448 165
48042110	Sack kraft paper, unbleached, of a kind used for making cement bags	3 753 515	21 835 553	3 947 320	21 678 238
48042190	Sack kraft paper, unbleached, of other than kind used for making cement bags	1 434 024	8 465 635	1 526 609	8 258 476
48042910	Sack kraft paper, bleached, of a kind used for making cement bags	26 736	408 569	34 369	471 918
48042990	Sack kraft paper, bleached, of other than kind used for making cement bags	31 375	172 327	38 164	211 062
48043110	Kraft paper and paperboard weighing 150 g/m2 or less, unbleached, electrical grade insulating kraft paper	203 788	303 766	906 257	2 269 552
48043130	Kraft paper and paperboard weighing 150 g/m2 or less, unbleached, wet strength of 40 g-60 g, used in manufacture of plywood adhesive tape	439 141	1 411 142	608 872	1 874 101
48043140	Kraft paper and paperboard weighing 150 g/m2 or less, unbleached, sandpaper base paper	1	132	25	1 264
48043190	Kraft paper and paperboard weighing 150 g/m2 or less, unbleached, other than HS 48043110 - HS 48043150	2 726 524	6 526 624	1 825 330	4 511 079
48043910	Kraft paper and paperboard weighing 150 g/m2 or less, bleached, wet strength of 40 g-60 g, used in manufacture of plywood adhesive tape	53 336	53 336	73 897	73 897
48043920	Kraft paper and paperboard weighing 150 g/m2 or less, bleached, used for making food packaging	0	169 188	0	246 239
48043990	Kraft paper and paperboard weighing 150 g/m2 or less, bleached, other than HS 48043910 and HS 48043920	388 387	3 778 861	521 592	5 649 140
48044110	Kraft paper and paperboard weighing 150 g/m2 - 225 g/m2, unbleached, electrical grade insulating kraft paper	422 985	1 328 779	620 930	1 891 510
48044190	Kraft paper and paperboard weighing 150 g/m2 - 225 g/m2, unbleached, other than electrical grade insulating kraft paper	2 413 957	7 108 246	1 852 089	5 265 471
48044290	Paper and paperboard not used for making food package, bleached uniformly > 95% by total of fibre content of wood fibre chemically	40 742	323 411	38 705	363 394
48044990	Paper and paperboard a kind not used for making food packaging, bleached uniformly throughout the mass and not less than 95% by weight	265 001	1 322 181	230 302	1 116 526
48045110	Kraft paper and paperboard weighing 225 g/m2 or more, unbleached, electrical grade insulating kraft paper	0	5 011	0	9 971
48045120	Kraft paper and paperboard weighing 225 g/m2 or more, unbleached, pressboard weighing 600 g/m2 or more insulating kraft paper	2 600	2 600	78 579	78 579
48045190	Kraft paper and paperboard weighing 225 g/m2 or more, unbleached, other than HS 48045110 - 48045130	53 240	972 076	53 077	1 051 044
48045290	Paper & paperboard a kind not used for making food packaging, bleached uniformly throughout the mass and >95% by weight	34 385	163 906	29 228	140 711
48045910	Kraft paper and paperboard, uncoated, for making food packaging, weight 225g/m2 or more, other than in subheading 480451 & 480452	4 542	8 518	20 539	43 622

https://www.bps.go.id

I.3. IMPOR MENURUT KOMODITI / IMPORT BY HS COMMODITY
***** APRIL/*APRIL 2022* *****

H S	Uraian Komoditi/*Commodity Description*	Berat bersih/*Net weight* (Kg)		Nilai/*Value CIF* (US$)	
		Bulan ini *Current month*	Kumulatif *Cum. Jan. to date*	Bulan ini *Current month*	Kumulatif *Cum. Jan. to date*
48045990	Kraft paper & paperboard, uncoated, not for making food packaging, weight 225g/m2 or more, other than in subheading 480451 & 480452	5	17 989	293	43 488
48051100	Semichemical fluting paper	118 180	759 353	66 774	435 819
48051990	Fluting paper other than semichemical and straw, weighing less than 150 g/m2 or more than 225 g/m2	5 389 054	11 287 845	3 172 669	7 129 323
48052400	Testliner (recycled liner board), weighing 150 g/m2 or less	71 909	2 562 485	53 450	1 716 629
48052510	Testliner (recycled liner board), Weighing more than 150 g/m2 but less than 225 g/m2	375 742	5 135 183	228 629	3 286 671
48052590	Testliner (recycled liner board), weighing equal or more than 225 g/m2	242 149	3 708 168	146 420	2 086 131
48053090	Sulphite wrapping paper, other than coloured paper of a kind used for wrapping wooden match box	218 694	784 427	344 699	1 254 184
48054000	Filter paper and paperboard	547 517	1 780 126	2 273 939	7 259 399
48055000	Felt paper and paperboard	7 656	82 186	17 605	200 384
48059110	Paper used as interleaf material for the packing of flat glass products, resin content by weight 0.6 % or less, weighing 150 g/m2 or less	673	2 764	3 202	14 868
48059120	Paper of a kind used to manufacture joss paper, weighing 150 g/m2 or less	0	41 553	0	83 194
48059190	Paper other than for packing of flat glass products, resin content by weight of 0.6% or less and manufacture joss paper, weighing 150 g/m2 or less	2 684 905	8 345 046	8 318 273	15 392 687
48059210	Multiply paper and paperboard, uncoated paper and paperboard, in rolls or sheets, weighing more than 150 g/m2 but less than 225 g/m2	4 347	21 535	15 976	76 654
48059290	Uncoated paper and paperboard, in rolls or sheets,vweighing more than 150 g/m2 nut less than 225 g/m2, other than multiply paper and paperboard	3 899 471	17 735 927	3 343 259	14 725 630
48059310	Multiply paper and paperboard, uncoated paper and paperboard, in rolls or sheets, weighing 225 g/m2 or more	571 905	2 163 895	477 890	1 816 863
48059320	Blotting paper, uncoated paper and paperboard, in rolls or sheets, weighing 225 g/m2 or more	19 990	126 192	20 168	126 788
48059390	Uncoated paper and paperboard, in rolls or sheets, weighing 225 g/m2 or more, other than multiply paper and paperboard and blotting paper	200 510	351 298	255 627	456 570
48061000	Vegetable parchment	84 755	295 958	218 337	801 087
48062000	Greaseproof papers	200 861	871 600	338 353	1 545 946
48063000	Tracing papers	10 947	27 868	38 499	93 553
48064000	Glassine and other glazed transparent or translucent papers	211 318	1 535 201	293 187	2 255 594
48070000	Composite paper and paperboard, not surface-coated or impregnated, whether or not internally reinforced, in rolls or sheets	743 789	2 696 204	834 740	3 058 879
48081000	Corrugated paper and paperboard, whether or not perforated	200 282	571 052	303 690	829 402
48084000	Kraft paper, creped or crinkled, whether or not embossed or perforated	31 592	101 203	34 067	227 529
48089030	Paper and paperboard, embossed paper	30	104	585	1 985
48089090	Paper and paperboard, other than HS code 48089020 - 48089030	47 554	171 328	65 330	250 750
48092000	Self-copy paper	0	11 538	0	26 950
48099010	Carbon paper and similar copying papers	340 574	768 270	638 438	1 443 544
48099090	Paper and paperboard other than carbon paper and similar copying papers	833 417	3 454 872	1 372 454	5 336 817
48101310	Paper and paperboard, printed of a kind used for self-recording apparatus, of a width of 150 mm or less, in rolls	1 059	28 185	3 669	51 814
48101391	Paper and paperboard, not printed, of a width of 150 mm or less, in rolls	187 347	513 548	343 910	906 874
48101399	Paper and paperboard, not printed, of a width of more than 150 mm, in rolls	3 869 115	14 613 315	4 245 507	15 804 072
48101410	Paper and paperboard, printed of a kind used for self-recording apparatus, of which no side exceeds 360 mm, in sheets with one side less than 435 mm and the other side less than 297 mm unfolded state	13 001	109 870	15 210	133 504

https://www.bps.go.id

I.3. IMPOR MENURUT KOMODITI / IMPORT BY HS COMMODITY
***** APRIL/*APRIL 2022* *****

H S	Uraian Komoditi/*Commodity Description*	Berat bersih/*Net weight* (Kg)		Nilai/*Value CIF* (US$)	
		Bulan ini *Current month*	Kumulatif *Cum. Jan. to date*	Bulan ini *Current month*	Kumulatif *Cum. Jan. to date*
48101491	Paper and paperboard, not printed, of which no side exceeds 360 mm, in sheets with one side less than 435 mm and the other side less than 297 mm unfolded state	18 092	34 816	39 251	78 578
48101499	Paper and paperboard, not printed, of which no side less than 360 mm, in sheets with one side less than 435 mm and the other side less than 297 mm unfolded state	7 827	74 325	19 889	208 881
48101910	Paper and paperboard, printed for self-record apparatus, no side exceed 360mm unfold state, have <10% weight, contain fibre of chemical or mechanical process, one side >435 mm and other side >297mm	152 152	348 466	142 143	333 812
48101990	Paper and paperboard, not printed for self-record apparatus, no side exceed 360mm unfold state, have <10% weight, contain fibre of chemical/mechanical process, one side >435 mm and other side >297mm	7 275 262	27 347 933	6 315 689	24 076 574
48102290	Paper and paperboard, not printed for self-record apparatus, in rolls 150mm or less, or in sheets no side >360mm in the unfolded state, lightweight coated paper	520 136	1 483 919	764 121	2 128 949
48102910	Paper and paperboard, printed for self-record apparatus, in rolls 150mm or less, or in sheets no side >360mm in the unfolded state, other than lightweight coated paper	276 223	1 562 385	326 430	1 626 569
48102991	Paper and paperboard, not printed for self-record apparatus, in rolls of a width of ≤150 mm, or in sheets of which no side exceeds 360 mm in the unfolded state, other than lightweight coated paper	61 303	78 184	100 215	133 227
48102999	Paper and paperboard, not printed for self-record apparatus, in rolls of a width of >150 mm, or in sheets of which no side less than 360 mm in the unfolded state, other than lightweight coated paper	2 309 685	7 208 182	2 290 323	6 757 262
48103190	Kraft paper and paperboard, bleached in rolls >150 mm width or in sheets no side exceeding 360 mm in the unfolded state weighing 150g/m2 or less	318	2 111	1 134	11 193
48103290	Kraft paper and paperboard, bleached in rolls of ≤150 mm width or in sheets of no side >360 mm in the unfolded state weighing more than 150g/m2	2 554 290	8 858 420	2 481 460	8 876 014
48103930	Kraft paper and paperboard, unbleached in rolls of ≤150 mm width or in sheets of no side >360 mm in the unfolded state	6 089	17 739	20 185	59 443
48103990	Kraft paper and paperboard, unbleached in rolls of >150 mm width or in sheets of no side >360 mm in the unfolded state	764 485	2 725 665	593 791	2 319 278
48109240	Paper and paperboard, multi-ply, in rolls of ≤150 mm in width or sheets of which side >360 mm in the unfolded state	28	613 039	388	798 950
48109290	Paper and paperboard, multi-ply, in rolls of >150 mm in width or sheets of which side >360 mm in the unfolded state	7 372 618	26 511 203	6 352 775	23 113 375
48109940	Other paper and paperboard, other than multi-ply, in rolls of <150mm in width or sheets of which side >360mm in the unfolded state	283 464	311 049	144 652	220 398
48109990	Paper and paperboard, other than multi-ply, in rolls of >150mm in width or sheets of which side >360mm in the unfolded state	345 166	2 426 919	664 967	2 952 987
48111020	Tarred, bituminised or asphalted paper and paperboard, in rolls of <15 cm in width, in rectangular (include square), or in sheets of which side <36cm unfolded	0	22	0	201
48111090	Tarred, bituminised or asphalted paper and paperboard, in rolls of >15 cm in width, in rectangular (include square), or in sheets of which side >36cm unfolded	36 118	180 960	182 173	865 998
48114120	Gummed or adhesive paper and paperboard, self-adhesive, in rolls of <15cm in width or in rectangular (include square) sheets of which side <36cm unfolded	102 655	227 560	289 718	625 117
48114190	Gummed or adhesive paper and paperboard, self-adhesive, in rolls of >15cm in width or in rectangular (include square) sheets of which side >36cm unfolded	2 458 981	9 239 500	5 946 333	21 976 191
48114900	Gummed or adhesive paper and paperboard, other than self-adhesive	169 126	1 127 610	796 544	3 991 208

https://www.bps.go.id

I.3. IMPOR MENURUT KOMODITI / IMPORT BY HS COMMODITY
***** APRIL/*APRIL 2022* *****

H S	Uraian Komoditi/*Commodity Description*	Berat bersih/*Net weight* (Kg)		Nilai/*Value CIF* (US$)	
		Bulan ini *Current month*	Kumulatif *Cum. Jan. to date*	Bulan ini *Current month*	Kumulatif *Cum. Jan. to date*
48115131	Paper and paperboard coated, bleached, weigh >150g/m2, in rolls of ≤15cm width, or in sheets of which side <36cm unfolded state, floor coverings	0	3 242	0	11 716
48115139	Paper and paperboard coated, bleached, weigh >150g/m2, in rolls of ≤15cm width, or in sheets of which side <36cm unfolded state, other than floor coverings	243 170	1 301 145	341 053	1 612 226
48115199	Paper and paperboard coated, bleached, weigh >150g/m2, in rolls of ≤15cm in width, or in sheets of which side >36cm unfolded state, other than floor covering	168 123	759 204	630 765	2 353 733
48115920	Paper and paperboard covered on both faces with transparent films of plastics and with a lining of aluminium foil, for the packaging of liquid food products, bleached, weigh ≤150 g/m2	3 837 852	17 724 362	14 599 139	62 036 969
48115949	Paper and paperboard coated, bleached, weigh ≤150g/m2, in rolls of ≤15cm, or in sheets of which side >36cm unfolded state, other than floor covering	148 977	705 638	774 840	2 772 541
48115991	Paper and paperboard coated, bleached, weigh ≤150g/m2, in roll of >15cm in width, or in sheets of which side >36cm unfold state, floor covering	1	6	9	120
48115999	Paper and paperboard coated, bleached, weigh ≤150g/m2, in roll of >15cm in width, or in sheets of which side >36cm unfold state, other than floor covering	867 292	4 138 471	2 057 601	9 592 312
48116020	Paper and paperboard, coated, soak or covered with wax, parfin wax, starin, oil or glicerol, in rolls ≤15cm in width or in rectangular (include square) sheets of which side <36cm, unfolded state	23	7 853	2 791	28 803
48116099	Paper & paperboard, coated, soak/covered with wax, parfin wax, starin, oil/glicerol, in rolls ≥15cm width/rectangular (include square) sheets of which side >36cm, unfolded state, o.t floor coverings	181 968	928 565	387 717	1 761 451
48119041	Paper and paperboard, cellulose wadding and web cellulose fibre, in roll ≤15cm width or rectangular sheet of which side <36cm unfolded state, floor coverings	20 749	28 018	45 312	78 564
48119042	Paper and paperboard, cellulose wadding and web cellulose fibre, in roll ≤15cm width or rectangular sheet of which side <36cm unfolded state, marbled paper	5	5	266	266
48119049	Paper and paperboard, cellulose wadding and web cellulose fibre, in roll ≤15cm width or rectangular sheet of which side <36cm unfolded state, other than floor coverings and marbled paper	63 918	140 019	171 361	434 187
48119091	Paper and paperboard, cellulose wadding and web cellulose fibre, in roll >15cm width or rectangular sheets of which side <36cm unfold state, floor coverings	0	17 921	0	43 219
48119092	Paper and paperboard, cellulose wadding and web cellulose fibre, in roll >15cm width or rectangular sheets of which side <36cm unfold state, marbled paper	0	100 338	0	107 386
48119099	Paper, paperboard, cellulose wadding and webs of cellulose fibres other than HS 48119091 - 48119092	1 439 687	5 354 941	3 374 079	12 850 216
48120000	Filter blocks, slabs and plates, of paper pulp	101	1 712	4 455	19 001
48131000	Cigarette paper, in the form of booklets or tubes.	481	17 490	4 381	140 856
48132010	Cigarette tipping paper, in rolls of width not exceeding 5 cm	201 458	2 243 916	1 640 519	9 882 281
48132021	Tobacco wrapping paper, uncoated, in rolls of width not exceeding 5 cm	66 389	66 389	235 824	235 824
48132022	Plug wrap paper having a porosity of more than 12 cm3 (min- 1cm-2) in CORESTA Air Permeability unit, uncoated, in rolls of width not exceeding 5 cm	104 864	104 864	268 649	268 649
48132023	Plug wrap paper having a porosity of not more than 12 cm3 (min- 1cm-2) in CORESTA Air Permeability unit, uncoated, in rolls of width not exceeding 5 cm	121 351	121 351	220 685	220 685
48132029	Cigarette paper other than tobacco wrapping paper and plug wrap paper, uncoated, in rolls of width not exceeding 5 cm	251	251	3 619	3 619
48132031	Tobacco wrapping paper, coated, in rolls of width not exceeding 5 cm	277 423	277 423	542 608	542 608

https://www.bps.go.id

I.3. IMPOR MENURUT KOMODITI / IMPORT BY HS COMMODITY
*** APRIL/*APRIL 2022* ***

H S	Uraian Komoditi/*Commodity Description*	Berat bersih/*Net weight* (Kg)		Nilai/*Value CIF* (US$)	
		Bulan ini *Current month*	Kumulatif *Cum. Jan. to date*	Bulan ini *Current month*	Kumulatif *Cum. Jan. to date*
48139011	Tobacco wrapping paper, coated, in rolls of a width exceeding 5 cm	64 560	64 560	129 110	129 110
48139012	Cigarette tipping paper, coated, in rolls of a width exceeding 5 cm	221 588	221 588	1 646 607	1 646 607
48139019	Cigarette paper, other than tobacco wrapping paper and tipping paper, coated, in rolls of a width exceeding 5 cm	80 061	892 902	485 082	4 324 943
48139091	Tobacco wrapping paper, uncoated, in rolls of a width not exceeding 5 cm	249 538	249 538	803 007	803 007
48139099	Cigarette paper, oter than tobacco wrapping paper, uncoated, in rolls of a width not exceeding 5 cm	237 415	2 120 019	759 226	7 674 609
48142010	Wallpaper and similar wall covering, consist of paper coated/covered, on the face side, grained, embossed, coloured, of a width ≤60cm	120 691	478 608	171 517	716 576
48142091	Photo murals, of a width exceeding 60cm	593	593	5 288	5 288
48142099	Wallpaper and similar wall coverings, other than photo murals, of a width exceeding 60cm	291 650	1 108 690	628 570	2 956 963
48149000	Window transparencies of paper	44 439	211 586	229 566	739 811
48162010	Selfcopy paper (other than those of heading 4809), in rolls of a width exceeding 15 cm but not exceeding 36 cm	1 000	1 275	11 731	18 269
48162090	Self-copy paper (other than those of heading 4809), in rolls except of a width exceeding 15 cm but exceeding 36 cm	0	3 114	0	37 997
48169010	Carbon paper (other than those of heading 4809), of paper, whether or not put up in boxes	112 306	182 726	225 790	366 121
48169020	Other copying or transfer papers (other than those of heading 4809), of paper, whether or not put up in boxes	0	147	0	5 068
48169030	Offset plates, of paper, whether or not put up in boxes	16	130	225	1 913
48169040	Heat transfer paper, whether or not put up in boxes	142 429	533 106	279 840	1 223 450
48169050	Paper, except self copy paper, carbon paper, other copying papers, offset plate, and heat transfer paper, in rolls of a width more than 15cm but not exceeding 36 cm	308	4 358	10 440	148 408
48169090	Paper, carbon paper and other copying or transfer papers (other than those of heading no 4809), other than HS 48162010-48169050	20 242	102 648	47 613	212 638
48171000	Envelopes	453	23 444	6 661	145 188
48172000	Letter cards, plain postcards and correspondence cards	135	395	1 457	5 220
48173000	Boxes, pouches, wallets and writing compendiums, of paper or paperboard, containing an assortment of paper stationery	75	27 311	1 159	90 809
48181000	Toilet paper	182	333	856	3 064
48182000	Handkerchiefs, cleansing or facial tissues and towels	79 747	326 808	237 119	927 738
48183010	Tablecloths	4 213	4 848	1 910	2 594
48183020	Serviettes	360	2 552	1 404	10 157
48185000	Articles of apparel and clothing accessories, of paper pulp, paper	0	457	0	11 103
48189000	Cellulose wadding or webs of cellulose fibres, of a kind used for household or sanitary purposes, in rolls of a width not exceeding 36 cm, or cut to size or shape	443 529	1 671 982	1 025 279	3 624 766
48191000	Cartons, boxes and cases of corrugated paper or paperboard	3 352 672	14 998 855	7 867 054	34 425 105
48192000	Folding cartons, boxes and cases of non-corrugated paper or paperboard	2 848 992	12 452 488	10 870 805	45 666 866
48193000	Sacks and bags having a base of a width of 40 cm or more	968 771	4 897 484	1 998 801	9 699 851
48194000	Other sacks and bags of paper, paperboard, cellulose wadding or webs of cellulose fibres, including cones	1 020 769	3 136 534	2 654 867	7 947 956
48195000	Other packing containers of paper, paperboard, cellulose wadding or webs of cellulose fibres, including record sleeves	1 511 978	5 735 459	6 365 192	25 095 482
48196000	Box files, letter trays, storage boxes and similar articles, of a kind used in offices, shops or the like	21 754	157 780	78 355	456 734
48201000	Registers, account books, note books, order books, receipt books, letter pads, memorandum pads, diaries and similar articles	230 920	898 587	765 342	3 209 173
48202000	Exercise books	4 096	25 783	16 567	92 190
48203000	Binders (other than book covers), folders and file covers	2 074	25 574	13 476	80 795
48204000	Manifold business forms and interleaved carbon sets	38	691	72	1 333
48205000	Albums for samples or for collections of paper or paperboard	12 505	27 325	31 736	104 318
48209000	Other articles of stationery of paper or paperboard	23 445	178 460	47 518	533 273

https://www.bps.go.id

I.3. IMPOR MENURUT KOMODITI / IMPORT BY HS COMMODITY
***** APRIL/*APRIL 2022* *****

H S	Uraian Komoditi/*Commodity Description*	Berat bersih/*Net weight* (Kg)		Nilai/*Value CIF* (US$)	
		Bulan ini *Current month*	Kumulatif *Cum. Jan. to date*	Bulan ini *Current month*	Kumulatif *Cum. Jan. to date*
48211010	Labels of a kind used for jewellery, including objects of personal adornment or articles of personal use normally carried in the pocket, in the handbag or on the person; printed	58 460	258 580	1 044 923	4 521 652
48211090	Other than labels of a kind used for jewellery, including objects of personal adornment or articles of personal use normally carried in the pocket, in the handbag or on the person; printed	951 148	3 542 598	8 285 217	35 563 958
48219010	Labels of a kind used for jewellery, including objects of personal adornment or articles of personal use normally carried in the pocket, in the handbag or on the person; not printed	104 073	117 861	158 184	548 919
48219090	Other than labels of a kind used for jewellery, including objects of personal adornment or articles of personal use normally carried in the pocket, in the handbag or on the person; not printed	432 051	2 080 672	2 133 015	9 042 007
48221010	Bobbins, spools, cops and similar supports of paper pulp, paper or paperboard (whether or not perforated or hardened); of a kind used for winding textile yarn; cones	0	77	0	2 620
48221090	Bobbins, spools, cops and similar supports of paper pulp, paper or paperboard (whether or not perforated or hardened); of a kind used for winding textile yarn; other than cones	59	88 235	1 040	96 627
48229010	Bobbins, spools, cops and similar supports of paper pulp, paper or paperboard (whether or not perforated or hardened); other than of a kind used for winding textile yarn; cones	28 863	79 041	116 357	309 979
48229090	Bobbins, spools, cops and similar supports of paper pulp, paper or paperboard (whether or not perforated or hardened); other than of a kind used for winding textile yarn; other than cones	181 585	1 109 654	200 810	1 078 454
48232010	Filter paper and paperboard in strips, rolls or sheets	273 338	1 118 209	1 278 940	6 013 835
48232090	Filter paper and paperboard, other than in strips, rolls or sheets	73 091	400 608	226 289	1 266 044
48234021	Rolls, sheets and dials, printed for self-recording apparatus for electromedical apparatus; cardiograph recording paper	8 013	25 415	59 053	110 045
48234029	Rolls, sheets and dials, printed for self-recording apparatus for electromedical apparatus; other than cardiograph recording paper	6	254	12	3 769
48234090	Rolls, sheets and dials, printed for self-recording apparatus, other than for electromedical apparatus	36 839	174 219	139 576	511 902
48236900	Trays, dishes, plates, cups and the like, of paper or paperboard, other than of bamboo	180 627	740 423	676 520	2 637 368
48237000	Moulded or pressed articles of paper pulp	219 203	690 252	403 433	1 301 793
48239010	Cocooning frames for silk-worms	10 043	10 517	38 746	64 013
48239020	Display cards of a kind used for jewellery, including objects of personal adornment or articles of personal use normally carried in the pocket, in the handbag or on the person	0	11 567	0	42 009
48239030	Die-cut polyethylene coated paperboard of a kind used for the manufacture of paper cups	156 284	423 741	254 617	738 890
48239040	Paper tube sets of a kind used for the manufacture of fireworks	0	2	0	67
48239059	Kraft paper, in rolls of a width of 209 mm, of a kind used as wrapper for dynamite sticks; weighing more than 150 g/m2	10 216	75 776	36 075	258 935
48239060	Punched jacquard cards	61	239	779	2 328
48239070	Fans and handscreens	66 225	170 373	130 363	288 703
48239091	Silicone paper	4 252	37 740	47 706	121 151
48239092	Joss paper	103 937	526 282	146 640	892 401
48239094	Cellulose wadding and webs of cellulose fibres, coloured or marbled throughout the mass	196	6 933	5 487	90 122
48239095	Floor coverings	0	1 062	0	2 566
48239096	Other than kraft paper in rolls of a width of 209 mm of a kind used as wrapper for dynamite sticks, cut to shape other than rectangular or square	12 005	26 409	20 003	59 983
48239099	Other articles of paper pulp, paper, paperboard, cellulose wadding or webs of cellulose fibres; n.e.c. in heading 4823	237 525	1 339 253	915 569	4 563 577
49011000	Printed books, brochures, leaflets and similar printed matter in single sheets, whether or not folded	59 203	225 465	327 458	1 214 860
49019100	Dictionaries and encyclopaedias, and serial instalments thereof	767	1 031	873	5 064
49019910	Educational, technical, scientific, historical or cultural books	176 743	658 989	1 473 886	4 078 492

https://www.bps.go.id

I.3. IMPOR MENURUT KOMODITI / IMPORT BY HS COMMODITY
***** APRIL/*APRIL 2022* *****

H S	Uraian Komoditi/*Commodity Description*	Berat bersih/*Net weight* (Kg)		Nilai/*Value CIF* (US$)	
		Bulan ini *Current month*	Kumulatif *Cum. Jan. to date*	Bulan ini *Current month*	Kumulatif *Cum. Jan. to date*
49019990	Printed books, brochures, leaflets and similar printed matter not in single sheets, whether or not folded; other than educational, technical, scientific, historical or cultural books	351 328	1 040 158	3 817 491	9 961 976
49021000	Newspapers, journals and periodicals, whether or not illustrated or containing advertising material; appearing at least four times a week	241	1 132	1 629	9 324
49029010	Educational, technical, scientific, historical or cultural journals and periodicals	106	661	1 616	11 355
49029090	Newspapers, journals and periodicals, whether or not illustrated or containing advertising material; other than educational, technical, scientific, historical or cultural journals and periodicals	244 773	1 155 163	88 920	433 733
49030000	Children's picture, drawing or colouring books	73 829	323 161	417 141	1 874 971
49040000	Music, printed or in manuscript, whether or not bound or illustrated	1 044	6 602	14 083	208 184
49052000	Maps and hydrographic or similar charts of all kinds, including atlases, wall maps, topographical plans and globes, printed; in book form	5	25 171	66	6 102
49059000	Maps and hydrographic or similar charts of all kinds, including atlases, wall maps, topographical plans and globes, printed; other than in book form	1 833	17 486	19 775	59 618
49060000	Plans&drawings for architect,engineer,industry,commercial,topograph/similar purpose,being original hand-drawn;hand-written text;photographic reproduction on sensitised paper&carbon copy of foregoing	4 264	20 487	77 623	364 575
49070010	Banknotes, being legal tender	0	8	0	1 054
49070021	Unused postage stamps	2	5	111	377
49070029	Unused revenue or similar stamps	2 400	11 690	340 038	1 547 566
49070060	Stock, share or bond certificates and similar documents of title	38	897	211	15 941
49070090	Stamp-impressed paper; n.e.c. in heading 4907	33 884	69 922	210 832	516 027
49081000	Transfers (decalcomanias), vitrifiable	37 689	123 737	1 049 939	3 931 385
49089000	Transfers (decalcomanias), not vitrifiable	70 316	408 563	3 334 378	13 172 216
49090000	Printed or illustrated postcards; printed cards bearing personal greetings, messages or announcements, whether or not illustrated, with or without envelopes or trimmings	6 761	24 610	75 036	157 570
49100000	Calendars of any kind, printed, including calendar blocks	1 194	21 033	4 811	64 044
49111010	Trade advertising material, commercial catalogues and the like; catalogues listing only educational, technical, scientific, historical or cultural books and publications	120 582	358 187	265 342	829 266
49111090	Trade advertising material, commercial catalogues and the like; other than catalogues listing only educational, technical, scientific, historical or cultural books and publications	74 007	496 436	784 490	3 988 392
49119110	Designs	34 199	86 259	247 148	684 783
49119121	Pictures and photographs of a kind to be mounted for instructional purposes; anatomical and botanical	0	21	0	655
49119129	Pictures and photographs of a kind to be mounted for instructional purposes; other than anatomical and botanical	804	5 954	12 939	99 877
49119191	Pictures and photographs, other than of a kind to be mounted for instructional purposes; anatomical and botanical	0	15	0	207
49119199	Pictures and photographs, other than of a kind to be mounted for instructional purposes; other than anatomical and botanical	2 609	12 602	39 649	164 547
49119910	Printed cards for jewellery or for small objects of personal adornment or articles of personal use normally carried in the pocket, handbag or on the person	220	2 035	1 318	64 196
49119920	Printed labels for explosives other than those of heading 4821	509	789	7 076	8 607
49119930	Educational, technical, scientific, historical or cultural material printed on a set of cards	195	2 620	2 763	200 225
49119940	Printed matter which grants the right to access,install,reproduce/otherwise use software(games),data,internet content(in-game/in-app content)/services,or telecommunications services(mobile services)	1 547	1 547	18 156	18 156

https://www.bps.go.id

I.3. IMPOR MENURUT KOMODITI / IMPORT BY HS COMMODITY
***** APRIL/*APRIL 2022* *****

H S	Uraian Komoditi/*Commodity Description*	Berat bersih/*Net weight* (Kg)		Nilai/*Value CIF* (US$)	
		Bulan ini *Current month*	Kumulatif *Cum. Jan. to date*	Bulan ini *Current month*	Kumulatif *Cum. Jan. to date*
49119990	Printed matter, other than trade advertising material, commercial catalogues and the like; other than pictures, designs and photographs, n.e.c. in heading 4911	903 565	3 054 403	6 783 036	23 951 683
50040000	Silk yarn (other than yarn spun from silk waste) not put up for retail sale	19	9 555	267	46 074
50050000	Yarn spun from silk waste, not put up for retail sale	10 000	10 001	432 700	432 701
50060000	Silk yarn and yarn spun from silk waste, put up for retail sale; silk-worm gut	210	15 417	294	34 091
50071020	Woven fabrics of noil silk, unbleached or bleached	5	5	330	330
50071030	Woven fabrics of noil silk, printed by the traditional batik process	0	3	0	11
50071090	Woven fabrics of noil silk, other than unbleached or bleached, other than printed by the traditional batik process	1	61	25	1 277
50072020	Woven fabrics containing 85 % or more by weight of silk or of silk waste other than noil silk, unbleached or bleached	37	257	1 541	16 999
50072030	Woven fabrics, containing 85 % or more by weight of silk or of silk waste other than noil silk, printed by the traditional batik process	0	14	0	30
50072090	Woven fabrics, containing 85 % or more by weight of silk or of silk waste other than noil silk, other than unbleached or bleached, other than printed by the traditional batik process	443	12 862	10 642	239 116
50079020	Woven fabrics, containing less than 85 % by weight of silk or of silk waste other than noil silk, unbleached or bleached	0	931	0	20 375
50079030	Woven fabrics, containing less than 85 % by weight of silk or of silk waste other than noil silk, printed by the traditional batik process	2	7	227	667
50079090	Woven fabrics, containing less than 85 % by weight of silk or of silk waste other than noil silk, other than unbleached or bleached, other than printed by the traditional batik process	41	404	7 006	11 912
51011900	Wool, not carded or combed, greasy, including fleece-washed wool, other than shorn wool	0	7	0	10
51012900	Wool not carded or combed, degreased, not carbonised, other than shorn wool	490	2 733	5 467	30 305
51021100	Fine animal hair of kashmir (cashmere) goats, not carded or combed	61	117	879	1 249
51052900	Wool tops and other combed wool; other than combed wool in fragments	54 858	183 244	506 197	1 816 216
51053100	Fine animal hair of kashmir (cashmere) goats, carded or combed	0	64	0	12 548
51053900	Fine animal hair other than of kashmir (cashmere) goats, carded or combed	5	5	3	3
51061000	Yarn of carded wool, not put up for retail sale, containing 85 % or more by weight of wool	1 125	17 186	33 430	293 887
51062000	Yarn of carded wool, not put up for retail sale, containing less than 85 % by weight of wool	21 956	54 869	58 948	322 544
51071000	Yarn of combed wool, not put up for retail sale, containing 85 % or more by weight of wool	9 433	13 227	140 363	188 076
51072000	Yarn of combed wool, not put up for retail sale, containing less than 85 % by weight of wool	2 603	34 879	40 117	292 184
51091000	Yarn of wool or of fine animal hair, put up for retail sale; containing 85 % or more by weight of wool or of fine animal hair	423	1 628	1 404	7 185
51099000	Yarn of wool or of fine animal hair, put up for retail sale; containing less than 85 % by weight of wool or of fine animal hair	2	7 954	57	18 622
51111100	Woven fabrics of carded wool or of carded fine animal hair; containing 85 % or more by weight of wool or of fine animal hair; of a weight not exceeding 300 g/m2	136	9 902	24 110	293 761
51111900	Woven fabrics of carded wool or of carded fine animal hair; containing 85 % or more by weight of wool or of fine animal hair; of a weight exceeding 300 g/m2	4 985	9 085	174 994	236 913
51112000	Woven fabrics of carded wool or of carded fine animal hair; containing less than 85 % by weight of wool or of fine animal hair; mixed mainly or solely with man-made filaments	1 035	1 037	44 272	44 282

https://www.bps.go.id

I.3. IMPOR MENURUT KOMODITI / IMPORT BY HS COMMODITY
*** APRIL/*APRIL 2022* ***

H S	Uraian Komoditi/*Commodity Description*	Berat bersih/*Net weight* (Kg)		Nilai/*Value CIF* (US$)	
		Bulan ini *Current month*	Kumulatif *Cum. Jan. to date*	Bulan ini *Current month*	Kumulatif *Cum. Jan. to date*
51113000	Woven fabrics of carded wool or of carded fine animal hair; containing less than 85 % by weight of wool or of fine animal hair; mixed mainly or solely with man-made staple fibres	3 688	5 844	101 150	143 805
51119000	Woven fabrics of carded wool or of carded fine animal hair; containing < 85 % by weight of wool or of fine animal hair; oth than mixed mainly/solely with man-made filaments/with man-made staple fibres	1 599	4 802	98 513	165 853
51121110	Woven fabrics of combed wool or of combed fine animal hair; containing 85 % or more by weight of wool or of fine animal hair; of a weight ≤ 200 g/m2; printed by the traditional batik process	3 670	3 670	285 907	285 907
51121190	Woven fabrics of combed wool or of combed fine animal hair; containing 85 % or more by weight of wool or of fine animal hair; of a weight ≤ 200 g/m2; oth than printed by the traditional batik process	10 252	74 054	655 383	3 714 938
51121910	Woven fabrics of combed wool or of combed fine animal hair; containing 85 % or more by weight of wool or of fine animal hair; of a weight > 200 g/m2; printed by the traditional batik process	0	31	0	962
51121990	Woven fabrics of combed wool or of combed fine animal hair; containing 85 % or more by weight of wool or of fine animal hair; of a weight > 200 g/m2; oth than printed by the traditional batik process	48 004	257 027	1 694 000	9 256 577
51122000	Woven fabrics of combed wool or of combed fine animal hair; containing < 85 % by weight of wool or of fine animal hair; mixed mainly or solely with man-made filaments	17 342	103 433	606 769	4 060 234
51123000	Woven fabrics of combed wool or of combed fine animal hair; containing < 85 % by weight of wool or of fine animal hair; mixed mainly or solely with man-made staple fibres	42 958	138 630	1 235 230	4 104 357
51129000	Woven fabrics of combed wool/of combed fine animal hair;containing<85 % by weight of wool or of fine animal hair;oth than mixed mainly or solely with man-made staple fibres/with man-made staple fibres	16 038	112 535	575 856	4 215 747
51130000	Woven fabrics of coarse animal hair or of horsehair	2	2	5	5
52010000	Cotton, not carded or combed	36 393 725	189 939 729	97 787 424	460 993 278
52021000	Cotton yarn waste (including thread waste)	164 347	400 289	361 563	583 235
52029900	Cotton waste, other than yarn waste, other than garnetted stock	354 435	748 990	442 029	868 026
52030000	Cotton, carded or combed	51 589	418 162	290 227	1 568 716
52041110	Cotton sewing thread; not put up for retail sale; containing 85 % or more by weight of cotton; unbleached	1 932	7 430	12 389	41 155
52041190	Cotton sewing thread; not put up for retail sale; containing 85 % or more by weight of cotton; other than unbleached	3 214	25 587	61 862	224 072
52041900	Cotton sewing thread; not put up for retail sale; containing less than 85 % by weight of cotton	14 612	65 766	137 858	628 972
52042000	Cotton sewing thread; put up for retail sale	143	7 530	2 112	22 042
52051100	Single yarn, of uncombed fibres; measuring 714.29 decitex or more (not exceeding 14 metric number)	99 036	701 422	300 304	2 986 197
52051200	Single yarn, of uncombed fibres; measuring less than 714.29 decitex but not less than 232.56 decitex (exceeding 14 metric number but not exceeding 43 metric number)	328 923	1 316 803	1 246 623	4 404 694
52051300	Single yarn, of uncombed fibres; measuring less than 232.56 decitex but not less than 192.31 decitex (exceeding 43 metric number but not exceeding 52 metric number)	0	7 750	0	39 603
52051400	Single yarn, of uncombed fibres; measuring less than 192.31 decitex but not less than 125 decitex (exceeding 52 metric number but not exceeding 80 metric number)	6 992	35 405	39 366	198 582
52052100	Single yarn, of combed fibres; measuring 714.29 decitex or more (not exceeding 14 metric number)	20 634	120 977	124 825	692 209
52052200	Single yarn, of combed fibres; measuring less than 714.29 decitex but not less than 232.56 decitex (exceeding 14 metric number but not exceeding 43 metric number)	45 985	658 167	437 901	3 924 449
52052300	Single yarn, of combed fibres; measuring less than 232.56 decitex but not less than 192.31 decitex (exceeding 43 metric number but not exceeding 52 metric number)	140 483	1 649 939	891 812	9 330 586

https://www.bps.go.id

I.3. IMPOR MENURUT KOMODITI / IMPORT BY HS COMMODITY
***** APRIL/*APRIL 2022* *****

H S	Uraian Komoditi/*Commodity Description*	Berat bersih/*Net weight* (Kg)		Nilai/*Value CIF* (US$)	
		Bulan ini *Current month*	Kumulatif *Cum. Jan. to date*	Bulan ini *Current month*	Kumulatif *Cum. Jan. to date*
52052400	Single yarn, of combed fibres; measuring less than 192.31 decitex but not less than 125 decitex (exceeding 52 metric number but not exceeding 80 metric number)	168 277	699 827	987 367	4 223 633
52052600	Single yarn, of combed fibres; measuring less than 125 decitex (exceeding 80 metric number)	0	42 434	0	403 719
52052700	Single yarn, of combed fibres; measuring less than 106.38 decitex but not less than 83.33 decitex (exceeding 94 metric number but not exceeding 120 metric number)	7 031	49 227	71 784	478 976
52053100	Multiple (folded) or cabled yarn, of uncombed fibres; measuring per single yarn 714.29 decitex or more (not exceeding 14 metric number per single yarn)	0	10	0	49
52053200	Multiple (folded)/ cabled yarn, of uncombed fibres; measuring per single yarn < 714.29 decitex but ≥ 232.56 decitex (exceeding 14 metric number but not exceeding 43 metric number per single yarn)	520	45 850	3 252	290 109
52053300	Multiple (folded)/ cabled yarn, of uncombed fibres; measuring per single yarn < 232.56 decitex but ≥ 192.31 decitex (exceeding 43 metric number but not exceeding 52 metric number per single yarn)	26	26	332	332
52054200	Multiple (folded) or cabled yarn, of combed fibres; measuring per single yarn < 714.29 decitex but ≥ 232.56 decitex (exceeding 14 metric number but not exceeding 43 metric number per single yarn)	51 035	185 417	349 798	1 295 673
52054300	Multiple (folded) or cabled yarn, of combed fibres; measuring per single yarn < 232.56 decitex but ≥ 192.31 decitex (exceeding 43 metric number but not exceeding 52 metric number per single yarn)	1 529	8 032	14 316	60 493
52054400	Multiple (folded)/ cabled yarn, of combed fibres; measuring per single yarn < 192.31 decitex but ≥ 125 decitex (exceeding 52 metric number but not exceeding 80 metric number per single yarn)	9 680	17 780	70 276	200 458
52054600	Multiple (folded) or cabled yarn, of combed fibres; measuring per single yarn < 125 decitex but ≥ 106.38 decitex (> 80 metric number but ≤ 94 metric number per single yarn)	0	2 220	0	23 090
52054700	Multiple (folded) or cabled yarn, of combed fibres; measuring per single yarn < 106.38 decitex but ≥ 83.33 decitex (> 94 metric number but ≤ 120 metric number per single yarn)	13 299	76 833	130 475	690 955
52054800	Multiple (folded) or cabled yarn, of combed fibres; measuring per single yarn less than 83.33 decitex (exceeding 120 metric number per single yarn)	34 316	193 814	492 183	1 935 808
52061100	Single yarn, of uncombed fibres; measuring 714.29 decitex or more (not exceeding 14 metric number)	308 770	1 406 547	525 972	4 382 918
52061200	Single yarn, of uncombed fibres; measuring less than 714.29 decitex but not less than 232.56 decitex (exceeding 14 metric number but not exceeding 43 metric number)	164 120	601 874	300 585	1 359 248
52061300	Single yarn, of uncombed fibres; measuring less than 232.56 decitex but not less than 192.31 decitex (exceeding 43 metric number but not exceeding 52 metric number)	26 488	412 703	103 366	1 431 087
52062100	Single yarn, of combed fibres; measuring 714.29 decitex or more (not exceeding 14 metric number)	112 690	213 665	475 805	886 748
52062200	Single yarn, of combed fibres; measuring less than 714.29 decitex but not less than 232.56 decitex (exceeding 14 metric number but not exceeding 43 metric number)	10 068	39 024	63 622	261 310
52062300	Single yarn, of combed fibres; measuring less than 232.56 decitex but not less than 192.31 decitex (exceeding 43 metric number but not exceeding 52 metric number)	568 595	3 725 389	2 558 724	16 069 052
52062400	Single yarn, of combed fibres; measuring less than 192.31 decitex but not less than 125 decitex (exceeding 52 metric number but not exceeding 80 metric number)	88 658	484 564	441 876	2 407 312
52063100	Multiple (folded) or cabled yarn, of uncombed fibres; measuring per single yarn 714.29 decitex or more (not exceeding 14 metric number per single yarn)	0	35	0	1 031

https://www.bps.go.id

I.3. IMPOR MENURUT KOMODITI / IMPORT BY HS COMMODITY
***** APRIL/*APRIL 2022* *****

H S	Uraian Komoditi/*Commodity Description*	Berat bersih/*Net weight* (Kg)		Nilai/*Value CIF* (US$)	
		Bulan ini *Current month*	Kumulatif *Cum. Jan. to date*	Bulan ini *Current month*	Kumulatif *Cum. Jan. to date*
52063200	Multiple (folded) or cabled yarn, of uncombed fibres; measuring per single yarn< 714.29 decitex but ≥ 232.56 decitex (exceeding 14 metric number but not exceeding 43 metric number per single yarn)	28 891	440 347	189 412	3 010 944
52063300	Multiple (folded) or cabled yarn, of uncombed fibres; measuring per single yarn < 232.56 decitex but ≥ 192.31 decitex (exceeding 43 metric number but not exceeding 52 metric number per single yarn)	0	30	0	122
52064200	Multiple (folded) or cabled yarn, of combed fibres; measuring per single yarn < 714.29 decitex but ≥ 232.56 decitex (exceeding 14 metric number but not exceeding 43 metric number per single yarn)	3 000	231 388	21 376	1 569 975
52064300	Multiple (folded) or cabled yarn, of combed fibres; measuring per single yarn < 232.56 decitex but ≥ 192.31 decitex (exceeding 43 metric number but not exceeding 52 metric number per single yarn)	509	3 830	3 764	19 327
52071000	Cotton yarn (other than sewing thread) put up for retail sale; containing 85% or more by weight of cotton	291	9 651	1 734	67 285
52079000	Cotton yarn (other than sewing thread) put up for retail sale; containing less than 85% by weight of cotton	23 641	242 600	712 606	3 572 776
52081100	Plain weave, weighing not more than 100 g/m2; unbleached; containing 85 % or more by weight of cotton	28 012	216 532	342 225	3 045 417
52081200	Plain weave, weighing more than 100 g/m2; unbleached; containing 85 % or more by weight of cotton	94 224	356 091	863 384	2 837 731
52081300	3-thread or 4-thread twill, including cross twill; unbleached; containing 85 % or more by weight of cotton	1	3 598	6	39 223
52081900	Woven fabrics of cotton, containing 85 % or more by weight of cotton; unbleached; other than those of subheading 520811-520813	469 975	2 060 169	5 079 882	24 260 815
52082100	Plain weave, weighing not more than 100 g/m2; bleached; containing 85 % or more by weight of cotton	2 401	37 324	29 987	524 993
52082200	Plain weave, weighing more than 100 g/m2; bleached; containing 85 % or more by weight of cotton	90 720	390 196	1 081 226	4 361 790
52082300	3-thread or 4-thread twill, including cross twill; bleached; containing 85 % or more by weight of cotton	13 483	102 602	234 486	1 776 935
52082900	Woven fabrics of cotton, containing 85 % or more by weight of cotton; bleached; other than those of subheading 520821-520823	148 332	923 173	1 362 414	7 468 090
52083110	Voile; plain weave, weighing not more than 100 g/m2; dyed; containing 85 % or more by weight of cotton	500	4 706	4 590	129 703
52083190	Other than voile; plain weave, weighing not more than 100 g/m2; dyed; containing 85 % or more by weight of cotton	57 082	251 570	555 213	2 237 701
52083200	Plain weave, weighing more than 100 g/m2; dyed; containing 85 % or more by weight of cotton	76 937	505 390	1 274 922	7 923 516
52083300	3-thread or 4-thread twill, including cross twill; dyed; containing 85 % or more by weight of cotton	756 894	4 934 142	2 471 841	15 648 376
52083900	Woven fabrics of cotton, containing 85 % or more by weight of cotton; dyed; other than those of subheading 520831-520839	206 117	902 434	2 403 318	9 117 791
52084110	Ikat fabric; plain weave, weighing not more than 100 g/m2; of yarn of different colour; containing 85 % or more by weight of cotton	0	348	0	6 125
52084190	Other than ikat fabric; plain weave, weighing not more than 100 g/m2; of yarn of different colour; containing 85 % or more by weight of cotton	75 845	314 618	1 269 719	5 788 053
52084210	Ikat fabric; plain weave, weighing more than 100 g/m2; of yarn of different colour; containing 85 % or more by weight of cotton	4 060	12 621	98 177	217 084
52084290	Other than ikat fabric; plain weave, weighing more than 100 g/m2; of yarn of different colour; containing 85 % or more by weight of cotton	473 318	1 379 227	4 991 514	16 029 983
52084300	3-thread or 4-thread twill, including cross twill; plain weave, weighing more than 100 g/m2; of yarn of different colour; containing 85 % or more by weight of cotton	566 287	1 327 651	5 063 563	14 226 589

https://www.bps.go.id

I.3. IMPOR MENURUT KOMODITI / IMPORT BY HS COMMODITY
*** APRIL/*APRIL 2022* ***

H S	Uraian Komoditi/*Commodity Description*	Berat bersih/*Net weight* (Kg)		Nilai/*Value CIF* (US$)	
		Bulan ini *Current month*	Kumulatif *Cum. Jan. to date*	Bulan ini *Current month*	Kumulatif *Cum. Jan. to date*
52084900	Woven fabric of cotton, containing 85% or more by weight of cotton; of yarn of different colour; other than in subheading 520841-520843	24 472	128 380	479 107	2 442 322
52085110	Plain weave, weighing not more than 100g/m2; printed by the traditional batik process; containing 85 % or more by weight of cotton	0	3 406	0	68 401
52085190	Plain weave, weighing not more than 100g/m2; printed by other than the traditional batik process; containing 85 % or more by weight of cotton	9 883	43 097	198 947	1 036 012
52085210	Plain weave, weighing more than 100g/m2; printed by the traditional batik process; containing 85 % or more by weight of cotton	7 278	16 164	183 432	368 590
52085290	Plain weave, weighing more than 100g/m2; printed by other than the traditional batik process; containing 85 % or more by weight of cotton	45 322	230 436	732 259	3 661 212
52085910	Woven fabrics; other than plain weave; printed by traditional batik process; containing 85 % or more by weight of cotton, weighing not more than 200 g/m2	6	18	174	557
52085920	Woven fabrics; other than plain weave; printed; 3-thread or 4-thread twill, including cross twill; containing 85 % or more by weight of cotton, weighing not more than 200 g/m2	151	233 647	3 778	657 880
52085990	Woven fabrics; oth than plain weave; printed by oth than traditional batik process; oth than 3-thread or 4-thread twill, including cross twill; containing ≥85% by weight of cotton, weighing < 200 g/m2	58 072	366 900	936 088	2 827 487
52091110	Duck and canvas; plain weave; unbleached; woven fabrics of cotton, containing ≥ 85 % by weight of cotton, weighing > 200 g/m2	1 870	10 646	27 862	137 649
52091190	Other than duck and canvas; plain weave; unbleached; woven fabrics of cotton, containing ≥ 85 % by weight of cotton, weighing > 200 g/m2	58 204	248 927	521 401	2 256 649
52091200	3-thread or 4-thread twill, including cross twill; unbleached; woven fabrics of cotton, containing ≥ 85 % by weight of cotton, weighing > 200 g/m2	142	141 106	883	1 054 747
52091900	Woven fabrics of cotton, containing ≥ 85 % by weight of cotton, weighing > 200 g/m2; unbleached; other than plain weave; other than 3-thread or 4-thread twill, including cross twill	189 227	841 700	2 562 741	10 630 547
52092100	Plain weave; bleached; woven fabrics of cotton, containing ≥ 85 % by weight of cotton, weighing > 200 g/m2	2 065	30 729	21 846	263 572
52092200	3-thread or 4-thread twill, including cross twill; bleached; woven fabrics of cotton, containing ≥ 85 % by weight of cotton, weighing > 200 g/m2	2 101	45 155	15 478	327 107
52092900	Woven fabrics of cotton, containing ≥ 85 % by weight of cotton, weighing > 200 g/m2; bleached; other than plain weave; other than 3-thread or 4-thread twill, including cross twill	2 845	32 647	68 854	565 354
52093100	Plain weave; dyed; woven fabrics of cotton, containing ≥ 85 % by weight of cotton, weighing > 200 g/m2	123 064	1 393 088	951 894	7 680 081
52093200	3-thread or 4-thread twill, including cross twill; dyed; woven fabrics of cotton, containing ≥ 85 % by weight of cotton, weighing > 200 g/m2	164 809	1 454 718	1 243 403	10 132 978
52093900	Woven fabrics of cotton, containing ≥ 85 % by weight of cotton, weighing > 200 g/m2; dyed; other than plain weave; other than 3-thread or 4-thread twill, including cross twill	228 388	1 337 683	2 143 291	12 123 381
52094100	Plain weave; of yarns of different colours; woven fabrics of cotton, containing ≥ 85 % by weight of cotton, weighing > 200 g/m2	475	38 636	8 633	225 650
52094200	Denim; of yarns of different colours; woven fabrics of cotton, containing ≥ 85 % by weight of cotton, weighing > 200 g/m2	114 386	1 003 504	865 420	6 949 149
52094300	Other fabrics of 3-thread or 4-thread twill, including cross twill; of yarns of different colours; woven fabrics of cotton, containing ≥ 85 % by weight of cotton, weighing > 200 g/m2	19 538	40 848	198 919	399 358

https://www.bps.go.id

I.3. IMPOR MENURUT KOMODITI / IMPORT BY HS COMMODITY
***** APRIL/*APRIL 2022* *****

H S	Uraian Komoditi/*Commodity Description*	Berat bersih/*Net weight* (Kg)		Nilai/*Value CIF* (US$)	
		Bulan ini *Current month*	Kumulatif *Cum. Jan. to date*	Bulan ini *Current month*	Kumulatif *Cum. Jan. to date*
52094900	Woven fabrics of cotton, containing ≥ 85 % by weight of cotton, weighing > 200 g/m2; of yarns of different colours; other than those of subheading 520941-520943	20 305	337 823	174 819	2 539 531
52095110	Plain weave; printed by the traditional batik process; woven fabrics of cotton, containing ≥ 85 % by weight of cotton, weighing > 200 g/m2	45	45	1 352	1 352
52095190	Plain weave; printed by other than the traditional batik process; woven fabrics of cotton, containing ≥ 85 % by weight of cotton, weighing > 200 g/m2	14 720	49 171	97 279	532 884
52095290	3-thread or 4-thread twill, including cross twill; printed by other than the traditional batik process; woven fabrics of cotton, containing ≥ 85 % by weight of cotton, weighing > 200 g/m2	26 172	35 466	178 502	259 129
52095990	Woven fabrics of cotton,contain≥ 85%by weight of cotton,weight> 200g/m2;printed by oth than the traditional batik process;oth than plain weave;oth than 3-thread or 4-thread twill,including cross twill	28	9 647	1 164	106 981
52101100	Plain weave; unbleached; woven fabrics of cotton, containing < 85 % by weight of cotton, mixed mainly or solely with man-made fibres, weighing not more than 200 g/m2	129 690	317 277	1 037 197	2 592 086
52101900	Other than plain weave; unbleached; woven fabrics of cotton, containing < 85 % by weight of cotton, mixed mainly or solely with man-made fibres, weighing not more than 200 g/m2	106 008	529 008	1 044 667	4 567 971
52102100	Plain weave; bleached; woven fabrics of cotton, containing < 85 % by weight of cotton, mixed mainly or solely with man-made fibres, weighing not more than 200 g/m2	18 737	53 224	302 671	867 172
52102900	Other than plain weave; bleached; woven fabrics of cotton, containing < 85 % by weight of cotton, mixed mainly or solely with man-made fibres, weighing not more than 200 g/m2	28 094	257 442	331 749	3 379 772
52103100	Plain weave; dyed; woven fabrics of cotton, containing < 85 % by weight of cotton, mixed mainly or solely with man-made fibres, weighing not more than 200 g/m2	88 197	397 830	1 349 349	5 728 223
52103200	3-thread or 4-thread twill, including cross twill; dyed; woven fabrics of cotton, containing < 85 % by weight of cotton, mixed mainly or solely with man-made fibres, weighing not more than 200 g/m2	23 617	155 792	294 696	1 780 494
52103900	Woven fabrics of cotton,containing<85%by weight of cotton,mixed mainly/solely with man-made fibres,weighing <200g/m2;dyed;oth than plain weave;oth than 3-thread or 4-thread twill,including cross twill	102 722	549 115	1 410 668	5 686 735
52104110	Ikat fabric; plain weave; of yarns of different colours; woven fabrics of cotton, containing < 85 % by weight of cotton, mixed mainly or solely with man-made fibres, weighing not more than 200 g/m2	8 089	33 473	92 350	500 495
52104190	Other than ikat fabric;plain weave;of yarns of different colours;woven fabrics of cotton,containing <85% by weight of cotton, mixed mainly/solely with man-made fibres, weighing not more than 200 g/m2	251 295	1 127 488	3 547 059	15 637 590
52104900	Other than plain weave; of yarns of different colours; woven fabrics of cotton, containing < 85 % by weight of cotton, mixed mainly or solely with man-made fibres, weighing not more than 200 g/m2	160 768	261 552	2 231 365	3 431 920
52105110	Plain weave; printed by the traditional batik process; woven fabrics of cotton, containing < 85 % by weight of cotton, mixed mainly or solely with man-made fibres, weighing not more than 200 g/m2	0	1 766	0	32 165
52105190	Plain weave;printed by oth than the traditional batik process;woven fabrics of cotton, containing <85% by weight of cotton, mixed mainly or solely with man-made fibres, weighing not more than 200 g/m2	38 916	181 637	615 473	3 048 539

https://www.bps.go.id

I.3. IMPOR MENURUT KOMODITI / IMPORT BY HS COMMODITY
***** APRIL/*APRIL 2022* *****

H S	Uraian Komoditi/*Commodity Description*	Berat bersih/*Net weight* (Kg)		Nilai/*Value CIF* (US$)	
		Bulan ini *Current month*	Kumulatif *Cum. Jan. to date*	Bulan ini *Current month*	Kumulatif *Cum. Jan. to date*
52105990	Other than plain weave; printed by other than the traditional batik process; woven fabrics of cotton, containing < 85% by weight of cotton, mixed mainly/solely with man-made fibres, weighing ≤200g/m2	17 191	30 588	241 033	423 888
52111100	Plain weave; unbleached; woven fabrics of cotton, containing < 85 % by weight of cotton, mixed mainly or solely with man-made fibres, weighing more than 200 g/m2	173	109 949	4 708	608 191
52111200	3-thread or 4-thread twill, including cross twill; unbleached; woven fabrics of cotton, containing < 85 % by weight of cotton, mixed mainly or solely with man-made fibres, weighing more than 200 g/m2	50 786	287 354	165 014	1 127 025
52111900	Woven fabrics of cotton,contain<85%by weight of cotton,mixed mainly/solely with man-made fibres,weight>200 g/m2;unbleached;oth than plain weave;oth than 3-thread/4-thread twill,including cross twill	13 342	85 971	226 051	1 090 301
52112000	Woven fabrics of cotton, containing less than 85 % by weight of cotton, mixed mainly or solely with man-made fibres, weighing more than 200 g/m2; bleached	2 047	79 655	28 931	854 721
52113100	Plain weave; dyed; woven fabrics of cotton, containing < 85 % by weight of cotton, mixed mainly or solely with man-made fibres, weighing more than 200 g/m2	71 078	129 870	716 753	1 496 495
52113200	3-thread or 4-thread twill, including cross twill; dyed; woven fabrics of cotton, containing < 85 % by weight of cotton, mixed mainly or solely with man-made fibres, weighing more than 200 g/m2	146 738	463 541	1 132 683	3 909 766
52113900	Woven fabrics of cotton,contain<85%by weight of cotton,mixed mainly/solely with man-made fibres,weight>200 g/m2;dyed;oth than plain weave;oth than 3-thread or 4-thread twill,including cross twill	307 639	1 090 089	2 305 972	8 330 702
52114110	Ikat fabric; plain weave; of yarns of different colours; woven fabrics of cotton, containing < 85 % by weight of cotton, mixed mainly or solely with man-made fibres, weighing more than 200 g/m2	0	28	0	5 243
52114190	Other than ikat fabric; plain weave; of yarns of different colours; woven fabrics of cotton, containing < 85 % by weight of cotton, mixed mainly or solely with man-made fibres, weighing > 200 g/m2	7 821	36 603	80 504	399 577
52114200	Denim; of yarns of different colours; woven fabrics of cotton, containing < 85 % by weight of cotton, mixed mainly or solely with man-made fibres, weighing > 200 g/m2	341 242	1 118 989	2 390 696	7 617 139
52114300	Other fabrics of 3-thread or 4-thread twill,incld cross twill;of yarns of different colours;woven fabrics of cotton,<85%by weight of cotton,mixed mainly/solely with man-made fibres, weight>200g/m2	0	17 505	0	182 415
52114900	Woven fabrics of cotton, containing < 85% by weight of cotton, mixed mainly/solely with man-made fibres, weighing more than 200g/m2; of yarns of different colours; oth than of subheading 521141-521143	24 371	52 547	308 241	696 443
52115190	Plain weave; printed by other than the traditional batik process; woven fabrics of cotton, containing < 85 % by weight of cotton, mixed mainly or solely with man-made fibres, weighing > 200 g/m2	20	1 138	199	11 844
52115210	3-thread or 4-thread twill,incld cross twil;printed by the traditional batik process;woven fabrics of cotton,contain<85% by weight of cotton,mixed mainly/solely with man-made fibres,weight>200 g/m2	85	85	806	806
52115290	3-thread or 4-thread twill,incld cross twil;printed by oth than the traditional batik process;woven fabrics of cotton,<85% by weight of cotton,mixed mainly/solely with man-made fibres,weight>200 g/m2	1 294	120 577	16 159	435 775

https://www.bps.go.id

I.3. IMPOR MENURUT KOMODITI / IMPORT BY HS COMMODITY
***** APRIL/*APRIL 2022* *****

H S	Uraian Komoditi/*Commodity Description*	Berat bersih/*Net weight* (Kg)		Nilai/*Value CIF* (US$)	
		Bulan ini *Current month*	Kumulatif *Cum. Jan. to date*	Bulan ini *Current month*	Kumulatif *Cum. Jan. to date*
52115910	Woven fabrics of cotton,containing< 85% by weight of cotton,weighing> 200g/m2; printed by the traditional batik process; oth than plain weave;oth than 3-thread or 4-thread twill, including cross twill	0	83	0	1 433
52115990	Woven fabrics of cotton,contain< 85%by weight of cotton,weight> 200g/m2;printed by oth than the traditional batik process;oth than plain weave;oth than 3-thread or 4-thread twill,including cross twill	27	13 916	279	147 967
52121100	Woven fabrics of cotton; weighing not more than 200 g/m2; unbleached	6 632	21 159	105 967	253 401
52121200	Woven fabrics of cotton; weighing not more than 200 g/m2; bleached	107	1 247	3 820	30 468
52121300	Woven fabrics of cotton; weighing not more than 200 g/m2; dyed	3	1 839	86	29 399
52121400	Woven fabrics of cotton; weighing not more than 200 g/m2; of yarns of different colours	2 227	12 598	41 930	214 860
52121590	Woven fabrics of cotton; weighing not more than 200 g/m2; printed by other than the traditional batik process	10 562	53 951	27 178	507 889
52122100	Woven fabrics of cotton; weighing more than 200 g/m2; unbleached	453	2 774	5 680	43 407
52122200	Woven fabrics of cotton; weighing more than 200 g/m2; bleached	0	26	0	119
52122300	Woven fabrics of cotton; weighing more than 200 g/m2; dyed	69	16 190	75	176 724
52122400	Woven fabrics of cotton; weighing more than 200 g/m2; of yarns of different colours	0	3 296	0	74 255
52122590	Woven fabrics of cotton; weighing more than 200 g/m2; printed by other than the traditional batik process	16	3 180	52	68 109
53012900	Flax, hackled or otherwise processed, but not spun	0	28 366	0	128 360
53021000	True hemp (Cannabis sativa L.), raw or retted but not spun	0	4 295	0	33 345
53031000	Jute and other textile bast fibres (excluding flax, true hemp and ramie), raw or processed but not spun	271 000	1 190 000	425 530	1 815 908
53050010	Sisal and other textile fibres of the genus Agave; tow and waste of these fibres (including yarn waste and garnetted stock)	78 000	786 000	117 000	1 234 905
53050021	Coconut fibres, raw but not spun	7 174	109 274	12 336	77 531
53050022	Coconut fibres, processed but not spun	0	5	0	32
53050023	Abaca fibres, raw or processed but not spun	10 538	22 827	4 297	11 830
53061000	Single flax yarn	56	5 589	552	54 935
53062000	Multiple (folded) or cabled flax yarn	18	73	785	1 711
53071000	Single yarn of jute or of other textile bast of heading 5303	26 137	172 571	57 894	340 733
53072000	Multiple (folded) or cabled of jute or other fibres bast fibres of heading 5303	1 249 122	2 717 707	1 883 815	4 070 330
53081000	Coir yarn	2	4	2	48
53082000	True hemp yarn	100	100	784	784
53089010	Paper yarn	10 538	32 762	30 682	130 197
53089090	Yarn of other vegetable textile fibres; other than coir yarn; other than true hemp yarn; other than paper yarn	10	25 352	235	113 726
53091100	Woven fabrics of flax; containing 85 % or more by weight of flax; unbleached or bleached	584	29 441	12 899	534 193
53091900	Woven fabrics of flax; containing 85 % or more by weight of flax; other than unbleached or bleached	41 415	433 887	1 103 409	10 872 584
53092100	Woven fabrics of flax; containing less than 85 % by weight of flax; unbleached or bleached	260	14 138	8 254	184 389
53092900	Woven fabrics of flax; containing less than 85 % by weight of flax; other than unbleached or bleached	2 292	778 594	61 182	9 993 857
53101010	Woven fabrics of jute or of other textile bast fibres of heading 5303; unbleached; plain	47 922	75 642	97 875	158 838
53101090	Woven fabrics of jute or of other textile bast fibres of heading 5303; unbleached; other than plain	0	57	0	608
53109000	Woven fabrics of jute or of other textile bast fibres of heading 5303; other than unbleached	1	3	32	185
53110010	Woven fabrics of other vegetable textile fibres; woven fabrics of paper yarn; printed by the traditional batik process	0	2	0	39

https://www.bps.go.id

I.3. IMPOR MENURUT KOMODITI / IMPORT BY HS COMMODITY
***** APRIL/*APRIL 2022* *****

H S	Uraian Komoditi/*Commodity Description*	Berat bersih/*Net weight* (Kg)		Nilai/*Value CIF* (US$)	
		Bulan ini *Current month*	Kumulatif *Cum. Jan. to date*	Bulan ini *Current month*	Kumulatif *Cum. Jan. to date*
53110090	Woven fabrics of other vegetable textile fibres; woven fabrics of paper yarn; other than printed by the traditional batik process; other than burlap of abaca	1 688	21 694	46 189	485 407
54011010	Sewing thread of man-made filaments of synthetic filaments; put up for retail sale	25 808	119 294	516 093	1 657 144
54011090	Sewing thread of man-made filaments of synthetic filaments; not put up for retail sale	147 414	529 178	1 225 523	5 209 359
54012010	Sewing thread of man-made filaments of artificial filaments; put up for retail sale	5 625	22 225	51 677	174 339
54012090	Sewing thread of man-made filaments of artificial filaments; not put up for retail sale	61 550	248 135	447 780	2 177 953
54021100	Synthetic filament yarn, not put up for retail sale; high tenacity yarn of nylon or other polyamides, whether or not textured; of aramids	107 199	625 909	2 334 209	9 220 023
54021900	Synthetic filament yarn, not put up for retail sale; high tenacity yarn of nylon or other polyamides, whether or not textured; other than of aramids	1 021 240	3 677 445	6 186 773	22 959 290
54022000	Synthetic filament yarn, not put up for retail sale; high tenacity yarn of polyesters, whether or not textured	828 946	4 266 156	1 936 350	9 269 524
54023100	Synthetic filament yarn, not put up for retail sale; textured yarn of nylon or other polyamides, measuring per single yarn not more than 50 tex	187 645	672 076	763 898	2 846 953
54023200	Synthetic filament yarn, not put up for retail sale; textured yarn of nylon or other polyamides, measuring per single yarn more than 50 tex	41 887	141 942	225 216	803 091
54023310	Synthetic filament yarn, not put up for retail sale; textured yarn of polyesters, of a colour other than white	496 661	496 661	897 519	897 519
54023390	Synthetic filament yarn, not put up for retail sale; textured yarn of polyesters, of a colour white	5 022 288	24 289 384	9 775 814	46 374 613
54023400	Synthetic filament yarn, not put up for retail sale; textured yarn of polypropylene	77 663	340 271	209 467	969 168
54023900	Synthetic filament yarn, not put up for retail sale; textured yarn; other than of nylon or other polyamides; other than of polyesters; other than of polypropylene	92 408	520 958	396 283	2 227 461
54024410	Synthetic filament yarn, not put up for retail sale; single, untwisted or with a twist not exceeding 50 turns per metre; elastomeric; of polyesters	10 440	55 092	88 664	429 414
54024420	Synthetic filament yarn, not put up for retail sale; single, untwisted or with a twist not exceeding 50 turns per metre; elastomeric; of polypropylene	8 342	10 797	27 990	45 645
54024490	Synthetic filament yarn, not put up for retail sale; single, untwisted or with a twist not exceeding 50 turns per metre; elastomeric; oth than of polyesters and polypropylene	722 414	2 963 595	7 514 185	31 143 133
54024500	Synthetic filament yarn, not put up for retail sale; single, untwisted or with a twist not exceeding 50 turns per metre; other than elastomeric; of nylon or other polyamides	249 470	1 010 606	1 297 498	4 702 216
54024610	Synthetic filament yarn, not put up for retail sale; single, untwisted or with a twist < 50 turns per metre;other than elastomeric; of polyesters, partially oriented;of a colour oth than white	222 120	222 120	302 251	302 251
54024690	Synthetic filament yarn, not put up for retail sale; single, untwisted or with a twist < 50 turns per metre; other than elastomeric; of polyesters, partially oriented; of a colour white	2 219 448	17 360 755	2 952 386	21 705 343
54024710	Synthetic filament yarn, not put up for retail sale; single, untwisted or with a twist not exceeding 50 turns per metre; other than elastomeric; of polyesters; of a colour other than white	56 231	56 231	130 659	130 659
54024790	Synthetic filament yarn, not put up for retail sale; single, untwisted or with a twist not exceeding 50 turns per metre; other than elastomeric; of polyesters; of a colour white	2 710 865	9 712 776	4 736 273	17 262 268
54024800	Synthetic filament yarn, not put up for retail sale; single, untwisted or with a twist not exceeding 50 turns per metre; other than elastomeric; of polypropylene	182 434	755 679	232 612	819 372

https://www.bps.go.id

I.3. IMPOR MENURUT KOMODITI / IMPORT BY HS COMMODITY
***** APRIL/*APRIL 2022* *****

H S	Uraian Komoditi/*Commodity Description*	Berat bersih/*Net weight* (Kg)		Nilai/*Value CIF* (US$)	
		Bulan ini *Current month*	Kumulatif *Cum. Jan. to date*	Bulan ini *Current month*	Kumulatif *Cum. Jan. to date*
54024900	Synthetic filament yarn, not put up for retail sale; single, untwisted or with a twist < 50 turns per metre; oth than elastomeric; oth than of nylon or other polyamides, polyesters, polypropylene	180 910	1 454 289	1 632 126	11 986 412
54025100	Synthetic filament yarn, not put up for retail sale; single, with a twist exceeding 50 turns per metre; of nylon or other polyamides	3 861	13 777	38 700	225 608
54025200	Synthetic filament yarn, not put up for retail sale; single, with a twist exceeding 50 turns per metre; of polyesters	63 889	662 651	223 585	2 013 178
54025300	Synthetic filament yarn, not put up for retail sale; single, with a twist exceeding 50 turns per metre; of polypropylene	264	7 413	3 379	25 603
54025900	Synthetic filament yarn, not put up for retail sale; single, with a twist exceeding 50 turns per metre; other than of nylon or other polyamides, polyesters, polypropylene	57 326	99 934	158 008	254 770
54026100	Synthetic filament yarn, not put up for retail sale; multiple (folded) or cabled; of nylon or other polyamides	13 225	101 982	168 821	1 231 024
54026200	Synthetic filament yarn, not put up for retail sale; multiple (folded) or cabled; of polyesters	238 117	466 433	1 651 641	2 933 828
54026300	Synthetic filament yarn, not put up for retail sale; multiple (folded) or cabled; of polypropylene	242 645	856 827	471 478	1 908 982
54026900	Synthetic filament yarn, not put up for retail sale; multiple (folded) or cabled; other than of nylon or other polyamides, polyesters, polypropylene	32 799	324 922	211 533	3 160 859
54031000	Artificial filament yarn, not put up for retail sale, including artificial monofilament of less than 67 decitex; high tenacity yarn of viscose rayon	9 822	14 958	41 583	97 516
54033110	Artificial filament yarn, not put up for retail sale, including artificial monofilament of < 67decitex; single; textured yarn; of viscose rayon, untwisted or with a twist ≤ 120 turns per metre	0	12 375	0	36 950
54033190	Artificial filament yarn,not put up for retail sale,including artificial monofilament of < 67decitex; single; oth than textured yarn; of viscose rayon, untwisted or with a twist ≤ 120 turns per metre	106 820	679 477	484 296	3 046 230
54033290	Artificial filament yarn,not put up for retail sale,including artificial monofilament of < 67decitex; single; oth than textured yarn; of viscose rayon, untwisted or with a twist > 120 turns per metre	4 597	14 163	93 270	254 554
54033390	Artificial filament yarn, not put up for retail sale, including artificial monofilament of < 67decitex; single; other than textured yarn; of cellulose acetate	195	295	6 735	20 108
54033990	Artificial filament yarn, not put up for retail sale, including artificial monofilament of < 67decitex; single; other than textured yarn; other than of viscose rayon; other than of cellulose acetate	13 660	35 437	94 011	165 473
54034110	Artificial filament yarn, not put up for retail sale, including artificial monofilament of < 67decitex; multiple (folded) or cabled; textured yarn; of viscose rayon	13	415	129	12 144
54034190	Artificial filament yarn, not put up for retail sale, including artificial monofilament of < 67decitex; multiple (folded) or cabled; other than textured yarn; of viscose rayon	13 608	34 392	91 472	206 428
54034200	Artificial filament yarn, not put up for retail sale, including artificial monofilament of < 67decitex; multiple (folded) or cabled; of cellulose acetate	0	153	0	2 971
54034900	Artificial filament yarn, not put up for retail sale, including artificial monofilament of < 67decitex; multiple (folded) or cabled; other than of cellulose acetate	9	488	700	8 546
54041100	Synthetic monofilament of 67 decitex or more and of which no cross-sectional dimension exceeds 1 mm; elastomeric	2 764	83 393	32 684	556 716
54041200	Synthetic monofilament of 67 decitex or more and of which no cross-sectional dimension exceeds 1 mm; other than elastomeric; of polypropylene	6 000	55 805	57 000	225 971
54041900	Synthetic monofilament of 67 decitex or more and of which no cross-sectional dimension exceeds 1 mm; other than elastomeric; other than of polypropylene	576 058	2 020 051	3 770 654	13 391 858
54049000	Strip and the like (for example, artificial straw) of synthetic textile materials of an apparent width not exceeding 5 mm	108 651	471 336	287 299	1 548 949

https://www.bps.go.id

I.3. IMPOR MENURUT KOMODITI / IMPORT BY HS COMMODITY
***** APRIL/*APRIL 2022* *****

H S	Uraian Komoditi/*Commodity Description*	Berat bersih/*Net weight* (Kg)		Nilai/*Value CIF* (US$)	
		Bulan ini *Current month*	Kumulatif *Cum. Jan. to date*	Bulan ini *Current month*	Kumulatif *Cum. Jan. to date*
54050000	Artificial monofilament of ≥ 67 decitex & of which no cross-sectional dimension exceeds 1 mm; strip and the like (i.e, artificial straw) of artificial textile materials of an apparent width ≤ 5 mm	0	7 488	0	26 807
54060000	Man-made filament yarn (other than sewing thread), put up for retail sale	102	20 750	5 231	131 586
54071020	Woven fabrics obtained from high tenacity yarn of nylon or other polyamides or of polyesters; tyre fabrics; conveyor duck	17 378	1 284 585	174 419	14 463 897
54071091	Woven fabrics obtained from high tenacity yarn of nylon or other polyamides or of polyesters; other than tyre fabrics, conveyor duck; unbleached	103 825	203 505	477 098	756 129
54071099	Woven fabrics obtained from high tenacity yarn of nylon or other polyamides or of polyesters; other than tyre fabrics, conveyor duck; bleached	641 860	1 793 268	7 813 160	23 951 825
54072000	Woven fabrics obtained from strip or the like	82 970	149 646	110 101	300 093
54073000	Woven fabrics of synthetic filament yarn; specified in Note 9 to Section XI	7 468	48 304	417 589	2 360 903
54074110	Woven nylon mesh fabrics of untwisted filament yarn suitable for use as reinforcing material for tarpaulins; containing ≥ 85 % by weight of filaments of nylon/other polyamides; unbleached or bleached	113 445	474 206	1 902 339	7 945 821
54074190	Other than woven nylon mesh fabrics of untwisted filament yarn suitable for use as reinforcing material for tarpaulins;contain≥85% by weight of filaments of nylon/other polyamides;unbleached/bleached	163 263	573 374	2 789 798	8 881 131
54074200	Woven fabrics of synthetic filament yarn; containing 85 % or more by weight of filaments of nylon or other polyamides; dyed	514 169	1 783 802	7 749 094	29 997 148
54074300	Woven fabrics of synthetic filament yarn; containing 85 % or more by weight of filaments of nylon or other polyamides; of yarns of different colours	70 914	218 168	1 815 617	4 716 840
54074400	Woven fabrics of synthetic filament yarn; containing 85 % or more by weight of filaments of nylon or other polyamides; printed	34 294	100 216	586 598	1 657 332
54075100	Woven fabrics of synthetic filament yarn; containing 85 % or more by weight of textured polyester filaments; unbleached or bleached	383 426	2 305 289	1 403 048	7 882 232
54075200	Woven fabrics of synthetic filament yarn; containing 85 % or more by weight of textured polyester filaments; dyed	983 202	4 811 719	14 571 681	64 292 083
54075300	Woven fabrics of synthetic filament yarn; containing 85 % or more by weight of textured polyester filaments; of yarns of different colours	115 508	402 795	722 497	2 168 024
54075400	Woven fabrics of synthetic filament yarn; containing 85 % or more by weight of textured polyester filaments; printed	188 345	1 326 561	2 342 808	12 971 841
54076110	Woven fabrics of synthetic filament yarn; containing 85 % or more by weight of non-textured polyester filaments; unbleached or bleached	3 257 825	10 457 856	8 614 035	28 208 054
54076190	Woven fabrics of synthetic filament yarn; containing 85 % or more by weight of non-textured polyester filaments; other than unbleached or bleached	611 046	3 341 507	7 820 108	35 969 773
54076910	Woven fabrics of synthetic filament yarn; other than containing 85 % or more by weight of textured polyester filaments; unbleached or bleached	948 265	3 207 810	3 029 404	10 628 042
54076990	Woven fabrics of synthetic filament yarn; other than containing 85 % or more by weight of textured polyester filaments; other than unbleached or bleached	2 547 509	13 756 795	12 812 858	60 306 709
54077100	Woven fabrics of synthetic filament yarn; containing 85 % or more by weight of synthetic filaments; unbleached or bleached	53 855	241 915	597 406	2 649 998
54077200	Woven fabrics of synthetic filament yarn; containing 85 % or more by weight of synthetic filaments; dyed	77 432	428 104	1 345 094	7 406 844
54077300	Woven fabrics of synthetic filament yarn; containing 85 % or more by weight of synthetic filaments; of yarns of different colours	82	27 998	1 648	246 430

https://www.bps.go.id

I.3. IMPOR MENURUT KOMODITI / IMPORT BY HS COMMODITY
*** APRIL/*APRIL 2022* ***

H S	Uraian Komoditi/*Commodity Description*	Berat bersih/*Net weight* (Kg)		Nilai/*Value CIF* (US$)	
		Bulan ini *Current month*	Kumulatif *Cum. Jan. to date*	Bulan ini *Current month*	Kumulatif *Cum. Jan. to date*
54077400	Woven fabrics of synthetic filament yarn; containing 85 % or more by weight of synthetic filaments; printed	43	11 615	431	130 367
54078100	Woven fabrics of synthetic filament yarn; containing less than 85 % by weight of synthetic filaments, mixed mainly or solely with cotton; unbleached or bleached	24 249	131 352	275 683	1 732 509
54078200	Woven fabrics of synthetic filament yarn; containing less than 85 % by weight of synthetic filaments, mixed mainly or solely with cotton; dyed	22 250	96 062	247 674	918 442
54078300	Woven fabrics of synthetic filament yarn; containing less than 85 % by weight of synthetic filaments, mixed mainly or solely with cotton; of yarns of different colours	5 695	66 018	49 606	584 978
54078400	Woven fabrics of synthetic filament yarn; containing less than 85 % by weight of synthetic filaments, mixed mainly or solely with cotton; printed	9 187	17 469	256 861	364 137
54079100	Woven fabrics of synthetic filament yarn; unbleached or bleached; other than those of subheading 540711 - 540784	6 266	34 718	47 964	298 682
54079200	Woven fabrics of synthetic filament yarn; dyed; other than those of subheading 540711 - 540784	39 272	183 658	415 512	2 031 259
54079300	Woven fabrics of synthetic filament yarn; of yarns of different colours; other than those of subheading 540711 - 540784	1 519	13 454	43 029	151 074
54079400	Woven fabrics of synthetic filament yarn; printed; other than those of subheading 540711 - 540784	0	1 370	0	23 554
54081010	Woven fabrics of artificial filament yarn; obtained from high tenacity yarn of viscose rayon; unbleached	22 905	86 334	356 364	1 164 429
54081090	Woven fabrics of artificial filament yarn; obtained from high tenacity yarn of viscose rayon; other than unbleached	108 072	841 639	1 463 658	11 011 203
54082100	Woven fabrics of artificial filament yarn; containing 85 % or more by weight of artificial filament or strip or the like; unbleached or bleached	2 273 152	16 335 204	6 723 505	52 070 864
54082200	Woven fabrics of artificial filament yarn; containing 85 % or more by weight of artificial filament or strip or the like; dyed	20 371	356 346	329 904	5 548 973
54082300	Woven fabrics of artificial filament yarn; containing 85 % or more by weight of artificial filament or strip or the like; of yarns of different colours	2 279	18 771	43 040	295 213
54082400	Woven fabrics of artificial filament yarn; containing 85 % or more by weight of artificial filament or strip or the like; printed	2 202	43 735	34 484	794 034
54083100	Woven fabrics of artificial filament yarn, including woven fabrics obtained from materials of heading 5405; unbleached or bleached; other than those of subheading 540810-540824	2 947 233	9 694 319	5 768 726	20 984 246
54083200	Woven fabrics of artificial filament yarn, including woven fabrics obtained from materials of heading 5405; dyed; other than those of subheading 540810-540824	206 831	1 970 564	515 651	4 545 694
54083300	Woven fabrics of artificial filament yarn, including woven fabrics obtained from materials of heading 5405; of yarns of different colours; other than those of subheading 540810-540824	5 470	54 557	18 064	195 300
54083400	Woven fabrics of artificial filament yarn, including woven fabrics obtained from materials of heading 5405; printed; other than those of subheading 540810-540824	2 929	240 882	41 594	2 597 300
55011100	Synthetic filament tow; of nylon or other polyamides; of aramids	124	124	111	111
55011900	Synthetic filament tow; of nylon or other polyamides; other than of aramids	4 060	50 353	80 227	619 656
55012000	Synthetic filament tow; of polyesters	28 700	319 670	73 308	499 434
55013000	Synthetic filament tow; of acrylic or modacrylic	3 064 050	12 353 674	8 556 053	35 308 427
55014000	Synthetic filament tow; of polypropylene	0	45 718	0	113 561
55019000	Synthetic filament tow; other than of nylon or other polyamides, polyesters, acrylic or modacrylic, polypropylene	2 506	14 495	41 978	228 475
55021000	Artificial filament tow; of cellulose acetate	4 120 141	14 787 280	20 077 748	71 061 188
55029000	Artificial filament tow; other than of cellulose acetate	362 735	1 879 222	1 664 552	8 203 153
55031100	Synthetic staple fibres, not carded, combed or otherwise processed for spinning; of nylon or other polyamides; of aramids	1 678	11 603	31 709	267 537

https://www.bps.go.id

I.3. IMPOR MENURUT KOMODITI / IMPORT BY HS COMMODITY
*** APRIL/*APRIL 2022* ***

H S	Uraian Komoditi/*Commodity Description*	Berat bersih/*Net weight* (Kg)		Nilai/*Value CIF* (US$)	
		Bulan ini *Current month*	Kumulatif *Cum. Jan. to date*	Bulan ini *Current month*	Kumulatif *Cum. Jan. to date*
55031900	Synthetic staple fibres, not carded, combed or otherwise processed for spinning; of nylon or other polyamides; other than of aramids	26 330	40 422	90 270	167 174
55032010	Synthetic staple fibres, not carded, combed or otherwise processed for spinning; of polyesters; of a colour other than white	324 448	324 448	529 091	529 091
55032090	Synthetic staple fibres, not carded, combed or otherwise processed for spinning; of polyesters; of a colour white	11 387 714	42 339 303	15 007 877	54 605 075
55033000	Synthetic staple fibres, not carded, combed or otherwise processed for spinning; acrylic or modacrylic	955 815	4 066 670	3 078 198	13 106 437
55034000	Synthetic staple fibres, not carded, combed or otherwise processed for spinning; of polypropylene	191 420	896 533	494 377	2 351 975
55039010	Synthetic staple fibres, not carded, combed or otherwise processed for spinning; of polyvinyl alcohol	213 760	1 303 360	854 653	5 222 233
55039090	Synthetic staple fibres,not carded,combed/ otherwise processed for spinning; oth than of nylon or other polyamides, of polyester, acrylic or modacrylic, of polypropylene; oth than of polyvinyl alcohol	952 315	3 017 406	2 250 839	7 562 056
55041000	Artificial staple fibres, not carded, combed or otherwise processed for spinning; of viscose rayon	1 522 533	15 401 031	3 318 358	34 754 144
55049000	Artificial staple fibres, not carded, combed or otherwise processed for spinning; other than of viscose rayon	1 036 355	3 436 140	3 091 488	9 655 953
55051000	Waste (including noils, yarn waste and garnetted stock) of man-made fibres; of synthetic fibres	372 194	2 039 291	169 291	984 786
55052000	Waste (including noils, yarn waste and garnetted stock) of man-made fibres; of artificial fibres	1 166	5 410	3 844	21 843
55061000	Synthetic staple fibres, carded, combed or otherwise processed for spinning; of nylon or other polyamides	67	3 812	1 407	103 990
55062000	Synthetic staple fibres, carded, combed or otherwise processed for spinning; of polyesters	525 073	574 931	752 966	7 892 551
55063000	Synthetic staple fibres, carded, combed or otherwise processed for spinning; acrylic or modacrylic	19 106	19 708	80 498	97 794
55069000	Synthetic staple fibres, carded, combed/otherwise processed for spinning; other than of nylon or other polyamides;other than of polyesters;other than acrylic or modacrylic;other than of polypropylene	8 870	15 507	97 217	191 675
55070000	Artificial staple fibres, carded, combed or otherwise processed for spinning	0	242	0	4 816
55081010	Sewing thread of synthetic staple fibres; put up for retail sale	107 661	359 041	298 580	1 010 467
55081090	Sewing thread of synthetic staple fibres; not put up for retail sale	562 420	2 248 585	1 880 299	7 854 728
55082010	Sewing thread of artificial staple fibres; put up for retail sale	11	732	60	3 733
55082090	Sewing thread of artificial staple fibres; not put up for retail sale	6 596	68 501	35 338	247 330
55091100	Single yarn; containing 85 % or more by weight of staple fibres of nylon or other polyamides; not put up for retail sale	5 349	10 125	71 220	190 891
55091200	Multiple (folded) or cabled yarn; containing 85 % or more by weight of staple fibres of nylon or other polyamides; not put up for retail sale	2 800	97 200	91 756	432 645
55092100	Single yarn; containing 85 % or more by weight of polyester staple fibres; not put up for retail sale	326 799	1 321 584	670 385	2 734 613
55092200	Multiple (folded) or cabled yarn; containing 85 % or more by weight of polyester staple fibres; not put up for retail sale	748 953	2 895 002	2 085 644	8 080 977
55093100	Single yarn; 85 % or more by weight of acrylic or modacrylic staple fibres; not put up for retail sale	452	14 624	5 337	103 183
55093200	Multiple (folded) or cabled yarn; containing 85 % or more by weight of acrylic or modacrylic staple fibres; not put up for retail sale	190 981	457 875	932 099	2 045 935
55094100	Single yarn; 85 % or more by weight of acrylic or modacrylic staple fibres; not put up for retail sale	3 039	8 149	75 613	181 360
55094200	Multiple (folded) or cabled yarn; containing 85 % or more by weight of acrylic or modacrylic staple fibres; not put up for retail sale	1 132	7 500	28 707	117 353
55095100	Yarn of polyester staple fibres; mixed mainly or solely with artificial staple fibres; not put up for retail sale	176 111	1 266 258	222 426	2 214 858

https://www.bps.go.id

I.3. IMPOR MENURUT KOMODITI / IMPORT BY HS COMMODITY
***** APRIL/*APRIL 2022* *****

H S	Uraian Komoditi/*Commodity Description*	Berat bersih/*Net weight* (Kg)		Nilai/*Value CIF* (US$)	
		Bulan ini *Current month*	Kumulatif *Cum. Jan. to date*	Bulan ini *Current month*	Kumulatif *Cum. Jan. to date*
55095290	Other than single yarn; of polyester staple fibres; mixed mainly or solely with wool or fine animal hair; not put up for retail sale	2 424	3 716	29 000	46 089
55095300	Yarn of polyester staple fibres; mixed mainly or solely with cotton; not put up for retail sale	104 678	667 475	348 518	2 858 009
55095900	Yarn of polyester staple fibres; other than mixed mainly or solely with artificial staple fibres, wool or fine animal hair, cotton; not put up for retail sale	49 209	159 538	199 179	628 733
55096100	Yarn of acrylic or modacrylic staple fibres; mixed mainly or solely with wool or fine animal hair; not put up for retail sale	1 654	2 614	24 241	36 454
55096200	Yarn of acrylic or modacrylic staple fibres; mixed mainly or solely with cotton; not put up for retail sale	1 447	1 447	10 206	10 206
55096900	Yarn of acrylic or modacrylic staple fibres; other than mixed mainly or solely with wool or fine animal hair, cotton; not put up for retail sale	37 578	103 931	262 298	805 530
55099200	Yarn of synthetic staple fibres; mixed mainly or solely with cotton; other than those of subheading 550911 - 550969	7 750	25 750	75 442	264 442
55099900	Yarn of synthetic staple fibres; other than mixed mainly or solely with wool or fine animal hair, cotton; other than those of subheading 550911 - 550969	26 553	177 872	220 458	1 340 921
55101100	Single yarn containing 85 % or more by weight of artificial staple fibres, not put up for retail sale	8 563	61 870	66 237	270 460
55101200	Multiple (folded) or cabled yarn containing 85 % or more by weight of artificial staple fibres, not put up for retail sale	11 600	37 150	58 000	185 880
55103000	Yarn (other than sewing thread) of artificial staple fibres, mixed mainly or solely with cotton, not put up for retail sale	0	11 106	0	102 567
55109000	Yarn of artificial staple fibres, containing less than 85 % by weight of artificial staple fibres, oth than mixed mainly or solely with wool or fine animal hair, cotton; not put up for retail sale	10 489	33 761	53 732	168 235
55111010	Yarn (other than sewing thread) of man-made, put up for retail sale of synthetic staple fibres, containing 85 % or more by weight of such fibres;knitting yarn,crochet thread and embroidery thread	28 436	65 495	33 249	85 611
55111090	Yarn (oth than sewing thread) of man-made,put up for retail sale of synthetic staple fibres,containing 85 % or more by weight of such fibres;oth than knitting yarn,crochet thread and embroidery thread	3 870	13 156	37 994	94 447
55112010	Yarn (other than sewing thread) of man-made, put up for retail sale Of synthetic staple fibres, containing less than 85 % by weight of such fibres;knitting yarn,crochet thread and embroidery thread	773	2 445	10 988	36 295
55112090	Yarn(oth than sewing thread)of man-made,put up for retail sale of synthetic staple fibres,containing less than 85 % by weight of such fibres;oth than knitting yarn,crochet thread and embroidery thread	31	98	44	964
55113000	Yarn (other than sewing thread) of man-made, put up for retail sale, of artificial staple fibres	19 291	100 884	124 619	649 573
55121100	Woven fabrics of synthetic staple fibres, containing 85 % or more by weight of polyester staple fibres; unbleached or bleached	64 742	183 568	239 862	785 928
55121900	Woven fabrics of synthetic staple fibres, containing 85 % or more by weight of polyester staple fibres; other than unbleached or bleached	426 017	2 703 095	2 298 400	11 312 450
55122100	Woven fabrics of synthetic staple fibres, containing 85 % or more by weight of aryclic or modacrylic staple fibres; unbleached or bleached	428	2 508	14 182	59 356
55122900	Woven fabrics of synthetic staple fibres, containing 85 % or more by weight of aryclic or modacrylic staple fibres; other than unbleached or bleached	29 847	141 611	529 210	2 569 948
55129100	Woven fabrics of synthetic staple fibres, containing 85 % or more by weight other than of polyester, aryclic or modacrylic staple fibres; unbleached or bleached	330	580	20 075	28 792
55129900	Woven fabrics of synthetic staple fibres, containing 85 % or more by weight other than of polyester, aryclic or modacrylic staple fibres; other unbleached or bleached	14 110	61 296	482 851	1 764 698

https://www.bps.go.id

I.3. IMPOR MENURUT KOMODITI / IMPORT BY HS COMMODITY
*** APRIL/*APRIL 2022* ***

H S	Uraian Komoditi/*Commodity Description*	Berat bersih/*Net weight* (Kg)		Nilai/*Value CIF* (US$)	
		Bulan ini *Current month*	Kumulatif *Cum. Jan. to date*	Bulan ini *Current month*	Kumulatif *Cum. Jan. to date*
55131100	Woven fabrics of polyester staple fibres,plain weave, containing less than 85 % by weight of such fibres, mixed mainly or solely with cotton, of a weight not exceeding 170 g/m2; unbleached or bleached	80 271	311 227	677 699	2 627 302
55131200	Woven fabrics, 3-thread/4-thread twill, incl cross twill of polyester staples fibres, cont < 85% by weight of such fibres, mixed mainly/solely with cotton, of a weight ≤ 170 g/m2, unbleached/bleached	2 750	14 171	55 999	177 788
55131300	Woven fabrics of polyester staple fibres, containing less than 85 % by weight of such fibres, mixed mainly or solely with cotton, of a weight not exceeding 170 g/m2, unbleached or bleached	48 256	157 166	742 219	2 359 632
55131900	Woven fabrics of synthetic staple fibres, cont < 85 % by weight of such fibres, mixed mainly/solely with cotton, of a weight ≤ 170 g/m2; oth than HS 55131100 - 55131300; unbleached or bleached	96 313	401 836	1 051 679	4 907 512
55132100	Woven fabrics of polyester staple fibres,plain weave, containing less than 85 % by weight of such fibres, mixed mainly or solely with cotton, of a weight not exceeding 170 g/m2, dyed	68 449	318 054	731 169	3 068 825
55132300	Woven fabrics of polyester staple fibres, containing less than 85 % by weight of such fibres, mixed mainly or solely with cotton, of a weight not exceeding 170 g/m2, dyed	53 171	134 170	545 195	1 576 323
55132900	Woven fabrics of synthetic staple fibres, containing < 85 % by weight of such fibres, mixed mainly or solely with cotton, of a weight ≤ 170 g/m2; other than HS 55131100 - 55131300; dyed	10 177	76 146	122 766	913 693
55133100	Woven fabrics of polyester staple fibres,plain weave, cont less than 85 % by weight of such fibres, mixed mainly or solely with cotton, of a weight not exceeding 170 g/m2; of yarn of different colours	23 469	127 363	273 596	1 528 482
55133900	Woven fabrics; oth than of polyester staple fibres,plain weave, cont 85% by weight of such fibres, mixed mainly or solely with cotton, of a weight not exceeding 170 g/m2; of yarn of different colours	7 199	42 698	96 975	446 968
55134100	Woven fabrics of polyester staple fibres,plain weave, cont less than 85 % by weight of such fibres, mixed mainly or solely with cotton, of a weight not exceeding 170 g/m2; printed	69 202	265 851	644 378	1 957 369
55134900	Woven fabrics; other than of polyester staple fibres,plain weave; cont less than 85 % by weight of such fibres, mixed mainly or solely with cotton, of a weight not exceeding 170 g/m2; printed	96	14 952	1 803	129 260
55141100	Woven fabrics of polyester staple fibres,plain weave, containing less than 85 % by weight of such fibres, mixed mainly or solely with cotton, of a weight exceeding 170 g/m2; unbleached or bleached	9 458	42 503	98 597	355 003
55141200	Woven fabrics, 3-thread/4-thread twill, incl cross twill of polyester staples fibres, cont < 85% by weight of such fibres, mixed mainly/solely with cotton, of a weight > 170g/m2; unbleached/bleached	27 937	98 045	87 244	328 224
55141900	Woven fabrics of synthetic staple fibres, cont < 85 % by weight of such fibres, mixed mainly/solely with cotton, of a weight > 170 g/m2; oth than HS 55141100 - 55141200; unbleached or bleached	48 189	273 942	688 632	4 500 457
55142100	Woven fabrics of polyester staple fibres,plain weave, containing less than 85 % by weight of such fibres, mixed mainly or solely with cotton, of a weight exceeding 170 g/m2; dyed	19 583	190 455	226 115	2 248 159
55142200	Woven fabrics,of 3/4 thread twill, incl cross twill of polyester staples fibres ,containing less than 85% by weight of such fibres, mixed mainly/solely with cotton, of a weight > 170g/m2; dyed	72 610	215 426	528 589	1 526 853
55142300	Woven fabrics of polyester staple fibres, containing less than 85 % by weight of such fibres, mixed mainly or solely with cotton, of a weight exceeding 170 g/m2; dyed	0	4 097	0	45 643
55142900	Woven fabrics of synthetic staple fibres, cont < 85 % by weight of such fibres, mixed mainly/solely with cotton, of a weight > 170 g/m2; oth than HS 55142100 - 55142300; dyed	13 388	25 027	191 384	327 856

https://www.bps.go.id

I.3. IMPOR MENURUT KOMODITI / IMPORT BY HS COMMODITY
*** APRIL/*APRIL 2022* ***

H S	Uraian Komoditi/*Commodity Description*	Berat bersih/*Net weight* (Kg)		Nilai/*Value CIF* (US$)	
		Bulan ini *Current month*	Kumulatif *Cum. Jan. to date*	Bulan ini *Current month*	Kumulatif *Cum. Jan. to date*
55143000	Woven fabrics of synthetic staple fibres, containing less than 85 % by weight of such fibres, mixed mainly or solely with cotton, of a weight exceeding 170 g/m2; of yarn of different colours	9 083	171 586	104 626	635 198
55144100	Woven fabrics of polyester staple fibres,plain weave, containing less than 85 % by weight of such fibres, mixed mainly or solely with cotton, of a weight exceeding 170 g/m2; printed	22 925	193 165	179 054	1 513 205
55144200	Woven fabrics,of 3/4 thread twill, incl cross twill of polyester staples fibres ,containing less than 85% by weight of such fibres, mixed mainly/solely with cotton, of a weight > 170g/m2; printed	12 830	15 430	183 587	206 592
55144300	Woven fabrics of polyester staple fibres, containing less than 85 % by weight of such fibres, mixed mainly or solely with cotton, of a weight exceeding 170 g/m2; printed	13 390	52 035	191 072	700 647
55144900	Woven fabrics of synthetic staple fibres, cont < 85 % by weight of such fibres, mixed mainly/solely with cotton, of a weight > 170 g/m2; printed; n.e.c. in heading 5514	8	148	108	2 313
55151100	Woven fabrics other than those of heading 5512 - 5514, of polyester staple fibres, mixed mainly or solely with viscose rayon staples fibres	398 710	1 792 508	3 183 751	15 682 402
55151200	Woven fabrics other than those of heading 5512 - 5514, of polyester staple fibres, mixed mainly or solely with man-made filaments	98 392	881 341	570 077	3 481 316
55151300	Woven fabrics other than those of heading 5512 - 5514, of polyester staple fibres, mixed mainly or solely with wool or fine animal hair	50 099	271 455	1 193 865	6 787 736
55151900	Woven fabrics other than of heading 5512 - 5514, of polyester staple fibres; oth than mixed mainly/ solely with viscose rayon staples fibres or with man-made filaments or with wool or fine animal hair	110 275	519 862	1 217 780	5 958 716
55152100	Woven fabrics other than those of heading 5512 - 5514, of acrylic or modacrylic staple fibres; mixed mainly or solely with man-made filaments	4 170	5 054	48 499	64 714
55152200	Woven fabrics other than those of heading 5512 - 5514, of acrylic or modacrylic staple fibres; mixed mainly or solely with wool or fine animal hair	22	985	2 193	40 672
55152900	Woven fabrics other than those of heading 5512 - 5514, of acrylic or modacrylic staple fibres; other than mixed mainly or solely with man-made filaments or with wool or fine animal hair	4 686	10 375	3 762	24 868
55159100	Woven fabrics other than those of heading 5512 - 5514, of synthetic staple fibres; oth than of polyester staples/of arcyclic or modacrylic staple fibre; mixed mainly or solely with man-made filaments	3 832	32 059	204 127	771 136
55159910	Woven fabrics other than those of heading 5512 - 5514, of synthetic staple fibres; oth than of polyester staples/of arcyclic or modacrylic staple fibre; mixed mainly/solely with wool/fine animal hair	869	3 282	8 867	41 006
55159990	Woven fabrics other than those of heading 5512 - 5514, of synthetic staple fibres; oth than of polyester staples/of arcyclic or modacrylic; oth than mixed mainly/solely with wool or fine animal hair	5 144	18 961	48 472	263 222
55161100	Woven fabrics of artificial staple fibres; containing 85 % or more by weight of artificial staple fibres; unbleached or bleached	39 783	167 736	279 316	1 225 834
55161200	Woven fabrics of artificial staple fibres; containing 85 % or more by weight of artificial staple fibres; dyed	497 678	3 289 556	1 775 146	11 545 880
55161300	Woven fabrics of artificial staple fibres; containing 85 % or more by weight of artificial staple fibres; of yarn of different colours	12 494	41 177	110 487	452 121
55161400	Woven fabrics of artificial staple fibres; containing 85 % or more by weight of artificial staple fibres; printed	51 322	350 403	702 079	4 800 079
55162100	Woven fabrics of artificial staple fibres; containing less than 85 % by weight of artificial staple fibres, mixed mainly or soley with man-made filaments; unbleached or bleached	90 685	323 034	680 393	2 820 073

https://www.bps.go.id

I.3. IMPOR MENURUT KOMODITI / IMPORT BY HS COMMODITY
***** APRIL/*APRIL 2022* *****

H S	Uraian Komoditi/*Commodity Description*	Berat bersih/*Net weight* (Kg)		Nilai/*Value CIF* (US$)	
		Bulan ini *Current month*	Kumulatif *Cum. Jan. to date*	Bulan ini *Current month*	Kumulatif *Cum. Jan. to date*
55162200	Woven fabrics of artificial staple fibres; containing less than 85 % by weight of artificial staple fibres, mixed mainly or solely with man-made filaments; dyed	43 372	427 022	601 332	5 435 709
55162300	Woven fabrics of artificial staple fibres; containing less than 85 % by weight of artificial staple fibres, mixed mainly or solely with man-made filaments,; of yarn of different colours	2 983	34 912	34 714	480 714
55162400	Woven fabrics of artificial staple fibres; containing less than 85 % by weight of artificial staple fibres, mixed mainly or solely with man-made filaments; printed	2 190	14 624	30 445	259 846
55163100	Woven fabrics of artificial staple fibres; containing less than 85 % by weight of artificial staple fibres, mixed mainly or solely with wool or fine animal hair; unbleached or bleached	3	3	1	1
55163200	Woven fabrics of artificial staple fibres; containing less than 85 % by weight of artificial staple fibres, mixed mainly or solely with wool or fine animal hair; dyed	121	121	3 246	3 246
55163300	Woven fabrics of artificial staple fibres; containing less than 85 % by weight of artificial staple fibres, mixed mainly or solely with wool or fine animal hair; of yarn of different colours	627	3 291	32 618	100 541
55163400	Woven fabrics of artificial staple fibres; containing less than 85 % by weight of artificial staple fibres, mixed mainly or solely with wool or fine animal hair; printed	36 142	75 291	500 827	1 035 317
55164100	Woven fabrics of artificial staple fibres; containing less than 85 % by weight of artificial staple fibres, mixed mainly or solely with cotton; unbleached or bleached	0	4 801	0	65 168
55164200	Woven fabrics of artificial staple fibres; containing less than 85 % by weight of artificial staple fibres, mixed mainly or solely with cotton; dyed	0	4 440	0	63 093
55164300	Woven fabrics of artificial staple fibres; containing less than 85 % by weight of artificial staple fibres, mixed mainly or solely with cotton; of yarn of different colours	834	8 419	14 549	110 875
55164400	Woven fabrics of artificial staple fibres; containing less than 85 % by weight of artificial staple fibres, mixed mainly or solely with cotton; printed	50	10 082	1 354	209 489
55169100	Woven fabrics of artificial staple fibres; unbleached or bleached; other than those of subheading 551661 - 551664	1 143	34 913	14 593	564 914
55169200	Woven fabrics of artificial staple fibres; dyed; other than those of subheading 551661 - 551664	5 131	54 799	107 950	872 043
55169300	Woven fabrics of artificial staple fibres; of yarn of different colours; other than those of subheading 551661 - 551664	3 216	4 904	96 137	136 861
55169400	Woven fabrics of artificial staple fibres; printed; other than those of subheading 551661 - 551664	985	10 906	29 366	184 567
56012100	Wadding of textile materials and articles thereof, of cotton	15 063	94 544	121 660	591 414
56012210	Wadding of textile materials and articles thereof, of man-made fibres; cigarette tow	174 399	545 160	3 382 617	11 835 760
56012290	Wadding of textile materials and articles thereof; of man-made fibres; other than cigarette tow	73 228	406 184	660 243	2 710 738
56012900	Wadding of textile materials and articles thereof; other than of man-made fibres	3 399	15 381	14 199	114 569
56013010	Textile flock and dust and mill neps; polyamide fibre flock	3 915	8 038	29 574	60 699
56013090	Textile flock and dust and mill neps; other than polyamide fibre flock or polypropylene fibre flock	26 891	106 172	509 443	2 288 609
56021000	Needleloom felt and stitch-bonded fibre fabrics	107 002	463 530	593 998	2 716 889
56022100	Felt of wool or fine animal hair; not impregnated, coated, covered or laminated	15 023	53 283	250 430	876 054
56022900	Felt of other textile material; not impregnated, coated, covered or laminated	56 418	215 456	242 456	1 263 829
56029000	Felt, impregnated, coated, covered or laminated; other than needleloom felt and stich-bonded fibre fabrics	146 148	2 452 116	1 397 100	7 710 040
56031100	Nonwovens, whether or not impregnated, coated, covered or laminated; of man-made filaments; weighing not more than 25g/m2	3 547 327	14 444 996	8 872 354	35 760 192

https://www.bps.go.id

I.3. IMPOR MENURUT KOMODITI / IMPORT BY HS COMMODITY
***** APRIL/*APRIL 2022* *****

H S	Uraian Komoditi/*Commodity Description*	Berat bersih/*Net weight* (Kg)		Nilai/*Value CIF* (US$)	
		Bulan ini *Current month*	Kumulatif *Cum. Jan. to date*	Bulan ini *Current month*	Kumulatif *Cum. Jan. to date*
56031200	Nonwovens, whether or not impregnated, coated, covered or laminated; of man-made filaments; weighing more than 25g/m2 but not more than 70 g/m2	1 318 865	6 829 522	4 395 900	19 371 472
56031300	Nonwovens, whether or not impregnated, coated, covered or laminated; of man-made filaments; weighing more than 70g/m2 but not more than 150 g/m2	514 300	1 537 853	1 694 795	6 466 676
56031400	Nonwovens, whether or not impregnated, coated, covered or laminated; of man-made filaments; weighing more than 150 g/m2	733 107	3 706 233	4 881 101	20 597 895
56039100	Nonwovens, whether or not impregnated, coated, covered or laminated; other than of man-made filaments; weighing not more than 25g/m2	176 229	1 300 375	575 625	4 897 445
56039200	Nonwovens, whether or not impregnated, coated, covered or laminated; other than of man-made filaments; weighing more than 25g/m2 but not more than 70 g/m2	897 712	3 588 332	2 977 820	12 166 562
56039300	Nonwovens, whether or not impregnated, coated, covered or laminated; other than of man-made filaments; weighing more than 70g/m2 but not more than 150 g/m2	255 532	1 323 200	1 263 833	6 027 337
56039400	Nonwovens, whether or not impregnated, coated, covered or laminated; other than of man-made filaments; weighing more than 150 g/m2	723 909	2 793 159	6 001 564	22 544 207
56041000	Rubber thread and cord, textile covered	280 233	905 532	2 055 306	7 097 230
56049010	Textile yarn, and strip and the like of heading 5404 or 5405, impregnated, coated, covered or sheathed with rubber or plastics; imitation catgut, of silk yarn	0	23	0	815
56049020	Textile yarn, and strip and the like of heading 5404 or 5405, impregnated, coated, covered or sheathed with rubber or plastics; rubber impregnated textile thread yarn	6 856	21 203	105 310	427 295
56049030	Textile yarn, and strip and the like of heading 5404 or 5405, impregnated, coated, covered/sheathed with rubber/plastics; high tenacity yarn of polyesters, of nylon/oth polyamides/of viscose rayon	12 851	74 524	145 624	621 603
56049090	Textile yarn, and strip and the like of heading 5404 or 5405, impregnated, coated, covered or sheathed with rubber or plastics; other than those of HS 56049010 - 56049030	98 620	826 554	973 971	5 276 301
56050000	Metallised yarn, whether or not gimped, being textile yarn, or strip or the like of heading 5404 or 5405, combined with metal in the form of thread, strip or powder or covered with metal	16 329	18 145	114 570	195 250
56060000	Gimped yarn, and strip and the like of heading 5404 or 5405, gimped (other than those of heading 5605 and gimped horsehair yarn); chenille yarn (including flock chenille yarn); loop wale-yarn	111 053	495 455	318 547	1 597 478
56072100	Binder or baler twine whether or not plaited or braided and whether or not impregnated, coated, covered or sheathed with rubber or plastics; of sisal or other textile fibres of the genus Agave	11 883	80 510	77 943	473 164
56072900	Twine, whether/not plaited/braided and whether/not impregnated, coated, covered/sheathed with rubber/plastics; oth than binder or baler twine; of sisal or other textile fibres of the genus Agave	253 225	521 461	652 658	2 323 000
56074100	Binder or baler twine whether or not plaited or braided and whether or not impregnated, coated, covered or sheathed with rubber or plastics; of polyethylene or polypropylene	3 700	15 996	14 069	152 217
56074900	Twine, whether/not plaited/braided and whether/not impregnated, coated, covered/sheathed with rubber/plastics; oth than binder or baler twine; of polyethylene or polypropylene	1 763 380	7 527 454	3 781 026	15 235 200
56075010	Oth synthetic fibres;V-belt cord of man-made fibres treated w/resorcinol formaldehyde;polyamide&polytetrafluoro-ethylene yarns measuring >10,000 decitex, used for sealing pumps,valves&similar articles	2 277	68 189	26 149	402 419
56075090	Other synthetic fibres; other than HS 56075010	345 154	1 752 325	2 036 790	9 777 284

https://www.bps.go.id

I.3. IMPOR MENURUT KOMODITI / IMPORT BY HS COMMODITY
***** APRIL/*APRIL 2022* *****

H S	Uraian Komoditi/*Commodity Description*	Berat bersih/*Net weight* (Kg)		Nilai/*Value CIF* (US$)	
		Bulan ini *Current month*	Kumulatif *Cum. Jan. to date*	Bulan ini *Current month*	Kumulatif *Cum. Jan. to date*
56079010	Cordage, ropes and cables, whether or not plaited or braided and whether or not impregnated, coated, covered or sheathed with rubber or plastics; of artificial fibres	17 443	66 125	214 495	780 048
56079021	Cordage, ropes and cables, whether or not plaited or braided and whether or not impregnated, coated, covered or sheathed with rubber or plastics; of abaca (Manila hemp or Musa textilis Nee)	0	2 263	0	5 333
56079022	Cordage, ropes and cables, whether or not plaited or braided and whether or not impregnated, coated, covered or sheathed with rubber or plastics; of other hard (leaf) fibres	0	1 125	0	2 148
56079030	Cordage, ropes and cables, whether or not plaited or braided and whether or not impregnated, coated, covered or sheathed with rubber or plastics; of jute or other textile bast fibres of head 53.03	111 286	152 920	160 897	225 181
56079090	Cordage,ropes&cables,whether/not plaited/braided/impregnated,coated,covered/sheathed with rubber/plastics;oth than of abaca (Manila hemp/Musa textile Nee)/jute/oth textile bast fibres of heading 5303	177 335	622 966	757 957	3 041 646
56081100	Knotted netting of twine, cordage or rope; made up fishing nets; of man-made textile materials	832 900	3 527 140	1 994 125	8 519 996
56081920	Knotted netting of twine, cordage or rope; net bags; of man-made textile materials	18 301	93 178	44 734	193 386
56081990	Knotted netting of twine, cordage or rope; other than net bags; of man-made textile materials	81 803	362 622	228 698	1 210 804
56089010	Knotted netting of twine, cordage or rope; net bags; other than of man-made textile materials	17 239	18 983	28 131	45 683
56089090	Knotted netting of twine, cordage or rope; other than net bags; other than of man-made textile materials	55 113	347 679	241 850	1 395 264
56090000	Articles of yarn, strip or the like of heading 5404 or 5405, twine, cordage, rope or cables, not elsewhere specified or included	158 778	863 346	959 351	4 531 444
57011010	Prayer rugs, knotted, whether or not made up; of wool or fine animal hair,	2	7	66	152
57011090	Carpets and other textile floor coverings, knotted, whether or not made up; other than prayer rugs of wool or fine animal hair	8 055	22 384	27 353	67 296
57019011	Prayer rugs, knotted, whether or not made up; of cotton	0	38	0	284
57019019	Carpets and other textile floor covering, knotted, whether or not made up; of cotton; other than prayer rugs	0	3 755	0	22 328
57019091	Prayer rugs, knotted, whether or not made up; other than of wool or fine animal hair or of cotton or of jute fibres	4	4	13	13
57019099	Carpets and other textile floor covering, knotted, whether or not made up; other than of wool or fine animal hair or of cotton or of jute fibres; other than prayer rugs	144 053	373 152	227 205	733 053
57021000	“Kelem”, “Schumacks”, “Karamanie” and similar hand-woven rugs	0	8	0	438
57022000	Floor coverings of coconut fibres (coir)	0	21	0	350
57023100	Carpets and other textile floor coverings, woven, not tufted or flocked; of pile construction, not made up; of wool or fine animal hair	81	794	1 614	6 684
57023200	Carpets and other textile floor coverings, woven, not tufted or flocked; of pile construction, not made up; of man-made textile materials	0	24	0	1 284
57023910	Carpets and other textile floor coverings, woven, not tufted or flocked; of pile construction, not made up; other textile materials; of cotton	0	689	0	4 603
57023990	Carpets and other textile floor coverings, woven, not tufted or flocked; of pile construction, not made up; other textile materials; other than of cotton or of jute fibres	18	25	281	361
57024110	Prayer rugs; of pile construction, made up; of wool or fine animal hair	0	1	0	199
57024290	Carpets and other textile floor coverings, woven, not tufted or flocked; of pile construction,made up; of man - made textile materials; other than prayer rugs	33	90	735	1 820

https://www.bps.go.id

I.3. IMPOR MENURUT KOMODITI / IMPORT BY HS COMMODITY
***** APRIL/*APRIL 2022* *****

H S	Uraian Komoditi/*Commodity Description*	Berat bersih/*Net weight* (Kg)		Nilai/*Value CIF* (US$)	
		Bulan ini *Current month*	Kumulatif *Cum. Jan. to date*	Bulan ini *Current month*	Kumulatif *Cum. Jan. to date*
57024999	Carpets and other textile floor coverings, woven, not tufted or flocked, of pile construction, made up; other textile materials; other than prayer rugs	0	2	0	64
57029290	Carpets and other textile floor coverings, woven, not tufted or flocked; of not pile construction, made up; of man - made textile materials; other than prayer rugs	81	81	587	587
57029920	Carpets and other textile floor coverings, woven, not tufted or flocked; of not pile construction, made up; other textile materials; of jute fibres	0	2 576	0	17 226
57029991	Prayer rugs; not of pile construction, made up; of other textile materials; other than cotton or of jute fibres	5	10	151	265
57029999	Carpets and other textile floor coverings, woven, not tufted or flocked; of not pile construction, made up; of other textile materials; other than prayer rugs; other than cotton or of jute fibres	0	8	0	157
57031010	Floor mats of a kind used for motor vehicles of headings 8702, 8703 or 8704; of wool or fine animal hair	4	4 318	449	30 400
57031030	Flooring carpets of a kind used for motor vehicles of headings 8702, 8703 or 8704; of wool or fine animal hair	0	83	0	474
57031090	Carpets and other textile floor coverings, tufted, whether or not made up; of wool or fine animal hair; n.e.c. of subheading 570310	6	1 073	7	30 257
57032990	Carpets and other textile floor coverings, tufted, whether or not made up; of nylon or other polyamides; other than prayer rugs	55 031	72 972	248 030	299 959
57033100	Turf of other man-made textile materials	242 685	242 685	451 486	451 486
57033910	Prayer rugs of other man-made textile materials	6	10	18	46
57033990	Carpets and other textile floor coverings, tufted, whether or not made up; of other man-made textile materials; other than prayer rugs	9 004	269 757	50 615	774 934
57039011	Prayer rugs; of cotton; other textile materials	0	25	0	6
57039019	Carpets and other textile floor coverings, tufted, whether or not made up; of cotton other textile materials; other than prayer rugs	0	574	0	3 855
57039029	Carpets and other textile floor coverings, tufted, whether or not made up; of jute fibres; other than those of HS 57031010 - 57031030	16	16	218	218
57039091	Floor mats of a kind used for motor vehicles of headings 8702, 8703 or 8704 of other textile materials; other than of cotton or of jute fibres	22 523	143 241	130 580	932 695
57039092	Prayer rugs, other than of cotton or of jute fibres	268	713	3 348	11 378
57039099	Carpets and other textile floor coverings, tufted, whether or not made up, of other textile materials; other than of cotton or of jute fibres; n.e.c. in heading 5703	191	1 198	5 526	20 437
57042000	Tiles, having a maximum surface area exceeding 0.3 m2 but not exceeding 1 m2; of felt, not tufted or flocked, won made up	0	6	0	85
57049000	Tiles, having a minimum surface area exceeding 1 m2; of felt, not tufted or flocked, whether or not made up	33 373	142 031	58 479	264 278
57050011	Prayer rugs of cotton, whether or not made up; other than those of heading 5701-5704	2	2	34	34
57050019	Carpets and other textile floor coverings, whether or not made up; of cotton; other than those of heading 5701-5704; other than prayer rug	0	105	0	3 821
57050021	Nonwoven floor coverings, of a kind used for motor vehicles of heading 8702, 8703 or 8704; other than those of heading 5701-5704; of jute fibres	381	1 282	6 961	22 474
57050091	Prayer rugs other than those of heading 5701-5704; other than of cotton or of jute fibres	5	5	2 196	2 196
57050092	Nonwoven floor coverings, of a kind used for motor vehicles of heading 8702, 8703 or 8704; other than of cotton or of jute fibres; other than those of heading 5701-5704	1 537	13 439	25 419	194 983
57050099	Carpet and other textile floor coverings, whether or not made up, other than those of heading 5701-5704; other than of cotton or of jute fibres; n.e.c in heading 5705	14 021	21 247	66 420	83 141

https://www.bps.go.id

I.3. IMPOR MENURUT KOMODITI / IMPORT BY HS COMMODITY
*** APRIL/*APRIL 2022* ***

H S	Uraian Komoditi/*Commodity Description*	Berat bersih/*Net weight* (Kg)		Nilai/*Value CIF* (US$)	
		Bulan ini *Current month*	Kumulatif *Cum. Jan. to date*	Bulan ini *Current month*	Kumulatif *Cum. Jan. to date*
58011010	Woven pile fabrics and chenille fabrics, other than fabrics of heading 5802 or 5806; of wool or fine animal hair; coated, covered or laminated	27	197	5 023	8 273
58011090	Woven pile fabrics and chenille fabrics, other than fabrics of heading 5802 or 5806; of wool or fine animal hair; other than coated, covered or laminated	1 327	8 678	21 141	106 481
58012110	Uncut weft pile fabrics, woven, other than fabrics of heading 5802 or 5806; coated, covered or laminated; of cotton	0	53	0	656
58012210	Woven pile fabrics, other than fabrics of heading 5802 or 5806; cut corduroy; coated, covered or laminated; of cotton	7 232	7 456	150 470	152 003
58012290	Woven pile fabrics, other than fabrics of heading 5802 or 5806; cut corduroy; other than coated, covered or laminated; of cotton	43 002	442 546	530 581	3 700 071
58012310	Cut weft pile fabrics, woven, other than fabrics of heading 5802 or 5806; coated, covered or laminated; of cotton	0	10	0	260
58012390	Cut weft pile fabrics, woven, other than fabrics of heading 5802 or 5806; other than coated, covered or laminated; of cotton	14	42	413	926
58012690	Chenille fabrics, other than fabrics of heading 5802 or 5806; other than coated, covered or laminated; of cotton	72	210	1 376	4 876
58012710	Warp pile fabrics, other than fabrics of heading 5802 or 5806; coated, covered or laminated; of cotton	434	818	19 548	38 926
58012790	Warp pile fabrics, other than fabrics of heading 5802 or 5806; other than coated, covered or laminated; of cotton	46	4 927	1 952	101 648
58013190	Uncut weft pile fabrics, other than fabrics of heading 5802 or 5806; other than coated, covered or laminated; of man-made fibres	27	27	188	188
58013210	Woven pile fabrics, other than fabrics of heading 5802 or 5806; cut corduroy; coated, covered or laminated; of man - made fibres	0	6 647	0	26 300
58013290	Woven pile fabrics, other than fabrics of heading 5802 or 5806; cut corduroy; other than coated, covered or laminated; of man-made fibres	984	7 856	12 623	67 701
58013310	Cut weft pile fabrics, woven, other than fabrics of heading 5802 or 5806; of man-made fibres; coated, covered or laminated	21 667	22 218	139 678	143 565
58013390	Cut weft pile fabrics, woven, other than fabrics of heading 5802 or 5806; of man-made fibres; other than coated, covered or laminated	63 692	375 392	529 915	1 792 045
58013610	Chenille fabrics, other than fabrics of heading 5802 or 5806; of man - made fibres; coated, covered or laminated	0	136	0	8 242
58013690	Chenille fabrics, other than fabrics of heading 5802 or 5806; of man-made fibres; other than coated, covered or laminated	3 594	12 681	87 433	280 363
58013711	Warp pile fabrics; coated, covered or laminated; with cut pile	844	1 859	37 218	70 004
58013712	Warp pile fabrics; coated, covered or laminated; with uncut pile	7	7	728	728
58013791	Warp pile fabrics; other than coated, covered or laminated; with cut pile	18 196	123 279	119 828	860 874
58013792	Warp pile fabrics; other than coated, covered or laminated; with uncut pile	461	461	4 933	4 933
58019019	Woven pile fabrics and chenille fabrics, other than fabrics of heading 5802 or 5806; of silk; of other textile materials; other than coated, covered or laminated	1	57	55	1 639
58019091	Woven pile fabrics and chenille fabrics, other than fabrics of heading 5802 or 5806; other than of silk; coated, covered or laminated	10	10	746	746
58019099	Woven pile fabrics and chenille fabrics, other than fabrics of heading 5802 or 5806; other than of silk; other than coated, covered or laminated	1 686	7 826	14 064	67 310
58021010	Terry towelling and similar woven terry fabrics, of cotton; unbleached	63 072	311 087	785 142	4 024 361
58021090	Terry towelling and similar woven terry fabrics, of cotton; bleached	0	3 232	0	32 692
58022090	Terry towelling and similar woven terry fabrics, of other textile materials; other than of wool or fine animal hair	4	85	340	1 240
58023020	Tufted textile fabrics, other than products of heading 5703; woven, of cotton or of man-made fibres	611	839	7 719	11 770

https://www.bps.go.id

I.3. IMPOR MENURUT KOMODITI / IMPORT BY HS COMMODITY
*** APRIL/*APRIL 2022* ***

H S	Uraian Komoditi/*Commodity Description*	Berat bersih/*Net weight* (Kg)		Nilai/*Value CIF* (US$)	
		Bulan ini *Current month*	Kumulatif *Cum. Jan. to date*	Bulan ini *Current month*	Kumulatif *Cum. Jan. to date*
58023030	Tufted textile fabrics, other than products of heading 5703; woven, of other materials	18	46	520	1 109
58023090	Tufted textile fabrics, other than heading 5703, other than of impregnated, coated or covered, of woven, of cotton or of man-made fibres or of other materials	0	5 068	0	27 231
58030010	Gauze, other than narrow fabrics of heading 5806; made of cotton	3 281	10 330	28 418	104 827
58030020	Gauze, other than narrow fabrics of heading 5806; made of man - made fibres	8 573	28 956	26 652	89 751
58030030	Gauze, other than narrow fabrics of heading 5806; made of wool or fine animal hair	0	4	0	196
58030090	Gauze, other than narrow fabrics of heading 5806; other than of cotton, of man made fibres or of wool or fine animal hair	8 182	75 229	77 379	587 645
58041011	Tulles and other net fabrics, other than fabrics of headings 6002 to 6006; of silk; impregnated, coated, covered or laminated	8 345	19 551	88 882	340 074
58041019	Tulles and other net fabrics, other than fabrics of headings 6002 to 6006; of silk; other than impregnated, coated, covered or laminated	110 763	627 753	1 586 869	7 200 376
58041021	Tulles and other net fabrics, other than fabrics of headings 6002 to 6006; of cotton; impregnated, coated, covered or laminated	3 068	28 618	46 486	236 995
58041029	Tulles and other net fabrics, other than fabrics of headings 6002 to 6006; of cotton; other than impregnated, coated, covered or laminated	8 189	39 850	115 831	576 059
58041091	Tulles and other net fabrics, other than fabrics of headings 6002 to 6006; other than of silk or of cotton; impregnated, coated, covered or laminated	16 984	40 023	111 114	284 347
58041099	Tulles and other net fabrics, other than fabrics of headings 6002 to 6006; other than of silk or of cotton; other than impregnated, coated, covered or laminated	118 717	480 404	2 322 358	8 100 419
58042110	Mechanically made lace; of man-made fibres; impregnated, coated, covered or laminated	9 183	33 313	307 481	817 644
58042190	Mechanically made lace; of man-made fibres; other than impregnated, coated, covered or laminated	43 635	190 037	1 368 971	5 492 722
58042910	Mechanically made lace; of other textile materials; impregnated, coated, covered or laminated	67	2 041	1 391	55 064
58042990	Mechanically made lace; of other textile materials; other than impregnated, coated, covered or laminated	41 889	188 807	697 435	3 286 546
58043000	Hand-made lace	1 521	6 829	23 167	117 962
58050010	Hand-woven tapestries of the type Gobelins, Flanders, Aubusson, Beauvais and the like, and needle-worked tapestries (for example, petit point, cross stitch), whether or not made up; of cotton	0	73	0	979
58050090	Hand-woven tapestries of the type Gobelins, Flanders, Aubusson, Beauvais and the like, and needle-worked tapestries (for example, petit point, cross stitch), whether or not made up; oth than of cotton	116	134	292	624
58061010	Woven pile fabrics (including terry towelling and similar terry fabrics) and chenille fabrics other than goods of heading 5807; of silik	150	2 529	2 576	28 003
58061020	Woven pile fabrics (including terry towelling and similar terry fabrics) and chenille fabrics other than goods of heading 5807; of cotton	1 985	4 582	24 730	76 282
58061090	Woven pile fabrics (including terry towelling and similar terry fabrics) and chenille fabrics other than goods of heading 5807; other than of silik or of cotton	56 055	307 753	689 156	3 351 963
58062010	Tape of a kind used to wrap the grips or handles of sports equipment; containing by weight 5 % or more of elastomeric yarn or rubber thread	579	7 617	19 210	139 360
58062090	Narrow woven fabrics, oth thn goods of heading 5807; containing by weight 5 % or more of elastomeric yarn or rubber thread; oth than tape of a kind use to wrap the grips or handles of sports equipment	222 041	1 012 167	4 567 653	19 142 468

https://www.bps.go.id

I.3. IMPOR MENURUT KOMODITI / IMPORT BY HS COMMODITY
*** APRIL/*APRIL 2022* ***

H S	Uraian Komoditi/*Commodity Description*	Berat bersih/*Net weight* (Kg)		Nilai/*Value CIF* (US$)	
		Bulan ini *Current month*	Kumulatif *Cum. Jan. to date*	Bulan ini *Current month*	Kumulatif *Cum. Jan. to date*
58063110	Narrow woven fabrics suitable for the manufacture of inked ribbons for typewriters or similar machines; other woven fabrics; of cotton	2 059	8 032	37 612	155 687
58063120	Backing of a kind used for electrical insulating paper; other woven fabrics; of cotton	42	2 647	846	23 167
58063130	Ribbons of a kind used for making slide fasteners and of a width not exceeding 12 mm; other woven fabrics; of cotton	986	11 189	29 221	371 403
58063190	Other woven fabrics of cotton; other than those of HS 58063110 - 58063130	26 615	135 341	531 799	2 342 324
58063210	Narrow woven fabrics suitable for the manufacture of inked ribbons for typewriters or similar machines; safety seat belt fabrics; other woven fabrics; of man-made fibres	5 734	143 858	70 389	976 936
58063240	Backing of a kind used for electrical insulating paper; other woven fabrics; of man-made fabrics	0	21	0	253
58063250	Ribbons of a kind used for making slide fasteners and of a width not exceeding 12 mm; other woven fabrics; of man-made fibres	2 870	24 332	44 126	432 708
58063290	Other woven fabrics of man-made fabrics; other than those of HS 58063210 or 58063240 or 58063250	218 988	942 270	2 933 406	12 223 724
58063910	Other woven fabrics; of other textile materials; of silk	33	857	1 326	13 118
58063991	Backing of a kind used for electrical insulating paper; other than of silk; of other textile materials	736	4 232	9 096	41 502
58063992	Narrow woven fabrics suitable for the manufacture of inked ribbons for typewriters or similar machines; other than of silk; of other than materials	2 175	7 379	86 168	369 514
58063993	Ribbons of a kind used for making slide fasteners and of a width not exceeding 12 mm; other than of silk; of other textile materials	95	172	2 403	3 627
58063999	Other woven fabrics of other textile materials; other than silk; other than those of HS 58063991 - 58063993	30 999	138 116	466 631	2 212 840
58064000	Fabrics consisting of warp without weft assembled by means of an adhesive (bolducs)	2 194	8 892	32 956	194 584
58071000	Labels, badges and similar articles of textile materials, in the piece, in strips or cut to shape or size, not embroidered; woven	174 928	744 793	5 502 163	23 166 993
58079010	Labels, badges and similar articles of textile materials, in the piece, in strips or cut to shape or size, not embroidered; of nonwoven fabrics	16 063	94 529	390 092	1 603 835
58079090	Labels, badges and similar articles of textile materials, in the piece, in strips or cut to shape or size, not embroidered; other than woven or of nonwoven fabrics	75 914	391 173	1 649 225	7 080 622
58081010	Braids in the piece; combined with rubber thread	684	16 818	8 828	316 228
58081090	Braids in the piece; other than combined with rubber thread	9 742	49 551	278 193	978 029
58089010	Ornamental trimmings in the piece, without embroidery, other than knitted or crocheted; tassels, pompons and similar articles; combined with rubber thread	9 590	36 939	70 487	414 529
58089090	Ornamental trimmings in the piece, without embroidery, other than knitted or crocheted; tassels, pompons and similar articles; other than combined with rubber thread	23 161	73 443	591 023	1 678 044
58090000	Woven fabrics of metal thread and woven fabrics of metallised yarn of heading 5605, of a kind used in apparel, as furnishing fabrics or for similar purposes, not elsewhere specified or included	42	1 862	1 511	49 033
58101000	Embroidery without visible ground, in the piece, in strips or in motifs	139	1 593	8 407	71 452
58109100	Embroidery with visible ground; of cotton; in the piece, in strips or in motifs	282	34 296	6 635	567 392
58109200	Embroidery with visible ground; of man-made fibres; in the piece, in strips or in motifs	18 325	93 959	500 918	2 323 242
58109900	Embroidery with visible ground; of other textile materials; in the piece, in strips or in motifs	575	3 156	32 230	105 278

https://www.bps.go.id

I.3. IMPOR MENURUT KOMODITI / IMPORT BY HS COMMODITY
***** APRIL/*APRIL 2022* *****

H S	Uraian Komoditi/*Commodity Description*	Berat bersih/*Net weight* (Kg)		Nilai/*Value CIF* (US$)	
		Bulan ini *Current month*	Kumulatif *Cum. Jan. to date*	Bulan ini *Current month*	Kumulatif *Cum. Jan. to date*
58110090	Quilted textile products in the piece, composed of one or more layers of textile materials assembled with padding by stitching/otherwise; oth than embroidery of heading 5810; n.e.c. in heading 5811	39 830	128 312	648 575	1 538 248
59011000	Textile fabrics coated with gum or amylaceous substances, of a kind used for the outer covers of books or the like	0	1 322	0	56 698
59019020	Textile fabrics coated with gum or amylaceous substances; prepared painting canvas	0	14	0	293
59019090	Textile fabrics coated with gum or amylaceous substances; buckram and similar stiffened textile fabrics of a kind used for hat foundations	8 709	53 246	66 140	432 428
59021011	Tyre cord fabric of high tenacity yarn; of nylon or other polyamides; of chafer fabric, rubberised; of nylon-6 yarn	401 087	1 289 983	2 699 139	8 911 108
59021019	Tyre cord fabric of high tenacity yarn; of nylon or other polyamides; of chafer fabric, rubberised; other than of nylon-6 yarn	8 912	247 309	55 873	1 569 121
59021091	Tyre cord fabric of high tenacity yarn; of nylon or other polyamides; other than chafer fabric, rubberised; of nylon-6 yarn	620 759	3 514 861	2 981 616	17 552 259
59021099	Tyre cord fabric of high tenacity yarn; of nylon or other polyamides; other than chafer fabric, rubberised; other than nylon-6 yarn	346 199	1 612 498	2 325 425	9 905 140
59022020	Tyre cord fabric of high tenacity yarn; of polyester; of chafer fabric, rubberised	478 132	1 140 519	1 789 607	4 322 398
59022099	Tyre cord fabric of high tenacity yarn of polyester; other than of chafer fabric, rubberised or containing cotton	486 529	1 742 859	2 527 311	8 152 872
59029000	Tyre cord fabric of high tenacity yarn; other than of nylon or other polyamides; other than of polyester	0	466	0	4 827
59031010	Textile fabrics impregnated, coated, covered or laminated with poly (vinyl chloride), other than those of heading 5902; with polyurethane; interlining	214 623	645 484	2 220 881	7 210 148
59031090	Textile fabrics impregnated, coated, covered or laminated with poly (vinyl chloride), other than those of heading 5902; with polyurethane; other than interlining	161 589	1 098 047	1 571 505	7 162 361
59032000	Textile fabrics impregnated, coated, covered or laminated with plastics, other than those of heading 5902; with polyurethane	2 962 409	11 818 059	27 201 072	110 029 125
59039010	Canvas-type fabrics impregnated, coated, covered or laminated with nylon or other polyamides	58 232	263 971	1 296 259	4 650 187
59039090	Textile fabrics impregnated, coated, covered or laminated with plastics, other than those of heading 5902; n.e.c. in heading 5903	659 774	2 392 625	9 763 675	30 531 086
59041000	Linoleum, whether or not cut to shape	0	2 703	0	10 756
59049000	Floor coverings consisting of a coating or covering applied on a textile backing, whether or not cut to shape	25	8 632	167	58 628
59050090	Textile wall coverings; other than of wool or fine or coarse animal hair	1 686	10 316	25 688	95 441
59061000	Adhesive tape of a width not exceeding 20 cm	63 506	266 491	1 207 411	5 017 315
59069100	Rubberised textile fabrics, other than those of heading 5902; knitted or crocheted; other than adhesive tape of a width not exceeding 20 cm	50 522	195 043	470 492	1 517 195
59069910	Rubberised sheeting suitable for hospital use; other than knitted or crocheted	897	925	77 403	77 937
59069990	Rubberised textile fabrics, other than those of heading 5902; n.e.c. in heading 5906	213 064	1 045 693	1 751 949	7 253 239
59070010	Fabrics impregnated, coated or covered with oil or oil-based preparations	490	1 749	9 882	42 811
59070030	Fabrics impregnated, coated or covered with fire resistant substances	1 551	5 123	21 270	72 791
59070040	Fabrics impregnated, coated or covered with flock velvet, the entire surface of which is covered with textile flock	135 880	513 880	401 333	1 506 728
59070060	Fabrics impregnated, coated or covered with other substances	17	900	243	10 553
59070090	Textile fabrics otherwise impregnated, coated or covered; painted canvas being theatrical scenery, studio back-cloths or the like; n.e.c. in heading 5907	3 535	18 270	53 139	224 556

https://www.bps.go.id

I.3. IMPOR MENURUT KOMODITI / IMPORT BY HS COMMODITY
*** APRIL/*APRIL 2022* ***

H S	Uraian Komoditi/*Commodity Description*	Berat bersih/*Net weight* (Kg)		Nilai/*Value CIF* (US$)	
		Bulan ini *Current month*	Kumulatif *Cum. Jan. to date*	Bulan ini *Current month*	Kumulatif *Cum. Jan. to date*
59080010	Wicks; incandescent gas mantles	4	344	300	2 676
59080090	Textile woven, plaited or knitted, for lamps, stoves, lighters, candles or the like; tubular knitted gas mantle fabric therefor, whether or not impregnated	2 189	14 922	51 374	279 376
59090010	Textile hosepiping and similar textile tubing, with or without lining, armour or accessories of other materials; fire hoses	40 492	119 626	142 318	602 684
59090090	Textile hosepiping and similar textile tubing, with or without lining, armour or accessories of other materials; other than fire hoses	19 326	107 864	97 041	528 597
59100000	Transmission or conveyor belts or belting, of textile material, whether or not impregnated, coated, covered or laminated with plastics, or reinforced with metal or other material	98 785	440 725	1 715 713	6 903 296
59111000	Textile fabrics,felt&felt-lined woven fabrics,coat/cover w/ rubber,leather/oth,used for card clothing& technic purpose	18 564	50 330	129 096	430 426
59112000	Bolting cloth, whether or not made up	279	755	40 420	64 846
59113100	Textile fabrics and felts,endless or fitted with linking devices, used in paper-making or similar machines, weighing less than 650 g/m2	5 837	13 355	719 532	2 255 731
59113200	Textile fabrics and felts,endless or fitted with linking devices, used in paper-making or similar machines, weighing 650 g/m2 or more	58 347	189 896	2 639 932	8 538 634
59114000	Filtering or straining cloth of a kind used in oil presses or the like, including that of human hair	13 338	108 662	177 443	1 251 368
59119010	Textile products and articles, for technical uses, specified in Note 8 to this Chapter; gaskets and seals	799	3 113	55 708	155 531
59119090	Textile products and articles, for technical uses, specified in Note 8 to this Chapter; other than gaskets and seals	220 117	556 368	2 087 916	5 205 957
60011000	"Long pile" fabrics, knitted or crocheted	106 145	469 165	776 111	3 620 040
60012100	Looped pile fabrics; of cotton; knitted or crocheted	338 365	1 402 866	2 725 309	11 347 051
60012200	Looped pile fabrics; of man made fibres; knitted or crocheted	240 805	965 381	1 514 691	7 208 551
60012900	Looped pile fabrics; of other textile materials; knitted or croccheted	390 017	2 336 593	3 219 325	19 099 539
60019100	Pile fabrics, other than long pile fabrics and looped pile fabric; of cotton; knitted or crocheted	695 375	2 229 033	5 604 801	16 500 170
60019220	Pile fabrics of 100 % polyester staple fibres, of a width not less than 635 mm but not more than 762 mm, suitable for use in the manufacture of paint rollers; of man-made fibres	179 337	655 082	1 611 859	4 775 694
60019230	Pile fabrics, other than long pile fabrics and looped pile; of man-made fibre; containing elastomeric yarn or rubber thread	1 327	120 362	18 235	755 785
60019290	Pile fabrics, oth than long pile fabrics & looped pile;of man-made fibre;oth than pile fabrics of 100 % polyester staple fibres, of a width ≥ 635 mm but ≤ 762 mm & cont elastomeric yarn/rubber thread	1 129 510	3 391 242	7 958 547	24 127 247
60019900	Pile fabrics, other than "long pile" fabrics or looped pile fabric, knitted or crocheted; of other textile materials	33 783	64 858	433 576	929 788
60024000	Knitted or crocheted fabrics; containing by weight 5 % or more of elastomeric yarn or rubber thread, other than those of heading 6001	41 947	87 123	699 690	1 705 620
60029000	Knitted or crocheted fabrics of a width not exceeding 30 cm, of elastomeric yarn or rubber thread, other than those of heading 6001	254 861	1 038 645	4 053 153	16 264 473
60031000	Knitted or crocheted fabrics of a width not exceeding 30 cm, other than those of heading 6001 or 6002; of wool or fine animal hair	270	3 494	5 833	64 438
60032000	Knitted or crocheted fabrics of a width not exceeding 30 cm, other than those of heading 6001 or 6002; of cotton	12 863	52 316	174 116	735 894
60033000	Knitted or crocheted fabrics of a width not exceeding 30 cm, other than those of heading 6001 or 6002; of synthetic fibres	28 460	91 078	336 188	1 263 696
60034000	Knitted or crocheted fabrics of a width not exceeding 30 cm, other than those of heading 6001 or 6002; of artificial fibres	33	48	520	1 045
60039000	Knitted or crocheted fabrics of a width not exceeding 30 cm, other than those of heading 6001 or 6002; n.e.c. in heading 6003	38 587	108 218	363 766	1 051 975

https://www.bps.go.id

I.3. IMPOR MENURUT KOMODITI / IMPORT BY HS COMMODITY
***** APRIL/*APRIL 2022* *****

H S	Uraian Komoditi/*Commodity Description*	Berat bersih/*Net weight* (Kg)		Nilai/*Value CIF* (US$)	
		Bulan ini *Current month*	Kumulatif *Cum. Jan. to date*	Bulan ini *Current month*	Kumulatif *Cum. Jan. to date*
60041010	Knitted or crocheted fabrics of a width exceeding 30 cm, containing by weight 5 % or more but not more than 20 % of elastomeric yarn but not containing rubber thread, other than those of heading 6001	1 753 149	8 740 521	13 785 917	60 301 947
60041090	Knitted or crocheted fabrics of a width exceeding 30 cm, containing by weight more than 20 % of elastomeric yarn but not containing rubber thread; other than those of heading 6001	1 722 420	8 532 006	19 646 299	95 466 867
60049000	Knitted or crocheted fabrics of a width exceeding 30 cm, containing by weight 5 % or more of elastomeric yarn containing rubber thread, other than those of heading 6001	473 989	1 735 894	5 952 564	23 083 955
60052100	Warp knit fabrics (including those made on galloon knitting machines), other than those of headings 6001 to 6004; of cotton; unbleached or bleached	67 631	319 279	723 011	4 529 029
60052200	Warp knit fabrics (including those made on galloon knitting machines), other than those of headings 6001 to 6004; of cotton; dyed	93 206	357 769	744 282	2 749 162
60052300	Warp knit fabrics (including those made on galloon knitting machines), other than those of headings 6001 to 6004; of cotton; of yarn of different colours	1 860	68 772	26 754	758 076
60052400	Warp knit fabrics (including those made on galloon knitting machines), other than those of headings 6001 to 6004; of cotton; printed	0	23	0	402
60053500	Warp knit fabrics (including those made on galloon knitting machines), other than those of headings 6001 to 6004; of synthetic fibres; fabrics specified in Subheading Note 1 to this Chapter	214 330	872 992	1 261 247	5 250 861
60053610	Knitted swimwear fabrics of polyester and polybutylene terephthalate in which polyester predominates by weight; unbleached or bleached; other than those of heading 6001 to 6004	8 307	8 385	99 000	99 584
60053690	Warp knit fabrics (incl those made on galloon knitting machines), other than those of headings 6001 to 6004; of synthetic fibres; unbleached or bleached; other than those of HS 60053610	92 818	558 291	829 269	6 232 108
60053710	Knitted swimwear fabrics of polyester and polybutylene terephthalate in which polyester predominates by weight; dyed; other than those of heading 6001 to 6004	31 519	199 097	550 524	3 348 195
60053790	Warp knit fabrics (incl those made on galloon knitting machines), other than those of headings 6001 to 6004; of synthetic fibres; dyed; other than those of HS 60053710	572 141	2 069 616	8 009 378	27 774 712
60053810	Knitted swimwear fabrics of polyester and polybutylene terephthalate in which polyester predominates by weight; of yarns different colours; other than those of heading 6001 to 6004	12 956	36 886	103 449	284 652
60053890	Warp knit fabrics (incl those made on galloon knitting machines), other than those of headings 6001 to 6004; of synthetic fibres; of yarns of different colours; other than those of HS 60053810	81 036	263 406	263 926	1 285 556
60053990	Warp knit fabrics (incl those made on galloon knitting machines), other than those of headings 6001 to 6004; of synthetic fibres; printed; other than those of HS 60053910	48 310	311 677	577 528	2 450 012
60054200	Warp knit fabrics (including those made on galloon knitting machines), other than those of headings 6001 to 6004; of artificial fibres; dyed	38 602	114 022	456 774	1 379 301
60054300	Warp knit fabrics (including those made on galloon knitting machines), other than those of headings 6001 to 6004; of artificial fibres; of yarn of different colours	4 074	12 948	41 113	136 402
60054400	Warp knit fabrics (including those made on galloon knitting machines), other than those of headings 6001 to 6004; of artificial fibres; printed	0	9	0	181
60059010	Warp knit fabrics (including those made on galloon knitting machines), oth than in headings 6001-6004; oth than of cotton or of synthetic fibres or of artificial fibres; of wool or fine animal hair	0	1 330	0	4 903

https://www.bps.go.id

I.3. IMPOR MENURUT KOMODITI / IMPORT BY HS COMMODITY
***** APRIL/*APRIL 2022* *****

H S	Uraian Komoditi/*Commodity Description*	Berat bersih/*Net weight* (Kg)		Nilai/*Value CIF* (US$)	
		Bulan ini *Current month*	Kumulatif *Cum. Jan. to date*	Bulan ini *Current month*	Kumulatif *Cum. Jan. to date*
60059090	Warp knit fabrics (incl those made on galloon knitting machines), oth than in headings 6001-6004; oth than of cotton or of synthetic fibres or of artificial fibres; oth than of wool/ fine animal hair	16 862	179 003	185 949	1 775 135
60061000	Fabrics; knitted or crocheted fabrics, other than those of headings 6001 to 6005; of wool or fine animal hair	45 547	185 037	440 301	1 774 528
60062100	Fabrics; knitted or crocheted fabrics, other than those of headings 6001 to 6005; of cotton; unbleached or bleached	486 359	2 107 601	4 285 361	18 699 939
60062200	Fabrics; knitted or crocheted fabrics, other than those of headings 6001 to 6005; of cotton; dyed	3 663 052	17 018 489	31 396 741	141 114 207
60062300	Fabrics; knitted or crocheted fabrics, other than those of headings 6001 to 6005; of cotton; of yarn of different colours	437 912	1 542 788	3 733 380	13 690 587
60062400	Fabrics; knitted or crocheted fabrics, other than those of headings 6001 to 6005; of cotton; printed	450 280	1 999 586	4 107 991	16 662 286
60063110	Knitted or crocheted fabrics, other than those of headings 6001 to 6005 ; of synthetic fibres; nylon fibre mesh of a kind used as backing material for mosaic tiles; unbleached or bleached	267	8 684	4 364	82 036
60063120	Knitted or crocheted fabrics, other than those of headings 6001 to 6005; of synthetic fibres; elastic (combained with rubber threads); unbleached or bleached	128 164	603 056	1 535 489	7 750 908
60063190	Knitted or crocheted fabrics, other than of headings 6001 to 6005; of synthetic fibres; unbleached or bleached; other than those of HS 60063110 or 60063120	661 415	2 749 415	5 406 872	23 371 566
60063210	Knitted or crocheted fabrics, other than those of headings 6001 to 6005; of synthetic fibres; nylon fibre mesh of a kind used as backing material for mosaic tiles; dyed	21 553	235 361	193 107	2 122 058
60063220	Knitted or crocheted fabrics, other than those of headings 6001 to 6005; of synthetic fibres; elastic (combained with rubber threads); dyed	11 655	68 102	109 106	736 151
60063290	Knitted or crocheted fabrics, other than of headings 6001 to 6005; of synthetic fibres; dyed; other than those of HS 60063210 or 60063220	2 424 299	8 419 745	20 440 528	76 508 038
60063310	Knitted or crocheted fabrics, other than those of headings 6001 to 6005; of synthetic fibres; elastic (combained with rubber threads); of yarn of different colours	3 221	82 483	41 751	632 163
60063390	Knitted or crocheted fabrics, other than of headings 6001 to 6005; of synthetic fibres; of yarns of different colours; other than those of HS 60063310	96 761	977 412	1 046 628	6 218 496
60063410	Knitted or crocheted fabrics, other than those of headings 6001 to 6005; of synthetic fibres; elastic (combained with rubber threads); printed	120 552	368 399	997 780	3 019 768
60063490	Knitted or crocheted fabrics, other than of headings 6001 to 6005; of synthetic fibres; printed; other than those of HS 60063410	162 841	2 562 634	1 152 072	8 375 411
60064110	Knitted or crocheted fabrics, other than those of headings 6001 to 6005; of artificial fibres; elastic (combained with rubber threads); unbleached or bleached	41	527	516	5 964
60064190	Knitted or crocheted fabrics, other than those of headings 6001 to 6005; of artificial fibres; other than elastic (combained with rubber threads); unbleached or bleached	25 299	89 902	210 675	634 360
60064210	Knitted or crocheted fabrics, other than those of headings 6001 to 6005; of artificial fibres; elastic (combained with rubber threads); dyed	38 253	202 278	352 923	1 995 198
60064290	Knitted or crocheted fabrics, other than those of headings 6001 to 6005; of artificial fibres; other than elastic (combained with rubber threads); dyed	418 710	1 210 359	3 144 231	8 839 055
60064310	Knitted or crocheted fabrics, other than those of headings 6001 to 6005; of artificial fibres; elastic (combained with rubber threads); of yarn of different colours	5 166	8 367	46 061	74 096
60064390	Knitted or crocheted fabrics, other than those of headings 6001 to 6005; of artificial fibres; other than elastic (combained with rubber threads); of yarn of different colours	1 107	9 533	11 588	1 016 565

https://www.bps.go.id

I.3. IMPOR MENURUT KOMODITI / IMPORT BY HS COMMODITY
*** APRIL/*APRIL 2022* ***

H S	Uraian Komoditi/*Commodity Description*	Berat bersih/*Net weight* (Kg)		Nilai/*Value CIF* (US$)	
		Bulan ini *Current month*	Kumulatif *Cum. Jan. to date*	Bulan ini *Current month*	Kumulatif *Cum. Jan. to date*
60064410	Knitted or crocheted fabrics, other than those of headings 6001 to 6005; of artificial fibres; elastic (combained with rubber threads); printed	2 575	17 857	23 361	148 623
60064490	Knitted or crocheted fabrics, other than those of headings 6001 to 6005; of artificial fibres; other than elastic (combained with rubber threads); printed	69 875	121 438	1 117 340	1 866 254
60069000	Knitted or crocheted fabrics, other than those of headings 6001 to 6005; other than of wool or animal hair or of cotton or of synthetic fibres or of artificial fibres	1 132 747	6 857 040	8 293 823	49 823 395
61012000	Men's or boys' overcoats, car-coats, capes, cloaks, anoraks (including ski-jackets), wind-cheaters, wind-jackets and similar articles, knitted or crocheted, other than those of heading 6103; of cotton	7 579	31 942	185 146	776 888
61013000	Men's or boys' overcoats, car-coats, capes, cloaks, anoraks (incl ski-jackets), wind-cheaters, wind-jackets and similar articles, knitted /crocheted, oth than those of heading 6103; of man-made fibres	2 232	11 087	95 159	418 504
61019000	Men's or boys' overcoats, car-coats, capes, cloaks, anoraks(incl ski-jackets), wind-cheaters, wind-jackets&similar articles, knitted/crocheted,oth than those of heading 6103;of other textile materials	115	489	14 542	35 874
61021000	Women's or girls' overcoats, car-coats, capes, cloaks, anoraks(incl ski-jackets), wind-cheaters, wind-jackets&similar articles,knitted/crocheted,oth than those of heading 6104;of wool/fine animal hair	5	72	1 798	22 508
61022000	Women's or girls' overcoats, car-coats, capes, cloaks, anoraks (incl ski-jackets), wind-cheaters, wind-jackets and similar articles, knitted or crocheted, oth than those of heading 6104; of cotton	213	12 108	5 906	245 368
61023000	Women's or girls' overcoats, car-coats, capes, cloaks, anoraks(incl ski-jackets), wind-cheaters, wind-jackets & similar articles, knitted/crocheted,oth than those of heading 6104; of man-made fibres	2 096	12 186	60 554	379 555
61029000	Women's or girls' overcoats, car-coats, capes, cloaks, anoraks(incl ski-jackets), wind-cheaters, wind-jackets&similar articles,knitted/crocheted,oth than those of heading 6104;of oth textile materials	83	610	2 061	46 429
61031000	Men's or boys' suits, knitted or crocheted	559	854	26 528	51 339
61032200	Men's or boys' ensembles, knitted or crocheted; of cotton	1 148	3 740	26 205	73 031
61032300	Men's or boys' ensembles, knitted or crocheted; of synthetic fibres	4	41	21	1 392
61032900	Men's or boys' ensembles, knitted or crocheted; of other textile materials	87	356	2 466	9 395
61033100	Men's or boys' jackets and blazers, knitted or crocheted; of wool or fine animal hair	23	134	8 140	30 235
61033200	Men's or boys' jackets and blazers, knitted or crocheted; of cotton	342	2 534	33 440	121 734
61033300	Men's or boys' jackets and blazers, knitted or crocheted; of cotton	653	14 487	24 480	356 036
61033910	Men's or boys' jackets and blazers, knitted or crocheted; of other textile materials; ramie, linen or silk	0	1	0	39
61033990	Men's or boys' jackets and blazers, knitted or crocheted; of other textile materials; other than of ramie, linen or silk	734	994	1 348	9 499
61034100	Men's or boys' trousers, bib and brace overalls, breeches and shorts (other than swimwear), knitted or crocheted; of wool or fine animal hair	38	268	10 928	50 705
61034200	Men's or boys' trousers, bib and brace overalls, breeches and shorts (other than swimwear), knitted or crocheted; of cotton	19 657	99 737	514 108	2 477 369
61034300	Men's or boys' trousers, bib and brace overalls, breeches and shorts (other than swimwear), knitted or crocheted; of synthetic fibres	11 105	53 120	341 827	1 744 572

https://www.bps.go.id

I.3. IMPOR MENURUT KOMODITI / IMPORT BY HS COMMODITY
***** APRIL/*APRIL 2022* *****

H S	Uraian Komoditi/*Commodity Description*	Berat bersih/*Net weight* (Kg)		Nilai/*Value CIF* (US$)	
		Bulan ini *Current month*	Kumulatif *Cum. Jan. to date*	Bulan ini *Current month*	Kumulatif *Cum. Jan. to date*
61034900	Men's or boys' trousers, bib and brace overalls, breeches and shorts (other than swimwear), knitted or crocheted; of other textile materials	3 324	6 332	17 392	57 788
61041300	Women's or girls' suits, knitted or crocheted; of synthetic fibres	686	1 113	13 616	21 072
61041920	Women's or girls' suits, knitted or crocheted; of other textile materials; of cotton	559	1 581	12 952	28 933
61041990	Women's or girls' suits, knitted or crocheted; of other textile materials; other than of cotton	900	1 299	11 124	19 359
61042200	Women's or girls' ensembles, knitted or crocheted; of cotton	342	3 218	7 643	66 626
61042300	Women's or girls' ensembles, knitted or crocheted; of synthetic fibres	155	214	677	3 379
61042900	Women's or girls' ensembles, knitted or crocheted; of other textile materials	8	49	119	1 464
61043100	Women's or girls' jackets and blazers, knitted or crocheted; of wool or fine animal hair	28	46	11 784	18 372
61043200	Women's or girls' jackets and blazers, knitted or crocheted; of cotton	123	618	14 277	97 954
61043300	Women's or girls' jackets and blazers, knitted or crocheted; of synthetic fibres	2 064	6 577	66 957	225 368
61043900	Women's or girls' jackets and blazers, knitted or crocheted; of other textile materials	260	571	26 688	41 665
61044100	Women's or girls' dresses, knitted or crocheted; of wool or fine animal hair	10	175	9 104	50 655
61044200	Women's or girls' dresses, knitted or crocheted; of cotton	9 160	55 507	367 508	1 617 898
61044300	Women's or girls' dresses, knitted or crocheted; of synthetic fibres	10 510	26 614	311 104	814 105
61044400	Women's or girls' dresses, knitted or crocheted; of artificial fibres	2 115	7 126	72 841	280 403
61044900	Women's or girls' dresses, knitted or crocheted; of other textile materials	524	1 223	24 915	67 034
61045100	Women's or girls' skirts and divided skirts, knitted or crocheted; of wool or fine animal hair	5	57	916	12 582
61045200	Women's or girls' skirts and divided skirts, knitted or crocheted; of cotton	329	7 164	22 501	220 480
61045300	Women's or girls' skirts and divided skirts, knitted or crocheted; of synthetic fibres	1 456	6 578	44 196	194 850
61045900	Women's or girls' skirts and divided skirts, knitted or crocheted; of other textile materials	477	1 148	14 429	57 256
61046100	Women's or girls' trousers, bib and brace overalls, breeches and shorts (other than swimwear), knitted or crocheted; of wool or fine animal hair	8	43	3 609	14 001
61046200	Women's or girls' trousers, bib and brace overalls, breeches and shorts (other than swimwear), knitted or crocheted; of cotton	19 377	115 698	470 478	2 659 849
61046300	Women's or girls' trousers, bib and brace overalls, breeches and shorts (other than swimwear), knitted or crocheted; of synthetic fibres	7 794	74 677	261 232	2 163 815
61046900	Women's or girls' trousers, bib and brace overalls, breeches and shorts (other than swimwear), knitted or crocheted; of other textile materials	2 847	23 695	109 125	671 868
61051000	Men's or boys' shirts, knitted or crocheted; of cotton	24 950	134 907	1 133 599	4 681 883
61052010	Men's or boys' shirts, knitted or crocheted; of man-made fibres; of synthetic fibres	6 113	25 497	305 450	1 178 739
61052020	Men's or boys' shirts, knitted or crocheted; of man-made fibres; of artificial fibres	109	319	2 212	6 422
61059000	Men's or boys' shirts, knitted or crocheted; of other textile materials	2 327	14 376	61 675	271 941
61061000	Women's or girls' blouses, shirts and shirt-blouses, knitted or crocheted; of cotton	35 719	75 448	243 719	692 954
61062000	Women's or girls' blouses, shirts and shirt-blouses, knitted or crocheted; of man-made fibres	5 855	16 895	153 605	508 753
61069000	Women's or girls' blouses, shirts and shirt-blouses, knitted or crocheted; of other textile materials	351	2 185	23 502	115 897

https://www.bps.go.id

I.3. IMPOR MENURUT KOMODITI / IMPORT BY HS COMMODITY
***** APRIL/*APRIL 2022* *****

H S	Uraian Komoditi/*Commodity Description*	Berat bersih/*Net weight* (Kg)		Nilai/*Value CIF* (US$)	
		Bulan ini *Current month*	Kumulatif *Cum. Jan. to date*	Bulan ini *Current month*	Kumulatif *Cum. Jan. to date*
61071100	Men's or boys' underpants and briefs, knitted or crocheted; of cotton	33 065	86 703	199 282	995 370
61071200	Men's or boys' underpants and briefs, knitted or crocheted; of man-made fibres	4 522	59 779	65 151	383 496
61071900	Men's or boys' underpants and briefs, knitted or crocheted; of other textile materials	64 374	326 020	151 105	789 517
61072100	Men's or boys' nightshirts and pyjamas, knitted or crocheted; of cotton	1 053	6 263	19 750	143 217
61072200	Men's or boys' nightshirts and pyjamas, knitted or crocheted; of man-made fibres	35	524	1 216	10 792
61072900	Men's or boys' nightshirts and pyjamas, knitted or crocheted; of other textile materials	1 022	1 054	3 022	3 593
61079100	Men's or boys' bathrobes, dressing gowns and similar articles, knitted or crocheted; of cotton	4	11 113	85	25 153
61079900	Men's or boys' bathrobes, dressing gowns and similar articles, knitted or crocheted; of other textile materials	614	882	1 861	9 907
61081100	Women's or girls' slips and petticoats, knitted or crocheted; of man-made fibres	3	92	133	3 272
61081920	Women's or girls' slips and petticoats, knitted or crocheted; of other textile materials; of wool or fine animal hair	0	70	0	2 837
61081930	Women's or girls' slips and petticoats, knitted or crocheted; of other textile materials; of cotton	2	6	132	233
61081990	Women's or girls' slips and petticoats, knitted or crocheted; of other textile materials; other than of wool or fine animal hair, of cotton and of silk	38	3 890	176	5 123
61082100	Women's or girls' briefs and panties, knitted or crocheted; of cotton	67 281	478 003	325 098	2 525 908
61082200	Women's or girls' briefs and panties, knitted or crocheted; of man-made fibres	30 196	268 192	323 968	2 838 207
61082900	Women's or girls' briefs and panties, knitted or crocheted; of other textile materials	52 582	172 065	114 451	370 547
61083100	Women's or girls' nightdresses and pyjamas, knitted or crocheted; of cotton	5 398	27 672	96 008	388 288
61083200	Women's or girls' nightdresses and pyjamas, knitted or crocheted; of man-made fibres	1 020	7 176	50 038	237 582
61083900	Women's or girls' nightdresses and pyjamas, knitted or crocheted; of other textile materials	426	601	1 906	2 823
61089100	Women's or girls' negligees, bathrobes, dressing gowns and similar articles, knitted or crocheted; of cotton	81 297	99 992	207 454	282 374
61089200	Women's or girls' negligees, bathrobes, dressing gowns and similar articles, knitted or crocheted; of man-made fibres	204	1 526	5 444	50 929
61089900	Women's or girls' negligees, bathrobes, dressing gowns and similar articles, knitted or crocheted; of other textile materials	6 235	15 518	16 967	40 888
61091010	T-shirts, singlets and other vests, knitted or crocheted; of cotton; for men or boys	71 055	444 373	2 147 324	11 804 935
61091020	T-shirts, singlets and other vests, knitted or crocheted; of cotton; for women or girls	63 410	301 902	1 582 197	7 498 321
61099010	T-shirts, singlets and other vests, knitted or crocheted; of other textile materials; for men or boys, of ramie, linen or silk	535	1 184	8 862	24 922
61099020	T-shirts, singlets and other vests, knitted or crocheted; of other textile materials; for men or boys, of other textile materials	11 871	75 482	423 202	2 152 737
61099030	T-shirts, singlets and other vests, knitted or crocheted; of other textile materials; for women or girls	20 363	103 789	611 364	2 799 162
61101100	Jerseys, pullovers, cardigans, waistcoats and similar articles, knitted or crocheted; of wool	270	1 644	26 266	283 678
61101200	Jerseys, pullovers, cardigans, waistcoats and similar articles, knitted or crocheted; of kashmir (cashmere) goats	45	288	22 635	148 256
61101900	Jerseys, pullovers, cardigans, waistcoats and similar articles, knitted or crocheted; other than of wool and of kashmir (cashmere) goats	49	884	7 648	20 377
61102000	Jerseys, pullovers, cardigans, waistcoats and similar articles, knitted or crocheted; of cotton	27 487	239 621	1 025 218	7 238 143

https://www.bps.go.id

I.3. IMPOR MENURUT KOMODITI / IMPORT BY HS COMMODITY
*** APRIL/*APRIL 2022* ***

H S	Uraian Komoditi/*Commodity Description*	Berat bersih/*Net weight* (Kg)		Nilai/*Value CIF* (US$)	
		Bulan ini *Current month*	Kumulatif *Cum. Jan. to date*	Bulan ini *Current month*	Kumulatif *Cum. Jan. to date*
61103000	Jerseys, pullovers, cardigans, waistcoats and similar articles, knitted or crocheted; of man-made fibres	13 024	101 405	497 214	3 318 878
61109000	Jerseys, pullovers, cardigans, waistcoats and similar articles, knitted or crocheted; of other textile materials	971	7 945	44 190	220 452
61112000	Babies' garments and clothing accessories, knitted or crocheted; of cotton	17 329	101 046	516 878	2 630 954
61113000	Babies' garments and clothing accessories, knitted or crocheted; of synthetic fibres	1 375	5 418	35 009	144 079
61119010	Babies' garments and clothing accessories, knitted or crocheted; of other textile materials; of wool or fine animal hair	12	87	611	1 848
61119090	Babies' garments and clothing accessories, knitted or crocheted; of other textile materials; other than of wool or fine animal hair	199	435	2 130	5 934
61121100	Track suits, knitted or crocheted; of cotton	4	214	192	10 125
61121200	Track suits, knitted or crocheted; of synthetic	83	455	2 907	19 828
61121900	Track suits, knitted or crocheted; of other textile materials	7	32	91	827
61122000	Ski suits, knitted or crocheted	0	50	0	590
61123100	Men's or boys' swimwear, knitted or crocheted; of synthetic fibres	1 657	7 665	73 187	367 536
61123900	Men's or boys' swimwear, knitted or crocheted; of othertextile materials	57	114	2 461	3 168
61124110	Women's or girls' swimwear; mastectomy swimwear (post breast surgery swimwear); of synthetic fibres	0	14	0	622
61124190	Women's or girls' swimwear; other than mastectomy swimwear (post breast surgery swimwear); of synthetic fibres	3 469	17 105	131 115	728 914
61124910	Women's or girls' swimwear; mastectomy swimwear (post breast surgery swimwear); of other textile materials	0	33	0	331
61124990	Women's or girls' swimwear; other than mastectomy swimwear (post breast surgery swimwear); of other textile materials	13	82	724	2 588
61130010	Divers' suits (wetsuits), made up of knitted or crocheted fabrics of heading 5903, 5906 or 5907	102	630	2 034	9 842
61130030	Garments used for protection from fire, made up of knitted or crocheted fabrics of heading 5903, 5906 or 5907	429	429	5 152	5 152
61130040	Other protective work garments, made up of knitted or crocheted fabrics of heading 5903, 5906 or 5907	0	52	0	5 216
61130090	Garments, made up of knitted or crocheted fabrics of heading 5903, 5906 or 5907; other than divers' suits (wetsuits) or garments used for protection from fire or other protective work garments	64	1 483	1 725	47 303
61142000	Other garments, knitted or crocheted; of cotton	2 794	6 352	102 654	200 468
61143020	Garments used for protection from fire, knitted or crocheted; of man made fibres	12	100	85	2 701
61143090	Other garments, knitted or crocheted; of man-made fibres; other than used for protection from fire	4 809	44 404	182 493	724 060
61149010	Other garments, knitted or crocheted; of wool or fine animal hair	1	5	8	327
61149090	Other garments, knitted or crocheted; of other textile materials (other than of wool or fine animal hair)	562	1 853	15 036	106 422
61151010	Stockings for varicose veins, knitted or crocheted; of synthetic fibres	0	2	0	67
61151090	Graduated compression hosiery, knitted or crocheted; other than stockings for varicose veins, of synthetic fibres	23 919	97 630	39 702	206 952
61152100	Panty hose and tights, knitted or crocheted of synthetic fibres, measuring per single yarn less than 67 decitex; other than graduated compression hosiery	36	183	1 070	6 960
61152200	Panty hose and tights, knitted or crocheted; of synthetic fibres, measuring per single yarn 67 decitex or more; other than graduated compression hosiery	480	3 596	14 965	172 450
61152910	Other panty hose and tights, knitted or crocheted; of cotton	3 108	17 197	69 417	117 584
61152990	Other panty hose and tights, knitted or crocheted; of other textile materials (other than of cotton)	3 647	22 674	20 992	115 081
61153010	Women's full-length or knee-length hosiery, measuring per single yarn less than 67 decitex, knitted or crocheted of cotton; other than graduated compression hosiery	0	1	0	17

https://www.bps.go.id

I.3. IMPOR MENURUT KOMODITI / IMPORT BY HS COMMODITY
***** APRIL/*APRIL 2022* *****

H S	Uraian Komoditi/*Commodity Description*	Berat bersih/*Net weight* (Kg)		Nilai/*Value CIF* (US$)	
		Bulan ini *Current month*	Kumulatif *Cum. Jan. to date*	Bulan ini *Current month*	Kumulatif *Cum. Jan. to date*
61153090	Women's full-length or knee-length hosiery, measuring per single yarn less than 67 decitex, knitted or crocheted, other than of cotton; other than graduated compression hosiery	3 595	3 664	16 484	19 382
61159400	Footwear without applied soles, knitted or crocheted; of wool or fine animal hair	18	52	918	2 353
61159500	Footwear without applied soles, knitted or crocheted; of cotton	7 849	64 005	177 800	1 028 309
61159600	Footwear without applied soles, knitted or crocheted; of synthetic fibres	102 783	330 229	423 205	1 333 454
61159900	Footwear without applied soles, knitted or crocheted; of other textile materials (other than of wool or fine animal hair, cotton and synthetic fibres)	22 574	32 524	30 190	77 073
61161010	Drivers' gloves, knitted or crocheted; impregnated, coated, covered or laminated with plastics or rubber	201	1 683	1 198	8 688
61161090	Gloves, mittens and mitts, knitted or crocheted; impregnated, coated, covered or laminated with plastics or rubber; other than drivers' gloves	20 433	129 679	182 893	1 365 301
61169100	Gloves, mittens and mitts, knitted or crocheted; other than impregnated, coated, covered or laminated with plastics or rubber; of wool or fine animal hair	8	12	218	278
61169200	Gloves, mittens and mitts, knitted or crocheted; other than impregnated, coated, covered or laminated with plastics or rubber; of cotton	7 954	8 626	20 452	26 086
61169300	Gloves, mittens and mitts, knitted or crocheted; other than impregnated, coated, covered or laminated with plastics or rubber; of synthetic fibres	8 617	57 446	49 355	286 999
61169900	Gloves, mittens & mitts, knitted/crocheted; oth than impregnated, coated, covered/laminated with plastics/rubber; of oth textile materials (oth than of wool/fine animal hair, cotton&synthetic fibres)	2 417	6 886	5 955	39 913
61171010	Shawls, scarves, mufflers, mantillas, veils and the like, knitted or crocheted; of cotton	163	23 118	4 317	212 620
61171090	Shawls, scarves, mufflers, mantillas, veils and the like, knitted or crocheted; of other than cotton	21 420	48 161	221 793	577 654
61178011	Ties, bow ties and cravats, knitted or crocheted; of wool or fine animal hair	0	4	0	49
61178019	Ties, bow ties and cravats, knitted or crocheted; of other than wool or fine animal hair	717	5 012	13 023	136 618
61178020	Wrist bands, knee bands or ankle bands, knitted or crocheted	358	3 229	6 636	72 564
61178090	Other made up clothing accessories, knitted or crocheted; other than shawls, scarves, mufflers, mantillas, veils and the like, ties, bow ties and cravats, wrist bands, knee bands or ankle bands	17 295	71 496	186 734	1 306 287
61179000	Knitted or crocheted parts of garments or of clothing accessories	271 391	944 139	2 993 270	9 891 765
62012010	Men's or boys' overcoats, raincoats, car-coats, cloaks, capes, ponchos, three-quarter coats, greatcoats, hooded capes & similar articles, other than those of heading 6203; of wool or fine animal hair	754	1 153	35 592	65 504
62012090	Men's or boys' anoraks (including ski-jackets), wind-cheaters, wind-jackets and similar articles, other than those of heading 6203; of wool or fine animal hair	54	232	6 835	21 986
62013010	Men's or boys' overcoats, raincoats, car-coats, cloaks, capes, ponchos, three-quarter coats, greatcoats, hooded capes and similar articles, other than those of heading 6203; of cotton	1 506	3 818	43 227	117 432
62013090	Men's or boys' anoraks (including ski-jackets), wind-cheaters, wind-jackets and similar articles, other than those of heading 6203; of cotton	3 568	15 476	135 587	571 911
62014010	Men's or boys' overcoats, raincoats, car-coats, cloaks, capes, ponchos, three-quarter coats, greatcoats, hooded capes and similar articles, other than those of heading 6203; of man-made fibres	1 234	2 489	66 978	104 934
62014090	Men's or boys' anoraks (including ski-jackets), wind-cheaters, wind-jackets and similar articles, other than those of heading 6203; of man-made fibres	10 377	45 864	405 450	1 789 499

https://www.bps.go.id

I.3. IMPOR MENURUT KOMODITI / IMPORT BY HS COMMODITY
***** APRIL/*APRIL 2022* *****

H S	Uraian Komoditi/*Commodity Description*	Berat bersih/*Net weight* (Kg)		Nilai/*Value CIF* (US$)	
		Bulan ini *Current month*	Kumulatif *Cum. Jan. to date*	Bulan ini *Current month*	Kumulatif *Cum. Jan. to date*
62019011	Men's or boys' overcoats, raincoats, car-coats, cloaks, capes, ponchos, three-quarter coats, greatcoats, hooded capes and similar articles, other than those of heading 6203; of silk	0	1	0	77
62019019	Men's or boys' anoraks (including ski-jackets), wind-cheaters, wind-jackets and similar articles, other than those of heading 6203; of silk	11	11	358	358
62019021	Men's or boys' overcoats, raincoats, car-coats, cloaks, capes, ponchos, three-quarter coats, greatcoats, hooded capes and similar articles, other than those of heading 6203; of ramie	1	1	8	8
62019029	Men's or boys' anoraks (including ski-jackets), wind-cheaters, wind-jackets and similar articles, other than those of heading 6203, of ramie	8	9	274	407
62019090	Men’s/boys’ overcoats,car-coats,capes,cloaks,anoraks(including ski-jackets),wind-cheaters,wind-jackets&similar article, oth than those of heading 6203;of oth textile material (oth than of silk&ramie)	432	1 305	10 767	49 307
62022010	Women’s or girls’ overcoats, raincoats, car-coats, cloaks, capes, ponchos, three-quarter coats, greatcoats, hooded capes & similar articles, other than those of heading 6204; of wool/fine animal hair	55	411	6 131	70 891
62022090	Women’s or girls’ anoraks (including ski-jackets), wind-cheaters, wind-jackets and similar articles, other than those of heading 6204; of wool or fine animal hair	57	119	2 092	9 294
62023010	Women’s or girls’ overcoats, raincoats, car-coats, cloaks, capes, ponchos, three-quarter coats, greatcoats, hooded capes and similar articles, other than those of heading 6204; of cotton	156	1 150	11 669	102 242
62023090	Women’s or girls’ anoraks (including ski-jackets), wind-cheaters, wind-jackets and similar articles, other than those of heading 6204; of cotton	2 895	13 462	119 555	454 730
62024010	Women’s or girls’ overcoats, raincoats, car-coats, cloaks, capes, ponchos, three-quarter coats, greatcoats, hooded capes and similar articles, other than those of heading 6204; of man-made fibres	4 267	16 018	55 259	297 987
62024090	Women’s or girls’ anoraks (including ski-jackets), wind-cheaters, wind-jackets and similar articles, other than those of heading 6204; of man-made fibres	7 023	20 822	327 893	949 020
62029010	Women’s or girls’ overcoats, car-coats, capes, cloaks, anoraks (including ski-jackets), wind-cheaters, wind-jackets and similar articles, other than those of heading 6204; of silk	5	17	4 313	13 338
62029090	Women’s/girls’ overcoats,car-coats,capes,cloaks,anoraks(incl ski-jackets),wind-cheaters,wind-jackets&similar articles, oth than those of heading 6204;of oth textile materials (oth than of silk&ramie)	1 310	3 182	24 063	50 410
62031100	Men’s or boys’ suits; of wool or fine animal hair	10	136	141	13 120
62031200	Men’s or boys’ suits; of synthetic fibres	57	122	2 407	4 577
62031911	Men’s or boys’ suits; of cotton; printed by traditional batik process	8	10	50	331
62031919	Men’s or boys’ suits; of cotton; other than printed by traditional batik process	41	665	685	11 643
62031921	Men’s or boys’ suits; of silk; printed by traditional batik process	0	1	0	117
62031929	Men’s or boys’ suits; of silk; other than printed by traditional batik process	15	74	401	2 653
62031990	Men’s or boys’ suits; of other textile materials (other than of cotton and silk)	453	833	8 409	16 527
62032210	Men’s or boys’ ensembles; of cotton; printed by traditional batik process	0	4	0	46
62032290	Men’s or boys’ ensembles; of cotton; other than printed by traditional batik process	30	31	1 032	1 230
62032300	Men’s or boys’ ensembles; of synthetic fibres	26	41	845	1 538
62032990	Men’s or boys’ ensembles; of other textile materials (other than of wool or fine animal hair)	5 614	54 262	72 219	681 137
62033100	Men’s or boys’ jackets and blazers; of wool or fine animal hair	56	302	10 645	61 647
62033210	Men’s or boys’ jackets and blazers; of cotton; printed by traditional batik process	3	3	103	103

https://www.bps.go.id

I.3. IMPOR MENURUT KOMODITI / IMPORT BY HS COMMODITY
***** APRIL/*APRIL 2022* *****

H S	Uraian Komoditi/*Commodity Description*	Berat bersih/*Net weight* (Kg)		Nilai/*Value CIF* (US$)	
		Bulan ini *Current month*	Kumulatif *Cum. Jan. to date*	Bulan ini *Current month*	Kumulatif *Cum. Jan. to date*
62033290	Men's or boys' jackets and blazers; of cotton; other than printed by traditional batik process	3 301	17 079	73 225	521 023
62033300	Men's or boys' jackets and blazers; of synthetic fibres	1 837	8 320	43 657	222 901
62033900	Men's or boys' jackets and blazers; of other textile materials (other than of wool or fine animal hair, cotto and synthetic fibres)	778	3 522	34 978	135 660
62034100	Men's or boys' trousers, bib and brace overalls, breeches and shorts (other than swimwear); of wool or fine animal hair	26	190	6 034	28 721
62034210	Men's or boys' bib and brace overalls; of cotton	1	65	17	3 251
62034290	Men's or boys' trousers, breeches and shorts (other than swimwear); of cotton	92 108	539 314	2 348 639	11 870 933
62034300	Men's or boys' trousers, bib and brace overalls, breeches and shorts (other than swimwear); of synthetic fibres	13 768	83 657	460 836	2 565 290
62034910	Men's or boys' trousers, bib and brace overalls, breeches and shorts (other than swimwear); of silk	3	23	725	3 188
62034990	Men's or boys' trousers, bib and brace overalls, breeches and shorts (other than swimwear); of other textile materials (other than of silk)	3 001	12 094	89 062	359 965
62041100	Women's or girls' suits; of wool or fine animal hair	3	1 233	962	3 503
62041210	Women's or girls' suits; of cotton; printed by traditional batik process	0	2	0	344
62041290	Women's or girls' suits; of cotton; other than printed by traditional batik process	129	659	3 942	15 782
62041300	Women's or girls' suits; of synthetic fibres	29	655	831	12 711
62041911	Women's or girls' suits; of silk; printed by traditional batik process	0	8	0	1 114
62041919	Women's or girls' suits; of silk; other than printed by traditional batik process	45	58	2 059	7 370
62041990	Women's or girls' suits; of other textile materials (other than of silk)	168	921	4 248	19 391
62042100	Women's or girls' ensembles; of wool or fine animal hair	0	5	0	2 815
62042210	Women's or girls' ensembles; of cotton; printed by traditional batik process	0	53	0	810
62042290	Women's or girls' ensembles; of cotton; other than printed by traditional batik process	186	475	2 405	9 278
62042300	Women's or girls' ensembles; of synthetic fibres	160	299	3 652	9 946
62042990	Women's or girls' ensembles; of other textile materials (other than of silk)	34	139	326	4 444
62043100	Women's or girls' jackets and blazers; of wool or fine animal hair	100	716	13 521	119 874
62043210	Women's or girls' jackets and blazers; of cotton; printed by traditional batik process	0	10	0	39
62043290	Women's or girls' jackets and blazers; of cotton; other than printed by traditional batik process	1 889	11 944	142 876	668 949
62043300	Women's or girls' jackets and blazers; of synthetic fibres	5 390	31 929	187 256	1 029 023
62043919	Women's or girls' jackets and blazers; of silk; other than printed by traditional batik process	380	1 565	45 127	122 585
62043990	Women's or girls' jackets and blazers; of other textile materials (other than of silk)	1 759	6 422	65 801	259 762
62044100	Women's or girls' dresses; of wool or fine animal hair	39	137	33 310	79 027
62044210	Women's or girls' dresses; of cotton; printed by traditional batik process	1	6	29	194
62044290	Women's or girls' dresses; of cotton; other than printed by traditional batik process	13 460	53 726	570 724	2 100 219
62044300	Women's or girls' dresses; of synthetic fibres	11 602	47 922	390 152	1 586 910
62044400	Women's or girls' dresses; of artificial fibres	15 585	62 389	587 132	2 234 070
62044910	Women's or girls' dresses; of other textile materials (other than of wool or fine animal hair, cotton, synthetic fibres and artificial fibres); printed by traditional batik process	504	987	25 620	42 093
62044990	Women's or girls' dresses; of other textile materials (other than of wool or fine animal hair, cotton, synthetic fibres and artificial fibres); other than printed by traditional batik process	7 385	19 609	211 286	690 641
62045100	Women's or girls' skirts and divided skirts; of wool or fine animal hair	12	165	6 418	45 654
62045210	Women's or girls' skirts and divided skirts; of cotton; printed by traditional batik process	0	1	0	9

https://www.bps.go.id

I.3. IMPOR MENURUT KOMODITI / IMPORT BY HS COMMODITY
***** APRIL/*APRIL 2022* *****

H S	Uraian Komoditi/*Commodity Description*	Berat bersih/*Net weight* (Kg)		Nilai/*Value CIF* (US$)	
		Bulan ini *Current month*	Kumulatif *Cum. Jan. to date*	Bulan ini *Current month*	Kumulatif *Cum. Jan. to date*
62045290	Women's or girls' skirts and divided skirts; of cotton; other than printed by traditional batik process	4 880	17 523	199 438	624 464
62045300	Women's or girls' skirts and divided skirts; of synthetic fibres	4 566	24 808	177 735	892 185
62045910	Women's or girls' skirts and divided skirts; of other textile material (other than of wool or fine animal hair, cotton and synthetic fibres); printed by traditional batik process	0	1	0	22
62045990	Women's or girls' skirts and divided skirts; of other textile material (other than of wool or fine animal hair, cotton and synthetic fibres); other than printed by traditional batik process	5 371	10 066	201 393	404 671
62046100	Women's or girls' trousers, bib and brace overalls, breeches and shorts (other than swimwear); of wool or fine animal hair	62	343	8 810	45 779
62046200	Women's or girls' trousers, bib and brace overalls, breeches and shorts (other than swimwear); of cotton	43 164	281 714	1 460 082	7 508 838
62046300	Women's or girls' trousers, bib and brace overalls, breeches and shorts (other than swimwear); of synthetic fibres	21 900	96 018	780 136	3 139 437
62046900	Women's or girls' trousers, bib and brace overalls, breeches and shorts (other than swimwear); of other textile materials (other than of wool or fine animal hair, cotton and synthetic fibres)	22 616	54 975	817 732	1 918 046
62052010	Men's or boys' shirts; of cotton; printed by traditional batik process	73	262	3 249	13 141
62052020	Men's or boys' shirts; of cotton; barong tagalog	10	10	195	195
62052090	Men's or boys' shirts; of cotton; other than printed by traditional batik process or barong tagalog	37 931	181 953	1 444 913	6 253 380
62053010	Men's or boys' shirts; of man-made fibres; barong tagalog	0	2	0	135
62053090	Men's or boys' shirts; of man-made fibres; other than barong tagalog	9 150	35 270	316 399	1 058 680
62059010	Men's or boys' shirts; of wool or fine animal hair	0	2	0	445
62059091	Men's or boys' shirts; of other textile materials (other than of wool or fine animal hair); printed by traditional batik process	54	96	878	2 181
62059092	Men's or boys' shirts; of other textile materials (other than of wool or fine animal hair); barong tagalog	1	3	61	112
62059099	Men's or boys' shirts; of other textile materials (other than of wool or fine animal hair); other than printed by traditional batik process or barong tagalog	2 882	32 193	134 812	1 123 945
62061010	Women's or girls' blouses, shirts and shirt-blouses; of silk or silk waste; printed by traditional batik process	0	1	0	642
62061090	Women's or girls' blouses, shirts and shirt-blouses; of silk or silk waste; other than printed by traditional batik process	128	874	43 411	164 996
62062000	Women's or girls' blouses, shirts and shirt-blouses; of wool or fine animal hair	0	3	0	2 515
62063010	Women's or girls' blouses, shirts and shirt-blouses; of cotton; printed by traditional batik process	1	6	11	23
62063090	Women's or girls' blouses, shirts and shirt-blouses; of cotton; other than printed by traditional batik process	13 703	123 375	579 393	4 065 703
62064000	Women's or girls' blouses, shirts and shirt-blouses; of man-made fibres	28 578	121 128	1 095 914	4 457 825
62069000	Women's or girls' blouses, shirts and shirt-blouses; of other textile materials (other than of silk or silk waste, wool or fine animal hair, cotton and man-made fibres)	11 400	36 832	400 544	1 254 901
62071100	Men's or boys' underpants and briefs; of cotton	694	5 517	19 031	144 980
62071900	Men's or boys' underpants and briefs; of other textile materials (other than of cotton)	257	346	3 962	5 662
62072190	Men's or boys' nightshirts and pyjamas; of cotton; other than printed by traditional batik process	0	181	0	5 842
62072200	Men's or boys' nightshirts and pyjamas; of man-made fibres	4	82	2 071	4 057
62072990	Men's or boys' nightshirts and pyjamas; of other textile materials (other than of silk, cotton and man-made fibres)	0	26	0	441
62079100	Men's or boys' singlets and other vests, bathrobes, dressing gowns and similar articles; of cotton	29	57	1 315	1 896
62079910	Men's or boys' singlets and other vests, bathrobes, dressing gowns and similar articles; of man-made fibres	0	458	0	1 334

https://www.bps.go.id

I.3. IMPOR MENURUT KOMODITI / IMPORT BY HS COMMODITY
***** APRIL/*APRIL 2022* *****

H S	Uraian Komoditi/*Commodity Description*	Berat bersih/*Net weight* (Kg)		Nilai/*Value CIF* (US$)	
		Bulan ini *Current month*	Kumulatif *Cum. Jan. to date*	Bulan ini *Current month*	Kumulatif *Cum. Jan. to date*
62079990	Men's or boys' singlets and other vests, bathrobes, dressing gowns and similar articles; of other textile materials (other than of cotton and man-made fibres)	1 705	2 943	3 696	8 964
62081100	Women's or girls' slips and petticoats; of man-made fibres	164	169	4 781	5 946
62081900	Women's or girls' slips and petticoats; of other textile materials (other than of man-made fibres)	5 015	5 079	8 628	9 112
62082110	Women's or girls' nightdresses and pyjamas; of cotton; printed by traditional batik process	0	1	0	36
62082190	Women's or girls' nightdresses and pyjamas; of cotton; other than printed by traditional batik process	264	1 193	14 536	50 125
62082200	Women's or girls' nightdresses and pyjamas; of man-made fibres	740	3 503	51 846	191 513
62082910	Women's or girls' nightdresses and pyjamas; of other textile materials (other than of cotton and man-made fibres); printed by traditional batik process	0	1	0	40
62082990	Women's or girls' nightdresses and pyjamas; of other textile materials (other than of cotton and man-made fibres); other than printed by traditional batik process	41	131	18 805	42 527
62089190	Women's or girls' singlets and other vests, briefs, panties, negligees, bathrobes, dressing gowns and similar articles; of cotton; other than printed by traditional batik process	220	877	6 617	22 620
62089210	Women's or girls' singlets and other vests, briefs, panties, negligees, bathrobes, dressing gowns and similar articles; of man-made fibres; printed by traditional batik process	2	3	238	314
62089290	Women's or girls' singlets and other vests, briefs, panties, negligees, bathrobes, dressing gowns and similar articles; of man-made fibres; other than printed by traditional batik process	930	1 294	35 879	48 033
62089990	Women's/girls' singlets and other vests, briefs, panties, negligees, bathrobes, dressing gowns & similar articles; of oth textile materials (oth than of cotton, man-made fibres, wool/fine animal hair)	121	267	4 467	5 751
62092030	Babies' t-shirts, shirts, pyjamas and similar articles; of cotton	677	3 102	20 144	125 826
62092040	Babies' suits, pants and similar articles; of cotton	2 744	11 403	80 344	262 415
62092090	Babies' garments and clothing accessories (other than t-shirts, shirts, pyjamas, suits, pants and similar articles); of cotton	335	7 543	9 418	284 584
62093010	Babies' suits, pants and similar articles; of synthetic fibres	53	979	1 310	24 398
62093030	Babies' t-shirts, shirts, pyjamas and similar articles; of synthetic fibres	53	195	1 704	6 165
62093040	Babies' clothing accessories; of synthetic fibres	2	4	296	449
62093090	Babies' garments (other than t-shirts, shirts, pyjamas, suits, pants and similar articles); of synthetic fibres	265	818	6 974	16 598
62099000	Babies' garments and clothing accessories; of other textile materials (other than of cotton and synthetic fibres)	199	832	4 275	30 602
62101011	Garments used for protection from chemical substances, radiation or fire; made up of fabrics of heading 5602, 5603	7 521	13 403	153 888	287 216
62101019	Protective work garments; other than used for protection from chemical substances, radiation or fire; made up of fabrics of heading 5602, 5603	107	23 341	470	110 181
62101090	Garments, other than protective work garments; made up of fabrics of heading 5602 or 5603	1 029	1 094	6 097	7 906
62102020	Garments used for protection from fire; of the type described in heading 6201	1	765	42	1 829
62102040	Other protective work garments; other than used for protection from fire, chemical substances or radiation; of the type described in heading 6201	645	3 118	7 122	14 753
62102090	Garments; other than used for protection from fire, chemical substances, radiation or for protective work; of the type described in heading 6201	489	2 161	13 270	30 831
62103020	Garments used for protection from fire; of the type described in heading 6202	2	2	188	188
62103030	Garments used for protection from chemical substances or radiation; of the type described in heading 6202	0	2	0	120

https://www.bps.go.id

I.3. IMPOR MENURUT KOMODITI / IMPORT BY HS COMMODITY
*** APRIL/*APRIL 2022* ***

H S	Uraian Komoditi/*Commodity Description*	Berat bersih/*Net weight* (Kg)		Nilai/*Value CIF* (US$)	
		Bulan ini *Current month*	Kumulatif *Cum. Jan. to date*	Bulan ini *Current month*	Kumulatif *Cum. Jan. to date*
62103040	Other protective work garments, other than used for protection from fire or chemical substances or radiation; of the type described in heading 6202	347	10 681	6 464	32 867
62103090	Garments; other than used for protection from fire, chemical substances, radiation or for protective work; of the type described in heading 6202	302	648	7 871	16 331
62104010	Men's or boys' garments; used for protection from fire	13	142	1 081	13 342
62104020	Men's or boys' garments; used for protection from chemical substances or radiation	0	5	0	1 140
62104090	Men’s or boys’ garments, other than used for protection from fire or chemical substances or radiation	105	3 433	2 405	142 102
62105010	Women’s or girls’ garments; used for protection from fire	0	1	0	28
62105020	Women’s or girls’ garments; used for protection from chemical substances or radiation	0	416	0	22 800
62105090	Women’s or girls’ garments, other than used for protection from fire or chemical substances or radiation	2 364	10 429	33 285	209 766
62111100	Men's or boys' swimwear	1 038	5 624	42 814	136 407
62111200	Women's or girls' swimwear	216	2 208	14 969	43 789
62112000	Ski suits	4	55	130	709
62113210	Men's or boys' garments for fencing or wrestling, of cotton	0	3 064	0	25 583
62113220	Men's or boys' pilgrimage robes (Ehram), of cotton	0	4	0	169
62113290	Men's or boys' garments of cotton, other than for fencing or wrestling or pilgrimage robes (ehram)	131	1 055	3 933	30 612
62113310	Men's or boys' garments for fencing or wrestling, of man-made fibres	2	11 794	14	147 469
62113320	Men's or boys' garments used for protection from fire, of man-made fibres	97	97	13 546	13 546
62113330	Men's or boys' garments used for protection from chemical substances or radiation; of man-made fibres	0	44	0	1 369
62113340	Men's or boys' pilgrimage robes (Ihram); of man-made fibres	1	1	25	25
62113390	Men's or boys' garments; other than for fencing or wrestling or used for protection from fire or chemical substances or radiation or pilgrimage robes (Ihram); of man-made fibres	4 026	63 784	59 869	622 182
62113910	Men's or boys' garments for fencing or wrestling; of other textile materials (other than of cotton and man-made fibres)	0	4	0	393
62113930	Men's or boys' garments used for protection from chemical substances or radiation; of other textile materials (other than of cotton and man-made fibres)	0	231	0	1 051
62113990	Men's or boys' garment,oth than pilgrimage robes (Ihram)/for fencing/wrestling/used for protection from fire/chemical substances/radiation;of oth textile material (oth than of cotton&man-made fibres)	193	484	1 442	11 916
62114210	Women's or girls' garments for fencing or wrestling; of cotton	1	20	25	151
62114220	Women's or girls' prayer cloaks; of cotton	8	38	128	1 005
62114230	Women's or girls' sarong of tubular type; of cotton	63	63	1 867	1 867
62114290	Women's or girls' garments, other than for fencing or wrestling or prayer cloaks or sarong of tubular type; of cotton	3 268	12 343	146 197	485 238
62114310	Women's or girls' surgical gowns; of man-made fibres	8	13	24	101
62114320	Women's or girls' prayer cloaks; of man-made fibres	50	52	640	782
62114330	Women's or girls' anti-explosive protective suits; of man-made fibres	0	1	0	10
62114340	Women's or girls' garments for fencing or wrestling; of man-made fibres	0	115	0	3 502
62114350	Women's or girls' garments used for protection from chemical substances, radiation or fire; of man-made fibres	0	1 010	0	14 161
62114360	Women's or girls' flyers' coveralls; of man-made fibres	110	563	84 233	127 130
62114370	Women's or girls' sarong of tubular type; of man-made fibres	5	5	21	21
62114390	Women's or girls' garments; of man-made fribres; other than those of HS 62114310 - 62114370	3 533	143 462	150 082	727 718
62114910	Women's or girls' garments for fencing or wrestling; of other textile materials (other than of cotton and man-made fibres)	0	2	0	172
62114939	Women's or girls' prayer cloaks; of other than wool or fine animal hair	5	76	107	1 231

https://www.bps.go.id

I.3. IMPOR MENURUT KOMODITI / IMPORT BY HS COMMODITY
***** APRIL/*APRIL 2022* *****

H S	Uraian Komoditi/*Commodity Description*	Berat bersih/*Net weight* (Kg)		Nilai/*Value CIF* (US$)	
		Bulan ini *Current month*	Kumulatif *Cum. Jan. to date*	Bulan ini *Current month*	Kumulatif *Cum. Jan. to date*
62114950	Women's or girls' sarong of tubular type; of other textile materials (other than of cotton and man-made fibres)	22	22	717	717
62114990	Women's or girls' garments; of other textile materials, other than those of HS 62114910 - 62114960	1 882	23 772	77 661	622 990
62121011	Mastectomy bra (post breast surgery bra) of cotton, whether or not knitted or crocheted	10	98	86	2 255
62121019	Brassieres of cotton, whether or not knitted or crocheted; other than mastectomy bra (post breast surgery bra)	132 443	427 045	543 814	1 940 603
62121091	Mastectomy bra (post breast surgery bra) of other textile materials (other than of cotton), whether or not knitted or crocheted	181	802	2 827	15 090
62121099	Brassieres of other textile materials (other than of cotton), whether or not knitted or crocheted; other than mastectomy bra (post breast surgery bra)	519 931	1 841 692	2 894 479	14 357 240
62122010	Girdles and panty-girdles, whether or not knitted or crocheted, of cotton	0	566	0	1 718
62122090	Girdles and panty-girdles, whether or not knitted or crocheted, of other textile materials (other than of cotton)	10 801	39 709	80 663	497 115
62123010	Corselettes, whether or not knitted or crocheted, of cotton	10	80	6	2 309
62123090	Corselettes, whether or not knitted or crocheted, of other textile materials (other than of cotton)	7 167	30 669	29 164	232 894
62129011	Compression garments of a kind used for the treatment of scar tissue and skin grafts, whether or not knitted or crocheted, of cotton	2 112	2 347	58 277	60 903
62129019	Braces, suspenders, garters and similar articles and parts thereof, whether or not knitted or crocheted, of cotton	1 278	3 074	37 102	89 814
62129091	Compression garments of a kind used for the treatment of scar tissue and skin grafts, whether or not knitted or crocheted, of other textile materials (other than of cotton)	54	55	500	542
62129092	Athletic supporters, whether or not knitted or crocheted, of other textile materials (othert han of cotton)	6	11	267	367
62129099	Braces, suspenders, garters and similar articles and parts thereof, whether or not knitted or crocheted, of other textile materials (other than of cotton)	69 335	284 651	1 412 964	5 763 576
62132010	Handkerchiefs of cotton, printed by the traditional batik process	0	10	0	176
62132090	Handkerchiefs of cotton, other than printed by the traditional batik process	28	79	361	1 038
62139019	Handkerchiefs, of silk or silk waste, other than printed by the traditional batik process	1	10	11	3 729
62139099	Handkerchiefs, of other textile materials (other than of cotton or silk or silk waste), other than printed by the traditional batik process	831	964	1 199	5 444
62141010	Shawls, scarves, mufflers, mantillas, veils and the like; of silk or silk waste; printed by the traditional batik process	3	3	498	498
62141090	Shawls, scarves, mufflers, mantillas, veils and the like; of silk or silk waste; other than printed by the traditional batik process	401	1 153	122 119	303 111
62142000	Shawls, scarves, mufflers, mantillas, veils and the like; of wool or fine animal hair	3 394	6 969	38 388	100 499
62143010	Shawls, scarves, mufflers, mantillas, veils and the like; of synthetic fibres; printed by the traditional batik process	0	5	0	42
62143090	Shawls, scarves, mufflers, mantillas, veils and the like; of synthetic fibres; other than printed by the traditional batik process	391	1 951	10 918	49 954
62144010	Shawls, scarves, mufflers, mantillas, veils and the like; of artificial fibres; printed by the traditional batik process	1	1	60	60
62144090	Shawls, scarves, mufflers, mantillas, veils and the like; of artificial fibres; other than printed by the traditional batik process	54	82	2 734	7 595
62149010	Shawls, scarves, mufflers, mantillas, veils&the like; of oth textile materials (oth than silk/silk waste,wool/fine animal hair,synthetic/artificial fibres); printed by the traditional batik process	0	3	0	139

https://www.bps.go.id

I.3. IMPOR MENURUT KOMODITI / IMPORT BY HS COMMODITY
***** APRIL/*APRIL 2022* *****

H S	Uraian Komoditi/*Commodity Description*	Berat bersih/*Net weight* (Kg)		Nilai/*Value CIF* (US$)	
		Bulan ini *Current month*	Kumulatif *Cum. Jan. to date*	Bulan ini *Current month*	Kumulatif *Cum. Jan. to date*
62149090	Shawls,scarves,mufflers,mantillas,veils&the like; of oth textile material (oth than silk/silk waste,wool/fine animal hair,synthetic/artificial fibres);oth than printed by the traditional batik process	230	1 119	6 236	43 058
62151010	Ties, bow ties and cravat; of silk or silk waste; printed by the traditional batik process	0	1	0	74
62151090	Ties, bow ties and cravat; of silk or silk waste; other than printed by the traditional batik process	180	402	17 623	41 846
62152010	Ties, bow ties and cravat; of man-made fibres; printed by the traditional batik process	0	8	0	101
62152090	Ties, bow ties and cravat; of man-made fibres; other than printed by the traditional batik process	119	314	4 450	8 922
62159090	Ties, bow ties and cravat; of other textile materials (other than of silk or silk waste and man-made fibres); other than printed by the traditional batik process	30	918	1 473	26 256
62160010	Protective work gloves, mittens and mitts	10 456	34 892	32 669	146 973
62160092	Gloves, mittens and mitts of cotton	24 535	52 228	112 410	220 379
62160099	Gloves, mittens and mitts, of other textile materials (other than of wool or fine animal hair and cotton)	803	4 702	4 860	63 432
62171010	Judo belts	3	499	3	35 759
62171090	Other made up clothing accessories, other than those of heading 6212; other than judo belts	45 544	225 078	766 480	3 748 259
62179000	Parts of garments or of clothing accessories, other than those of heading 6212	10 852	47 209	329 088	1 467 880
63011000	Electric blankets	1	3 931	123	22 073
63012000	Blankets (other than electric blankets) and travelling rugs, of wool or of fine animal hair	53	378	10 951	59 516
63013010	Blankets (other than electric Blankets) and travelling rugs, of cotton; printed by traditional batik process	3	6	205	341
63013090	Blankets (other than electric Blankets) and travelling rugs, of cotton; other than printed by traditional batik process	350	5 333	3 565	54 317
63014010	Blankets (other than electric blankets) and travelling rugs, of synthetic fibres; of nonwoven fabrics	49 375	242 611	217 125	1 075 996
63014090	Blankets (other than electric blankets) and travelling rugs, of synthetic fibres; of other than nonwoven fabrics	936 658	4 041 499	1 412 367	5 944 655
63019010	Other blankets and travelling rugs; of nonwoven fabrics	0	18	0	344
63019090	Other blankets and travelling rugs; of other than nonwoven fabrics	3 894	11 280	36 151	108 342
63021000	Bed linen, knitted or crocheted	10 715	14 916	66 646	97 124
63022100	Bed linen of cotton, printed	12 357	35 120	107 358	368 044
63022210	Bed linen of nonwoven fabrics, printed	1	134	36	562
63022290	Bed linen of man-made fibres (other than of nonwoven fabrics), printed	38 262	336 047	208 610	1 408 391
63022900	Bed linen of other textile materials (other than of cotton and man-made fibres), printed	56	16 272	115	26 513
63023100	Bed linen of cotton, not knitted/crocheted or printed	62 435	79 902	743 123	979 076
63023290	Bed linen of man-made fibres (other than of nonwoven fabrics), not knitted/crocheted or printed	29 104	122 690	207 467	923 335
63023900	Bed linen of other textile materials (other than of cotton and man-made fibres), not knitted/crocheted or printed	327	2 609	3 476	22 424
63024000	Table linen, knitted or crocheted	722	7 304	5 400	105 511
63025110	Table linen of cotton, printed by traditional batik process; not knitted or crocheted	0	27	0	201
63025190	Table linen of cotton, other than printed by traditional batik process; not knitted or crocheted	2 878	4 905	22 499	42 837
63025300	Table linen of man-made fibres; not knitted or crocheted	1 398	11 349	9 708	39 773
63025910	Table linen of flax; not knitted or crocheted	53	175	1 185	4 209
63025990	Table linen of other textile materials (other than of flax); not knitted or crocheted	105	137	856	1 116
63026000	Toilet linen and kitchen linen, of terry towelling or similar terry fabrics, of cotton	162 181	641 000	462 515	1 985 634
63029100	Toilet linen and kitchen linen, other than of terry towelling or similar terry fabrics, of cotton	3 698	26 835	28 906	103 173

https://www.bps.go.id

I.3. IMPOR MENURUT KOMODITI / IMPORT BY HS COMMODITY
***** APRIL/*APRIL 2022* *****

H S	Uraian Komoditi/*Commodity Description*	Berat bersih/*Net weight* (Kg)		Nilai/*Value CIF* (US$)	
		Bulan ini *Current month*	Kumulatif *Cum. Jan. to date*	Bulan ini *Current month*	Kumulatif *Cum. Jan. to date*
63029300	Toilet linen and kitchen linen, other than of terry towelling or similar terry fabrics, of man-made fibres	478 952	2 357 690	680 752	3 695 422
63029910	Toilet linen and kitchen linen, other than of terry towelling or similar terry fabrics, of flax	54	585	474	4 774
63029990	Toilet linen and kitchen linen, other than of terry towelling or similar terry fabrics, of other textile materials (other than of flax)	12 812	69 755	25 449	148 031
63031200	Curtains (including drapes) and interior blinds; curtain or bed valances; knitted or crocheted; of synthetic fibres	27 079	30 356	47 319	79 041
63031910	Curtains (including drapes) and interior blinds; curtain or bed valances; knitted or crocheted; of cotton	8	18	234	503
63031990	Curtains (including drapes) and interior blinds; curtain or bed valances; knitted or crocheted; of other textile materials (other than of synthetic fibres and cotton)	375	958	1 625	8 153
63039100	Curtains (including drapes) and interior blinds; curtain or bed valances; not knitted or crocheted; of cotton	3 501	11 619	30 592	94 818
63039200	Curtains (including drapes) and interior blinds; curtain or bed valances; not knitted or crocheted; of synthetic fibres	11 747	79 240	201 804	925 696
63039900	Curtains (including drapes) and interior blinds; curtain or bed valances; not knitted or crocheted; of other textile materials (other than of cotton and synthetic fibres)	8 953	11 051	30 045	49 719
63041100	Bedspreads, excluding those of heading 9404; knitted or crocheted	9 517	20 321	66 030	136 052
63041910	Bedspreads, excluding those of heading 9404; not knitted or crocheted; of cotton	1 000	3 813	6 550	33 468
63041920	Bedspreads, excluding those of heading 9404; not knitted or crocheted; of other than cotton, nonwoven	0	40 822	0	86 915
63041990	Bedspreads, excluding those of heading 9404; not knitted or crocheted; of other than cotton, other than nonwoven	521	9 419	1 483	35 743
63042000	Bed nets specified in Subheading Note 1 to this Chapter	3 336	48 311	3 486	67 920
63049110	Mosquito nets; knitted or crocheted	61 129	108 936	237 699	293 258
63049190	Other furnishing articles, other than mosquito nets, excluding those of heading 9404; knitted or crocheted	59	355	457	2 929
63049200	Other furnishing articles, excluding those of heading 9404; not knitted or crocheted, of cotton	18 826	32 212	164 142	267 227
63049300	Other furnishing articles, excluding those of heading 9404; not knitted or crocheted, of synthetic fibres	33 335	61 383	223 406	445 816
63049900	Other furnishing articles, excluding those of heading 9404; not knitted or crocheted, of other textile materials (other than of cotton and synthetic fibres)	6 581	24 449	16 184	101 702
63051011	New sacks and bags of jute, of a kind used for the packing of goods	373 128	2 599 307	433 964	2 806 161
63051019	New sacks and bags of other textile bast fibres of heading 5303, of a kind used for the packing of goods	995	12 454	12 541	154 416
63051021	Used sacks and bags of jute, of a kind used for the packing of goods	0	44	0	95
63051029	Used sacks and bags of other textile bast fibres of heading 5303, of a kind used for the packing of goods	0	4	0	142
63052000	Sacks and bags, of a kind used for the packing of goods; of cotton	10 288	46 082	183 327	689 573
63053210	Sacks and bags, of a kind used for the packing of goods; flexible intermediate bulk containers; nonwoven	6 387	39 558	38 301	150 474
63053220	Sacks and bags, of a kind used for the packing of goods; flexible intermediate bulk containers; knitted or crocheted	33 510	83 820	81 017	217 335
63053290	Sacks and bags, of a kind used for the packing of goods; flexible intermediate bulk containers; other than nonwoven, other than knitted or crocheted	77 202	254 261	431 065	1 340 249
63053310	Sacks and bags, of a kind used for the packing of goods; of polyethylene or polypropylene strip or the like; knitted or crocheted	62 190	335 675	230 466	1 307 454
63053320	Sacks and bags, of a kind used for the packing of goods; of polyethylene or polypropylene strip or the like; of woven fabrics of strip or the like	27 000	67 075	105 500	260 625
63053390	Sacks and bags, of a kind used for the packing of goods; of polyethylene or polypropylene strip or the like; other than of woven fabrics of strip or the like, other than knitted or crocheted	438 346	1 731 637	1 167 907	4 660 882

https://www.bps.go.id

I.3. IMPOR MENURUT KOMODITI / IMPORT BY HS COMMODITY
***** APRIL/*APRIL 2022* *****

H S	Uraian Komoditi/*Commodity Description*	Berat bersih/*Net weight* (Kg)		Nilai/*Value CIF* (US$)	
		Bulan ini *Current month*	Kumulatif *Cum. Jan. to date*	Bulan ini *Current month*	Kumulatif *Cum. Jan. to date*
63053910	Sacks and bags, of a kind used for the packing of goods; of other man-made textile materials; nonwoven	291	507	3 680	5 720
63053920	Sacks and bags, of a kind used for the packing of goods; of other man-made textile materials; knitted or crocheted	0	4	0	87
63053990	Sacks and bags, of a kind used for the packing of goods; of other man-made textile materials; other than nonwoven, other than knitted or crocheted	53	6 475	445	65 083
63059090	Sacks and bags, of a kind used for the packing of goods; of other textile materials (other than of hemp or coconut (coir) of heading 5305)	2 366	6 095	74 419	188 338
63061200	Tarpaulins, awnings and sunblinds; of synthetic fibres	28 538	70 386	125 011	307 351
63061910	Tarpaulins, awnings and sunblinds; of other textile materials; of vegetable textile fibres of heading 5305	7	17	106	283
63061990	Tarpaulins, awnings and sunblinds; of other textile materials (other than of vegetable textile fibres of heading 5305 and cotton)	78 859	181 218	216 010	770 301
63062200	Tents (including temporary canopies and similar articles); of synthetic fibres	219 255	738 687	570 011	2 589 039
63062990	Tents (including temporary canopies and similar articles); of other textile materials; other than of cotton	17 050	70 900	33 855	2 097 893
63063000	Sails for boats	41 424	151 329	84 548	268 203
63064090	Pneumatic mattresses; of other than cotton	11 698	67 494	23 999	133 812
63069010	Camping goods; of nonwoven	6	11	302	330
63069091	Camping goods; other than of nonwoven; of cotton	0	6	0	115
63069099	Camping goods; other than of nonwoven; of other than cotton	2 121	23 802	39 530	147 408
63071010	Floor-cloths, dish-cloths, dusters and similar cleaning cloths; of nonwoven other than felt	29 883	107 006	117 392	431 516
63071020	Floor-cloths, dish-cloths, dusters and similar cleaning cloths; of felt	2	30	150	649
63071090	Floor-cloths, dish-cloths, dusters and similar cleaning cloths; of woven other than felt	38 826	164 262	470 630	1 491 580
63072000	Life-jackets and life-belts	13 529	43 679	168 762	505 244
63079030	Umbrella covers in pre-cut triangular form	457	604	5 728	9 589
63079040	Surgical masks	52 648	229 687	504 185	8 315 985
63079061	Safety harnesses; suitable for industrial use	8 331	14 678	93 433	176 535
63079069	Safety harnesses; not suitable for industrial use	63 112	133 007	363 336	843 510
63079070	Fans and handscreens	2	13 862	661	9 575
63079080	Laces for shoes, boots, corsets and the like	91 313	284 931	1 434 671	4 833 710
63079090	Other made up articles, including dress patterns; other than umbrella covers in pre-cut triangular form, surgical masks, safety harnesses, fans&handscreens, laces for shoes, boots, corsets&the like	2 217 396	9 819 617	6 164 052	30 026 679
63080000	Sets consisting of woven fabric&yarn, whether/not with accessories for making up into rugs, tapestries, embroidered table cloths/ serviettes/similar textile articles, put up in packings for retail sale	75	8 682	1 481	17 748
63090000	Worn clothing and other worn articles	13 398	17 781	184 249	249 733
63101010	Used or new rags, of textile materials; sorted	52 800	264 026	13 200	58 162
63101090	Scrap twine, cordage, rope and cables and worn out articles of twine, cordage, rope or cables, of textile materials; sorted	0	45	0	100
63109010	Used or new rags, of textile materials; unsorted	0	12	0	28
63109090	Scrap twine, cordage, rope and cables and worn out articles of twine, cordage, rope or cables, of textile materials; unsorted	5 485	18 332	87 340	293 844
64011000	Waterproof footwear with outer soles and uppers of rubber or of plastics; incorporating a protective metal toe-cap	39 189	305 818	109 583	1 071 297
64019210	Waterproof footwear with outer soles and uppers of rubber or of plastics; covering the ankle but not covering the knee; incorporating a protective non-metal toe-cap	6 373	6 373	4 252	4 252
64019290	Waterproof footwear with outer soles and uppers of rubber or of plastics; covering the ankle but not covering the knee; other than incorporating a protective non-metal toe-cap	4 696	158 155	15 932	255 620
64019910	Waterproof footwear with outer soles and uppers of rubber or of plastics; not covering the ankle; covering the knee	197	811	1 053	7 553
64019990	Waterproof footwear with outer soles and uppers of rubber or of plastics; not covering the ankle; other than covering the knee	76 379	269 844	141 270	474 463

https://www.bps.go.id

I.3. IMPOR MENURUT KOMODITI / IMPORT BY HS COMMODITY
***** APRIL/*APRIL 2022* *****

H S	Uraian Komoditi/*Commodity Description*	Berat bersih/*Net weight* (Kg)		Nilai/*Value CIF* (US$)	
		Bulan ini *Current month*	Kumulatif *Cum. Jan. to date*	Bulan ini *Current month*	Kumulatif *Cum. Jan. to date*
64021200	Sports footwear; ski-boots, cross-country ski footwear and snowboard boots with outer soles and uppers of rubber or plastics	0	2	0	60
64021910	Sports footwear; other than ski-boots, cross-country ski footwear and snowboard boots; wrestling footwear with outer soles and uppers of rubber or plastics	0	7	0	236
64021990	Sports footwear with outer soles and uppers of rubber or plastics; other than ski-boots, cross-country ski footwear and snowboard boots or wrestling footwear	73 687	269 924	1 293 333	5 320 511
64022000	Footwear with upper straps or thongs assembled to the sole by means of plugs	1 365 706	5 149 280	1 666 267	7 859 061
64029110	Diving boot with outer soles and uppers of rubber or plastics; covering the ankle	0	1 500	0	3 513
64029191	Footwear with outer soles and uppers of rubber or plastics; other than diving boots; covering the ankle; incorporating a protective metal toe-cap	385	14 483	11 304	125 666
64029199	Footwear with outer soles and uppers of rubber or plastics; other than diving boots; covering the ankle; other than incorporating a protective metal or non-metal toe-cap	27 058	150 088	276 989	1 002 530
64029910	Footwear with outer soles and uppers of rubber or plastic; other than covering the ankle; incorporating a protective metal toe-cap	6 245	13 763	80 129	242 670
64029920	Footwear with outer soles and uppers of rubber or plastic; other than covering the ankle; incorporating a protective non-metal toe-cap	351	351	11 185	11 185
64029990	Footwear with outer soles and uppers of rubber or plastic; other than covering the ankle; other than incorporating a protective metal or non-metal toe-cap	2 544 572	12 456 983	12 735 253	51 974 706
64031200	Ski-boots, cross-country ski footwear and snowboard boots with outer soles of rubber, plastics, leather or composition leather and uppers of leather	602	603	5 557	5 606
64031910	Sports footwear w/outer soles of rubber, plastics, leather/composition leather&uppers of leather; oth than ski-boots, cross-country ski footwear&snowboard boots; fitted with spikes, cleats or the like	929	2 269	67 785	147 177
64031920	Sports footwear w/outer soles of rubber, plastics, leather/composition leather & uppers of leather; oth than ski-boots, cross-country ski footwear & snowboard boots; riding boots; bowling shoes	0	5	0	83
64031930	Sports footwear w/outer soles of rubber,plastics,leather/composition leather&uppers of leather;oth than ski-boots,cross-country ski footwear&snowboard boots;for wrestling, weight-lifting or gymnastics	7 114	19 104	228 674	607 956
64031990	Sports footwear w/outer soles of rubber,plastics,leather/composition leather&uppers of leather;oth than ski-boots,cross-country ski footwear&snowboard boots;oth than HS 64031910 - 64031930	49 991	262 882	1 576 297	5 466 324
64032000	Footwear with outer soles of leather, and uppers which consist of leather straps across the instep and around the big toe	126	534	7 251	23 981
64034000	Footwear with outer soles of rubber, plastics, leather or composition leather and uppers of leather, incorporating a protective metal toe-cap	52 155	165 670	497 251	1 674 571
64035100	Other footwear with outer soles of leather; covering the ankle	758	1 631	16 782	81 564
64035910	Bowling shoes with outer soles of leather; other than covering the ankle	2	27	285	8 104
64035990	Footwear with outer soles of leather; other than bowling shoes; other than covering the ankle	2 579	9 973	713 944	2 450 318
64039110	Footwear made on a base or platform of wood, not having an inner sole or protective metal toe cap; covering the ankle	93	2 237	7 141	46 749
64039120	Riding boots with outer soles of rubber, plastics and uppers of leather; covering the ankle	25	70	1 209	5 665
64039190	Footwear with outer soles of rubber, plastics and uppers of leather, other than riding boots; covering the ankle; other than incorporating a protective non-metal toe-cap	21 378	50 741	582 733	1 761 422

https://www.bps.go.id

I.3. IMPOR MENURUT KOMODITI / IMPORT BY HS COMMODITY
***** APRIL/*APRIL 2022* *****

H S	Uraian Komoditi/*Commodity Description*	Berat bersih/*Net weight* (Kg)		Nilai/*Value CIF* (US$)	
		Bulan ini *Current month*	Kumulatif *Cum. Jan. to date*	Bulan ini *Current month*	Kumulatif *Cum. Jan. to date*
64039910	Footwear made on a base or platform of wood, not having an inner sole or protective metal toe cap; other than covering the ankle	18	233	416	21 449
64039920	Bowling shoes with outer soles of rubber, plastics and uppers of leather; other than covering the ankle	0	2	0	163
64039930	Footwear with outer soles of rubber, plastics and uppers of leather, other than bowling shoes; other than covering the ankle; incorporating a protective non-metal toe-cap	457	457	11 864	11 864
64039990	Footwear with outer soles of rubber, plastics and uppers of leather; other than covering the ankle; other than those of HS 64039910 - 64039930	152 125	466 303	4 787 728	14 445 059
64041110	Sports footwear with outer soles of rubber or plastics; tennis shoes, basketball shoes, gym shoes, training shoes and the like; fitted with spikes, cleats or the like	428	1 114	5 757	40 679
64041120	Sports footwear with outer soles of rubber or plastics; tennis shoes, basketball shoes, gym shoes, training shoes and the like; for wrestling, weight-lifting or gymnastics	1	135	32	9 085
64041190	Sports footwear with outer soles of rubber or plastics;tennis,basketball, gym,training shoes&the like;oth than fitted with spikes,cleats/ the like & oth than for wrestling,weight-lifting or gymnastics	656 664	2 570 769	4 503 970	19 866 219
64041910	Footwear with outer soles of rubber or plastics;other than sports footwear; incorporating a protective toe-cap	292 077	292 077	604 151	604 151
64041990	Footwear with outer soles of rubber or plastics; other than sports footwear; other than incorporating a protective toe-cap	1 333 266	6 707 787	8 989 369	36 761 280
64042000	Footwear with outer soles of leather or composition leather and uppers of textile materials	1 188	2 811	338 225	769 150
64051000	Footwear with uppers of leather or composition leather	22	557	480	15 403
64052000	Footwear with uppers of textile materials	88 672	206 806	1 201 640	2 840 297
64059000	Footwear with uppers of other than leather or composition leather or textile materials	48 452	97 731	413 054	1 060 758
64061010	Uppers and parts thereof, other than stiffeners; with metal toe-cap	85 353	213 670	379 915	974 636
64061090	Uppers and parts thereof, other than stiffeners; other than metal toe-cap	227 144	1 235 755	5 029 370	24 678 897
64062010	Outer soles and heels; of rubber	968 982	4 390 934	7 385 623	30 068 601
64062020	Outer soles and heels; of plastics	186 602	892 572	4 022 157	21 501 294
64069010	Parts of footwear; removable in-soles, heel cushions and similar articles; gaiters, leggings and similar articles, and parts thereof; of wood	19	1 981	110	27 503
64069021	Parts of footwear; removable in-soles, heel cushions and similar articles; gaiters, leggings and similar articles, and parts thereof; of metal; of iron or steel	26 793	99 650	83 594	260 862
64069022	Parts of footwear; removable in-soles, heel cushions and similar articles; gaiters, leggings and similar articles, and parts thereof; of metal; of copper	0	42	0	967
64069023	Parts of footwear; removable in-soles, heel cushions and similar articles; gaiters, leggings and similar articles, and parts thereof; of metal; of aluminium	0	1 521	0	3 230
64069029	Parts of footwear; removable in-soles, heel cushions and similar articles; gaiters, leggings and similar articles, and parts thereof; of metal; other than of iron or steel or copper or aluminium	106 500	311 763	3 256 556	11 786 757
64069041	Parts of footwear; removable in-soles, heel cushions and similar articles; gaiters, leggings and similar articles, and parts thereof; of rubber; in-soles	109 555	109 555	1 359 904	1 359 904
64069042	Parts of footwear; removable in-soles, heel cushions and similar articles; gaiters, leggings and similar articles, and parts thereof; of rubber; complete soles	10 982	141 669	150 899	1 851 045
64069049	Parts of footwear; removable in-soles, heel cushions and similar articles; gaiters, leggings and similar articles, and parts thereof; of rubber; other than in-soles or complete soles	50 318	518 218	1 055 522	14 743 272
64069051	Parts of footwear; removable in-soles, heel cushions and similar articles; gaiters, leggings and similar articles, and parts thereof; of plastics; in-soles	53 636	581 312	1 125 273	11 997 246

https://www.bps.go.id

I.3. IMPOR MENURUT KOMODITI / IMPORT BY HS COMMODITY
***** APRIL/*APRIL 2022* *****

H S	Uraian Komoditi/*Commodity Description*	Berat bersih/*Net weight* (Kg)		Nilai/*Value CIF* (US$)	
		Bulan ini *Current month*	Kumulatif *Cum. Jan. to date*	Bulan ini *Current month*	Kumulatif *Cum. Jan. to date*
64069052	Parts of footwear; removable in-soles, heel cushions and similar articles; gaiters, leggings and similar articles, and parts thereof; of plastics; complete soles	20	20	73	73
64069059	Parts of footwear; removable in-soles, heel cushions and similar articles; gaiters, leggings and similar articles, and parts thereof; of plastics; other than in-soles or complete soles	6 512	70 130	80 192	1 164 107
64069091	Parts of footwear;removable in-soles,heel cushions&similar articles;gaiters,leggings&similar articles&parts thereof;oth than of wood/metal/rubber or plastic;for gaiters,leggings&similar articles&parts	2 214	46 458	32 157	328 484
64069099	Parts of footwear; removable in-soles, heel cushions and similar articles; other than gaiters, leggings and similar articles, and parts thereof; other than of wood or metal or rubber or plastic	850 519	3 536 247	9 818 548	37 453 719
65010000	Hat-forms, hat bodies and hoods of felt, neither blocked to shape nor with made brims; plateaux and manchons (including slit manchons), of felt	16 766	58 340	256 730	745 645
65020000	Hat-shapes, plaited or made by assembling strips of any material, neither blocked to shape, nor with made brims, nor lined, nor trimmed	825	2 463	12 558	25 601
65040000	Hats and other headgear, plaited or made by assembling strips of any material, whether or not lined or trimmed	4 985	29 381	28 598	138 519
65050010	Headgear of a kind used for religious purposes	15	926	310	7 108
65050020	Hair-nets of any materials	2 588	12 221	36 661	238 089
65050090	Hats, knitted or crocheted, or made up from lace, felt or other textile fabric, in the piece (but not in strips), whether or not lined or trimmed; whether or not lined or trimmed	163 059	614 940	1 517 365	5 856 020
65061010	Helmets for motorcyclists, whether or not lined or trimmed	14 004	40 064	456 967	1 304 737
65061020	Industrial safety helmets and firefighters' helmets, excluding steel helmets, whether or not lined or trimmed	34 045	107 410	246 022	864 888
65061030	Steel helmets, whether or not lined or trimmed	12	141	7 894	29 597
65061040	Water-polo headgear, whether or not lined or trimmed	0	375	0	1 395
65061090	Safety headgear; other than helmets for motorcyclists or Industrial safety helmets and firefighters' helmets, excluding steel helmets or steel helmets or water polo; whether or not lined or trimmed	28 470	158 489	379 335	2 381 898
65069100	Headgear; other than safety headgear, whether or not lined or trimmed; of rubber or plastic	5 423	26 657	42 090	153 773
65069990	Headgear; other than safety headgear, whether or not lined or trimmed; of other materials; other than of furskin	30 561	69 343	209 973	425 562
65070000	Head-bands, linings, covers, hat foundations, hat frames, peaks and chinstraps, for headgear	21 251	105 003	322 963	1 264 717
66011000	Garden or similar umbrellas	106 647	422 365	160 573	659 326
66019100	Umbrellas and sun umbrellas (including walking-stick umbrellas, garden umbrellas); having a telescopic shaft	56 692	308 275	109 586	666 510
66019900	Umbrellas and sun umbrellas (including walking-stick umbrellas, garden umbrellas); other than having a telescopic shaft	825 640	3 080 097	1 187 125	4 811 107
66020000	Walking-sticks, seat-sticks, whips, riding-crops and the like	26 599	42 736	65 863	118 773
66032000	Umbrella frames, including frames mounted on shafts (sticks)	45 839	134 744	59 388	237 229
66039010	Parts, trimmings and accessories; for articles of heading 6601	4 322	27 469	5 806	90 624
66039020	Parts, trimmings and accessories; for articles of heading 6602	2 045	2 226	5 715	6 294
67010000	Skins and other parts of birds with their feathers or down, feathers, parts of feathers, down and articles thereof (other than goods of heading 0505 and worked quills and scapes)	7 435	11 912	202 640	324 816
67021000	Artificial flowers, foliage, fruit and parts thereof; of plastics	495 273	1 745 419	1 336 844	5 308 860
67029010	Artificial flowers, foliage, fruit and parts thereof; of paper	1 536	3 109	1 660	3 947
67029020	Artificial flowers, foliage, fruit and parts thereof; of textile materials	19 150	79 423	120 763	462 887
67029090	Artificial flowers, foliage, fruit and parts thereof; of other materials; other than of paper or of textile materials	220 556	687 498	512 432	1 826 946
67030000	Human hair, dressed, thinned, bleached or otherwise worked; wool or other animal hair or other textile materials, prepared for use in making wigs or the like	6 318	42 085	1 450 829	7 308 852
67041100	Complete wigs; of synthetic textiles materials	14 196	37 658	22 161	81 527

https://www.bps.go.id

I.3. IMPOR MENURUT KOMODITI / IMPORT BY HS COMMODITY
***** APRIL/*APRIL 2022* *****

H S	Uraian Komoditi/*Commodity Description*	Berat bersih/*Net weight* (Kg)		Nilai/*Value CIF* (US$)	
		Bulan ini *Current month*	Kumulatif *Cum. Jan. to date*	Bulan ini *Current month*	Kumulatif *Cum. Jan. to date*
67041900	False beards, eyebrows and eyelashes, switches and the like; of synthetic textiles materials	23 341	96 646	125 074	697 855
67042000	Wigs, false beards, eyebrows and eyelashes, switches and the like; of human hair	505	6 548	7 941	62 735
67049000	Wigs, false beards, eyebrows and eyelashes, switches and the like; of other materials	10 681	32 497	206 104	658 136
68010000	Setts, curbstones and flagstones, of natural stone (except slate)	20	28	218	457
68021000	Tiles,cubes&similar,whether/not rectangular (incl square) the largest face of which is capable of being enclosed in a square the side of which is<7 cm; artificially coloured granules,chippings&powder	72 000	456 083	24 784	140 847
68022100	Marble, travertine and alabaster; simply cut or sawn, with a flat or even surface	2 407 596	10 323 552	1 682 156	6 112 544
68022300	Granite; simply cut or sawn, with a flat or even surface	567 565	1 833 964	218 367	671 076
68022910	Other monumental or building stone and articles thereof, simply cut or sawn, with a flat or even surface; other calcareous stone	0	48	0	588
68022990	Other monumental or building stone and articles thereof, simply cut or sawn, with a flat or even surface; other than calcareous stone	76 877	308 091	16 345	65 007
68029110	Other articles monumental or building stone; marble	1 108 206	5 366 901	657 030	2 748 182
68029190	Other articles monumental or building stone; travertine and alabaster	440 311	1 619 383	288 634	1 163 414
68029200	Other articles monumental or building stone; other calcareous stone	44	52 866	44	6 898
68029310	Other articles monumental or building stone; granite; polished slabs	1 538 943	7 657 496	704 958	3 325 151
68029390	Other articles monumental or building stone; granite; other than polished slabs	466 788	1 609 518	167 503	866 310
68029900	Other articles monumental or building stone; other stone; other than granite or calcareous stone or marble or travernite and alabaster)	147 055	220 238	80 837	180 165
68030000	Worked slate and articles of slate or of agglomerated slate	7 048	33 332	25 956	36 065
68041000	Millstones and grindstones for milling, grinding or pulping	466 192	1 538 868	1 818 821	6 137 140
68042100	Millstones, grindstones, grinding wheels and the like; of agglomerated synthetic or natural diamond	219 052	730 102	911 461	5 436 906
68042200	Millstones, grindstones, grinding wheels and the like; of other agglomerated abrasives or of ceramics	1 014 980	4 005 490	4 609 054	18 778 565
68042300	Millstones, grindstones, grinding wheels and the like; of natural stone	14 161	63 032	87 516	478 920
68043000	Hand sharpening or polishing stones	399 963	1 113 711	507 379	1 540 005
68051000	Natural or artificial abrasive powder or grain on a base of woven textile fabric only	509 889	2 341 930	1 605 442	8 351 807
68052000	Natural of artificial abrasive powder or grain on a base of paper of paperboard only	231 138	1 338 813	1 129 145	6 077 810
68053000	Natural or artificial abrasive powder or grain on a base of other materials	106 759	403 060	730 345	3 124 906
68061000	Slag wool, rock wool and similar mineral wools in bulk or sheets or rolls	1 433 157	5 530 363	2 389 274	9 377 175
68062000	Exfoliated vermiculite, expanded clays,foamed slag and similar expand mineral materials	535 223	973 959	389 955	923 201
68069000	Mixture and article of heat or sound insulating or sound absorbmineral waters	404 087	2 086 663	1 305 851	5 368 610
68071000	Articles of asphalt or of similar material in rolls	676 927	4 996 785	399 276	3 113 036
68079010	Articles of asphalt or of similar material, not in rolls; tiles	19 652	277 753	8 872	117 088
68079090	Articles of asphalt or of similar material, not in rolls; other than tiles	2 289 450	7 120 170	2 658 920	6 839 858
68080040	Tiles, of vegetable fibre, of straw or of shavings; other than roofing tiles	22 333	22 333	7 544	7 544
68080099	Panels, boards, blocks and similar articles, of straw or of shavings, chips, particles, sawdust or other waste, of wood, agglomerated with cement, plaster or other mineral binders	171 121	367 680	211 922	707 259

https://www.bps.go.id

I.3. IMPOR MENURUT KOMODITI / IMPORT BY HS COMMODITY
***** APRIL/*APRIL 2022* *****

H S	Uraian Komoditi/*Commodity Description*	Berat bersih/*Net weight* (Kg)		Nilai/*Value CIF* (US$)	
		Bulan ini *Current month*	Kumulatif *Cum. Jan. to date*	Bulan ini *Current month*	Kumulatif *Cum. Jan. to date*
68091100	Board, sheet, panels ,tiles and similiar, not ornamented, faced or reinforced with paper or paperboard only	0	125 905	0	127 341
68091910	Articles of plaster of compositions based on plaster; tiles; not ornamented	0	71 387	0	58 363
68091990	Articles of plaster of compositions based on plaster; boards, sheets, panels; not ornamented	7 334	159 009	16 645	153 281
68099010	Dental moulds of plaster	16	105	332	1 921
68099090	Articles of plaster of compositions based on plaster; other than those of HS 68091100 - 68099010	4 081	85 656	38 084	305 441
68101100	Building blocks and bricks, of cement, of concrete or of artificial stone, whether or not reinforced	167 975	266 443	87 183	170 748
68101910	Tiles, of cement, of concrete or of artificial stone, whether or not reinforced	9 853	138 173	6 874	62 610
68101990	Flagstones, of cement, of concrete or of artificial stone, whether or not reinforced	152 929	934 261	195 119	1 079 388
68109110	Building piles of concrete	10 791 000	10 791 000	1 485 000	1 485 000
68109190	Prefabricated structural components for building or civil engineering; other than building piles of concrete	23 299 414	220 473 193	4 815 944	34 170 609
68109900	Articles of cement,of concrete/of artificial stone,whether/not reinforced;oth than tiles,flagstones,bricks&similar articles oth than prefabricated structural components for building/civil engineering	5 769 864	50 239 674	1 102 189	7 370 384
68114021	Floor or wall tiles containing plastics, containing asbestos	5 480	5 480	4 382	4 382
68114022	Sheets, panels, tiles and similar articles containing asbestos for roofing facing or partitioning	0	2	0	200
68114029	Sheets, panels, tiles and similar articles containing asbestos; other than floor or wall tiles containing plastics; other than for roofing facing or partitioning	0	40 373	0	76 599
68114030	Tubes or pipes containing asbestos	446	483	10 329	10 724
68114040	Tubes or pipes fittings containing asbestos	4	8	124	244
68114090	Articles of asbestos-cement, of cellulose fibre-cement or the like; containing asbestos; other than those of HS 68114010 - 68114050	387	58 639	2 348	119 219
68118100	Corrugated sheets not containing asbestos	17	17	1 016	1 016
68118210	Floor or wall tiles containing plastics	3 350	68 318	7 220	30 966
68118290	Sheets, panels, tiles and similar articles not containing asbestos; other than floor or wall tiles containing plastics; other than for roofing facing or partitioning	1 316 964	7 945 778	487 380	2 450 026
68118910	Tubes or pipes not containing asbestos	472	12 386	2 364	10 685
68118920	Tubes or pipes fittings not containing asbestos	0	33	0	1 239
68118930	Articles of asbestos-cement, of cellulose fibre-cement or the like; not containing asbestos; of a kind used for building construction of containing asbestos	0	5	0	247
68118990	Articles of asbestos-cement, of cellulose fibre-cement or the like; not containing asbestos; n.e.c. in heading 6811	89	752	895	8 161
68128020	Clothing of crocidolite fibres	3 915	18 742	47 845	245 056
68128030	Paper, millboard and felt of crocidolite fibres	1 038	17 060	4 727	27 128
68128050	Clothing accessories,footwear&headgear;fabricated crocidolite fibre;mixt with a basis of crocidolite/crocidolite & magnesium carbonate;yarn&thread;cords & strings,whether/not plaited;woven fabrics	146	1 851	3 668	36 759
68128090	Fabricated asbestos fibres; of crocidolite fibres; other than those of HS 68128020 - 68128050	13 654	46 610	137 194	536 511
68129110	Clothing other than of crocidolite fibres	0	63	0	223
68129190	Clothing accessories, footwear and headgear, other than of crocidolite fibres	857	5 348	4 516	28 846
68129920	Floor or wall tiles, other than of crocidolite	24 519	137 232	57 488	236 646
68129930	Paper, millboard and felt, other than of crocidolite	165	8 330	5 147	129 082
68129940	Compressed asbestos fibre jointing, in sheets or rolls, other than of crocidolite	23 051	463 514	62 389	667 526
68129951	Mixtures with a basis of asbestos or with a basis of asbestos and magnesium carbonate of a kind used for the manufacture of goods of heading 6813	655	56 749	738	51 055

https://www.bps.go.id

I.3. IMPOR MENURUT KOMODITI / IMPORT BY HS COMMODITY
***** APRIL/*APRIL 2022* *****

H S	Uraian Komoditi/*Commodity Description*	Berat bersih/*Net weight* (Kg)		Nilai/*Value CIF* (US$)	
		Bulan ini *Current month*	Kumulatif *Cum. Jan. to date*	Bulan ini *Current month*	Kumulatif *Cum. Jan. to date*
68129959	Fabricated asbestos fibres (other than of crocidolite); yarn and thread; cords and strings, whether or not plaited; woven or knitted fabrics	32	175 231	9 300	595 460
68129990	Fabricated asbestos fibres and other mixtures with a basis of asbestos other than of crocidolite; n.e.c. in heading 6812	146 649	559 258	289 011	686 914
68132010	Brake lining and pad of friction material and articles, containing asbestos	12 972	53 961	110 708	453 161
68132090	Friction material and articles thereof, not mounted; containing asbestos; other than brake lining and pad	15 330	67 209	61 932	255 632
68138100	Brake lining and pad of friction material and articles, not containing asbestos	112 540	570 848	1 311 218	6 243 918
68138900	Friction material and articles thereof, not mounted; not containing asbestos; other than brake lining and pad	178 567	581 479	914 787	3 402 531
68141000	Plates, sheets, strips, of agglomerated or reconstituted mica, whether or not on a support	11 757	60 272	79 828	277 909
68149000	Worked mica and articles of mica whether or not on a support of paper, paperboard or other materials; other than plates, sheets and strips of agglomerated or reconstituted mica	29 908	65 326	246 915	614 967
68151100	Carbon fibres	7 426	35 072	84 095	1 556 886
68151200	Fabrics of carbon fibres	1 958	1 958	66 157	66 157
68151310	Yarn or thread of carbon fibres	475	475	12 301	12 301
68151390	Other than yarn or thread of carbon fibres	1 329	1 329	114 839	114 839
68151910	Yarn or thread of other carbon fibres	46	22 881	545	619 504
68151920	Bricks, paving slabs, floor tiles and similar articles of other carbon fibres	9	15 690	161	80 652
68151990	Articles of carbon fibres for non-electrical uses; other articles of graphite or other carbon for non-electrical uses; other than those of HS 68151100 - 68151920	2 535	42 575	71 188	1 310 273
68159100	Articles of stone or of other mineral substances containing magnesite, magnesia in the form of periclase, dolomite including in the form of dolime, or chromite	26	403 971	598	618 807
68159900	Articles of stone or of other mineral substances not containing magnesite, magnesia in the form of periclase, dolomite including in the form of dolime, or chromite	918 359	6 768 918	2 058 634	9 117 698
69010000	Bricks, blocks, tiles and other ceramic goods of siliceous fossil meals (for example, kieselguhr, tripolite or diatomite) or of similar siliceous earths	4 569	76 277	18 816	91 427
69021000	Refractory bricks, blocks, tiles and similar refractory ceramic constructional goods containing by weight, more than 50 % of the elements Mg, Ca or Cr, expressed as MgO, CaO or Cr2O3	5 538 697	57 538 311	6 542 099	63 177 476
69022000	Refractory bricks, blocks, tiles and similar refractory ceramic constructional goods containing by weight more than 50% of alumina (AI2O3), of silica (SiO2) of a mixture or compound of these products	16 899 441	127 495 975	10 234 222	74 626 206
69029000	Refractory bricks, blocks, tiles and similar refractory ceramic constructional goods, other than those of siliceous fossil meals or similar siliceous earths; n.e.c. in heading 6902	1 278 840	6 993 537	1 407 325	5 707 283
69031000	Other refractory ceramic goods containing by weight more than 50 % of free carbon	23 095	67 930	217 791	666 503
69032000	Other refractory ceramic goods containing by weight more than 50 % of alumina (AI2O3) or of a mixture or compound of alumina and of silica (SiO2)	483 154	2 404 694	1 436 621	6 538 077
69039000	Other refractory ceramic goods, other than those of siliceous fossil meals or of similar siliceous earths; n.e.c. in heading 6903	301 316	976 920	5 482 987	17 633 737
69041000	Ceramics building bricks	0	235 184	0	171 214
69049000	Flooring blocks, support or filler tiles and the like	17 395	64 707	8 711	29 671
69051000	Roofing tiles of ceramic	8 928	282 427	10 094	89 166
69059000	Chimney pot, cowl, chimney liner, architect ornament & other ceramic construction	27	39	52	149
69060000	Ceramic pipes, conduits ,guttering, pipe fittings	353	467	4 425	10 236
69072110	Lining tiles of a kind used for grinding mills, other than those of subheadings 690730 and 690740; unglazed; of a water absorption coefficient by weight not exceeding 0.5% :	2 460	50 565	28 724	249 484

https://www.bps.go.id

I.3. IMPOR MENURUT KOMODITI / IMPORT BY HS COMMODITY
*** APRIL/*APRIL 2022* ***

H S	Uraian Komoditi/*Commodity Description*	Berat bersih/*Net weight* (Kg)		Nilai/*Value CIF* (US$)	
		Bulan ini *Current month*	Kumulatif *Cum. Jan. to date*	Bulan ini *Current month*	Kumulatif *Cum. Jan. to date*
69072123	Flag and paving,hearth/wall tile; glazed other than of subheading 690730 & 690740 in a square the side of which is less than 7 cm and water absorption coeficient by weight not exceeding by 0.5%	292 253	685 060	105 640	206 555
69072124	Ceramic, wall tile, glazed; large other than of subheading 690730 & 690740 in a square the side of which is less than 7 cm and water absorption coeficient by weight not exceeding by 0.5%	82	77 539	476	35 093
69072191	Flag and paving,hearth/wall tile; unglazed other than of subheading 690730 & 690740 in a square the side of which is 7 cm or more and water absorption coeficient by weight not exceeding by 0.5%	57 180 041	193 643 788	14 082 236	46 151 322
69072192	Ceramic, wall tile, unglazed; large other than of subheading 690730 & 690740 in a square the side of which is 7 cm or more and water absorption coeficient by weight not exceeding by 0.5%	0	3 530	0	1 479
69072193	Flag and paving,hearth/wall tile; glazed other than of subheading 690730 & 690740 in a square the side of which is 7 cm or more and water absorption coeficient by weight not exceeding by 0.5%	39 489 710	161 033 902	10 617 338	42 578 816
69072194	Ceramic, wall tile, glazed; large other than of subheading 690730 & 690740 in a square the side of which is 7 cm or more and water absorption coeficient by weight not exceeding by 0.5%	405 280	405 341	89 013	89 866
69072211	Flag and paving,hearth/wall tile;unglazed oth than of subheading 690730 & 690740 in a square the side of which is < 7 cm and water absorption coeficient by weight > 0.5% but ≤ 10%	0	489 068	0	83 508
69072292	Ceramic, wall tile, unglazed; large other than of subheading 690730 & 690740 in a square side of which ≥ 7 cm and water absorption coeficient by weight exceeding 0.5% but not exceeding 10%	0	24 596	0	74 556
69072293	Flag and paving,hearth/wall tile; glazed other than of subheading 690730 & 690740 in a square the side of which is ≥ 7 cm and water absorption coeficient by weight exceeding 0.5% but not exceeding 10%	2 807 043	9 471 242	525 959	1 914 039
69072294	Ceramic, wall tile, glazed; large other than of subheading 690730 & 690740 in a square the side of which is ≥ 7 cm and water absorption coeficient by weight exceeding 0.5% but not exceeding 10%	22	890	233	8 081
69072312	Ceramic, wall tile, unglazed; large other than of subheading 690730 & 690740 in a square the side of which is less than 7 cm and water absorption coeficient by weight exceeding 10%	0	22	0	285
69072393	Flag and paving,hearth/wall tile; glazed other than of subheading 690730 & 690740 in a square the side of which is ≥ 7 cm and water absorption coeficient bby weight exceeding 10%	1 661 997	3 329 030	426 754	907 150
69072394	Ceramic, wall tile, glazed; large other than of subheading 690730 & 690740 in a square the side of which is ≥ 7 cm and water absorption coeficient by weight exceeding 10%	60	60	71	71
69073099	Mosaic cubes and the like, other than subheading 690740, glazed; lhaving the largest face of which is capable of being enclosed in a square the side of which is 7 cm or more	28 104	193 389	40 999	216 025
69074010	Finishing ceramics of a kind used for lining grinding mills; unglazed	17	52 157	60	19 431
69074022	Finishing ceramics of other articles,having largest surface area visible after mounting is not exceeding 49 cm2; glazed	210 823	751 539	124 004	436 114
69074091	Finishing ceramics of other articles,having largest surface area visible after mounting is more than 49 cm2; unglazed	277 979	645 066	75 567	159 071
69074092	Finishing ceramics of other articles,having largest surface area visible after mounting is more than 49 cm2; glazed	827 714	3 084 530	391 869	1 280 103
69091100	Ceramic of porcelain or china for laboratory, chemical other technical use	408 771	1 196 694	256 094	1 067 365
69091200	Article having a hardness equivalent to 9 or more on the Mohs scale for laboratory, chemical other technical use	822 613	2 399 145	1 077 035	3 624 116
69091900	Ceramic wares for laboratory, chemical or other technical uses, other than articles having a hardness equivalent to 9 or more on the Mohs scale or of porcelain or china	71 386	148 366	1 222 514	4 119 112
69099000	Ceramic wares; pots, jars and similar articles of a kind used for the conveyance or packing of goods and ceramic troughs, tubs and similar receptacles used in agriculture	3 849	79 454	72 739	281 930
69101000	Ceramic sinks, wash basins, wash basin, of porcelain or china	1 870 882	7 445 348	2 393 190	9 882 537

https://www.bps.go.id

I.3. IMPOR MENURUT KOMODITI / IMPORT BY HS COMMODITY
*** APRIL/*APRIL 2022* ***

H S	Uraian Komoditi/*Commodity Description*	Berat bersih/*Net weight* (Kg)		Nilai/*Value CIF* (US$)	
		Bulan ini *Current month*	Kumulatif *Cum. Jan. to date*	Bulan ini *Current month*	Kumulatif *Cum. Jan. to date*
69109000	Ceramic sinks, wash basins, wash basin, other than of porcelain or china	79 857	230 282	147 792	488 937
69111000	Tableware and kitchenware, of porclain or china	1 024 724	5 838 627	720 433	3 423 283
69119000	Other household articles and toilet articles, of porcelain or china	2 697	5 120	5 935	18 828
69120000	Ceramic tableware, kitchenware, other household articles and toilet articles, other than of porcelain or china	47 123	250 812	89 286	211 320
69131010	Ornamental cigarette box and ashtray, of porcelain or china	0	66	0	283
69131090	Statuettes and other ornamental ceramic articles, of porcelain or china; other than ornamental cigarette boxes and ashtrays	73 783	270 948	118 294	536 470
69139010	Ornamental cigarette box and ashtray, other than of porcelain or china	0	8	0	210
69139090	Statuettes and other ornamental ceramic articles, other than of porcelain or china; other than ornamental cigarette boxes and ashtrays	2 243	34 452	21 674	111 630
69141000	Other ceramic articles, of porcelain or china	153 638	192 151	65 778	190 475
69149000	Other ceramic articles, other than of porcelain or china	145 840	265 329	263 255	716 205
70010000	Cullet and other waste and scrap of glass, excluding glass from cathode-ray tubes or other activated glass of heading 8549; glass in the mass	7 564 405	26 281 054	868 405	2 860 413
70021000	Glass in balls	50 000	51 008	26 550	49 270
70022000	Glass in rods	32 965	119 397	1 769 475	7 554 367
70023110	Fused quartz or fused silica of a kind used to manufacture vacuum tubes	0	25	0	2 235
70023190	Fused quartz or fused silica of a kind used to other than manufacture vacuum tubes	1 192	12 761	57 112	353 105
70023230	Borosilicate glass tubes of a kind used to manufacture phial/ampoules having a linear coefficient of expansion not exceeding 5x10-6 per Kelvin within a temperature range of 0 oC to 300 oC	670 315	2 360 391	1 248 457	4 431 784
70023240	Glass in tubes, unworked, having a linear coefficient of expansion < 5x10-6 per Kelvin w/ temperature range of 0 oC to 300 oC; of clear neutral borosilicate glass,w/ diameter ≥ 3mm but < 22mm	0	40	0	2 814
70023290	Glass in tubes, unworked, having a linear coefficient of expansion not exceeding 5 x 10-6 per Kelvin within a temperature range of 0 oC to 300 oC, other than those of HS 70023210 - 70023240	17 971	68 253	9 868	59 498
70023910	Glass in tubes, unworked, of a kind used to manufacture vacuum tubes	13	47	1 881	6 825
70023920	Glass in tubes, unworked, of clear neutral borosilicate glass, with a diameter of 3 mm or more but not more than 22 mm	1 500	1 510	3 076	3 096
70023990	Glass in tubes, unworked, n.e.c. in heading 7002	320 928	803 672	1 125 109	2 192 990
70031220	Cast & rolled glass in non-wired sheet; colourd; opacified; flashed reflecting or non layer; other than optical glass; in squares or rectangular shape, whether or not one or more corners have been cut	0	15 716	0	32 432
70031290	Cast & rolled glass in non-wired sheet; colourd; opacified; flashed reflecting or non layer; other than optical glass; other than in squares or rectangular shape	0	4	0	200
70031990	Cast & rolled glass in non-wired sheet; not coloured, opacified, flashed reflecting/ non layer; other than optical glass; other than in squares or rectangular shape	88 099	506 676	190 818	754 647
70032090	Cast glass and rolled glass in wired sheets; other than in squares or rectangular shape	0	286	0	9 913
70033010	Cast glass and rolled glass in profiles; in squares or rectangular shape, whether or not one or more corners have been cut	81	186	2 158	4 384
70042090	Optical glass ; coloured throughout, opacified, flashed or having an absorbent, reflecting or non-reflecting layer; optically work; other than in squares or rectangular shape	0	73	0	1 517
70049010	Optical glass, not optically worked; not coloured throughout the mass (body tinted), opacified, flashed or having an absorbent, reflecting or non-reflecting layer	0	1	0	55

https://www.bps.go.id

I.3. IMPOR MENURUT KOMODITI / IMPORT BY HS COMMODITY
***** APRIL/*APRIL 2022* *****

H S	Uraian Komoditi/*Commodity Description*	Berat bersih/*Net weight* (Kg)		Nilai/*Value CIF* (US$)	
		Bulan ini *Current month*	Kumulatif *Cum. Jan. to date*	Bulan ini *Current month*	Kumulatif *Cum. Jan. to date*
70049090	Optical glass; not coloured throughout, opacified, flashed or having an absorbent, reflecting or non-reflecting layer; optically work; other than in squares or rectangular shape	34	62	172	783
70051010	Optical float glass, not optically worked, having an absorbent, reflecting or non- reflecting layer	14	26 539	617	23 524
70051090	Non-wired glass, having an absorbent, reflecting or non- reflecting layer; other than optical float glass, not optically worked	49 375	650 740	20 032	309 712
70052190	Other non-wired glass; coloured throughout, opacified, flashed or merely surface ground; not having an absorbent, reflecting or non-reflecting layer	180 351	1 296 764	141 653	1 025 980
70052920	Other non-wired glass, optically worked in profile shape; not coloured throughout, opacified, flashed or merely surface ground; not having an absorbent, reflecting or non- reflecting layer	2 139 562	2 139 562	866 121	866 121
70052990	Other non-wired glass; not coloured throughout, opacified, flashed or merely surface ground; not having an absorbent, reflecting or non- reflecting layer	10 331 336	21 843 930	3 978 365	8 565 566
70053090	Wired glass, other than in squares or rectangular shape, whether or not one or more corners have been cut	0	19 702	0	52 846
70060010	Optical glass, not optically worked	1	27	5	1 621
70060090	Glass of heading 7003, 7004 or 7005, bent, edge-worked, engraved, drilled, enamelled or otherwise worked, but not framed or fitted with other materials; other than optical glass	96 538	165 712	92 255	153 729
70071110	Toughened (tempered) safety glass suitable for vehicles of chapter 87	46 313	316 566	230 275	2 038 248
70071120	Toughened (tempered) safety glass suitable for aircraft, spacecraft of chapter 88	680	877	92 809	161 792
70071190	Toughened (tempered) safety glass suitable other than of chapter 87 and 88	940	1 676	5 995	15 575
70071910	Toughened (tempered) safety glass suitable for machine of heading 8429 or 8430	1 050	4 042	27 037	86 370
70071990	Toughened (tempered) safety glass suitable for other machinery	1 287 687	8 112 914	1 319 019	7 427 250
70072110	Laminated safety glass suitable for vehicles of chapter 87	72 335	264 262	676 828	1 784 710
70072190	Toughened (tempered) safety glass suitable other than of chapter 87 and 88	135	135	58	58
70072910	Laminated safety glass suitable for machine of heading 8429 or 8430	942	4 701	15 256	120 483
70072990	Laminated safety glass suitable for other machinery	45 731	356 418	60 507	585 167
70080000	Multiple-walled insulating units of glass	362 233	1 110 997	558 499	1 735 624
70091000	Rear-view mirrors for vehicles	282 727	1 126 640	2 564 164	11 090 911
70099100	Unframed glass mirrors	550 793	2 940 228	485 941	2 285 755
70099200	Framed glass mirrors	113 795	410 968	359 899	1 345 352
70101000	Ampoules of glass	82 098	237 446	338 294	1 186 396
70102000	Stoppers, lids and other closures of glass	74 226	288 721	395 709	969 269
70109010	Carboys and demijohns of glass	449 864	1 860 315	495 853	2 652 462
70109040	Bottles and phials, of a kind used for antibiotics, serums and other injectable liquids; bottles of a kind used for intravenous fluids	1 827 928	7 183 032	2 556 852	9 222 621
70109091	Flasks, jars, pots, and other containers, of glass, of a kind used for the conveyance or packing of goods; preserving jars of glass; of a capacity exceeding 1 l	14 411	100 423	35 296	297 466
70109099	Flasks, jars, pots, and other containers, of glass, of a kind used for the conveyance or packing of goods; preserving jars of glass; of a capacity not exceeding 1 l	8 100 088	29 778 110	7 355 372	26 817 664
70111010	Glass envelops for electric lighting; stems	2	25	58	282
70111090	Glass envelops for electric lighting; other than stems	655	36 781	30 738	162 305
70119000	Glass envelopes (including bulbs and tubes), open, and glass parts thereof, without fittings; other than in subheading 701110 - 701112	1 905	10 346	66 177	161 787
70131000	Glassware of a kind used for table, kitchen, toilet, office, indoor decoration or similar purposes (other than that of heading 7010 or 7018), of glass-ceramic	339 072	917 777	434 997	1 284 194
70132200	Stemware drinking glasses, other than glass ceramics; of lead crystal	61	67	71	145

https://www.bps.go.id

I.3. IMPOR MENURUT KOMODITI / IMPORT BY HS COMMODITY
***** APRIL/*APRIL 2022* *****

H S	Uraian Komoditi/*Commodity Description*	Berat bersih/*Net weight* (Kg)		Nilai/*Value CIF* (US$)	
		Bulan ini *Current month*	Kumulatif *Cum. Jan. to date*	Bulan ini *Current month*	Kumulatif *Cum. Jan. to date*
70132800	Stemware drinking glasses, other than of glass ceramics; other than of lead crystal	69 096	232 022	145 183	517 510
70133300	Drinking glasses, other than glass ceramics; of lead crystal	0	209	0	12 930
70133700	Drinking glasses, other than of glass ceramics; other than of lead crystal	258 065	915 400	584 865	1 757 091
70134100	Glassware of a kind used for table (other than drinking glasses) or kitchen purposes, other than glass ceramics; of lead crystal	441	803	1 157	6 331
70134200	Glassware of a kind used for table (oth than drinking glasses)/kitchen purposes, oth than glass ceramics; of glass, linear coefficient of expansion ≤ 5 x 10-6 per Kelvin, temperature of 0 oC to 300 oC	30 072	175 094	168 748	811 932
70134900	Glassware of a kind used for table (other than drinking glasses) or kitchen purposes, other than of glass-ceramics; other than those in HS 70134100 - 70134200	1 361 727	4 859 075	1 888 569	7 137 604
70139100	Glassware of a kind used for table, kitchen, toilet, office, indoor decoration or similar purposes; other than those of subheading 701310 - 701349; of lead crystal	248	8 033	2 058	46 933
70139900	Glassware of a kind used for table, kitchen, toilet, office, indoor decoration or similar purposes; other than those of subheading 701310 - 701349; other than of lead crystal	721 580	3 351 917	1 558 803	5 940 892
70140010	Signalling glassware and optical elements of glass (other than those of heading 7015), not optically worked, of a kind suitable for use in motor vehicles	54	281	14 455	21 636
70140090	Signalling glassware and optical elements of glass (other than those of heading 7015), not optically worked, other than of a kind suitable for use in motor vehicles	96 161	131 585	1 013 712	3 397 879
70151000	Glasses for corrective spectacles	278	3 019	2 416	86 412
70159010	Clock or watch glasses	102	96 297	10 874	61 924
70159090	Glasses for non-corrective spectacles, curved, bent, hollowed or the like, not optically worked; hollow glass spheres and their segments, for the manufacture of such glasses	4 963	7 457	31 197	59 198
70161000	Glass cubes and other glass smallwares, whether or not on a backing, for mosaics or similar decorative purposes	15 954	244 981	26 429	487 323
70169000	Paving blocks,slabs,bricks,squares,tiles&oth articles of pressed glass,whether/not wired,for building purposes;leaded lights;multicellular/foam glass in blocks,panels,plates,shells/similar forms	40 807	268 471	82 789	1 648 451
70171010	Quartz reactor tubes and holders designed for insertion into diffusion and oxidation furnaces for production of semiconductor wafers	695	2 949	16 774	145 576
70171090	Laboratory, hygienic or pharmaceutical glassware, whether or not graduated or calibrated; of other fused silica	82 352	217 430	779 441	2 724 437
70172000	Laboratory, hygienic/pharmaceutical glassware,whether/not graduated/calibrated; of oth glass having a linear coefficient of expansion ≤ 5 x 10-6 per Kelvin within a temperature range of 0 oC to 300 oC	27 317	95 500	254 933	988 902
70179000	Laboratory, hygienic or pharmaceutical glassware, whether or not graduated or calibrated; n.e.c. in heading 7017	8 677	15 652	83 561	297 552
70181010	Glass beads	130 489	821 206	328 503	1 485 254
70181090	Imitation pearls, imitation precious or semi-precious stonesand similar glass smallwares	48 939	175 184	111 489	473 640
70182000	Glass microspheres not exceeding 1 mm in diameter	245 145	1 890 834	483 611	3 607 686
70189010	Glass eyes other than prosthetic articles	619	910	12 302	23 259
70189090	Statuettes and other ornaments of lamp- worked glass, other than imitation jewellery	1 448	27 461	141 686	296 288
70191100	Chopped strands of a length of not more than 50 mm	494 825	1 525 348	688 332	2 217 922
70191200	Rovings	1 118 296	3 451 444	1 058 921	3 719 881
70191300	Other yarn, slivers	76 951	446 918	199 695	1 638 503
70191400	Mechanically bonded mats	20 165	20 165	38 233	38 233
70191500	Chemically bonded mats	627 557	627 557	1 189 242	1 189 242
70191900	Glass fibres and articles thereof; slivers, rovings, yarn and chopped strands and mats thereof, other than in subheading 701911 to 701915	81 332	3 276 906	267 681	6 470 302

https://www.bps.go.id

I.3. IMPOR MENURUT KOMODITI / IMPORT BY HS COMMODITY
***** APRIL/*APRIL 2022* *****

H S	Uraian Komoditi/*Commodity Description*	Berat bersih/*Net weight* (Kg)		Nilai/*Value CIF* (US$)	
		Bulan ini *Current month*	Kumulatif *Cum. Jan. to date*	Bulan ini *Current month*	Kumulatif *Cum. Jan. to date*
70196100	Closed woven fabrics of rovings; mechanically bonded fabrics	268 460	268 460	323 347	323 347
70196200	Other closed fabrics of rovings; mechanically bonded fabrics	27 845	27 845	71 498	71 498
70196300	Closed woven fabrics, plain weave, of yarns, not coated or laminated; mechanically bonded fabrics	3 340	3 340	182 854	182 854
70196400	Closed woven fabrics, plain weave, of yarns, coated or laminated; mechanically bonded fabrics	258	258	9 443	9 443
70196500	Open woven fabrics of a width not exceeding 30 cm; mechanically bonded fabrics	1 986	1 986	28 714	28 714
70196600	Open woven fabrics of a width exceeding 30 cm; mechanically bonded fabrics	3 070	3 070	7 314	7 314
70196900	Glass fibres and articles thereof; mechanically bonded fabrics, other than those of subheading 701961 - 701966	33 253	33 253	120 774	120 774
70197100	Veils (thin sheets); chemically bonded fabrics	5 828	59 575	49 927	310 298
70198010	Glass wool	197 491	432 854	443 194	1 019 371
70198020	Articles of glass wool	102 084	102 084	280 403	280 403
70199020	Glass fibres; blinds	339	1 233	2 038	12 738
70199030	Glass fibre, excluding glass wool	20 524	20 524	122 782	122 782
70199040	Asphalt or coal-tar impregnated glass fibre outerwrap of a kind used for pipelines	10 803	25 630	49 359	300 824
70199050	Woven fabrics of rovings	2 980	1 650 259	30 004	1 905 171
70199090	Glass fibres and articles thereof; other than those of HS 70191100 - 70199050	721 988	5 336 430	3 136 718	18 579 509
70200011	Glass moulds, of a kind used for the manufacture of acrylic goods	1 395	71 244	12 936	120 764
70200019	Glass moulds, of a kind other than used for the manufacture of acrylic goods	19 692	62 576	43 353	131 681
70200020	Quartz reactor tubes and holders designed for insertion into diffusion and oxidation furnaces for production of semiconductor wafers	0	6	0	312
70200030	Glass inners for vacuum flasks or other vacuum vessels	226 534	1 645 434	480 128	3 742 229
70200090	Other articles of glass; n.e.c in heading 7020	84 700	353 103	249 377	1 905 342
71011000	Natural pearls	0	12	0	929
71012200	Worked cultured pearls	75	86	2 593	3 961
71022100	Industrial diamond, unworked or simply sawn, cleaved or bruted	15	36	46 388	136 293
71022900	Industrial diamond, worked	403	1 880	1 152 300	4 454 030
71023900	Non-industrial diamond, worked	33	126	4 222 036	15 408 189
71031010	Rubies, unworked or simply sawn or roughly shaped	195	511	3 356	7 511
71031020	Jade (nephrite and jadeite), unworked or simply sawn or roughly shaped	7	35	357	720
71031090	Precious stones (other than diamonds) and semi-precious stones, unworked or simply sawn or roughly shaped; other than rubies or jade	181	4 865	2 971	22 397
71039110	Rubies, worked	9	22	1 863	3 035
71039190	Sapphires and emeralds, worked	4	64	1 792	92 607
71039900	Precious stones (other than diamonds) and semi-precious stones, worked; other than rubies, sapphires and emeralds	3 046	3 610	40 193	137 212
71041010	Piezo-electric quartz, unworked	159	296	11 773	29 813
71041020	Piezo-electric quartz, worked	2 154	5 449	91 726	221 915
71042900	Synthetic or reconstructed precious or semi-precious stones, other than diamonds, unworked or simply sawn or roughly shaped	4	264	337	55 490
71049100	Synthetic or reconstructed diamonds, worked	44	44	10 063	10 063
71049900	Synthetic or reconstructed precious or semi-precious stones, other than diamonds, worked	453	3 063	63 962	386 626
71051000	Dust and powder of diamonds	666	2 315	267 632	817 020
71059000	Dust and powder of natural or synthetic precious or semi- precious stones, other than of diamonds	3	2 880	282	6 344
71061000	Silver in powder form	14	209	13 194	150 562
71069100	Silver, unwrought	2 304	8 541	1 670 389	6 275 301
71069200	Silver in semi-manufactured form	6 492	61 367	1 995 495	8 137 294
71070000	Base metals clad with silver, not further worked than semi-manufactured	391	2 139	33 886	197 647
71081210	Non-monetary gold in unwrought forms; in lumps, ingots or cast bars	3 229	11 991	202 242 610	733 125 796

https://www.bps.go.id

I.3. IMPOR MENURUT KOMODITI / IMPORT BY HS COMMODITY
*** APRIL/*APRIL 2022* ***

H S	Uraian Komoditi/*Commodity Description*	Berat bersih/*Net weight* (Kg)		Nilai/*Value CIF* (US$)	
		Bulan ini *Current month*	Kumulatif *Cum. Jan. to date*	Bulan ini *Current month*	Kumulatif *Cum. Jan. to date*
71081290	Non-monetary gold in unwrought forms; other than in lumps, ingots or cast bars	43	244	2 733 618	12 706 481
71081300	Non-monetary gold powder in semi-manufactured forms	7	24 723	12 092	1 341 803
71082000	Monetary gold	1	1	65	65
71090000	Base metals or silver, clad with gold, not further worked than semi-manufactured	21	119	73 243	346 258
71101190	Platinum, unwrought or in powder form; other than in lumps, ingots, cast bars or in powder form	1	3	1 322	5 722
71101900	Platinum in semi-manufactured forms	0	2	0	1 551
71102110	Palladium, unwrought or in powder form; in lumps, ingots, cast bars or in powder form	0	11	0	685
71102190	Palladium, unwrought or in powder form; other than in lumps, ingots, cast bars or in powder form	1	6	37	489
71102900	Palladium in semi-manufactured forms	57	91	74 623	198 467
71103110	Rhodium, unwrought or in powder form; in lumps, ingots, cast bars or in powder form	91	91	691	691
71103190	Rhodium, unwrought or in powder form; other than in lumps, ingots, cast bars or in powder form	4	20	15 954	38 825
71103900	Rhodium in semi-manufactured forms	6	84	52 151	184 933
71104110	Iridium, osmium and ruthenium, unwrought or in powder form; in lumps, ingots, cast bars or in powder form	745	745	5 632	5 632
71104190	Iridium, osmium and ruthenium, unwrought or in powder form; other than in lumps, ingots, cast bars or in powder form	0	303	0	19 759
71104900	Iridium, osmium and ruthenium in semi-manufactured forms	266	266	580 672	580 672
71110090	Base metals, other than silver or gold, clad with platinum, not further worked than semi-manufactured	47	47	67	67
71129100	Waste and scrap of gold, including metal clad with gold but excluding sweepings containing other precious metals	0	21	0	4 785
71129200	Waste and scrap of platinum, including metal clad with platinum but excluding sweepings containing other precious metals	0	12	0	462
71131110	Part of silver jewellery, whether or not plated or clad with precious metal	437	1 297	131 048	475 949
71131190	Articles of silver jewellery other than its parts, whether or not plated or clad with precious metal	1 855	3 441	163 801	653 959
71131910	Part of other precious metal jewellery (other than of silver), whether or not plated or clad with precious metal	3 239	19 053	488 614	1 284 943
71131990	Articles of other precious metal jewellery (other than its parts), other than of silver, whether or not plated or clad with precious metal	1 403	45 684	1 808 048	6 572 999
71132010	Part of base metal jewellery, clad with precious metal	0	5	0	286
71132090	Articles of base metal jewellery, other than its parts, clad with precious metal	3 476	15 505	54 908	207 962
71141100	Articles of silversmiths' wares and parts there of, whether or not plated or clad with other precious metal	12	99	421	5 102
71141900	Articles of goldsmiths' wares and parts there of, whether or not plated or clad with other precious metal	1	98	956	1 090
71142000	Articles of base metal wares and parts there of, clad with precious metal	106	236	76 170	287 205
71151000	Catalysts in the form of wire cloth or grill, of platinum	23 296	992 348	294 525	8 504 336
71159010	Other articles of gold or silver	37	1 134	23 245	562 024
71159020	Other articles of metal clad with gold or silver	1	101	36	54 756
71159090	Other articles of precious metal or of metal clad with precious metal; other than catalysts in the form of wire cloth/grill, of platinum; other than of gold/silver, or of metal clad with gold/ silver	261	1 364	52 123	488 889
71161000	Articles of natural or cultured pearl	0	6	0	2 511
71162000	Articles of precious or semi-precious stones (natural, synthetic or reconstructed)	1 161	7 174	83 437	298 555
71171110	Imitation jewellery of base metal, whether or not plated with precious metal; parts of cuff-links and studs	180	2 462	525	8 026
71171190	Imitation jewellery of base metal, whether or not plated with precious metal; cuff-links and studs; other than its parts	4 018	11 986	56 482	157 219

https://www.bps.go.id

I.3. IMPOR MENURUT KOMODITI / IMPORT BY HS COMMODITY
*** APRIL/*APRIL 2022* ***

H S	Uraian Komoditi/*Commodity Description*	Berat bersih/*Net weight* (Kg)		Nilai/*Value CIF* (US$)	
		Bulan ini *Current month*	Kumulatif *Cum. Jan. to date*	Bulan ini *Current month*	Kumulatif *Cum. Jan. to date*
71171910	Imitation jewellery of base metal, whether or not plated with precious metal; other than cuff-links and studs; bangles	2 063	9 706	81 866	603 975
71171920	Imitation jewellery of base metal, whether or not plated with precious metal; other than cuff-links and studs; other than bangles	352 207	1 077 623	939 725	3 035 697
71171990	Part of imitation jewellery of base metal, whetheror not plated with precious metal; other than parts of cuff-links and studs	11 976	67 889	244 693	1 002 226
71179010	Imitation jewellery; other than of base metal; bangles	385	1 679	557	27 388
71179020	Imitation jewellery; other than of base metal; other than bangles	33 085	93 413	691 687	2 386 565
71179094	Parts of imitation jewelry;wholly of plastics,glass,wood,worked tortoise shell,ivory,bone,horn,coral,mother-of-pearl,oth animal carving material,worked vegetable/mineral carving material/of porcelain	199	484	1 113	1 599
71179099	Part of imitation jewellery, other than of base metal; other than those of HS 71179094	10 393	33 654	78 600	344 528
71181010	Silver coin, not being legal tender	0	6	0	251
71181090	Coin (other than gold coin), not being legal tender; other than silver coin	1 657	6 806	2 760	22 004
71189010	Gold coin, whether or not legal tender	0	32	0	103
71189090	Coin, whether or not legal tender; other than gold coin or silver coin	70	969	339	5 403
72011000	Pig iron and spiegeleisen in pig, block or oth primary form, nonalloy pig iron weight not exceeding than 0.5% phosphorus	2 115 590	9 499 941	1 483 643	6 682 266
72015000	Alloy pig iron; spiegeleisen	0	19 952	0	17 523
72021100	Ferro-manganese containing by weight more than 2 % carbon	2 268 000	9 349 400	3 293 772	15 632 583
72021900	Ferro-manganese containing by weight not more than 2 % carbon	1 125 026	2 772 215	3 697 124	8 926 687
72022100	Ferro- silicon containing by weight more than 55 % silicon	6 764 757	45 235 069	14 287 826	104 692 729
72022900	Ferro-silicon containing by weight not more than 55% silicon	66 000	654 450	182 325	1 943 274
72023000	Ferro-silico-manganese	14 969 743	42 027 703	29 967 038	85 762 515
72024100	Ferro-chromium containing by weight more than 4% carbon	173 939 684	668 229 329	245 063 170	1 005 234 535
72024900	Ferro-chromium containing by weight not more than 4% carbon	70 000	386 654	263 155	1 626 964
72025000	Ferro-silico-chromium	2 425	17 425	378	52 128
72026000	Ferro-nickel	0	217 590	0	1 192 050
72027000	Ferro-molybdenum	786 221	3 451 388	22 476 353	91 616 614
72029100	Ferro-titanium and ferro-silico-titanium	45 000	110 600	189 958	511 121
72029200	Ferro-vanadium	0	42 000	0	1 104 463
72029300	Ferro-niobium	31 000	111 100	889 179	3 003 973
72029900	Ferro-alloys; n.e.c. in heading 7202	869 800	1 999 249	1 764 803	5 022 387
72031000	Ferrous products obtained by direct reduction of iron ore, in lumps, pellets or similar forms; iron having a minimum purity by weight of 99.94 %, in lumps, pellets or similar forms	58	116 262 546	320	62 923 802
72039000	Ferrous products obtained by other spongy ferrous products, in lumps, pellets or similar forms; iron having a minimum purity by weight of 99.94 %, in lumps, pellets or similar forms	2 500	3 250	12 130	17 064
72041000	Waste and scrap of cast iron	72 960	1 593 155	58 368	1 185 637
72042100	Waste and scrap of alloy steel; of stainless steel	0	21 975	0	62 150
72042900	Waste and scrap, of alloy steel; other than of stainless steel	1 111 570	7 492 421	650 717	4 006 426
72043000	Waste and scrap of tinned iron or steel	1 192 350	5 029 735	617 120	2 557 678
72044100	Waste and scrap of iron or steel; turning, shaving, chip, milling waste, sawdust, filing, trimming and stamping, whether or not in bundle	40 000	516 920	32 398	246 183
72044900	Waste and scrap of iron or steel; other than turning, shaving, chip, milling waste, sawdust, filing, trimming and stamping, whether or not in bundle	89 622 018	404 970 481	49 746 771	218 418 826
72051000	Granules, of pig iron, spiegeleisen, iron or steel	645 257	4 416 186	667 176	4 512 423
72052100	Powders of alloy steel	244 061	845 897	704 980	3 369 315
72052900	Powders, of pig iron, spiegeleisen, iron or steel; other than of alloy steel	913 947	4 081 646	1 429 773	6 599 660
72061090	Iron and non-alloy steel in ingots or other primary forms other than iron heading of 7203, containing by weight not more than 06% of carbon	427 610	1 101 032	1 326 417	2 640 278
72069000	Iron and non-alloy steel in primary forms other than iron heading of 7203, other than ingot	66 994	116 263	113 573	188 232

https://www.bps.go.id

I.3. IMPOR MENURUT KOMODITI / IMPORT BY HS COMMODITY
*** APRIL/*APRIL 2022* ***

H S	Uraian Komoditi/*Commodity Description*	Berat bersih/*Net weight* (Kg)		Nilai/*Value CIF* (US$)	
		Bulan ini *Current month*	Kumulatif *Cum. Jan. to date*	Bulan ini *Current month*	Kumulatif *Cum. Jan. to date*
72071100	Semi-finished products of iron or non-alloy steel; containing by weight < 0.25 % of carbon; of rectangular (including square) cross-section, the width measuring less than twice the thickness	53 858 317	215 369 346	40 155 855	148 639 280
72071210	Semi-finished products of iron or non-alloy steel slabs; containing by weight < 0.25% of carbon; of rectangular (other than square) cross-section, the width measuring less than twice the thickness	208 721 775	674 820 544	142 882 625	483 315 181
72071290	Semi-finished products of iron/non-alloy steel oth than slabs; containing by weight < 0.25% of carbon;of rectangular (other than square) cross-section,the width measuring less than twice the thickness	257 664	839 141	424 467	1 503 278
72071900	Semi-finished products of iron or non-alloy steel; containing by weight < 0.25 % of carbon; other than of rectangular cross-section, the width measuring less than twice the thickness	56 002 225	234 846 616	35 890 639	152 971 253
72072021	Blocks roughly shaped by forging; sheet bars, not slabs; containing by weight ≥ 0.25 % but < 0.6 % of carbon	4 993	31 510	6 232	35 010
72072029	Other than blocks roughly shaped by forging; sheet bars, not slabs; containing by weight ≥ 0.25 % but < 0.6 % of carbon	18 214 955	71 233 874	12 513 413	46 714 884
72072091	Semi-finished products of iron or non-alloy steel slabs; containing by weight ≥ 0.6 % of carbon	2	33 913	111	32 674
72072092	Blocks roughly shaped by forging; sheet bars, not slabs; containing by weight ≥ 0.6 % of carbon	134 182	477 512	337 451	1 524 076
72072099	Other than blocks roughly shaped by forging; sheet bars, not slabs; containing by weight ≥ 0.6 % of carbon	10 495	42 195 594	58 002	25 895 854
72081000	Flat-rolled products of iron or non-alloy steel in coils, of a width ≥ 600 mm; not further worked than hot-rolled, with patterns in relief, not clad, plated or coated	0	50 660	0	37 674
72082500	Flat-rolled products of iron or non-alloy steel in coils, of a width ≥ 600 mm; of a thickness ≥ 4.75 mm; not further worked than hot-rolled, pickled, not clad, plated or coated	1 206 358	10 178 456	1 255 361	10 750 825
72082600	Flat-rolled products of iron or non-alloy steel in coils, of a width ≥ 600 mm; of a thickness ≥ 3 mm but < 4.75 mm; not further worked than hot-rolled, pickled, not clad, plated or coated	7 120 105	42 136 351	8 316 044	43 863 201
72082711	Flat-rolled products of iron or non-alloy steel in coils, of a width ≥ 600mm; of a thickness < 2mm; containing carbon ≥ 0.6%; not further worked than hot-rolled, pickled, not clad, plated or coated	0	213 690	0	240 487
72082719	Flat-rolled products of iron or non-alloy steel in coils, of a width ≥ 600mm; of a thickness < 2mm; containing carbon < 0.6%; not further worked than hot-rolled, pickled, not clad, plated or coated	2 737 885	20 536 927	3 044 053	21 429 110
72082791	Flat-rolled products of iron/non-alloy steel in coils, of a width ≥ 600mm; of a thickness ≥ 2mm but < 3mm; containing carbon ≥ 0.6%; not further worked than hot-rolled,pickled,not clad,plated/coated	0	33 450	0	43 612
72082799	Flat-rolled products of iron/non-alloy steel in coils, of a width ≥ 600mm; of a thickness ≥ 2mm but < 3mm; containing carbon < 0.6%; not further worked than hot-rolled,pickled,not clad,plated/coated	11 688 590	57 330 940	13 088 574	59 668 549
72083600	Flat-rolled products of iron or non-alloy steel in coils, of a width ≥ 600 mm; of a thickness > 10 mm; not further worked than hot-rolled, not clad, plated or coated	3 214 786	4 713 598	2 891 008	4 479 093
72083700	Flat-rolled products of iron or non-alloy steel in coils, of a width ≥ 600 mm; of a thickness ≥ 4.75 mm but ≤ 10 mm; not further worked than hot-rolled, not clad, plated or coated	5 548 193	20 931 892	5 529 379	20 504 228
72083800	Flat-rolled products of iron or non-alloy steel in coils, of a width ≥ 600 mm; of a thickness ≥ 3 mm but < 4.75 mm; not further worked than hot-rolled, not clad, plated or coated	1 061 025	13 372 783	985 733	12 027 759
72083920	Flat-rolled products of iron/non-alloy steel in coils, of a width ≥ 600 mm; of a thickness > 0.17mm but ≤ 1,5mm; containing carbon < 0.6%; not further worked than hot-rolled, not clad,plated/coated	1 226 890	1 226 890	936 554	936 554
72083990	Flat-rolled products of iron or non-alloy steel in coils, of a width ≥ 600mm; of a thickness > 1,5mm but < 3mm; containing carbon ≥ 0.6%; not further worked than hot-rolled, not clad, plated/coated	26 412 460	158 246 916	22 439 478	144 301 250

https://www.bps.go.id

I.3. IMPOR MENURUT KOMODITI / IMPORT BY HS COMMODITY
*** APRIL/*APRIL 2022* ***

H S	Uraian Komoditi/*Commodity Description*	Berat bersih/*Net weight* (Kg)		Nilai/*Value CIF* (US$)	
		Bulan ini *Current month*	Kumulatif *Cum. Jan. to date*	Bulan ini *Current month*	Kumulatif *Cum. Jan. to date*
72084000	Flat-rolled products of iron or non-alloy steel in coils, of a width ≥ 600 mm; not in coils, not further worked than hot-rolled, with patterns in relief, plated or coated	3 819 276	11 368 586	4 199 982	12 225 488
72085100	Flat-rolled products of iron or non-alloy steel not in coils, of a width ≥ 600 mm; of a thickness > 10 mm; not further worked than hot-rolled, not clad, plated or coated	10 821 657	45 319 549	11 878 664	48 488 905
72085200	Flat-rolled products of iron or non-alloy steel not in coils, of a width ≥ 600 mm; of a thickness ≥ 4.75 mm but <= 10 mm; not further worked than hot-rolled, not clad, plated or coated	8 901 523	26 778 187	8 037 824	26 384 523
72085300	Flat-rolled products of iron or non-alloy steel not in coils, of a width ≥ 600 mm; of a thickness ≥ 3 mm but < 4.75 mm; not further worked than hot-rolled, not clad, plated or coated	184 847	499 976	224 198	605 064
72085410	Flat-rolled products of iron or non-alloy steel not in coils, of a width ≥ 600 mm; of a thickness ≤ 0.17 mm; containing carbon < 0.6%; not further worked than hot-rolled, not clad, plated or coated	0	317	0	3 095
72085490	Flat-rolled products of iron/non-alloy steel not in coils, of a width ≥ 600mm; of a thickness > 0.17mm but < 3mm; containing carbon < 0.6%; not further worked than hot-rolled,not clad,plated/coated	79 632	122 283	83 773	126 032
72089090	Flat-rolled products of iron/non-alloy steel,other than coil and not coils, of a width ≥ 600 mm; other than with of a thickness ≤ 0.17mm and containing carbon <0.6%; hot-rolled,not clad,plated/coated	2 273 978	7 508 764	3 340 512	9 011 666
72091500	Flat-rolled products of iron or non-alloy steel in coil; of a width ≥ 600 mm; of a thickness ≥ 3 mm; not further worked than cold-rolled, not clad, plated or coated	64 930	449 620	87 063	563 157
72091610	Flat-rolled products of iron or non-alloy steel in coil; of a width ≥ 600 mm but ≤ 1,250 mm; of a thickness > 1 mm but < 3 mm; not further worked than cold-rolled, not clad, plated or coated	2 304 499	17 600 347	2 233 934	17 129 137
72091690	Flat-rolled products of iron or non-alloy steel in coil; of a width > 1,250 mm; of a thickness > 1 mm but < 3 mm; not further worked than cold-rolled, not clad, plated or coated	3 617 594	11 828 053	3 536 140	11 377 932
72091710	Flat-rolled products of iron or non-alloy steel in coil; of a width ≥ 600 mm but ≤ 1,250 mm; of a thickness ≥ 0.5 but ≤ 1 mm; not further worked than cold-rolled, not clad, plated or coated	7 096 195	34 814 701	7 767 459	35 011 111
72091790	Flat-rolled products of iron or non-alloy steel in coil; of a width > 1,250 mm; of a thickness ≥ 0.5 mm but ≤ 1 mm; not further worked than cold-rolled, not clad, plated or coated	17 122 828	55 762 479	16 094 671	50 707 950
72091810	Tin-mill blackplate in coil; of a width of 600 mm or more; of a thickness < 0.5 mm; not further worked than cold-rolled, not clad, plated or coated,	16 277 012	59 201 423	20 964 617	78 593 078
72091899	Flat-rolled products of iron/non-alloy steel in coil, oth than tin-mil blackpate;of a width≥600mm;carbon< 0.6%&of thickness>0.17mm but<0.5mm;not further worked than cold-rolled,not clad,plated/coated	8 034 596	41 391 967	7 960 453	43 361 156
72092500	Flat-rolled products of iron or non-alloy steel not in coil; of a width ≥ 600 mm; of a thickness ≥ 3 mm; not further worked than cold-rolled, not clad, plated or coated	0	30 687	0	31 272
72092610	Flat-rolled products of iron or non-alloy steel not in coil; of a width ≥ 600 mm but ≤ 1,250 mm; of a thickness > 1 mm but < 3 mm; not further worked than cold-rolled, not clad, plated or coated	0	25 044	0	25 841
72092690	Flat-rolled products of iron or non-alloy steel not in coil; of a width > 1,250; of a thickness > 1 mm but < 3 mm; not further worked than cold-rolled, not clad, plated or coated	0	836	0	2 779
72092790	Flat-rolled products of iron or non-alloy steel not in coil; of a width > 1,250 mm; of a thickness ≥ 0.5 mm but ≤ 1 mm; not further worked than cold-rolled, not clad, plated or coated	377	656	2 334	3 549
72099090	Flat-rolled products of iron or non-alloy steel other than corrugated, of a width of width ≥ 600 mm, cold-rolled (cold-reduced), not clad, plated or coated	46 939	198 391	70 616	324 821

https://www.bps.go.id

I.3. IMPOR MENURUT KOMODITI / IMPORT BY HS COMMODITY
***** APRIL/*APRIL 2022* *****

H S	Uraian Komoditi/*Commodity Description*	Berat bersih/*Net weight* (Kg)		Nilai/*Value CIF* (US$)	
		Bulan ini *Current month*	Kumulatif *Cum. Jan. to date*	Bulan ini *Current month*	Kumulatif *Cum. Jan. to date*
72101110	Flat-rolled products of iron or non-alloy steel, of a width ≥ 600 mm, clad, plated or coated with tin; of a thickness ≥ 0.5 mm; containing by weight ≥ 0.6 % of carbon	35 780	119 213	67 624	235 084
72101190	Flat-rolled products of iron or non-alloy steel, of a width ≥ 600 mm, clad, plated or coated with tin; of a thickness ≥ 0.5 mm; containing by weight < 0.6 % of carbon	110	533 971	9 654	530 157
72101210	Flat-rolled products of iron or non-alloy steel, of a width ≥ 600 mm, clad, plated or coated with tin; of a thickness < 0.5 mm; containing by weight ≥ 0.6 % of carbon	4 803 051	12 173 105	8 947 759	23 130 661
72101290	Flat-rolled products of iron or non-alloy steel, of a width ≥ 600 mm, clad, plated or coated with tin; of a thickness < 0.5 mm; containing by weight < 0.6 % of carbon	7 029 078	29 682 488	11 950 899	49 447 699
72102010	Flat-rolled products of iron or non-alloy steel, of a width ≥ 600 mm, clad, plated or coated with lead, including terne-plate; containing by weight ≥ 0.6 % of carbon	97 862	329 364	201 136	727 995
72102090	Flat-rolled products of iron or non-alloy steel, of a width ≥ 600 mm, clad, plated or coated with lead, including terne-plate; containing by weight < 0.6 % of carbon	0	36 380	0	29 493
72103011	Flat-rolled products of iron or non-alloy steel, of a width ≥ 600 mm, clad, electrolytically plated or coated with zinc; containing by weight < 0.6 % of carbon; of a thickness ≤ 1.2 mm	3 656 959	22 245 984	4 750 354	28 854 852
72103012	Flat-rolled products of iron or non-alloy steel, of a width ≥ 600 mm, clad, electrolytically plated or coated with zinc; containing by weight < 0.6 % of carbon; of a thickness > 1.2 mm but ≤ 1.5 mm	0	389 800	0	583 858
72103019	Flat-rolled products of iron or non-alloy steel, of a width ≥ 600 mm, clad, electrolytically plated or coated with zinc; containing by weight < 0.6 % of carbon; of a thickness > 1.5 mm	95 290	1 125 267	121 338	1 468 393
72103099	Flat-rolled products of iron or non-alloy steel, of a width ≥ 600 mm, clad, electrolytically plated or coated with zinc; containing by weight ≥ 0.6 % of carbon; of a thickness > 1.2 mm	37 201	64 464	39 886	168 613
72104111	Flat-rolled products of iron or non-alloy steel, of a width ≥ 600 mm, clad, otherwise plated or coated with zinc; corrugated; containing by weight < 0.6 % of carbon; of a thickness ≤ 1.2 mm	44 000	802 591	54 720	952 667
72104119	Flat-rolled products of iron or non-alloy steel, of a width ≥ 600 mm, clad, otherwise plated or coated with zinc; corrugated; containing by weight < 0.6 % of carbon; of a thickness > 1.5 mm	13	13	785	785
72104191	Flat-rolled products of iron or non-alloy steel, of a width ≥ 600 mm, clad, otherwise plated or coated with zinc; corrugated; containing by weight ≥ 0.6 % of carbon; of a thickness ≤ 1.2 mm	0	19 353	0	80 161
72104911	Flat-rolled products of iron/non-alloy steel,of a width ≥ 600mm,clad,plated/coated w/ zinc by the iron-zinc alloyed coating method;oth than corrugated;by weight <0,04% of carbon&of a thickness ≤ 1.2mm	1 852 675	10 488 013	2 362 662	11 955 769
72104914	Flat-rolled products of iron/non-alloy steel, of a width ≥ 600mm, ,clad, plated/coated with zinc-aluminium-magnesium alloys; oth than corrugated; by weight < 0.6% of carbon & of a thickness ≤ 1.2mm	184 125	184 125	256 344	256 344
72104915	Flat-rolled products of iron/non-alloy steel,of a width ≥ 600mm,clad,plated/coated with zinc-aluminium-magnesium alloys;oth than corrugated;by weight <0.6% of carbon&of a thickness >1.2mm but ≤ 1.5mm	189 300	2 696 396	166 485	2 885 228
72104916	Flat-rolled products of iron/non-alloy steel, of a width ≥ 600 mm, clad,plated/coated with zinc-aluminium-magnesium alloys; oth than corrugated; by weight < 0.6 % of carbon & of a thickness > 1.5 mm	182 995	182 995	212 645	212 645
72104917	Flat-rolled products of iron/non-alloy steel, of a width ≥ 600 mm, clad, plated/coated with zinc; oth than corrugated; by weight < 0.6 % of carbon & of a thickness ≤ 1.2 mm	6 779 754	41 060 896	7 039 712	43 788 167
72104918	Flat-rolled products of iron/non-alloy steel, of a width ≥ 600 mm, ,clad, plated/coated with zinc; oth than corrugated; by weight < 0.6 % of carbon & of a thickness > 1.2 mm but ≤ 1.5 mm	53 580	53 580	60 200	60 200

https://www.bps.go.id

I.3. IMPOR MENURUT KOMODITI / IMPORT BY HS COMMODITY
*** APRIL/*APRIL 2022* ***

H S	Uraian Komoditi/*Commodity Description*	Berat bersih/*Net weight* (Kg)		Nilai/*Value CIF* (US$)	
		Bulan ini *Current month*	Kumulatif *Cum. Jan. to date*	Bulan ini *Current month*	Kumulatif *Cum. Jan. to date*
72104919	Flat-rolled products of iron/non-alloy steel, of a width ≥ 600 mm, clad, plated/coated with zinc; oth than corrugated; by weight < 0.6 % of carbon & of a thickness > 1.5 mm	430 471	5 792 481	516 924	6 340 743
72104999	Flat-rolled products of iron/non-alloy steel, of a width ≥ 600 mm, clad, plated/coated with zinc; oth than corrugated; by weight ≥ 0.6 % of carbon & of a thickness > 1.2 mm	19 624	301 843	65 054	466 158
72105000	Flat-rolled products of iron or non-alloy steel, of a width ≥ 600 mm, clad, plated or coated with chromium oxides or with chromium and chromium oxides	2 468 202	17 570 594	4 351 160	28 937 976
72106111	Flat-rolled products of iron or non-alloy steel, of a width ≥ 600 mm, clad, plated or coated with aluminium-zinc alloys; by weight < 0.6 % of carbon; of a thickness ≤ 1.2 mm	4 369 887	46 956 118	4 728 690	49 931 093
72106112	Flat-rolled products of iron or non-alloy steel, of a width ≥ 600 mm, clad, plated or coated with aluminium-zinc alloys; by weight < 0.6 % of carbon; of a thickness > 1.2 mm but ≤ 1.5 mm	244 840	291 950	277 006	339 898
72106119	Flat-rolled products of iron or non-alloy steel, of a width ≥ 600 mm, clad, plated or coated with aluminium-zinc alloys; by weight < 0.6 % of carbon; of a thickness > 1.5 mm	343 460	657 853	392 545	826 877
72106199	Flat-rolled products of iron or non-alloy steel, of a width ≥ 600 mm, clad, plated or coated with aluminium-zinc alloys; by weight ≥ 0.6 % of carbon; of a thickness > 1.2 mm & other than corrugated	20 965	164 534	21 983	143 058
72106911	Flat-rolled products of iron or non-alloy steel, of a width ≥ 600 mm, clad, other than plated or coated with aluminium-zinc alloys; by weight < 0.6 % of carbon; of a thickness ≤ 1.2 mm	67 990	364 077	88 596	514 164
72106919	Flat-rolled products of iron or non-alloy steel, of a width ≥ 600 mm, clad, other than plated or coated with aluminium-zinc alloys; by weight < 0.6 % of carbon; of a thickness > 1.2 mm	0	38 695	0	59 917
72107012	Flat-rolled products of iron or non-alloy steel, of a width ≥ 600 mm, clad, painted after coating with zinc; varnished or coated with plastics; by weight < 0.6 % of carbon & of a thickness ≤ 1.5 mm	3 318 351	60 775 208	4 598 352	74 450 860
72107013	Flat-rolled products of iron/non-alloy steel, of a width ≥ 600mm,clad,painted after coating with aluminium-zinc alloys; varnished/coated w/ plastics; by weight < 0.6% of carbon&of a thickness ≤ 1.5mm	7 780 625	7 780 625	9 030 529	9 030 529
72107019	Flat-rolled products of iron/non-alloy steel,of width≥ 600mm,clad,painted oth than after coating w/ zinc/aluminium-zinc alloys;varnished/coated w/ plastic;by weight<0.6% of carbon&of thickness≤ 1.5mm	584 682	3 029 815	1 192 756	5 545 975
72107021	Flat-rolled products of iron or non-alloy steel, of a width ≥ 600 mm, clad, painted, varnished or coated with plastics; by weight < 0.6 % of carbon	106 964	108 122	296 933	299 705
72107029	Flat-rolled products of iron or non-alloy steel, of a width ≥ 600 mm, clad, other than painted, varnished or coated with plastics; by weight < 0.6 % of carbon	113 993	7 128 850	332 596	13 459 046
72107099	Flat-rolled products of iron or non-alloy steel, of a width ≥ 600 mm, clad, other than painted, varnished or coated with plastics; by weight ≥ 0.6 % of carbon	1 821 413	1 821 413	3 440 827	3 440 827
72109010	Flat-rolled products of iron or non-alloy steel, of a width ≥ 600 mm; clad, plated or coated other than in HS 72101110 - 72107091; by weight < 0.6 % of carbon and of thickness ≤ 15 mm	125 664	2 399 377	204 501	3 321 206
72109090	Flat-rolled products of iron or non-alloy steel, of a width ≥ 600 mm; clad, plated or coated other than in HS 72101110 - 72107091; by weight < 0.6 % of carbon and of thickness > 15 mm	504 298	3 975 663	1 274 220	7 171 104
72111313	Flat-rolled products of iron/non-alloy steel,not clad, plated/coated;hot-rolled;rolled on four faces or in a closed box pass, width > 150mm, thick ≥ 4mm; weight < 0.6% carbon; hoop & strip	0	21	0	298

https://www.bps.go.id

I.3. IMPOR MENURUT KOMODITI / IMPORT BY HS COMMODITY
*** APRIL/*APRIL 2022* ***

H S	Uraian Komoditi/*Commodity Description*	Berat bersih/*Net weight* (Kg)		Nilai/*Value CIF* (US$)	
		Bulan ini *Current month*	Kumulatif *Cum. Jan. to date*	Bulan ini *Current month*	Kumulatif *Cum. Jan. to date*
72111314	Flat-rolled products of iron/non-alloy steel,not clad, plated/coated;hot-rolled;rolled on four faces or in a closed box pass, width > 150mm, thick ≥ 4mm; weight < 0.6% carbon; universal plates	1	1	32	32
72111319	Flat-rolled products of iron/non-alloy steel,not clad,plated;hot-rolled;rolled 4 faces/in a closed box pass,width>150mm,thick≥4mm;weight<0.6%carbon;oth than corrugated,hoop&strip,universal plates	0	33 790	0	94 343
72111393	Flat-rolled products of iron/non-alloy steel,not clad,plated/coated;hot-rolled;rolled 4 faces/in a closed box pass, width > 150mm, thick ≥ 4mm; weight ≥ 0.6% carbon; universal plates	24	24	990	990
72111399	Flat-rolled products of iron/non-alloy steel,not clad,plated/coated;hot-rolled;rolled 4 faces/in a closed box pass,width>150mm,thick≥ 4mm; weight ≥ 0.6% carbon;oth than hoop & strip,universal plates	1 598	3 190	2 880	6 123
72111415	Flat-rolled products of iron/non-alloy steel, not clad, plated or coated; hot-rolled;oth than rolled on four faces or in a closed box pass; thick ≥ 4.75mm; weight < 0.6% carbon; coils for re-rolling	70	70	645	645
72111416	Flat-rolled products of iron/non-alloy steel, not clad, plated or coated; hot-rolled;oth than rolled on four faces or in a closed box pass; thick ≥ 4.75mm; weight < 0.6% carbon; hoop and strip	38 300	205 142	57 921	323 381
72111419	Flat-rolled products of iron/non-alloy steel,not clad,plated;hot-rolled;oth than rolled on 4 faces;thick≥4.75mm;weight<0.6% carbon;oth than corrugated,coils for re-rolling,hoop&strip,universal plates	21 564	274 186	31 718	422 385
72111499	Flat-rolled products of iron/non-alloy steel,not clad,plated/coated;hot-rolled;oth than rolled on 4 faces/in a closed box pass; thick≥ 4.75mm; weight ≥ 0.6% carbon;oth than hoop&strip,universal plates	184	8 606	1 539	21 643
72111913	Flat-rolled products of iron/non-alloy steel,not clad, plated/coated,width<600mm;hot-rolled;oth than rolled on 4 faces/in a closed box pass;weight < 0.6% carbon; hoop and strip; universal plates	338 911	1 676 454	506 002	2 447 625
72111919	Flat-rolled products of iron/non-alloy steel,not clad, plated/coated,width<600mm;hot-rolled;oth than rolled on 4 faces;weight < 0.6% carbon;oth than hoop & strip,universal plates, corrugated	11 740	130 936	13 405	169 824
72111991	Flat-rolled products of iron/non-alloy steel,not clad, plated/coated,width<600mm;hot-rolled;oth than rolled on 4 faces/in a closed box pass;weight ≥ 0.6% carbon; hoop and strip; universal plates	0	5 587	0	10 056
72111999	Flat-rolled products of iron/non-alloy steel,not clad, plated/coated,width<600mm;hot-rolled;oth than rolled on 4 faces;weight ≥ 0.6% carbon;oth than hoop & strip,universal plates	209 849	410 077	257 148	505 979
72112320	Flat-rolled products of iron/non-alloy steel, not clad, plated or coated, width<600mm; cold-rolled; weight < 0.25% carbon; hoop and strip, of a width not exceeding 400 mm	73 951	597 507	105 997	898 768
72112330	Flat-rolled products of iron/non-alloy steel, not clad, plated or coated, width<600mm; cold-rolled; weight < 0.25% carbon; other than corrugated or hoop&strip; thick ≤ 0.17mm	0	1 148	0	1 915
72112390	Flat-rolled products of iron/non-alloy steel, not clad, plated/coated, width<600mm; cold-rolled; weight < 0.25% carbon; oth than corrugated; oth than hoop&strip width ≤400 mm; oth than thick ≤ 0.17mm	164 385	951 988	259 867	1 204 025
72112920	Flat-rolled products of iron/non-alloy steel, not clad, plated or coated, width<600mm; cold-rolled; weight ≥ 0.25% carbon; hoop and strip, of a width not exceeding 400 mm	334 664	1 017 948	761 934	2 447 626
72112930	Flat-rolled products of iron/non-alloy steel, not clad, plated or coated, width<600mm; cold-rolled; weight ≥ 0.25% carbon; other than corrugated, hoop&strip; thick ≤ 0.17mm	5 161	10 145	24 322	57 888

https://www.bps.go.id

I.3. IMPOR MENURUT KOMODITI / IMPORT BY HS COMMODITY
***** APRIL/*APRIL 2022* *****

H S	Uraian Komoditi/*Commodity Description*	Berat bersih/*Net weight* (Kg)		Nilai/*Value CIF* (US$)	
		Bulan ini *Current month*	Kumulatif *Cum. Jan. to date*	Bulan ini *Current month*	Kumulatif *Cum. Jan. to date*
72112990	Flat-rolled products of iron/non-alloy steel, not clad, plated/coated, width<600mm; cold-rolled; weight ≥ 0.25% carbon; oth than corrugated; oth than hoop&strip width ≤400 mm; oth than thick ≤ 0.17mm	10 823	52 746	36 603	139 992
72119019	Flat-rolled products of iron/non-alloy steel,not clad, plated/coated; further worked than hot-rolled or cold-rolled; weight < 0.6% carbon; oth than hoop and strip; oth than corrugated; thick>0.17mm	9 520	14 090	40 028	59 365
72119091	Flat-rolled products of iron/non-alloy steel,not clad, plated/coated; further worked than hot-rolled or cold-rolled; weight ≥ 0.6% carbon; of a thickness of ≤ 0.17 mm	0	5	0	68
72119099	Flat-rolled products of iron/non-alloy steel,not clad, plated/coated; further worked than hot-rolled or cold-rolled; weight ≥ 0.6% carbon; of a thickness of > 0.17 mm	97	210 474	3 562	476 053
72121014	Flat-rolled products of iron/non-alloy steel; plated/coated with tin; weight < 0.6 % of carbon; hoop & strip, of a width > 400 mm	41 548	41 548	108 940	108 940
72121019	Flat-rolled products of iron/non-alloy steel; plated/coated with tin; weight < 0.6 % of carbon; other than hoop & strip of a width ≤ 25 mm or of a width > 400 mm	51 845	223 732	116 316	541 354
72121094	Flat-rolled products of iron/non-alloy steel; plated/coated with tin; weight ≥ 0.6 % of carbon; hoop & strip, of a width ≤ 400 mm	27 755	72 730	64 392	161 852
72121099	Flat-rolled products of iron/non-alloy steel; plated/coated with tin; weight ≥ 0.6 % of carbon; other than hoop & strip, of a width ≤ 400 mm	3 431	14 780	50 340	134 405
72122010	Flat-rolled products of iron/non-alloy steel; electrolytically plated or coated with zinc; hoop and strip, of a width not exceeding 400 mm	6 901	42 403	12 936	75 919
72122020	Flat-rolled products of iron/non-alloy steel; electrolytically plated/coated with zinc; other than hoop&strip, of a width ≤ 400 mm; containing by weight < 0.6 % of carbon & of thick ≤ 15 mm	15 897	15 899	18 754	18 836
72122090	Flat-rolled products of iron/non-alloy steel; electrolytically plated/coated with zinc; other than hoop&strip, of a width ≤ 400 mm; other than containing by weight < 0.6 % of carbon & of thick ≤ 15 mm	80 290	470 235	195 456	1 238 843
72123012	Flat-rolled products of iron/non-alloy steel; otherwise plated or coated with zinc; weight < 0.6 % of carbon; hoop and strip, of a width > 25 mm and ≤ 400 mm	27 416	480 035	35 916	656 287
72123014	Flat-rolled products of iron/non-alloy steel;otherwise plated/coated with zinc;weight<0.6% of carbon;other than hoop&strip;coated with zinc by the iron-zinc alloy coating method,weight<0.04% of carbon	2 000	2 000	3 478	3 478
72123019	Flat-rolled products of iron/non-alloy steel;otherwise plated/coated with zinc; weight<0.6% of carbon;oth than hoop&strip;oth than of thick≤15 mm;oth than coated zinc/iron-zinc alloy coating method	0	1 773	0	5 379
72123090	Flat-rolled products of iron/non-alloy steel; otherwise plated or coated with zinc; weight ≥ 0.6 % of carbon	52 908	223 123	81 212	354 145
72124011	Flat-rolled products of iron/non-alloy steel; painted, varnished/ coated with plastics; weight < 0.6 % of carbon; hoop and strip, of a width ≤ 400 mm	206 557	460 028	340 513	699 095
72124012	Flat-rolled products of iron/non-alloy steel; painted, varnished/ coated with plastics; weight < 0.6 % of carbon; hoop and strip, of a width > 400 mm	18 674	353 991	34 613	581 039
72124019	Flat-rolled products of iron/non-alloy steel;painted,varnished/ coated with plastics;weight<0.6% of carbon;oth than hoop and strip;oth than painted after coating with zinc/with aluminium-zinc alloys	419 431	4 782 178	768 821	8 729 178
72124099	Flat-rolled products of iron/non-alloy steel; painted, varnished/ coated with plastics; weight ≥ 0.6 % of carbon; other than hoop and strip, of a width ≤ 400 mm	50 713	116 099	122 146	326 973

https://www.bps.go.id

I.3. IMPOR MENURUT KOMODITI / IMPORT BY HS COMMODITY
***** APRIL/*APRIL 2022* *****

H S	Uraian Komoditi/*Commodity Description*	Berat bersih/*Net weight* (Kg)		Nilai/*Value CIF* (US$)	
		Bulan ini *Current month*	Kumulatif *Cum. Jan. to date*	Bulan ini *Current month*	Kumulatif *Cum. Jan. to date*
72125014	Flat-rolled products of iron/non-alloy steel; plated/coated with chromium oxides/with chromium&chromium oxides; hoop and strip, of a width > 25 mm; universal plates	2 260	115 646	7 221	207 033
72125019	Flat-rolled products of iron/non-alloy steel; plated/coated with chromium oxides/with chromium&chromium oxides; other than hoop and strip, of a width > 25 mm; universal plates	10 524	253 972	33 708	554 225
72125024	Flat-rolled products of iron/non-alloy steel; plated/coated with aluminium-zinc alloys; hoop and strip, of a width > 25 mm; universal plates	3 493 474	20 863 104	3 837 848	23 422 173
72125029	Flat-rolled products of iron/non-alloy steel; plated/coated with aluminium-zinc alloys; other than hoop and strip; other than universal plate	0	6 557	0	15 802
72125094	Flat-rolled products of iron/non-alloy steel; other than plated/coated with chromium oxides/with chromium&chromium oxides/with aluminium-zinc alloys; hoop and strip, of a width>25mm; universal plates	257 724	621 426	563 248	1 907 956
72125099	Flat-rolled products of iron/non-alloy steel; other than plated/coated with chromium oxides/with chromium&chromium oxides/with aluminium-zinc alloys;other than hoop & strip;other than universal plate	0	33 425	0	895 919
72126011	Flat-rolled products of iron/non-alloy steel; clad; weight < 0.6 % of carbon; hoop andstrip	16	109	342	2 424
72126019	Flat-rolled products of iron/non-alloy steel; clad; weight < 0.6 % of carbon; other than hoop andstrip; other than of a thickness of ≤ 15 mm	10 000	10 000	55 744	55 744
72126091	Flat-rolled products of iron/non-alloy steel; clad; weight ≥ 0.6 % of carbon; hoop andstrip	55 704	196 332	176 473	690 169
72126099	Flat-rolled products of iron/non-alloy steel; clad; weight ≥ 0.6 % of carbon; other than hoop andstrip	52 696	107 897	201 525	365 454
72131010	Bars & rods, hot-rolled, in irregularly wound coils, of iron or non-alloy steel; containing indentations, ribs, grooves or other deformations; of circular cross-section measuring ≤ 50 mm in diameter	26	485	220	788
72131090	Bars & rods, hot-rolled, in irregularly wound coils, of iron or non-alloy steel; containing indentations, ribs, grooves or other deformations; of circular cross-section measuring > 50 mm in diameter	546	117 286	1 430	90 977
72132000	Bars & rods, hot-rolled, in irregularly wound coils, of iron or non-alloy steel; other than containing indentations, ribs, grooves or other deformations; of free-cutting steel	224 755	756 823	204 452	989 377
72139110	Bars&rods,hot-rolled,irregularly wound coils;oth than contain indentations,ribs,grooves;oth than of free-cutting steel;circular cross-section<14mm diameter;for producing soldering sticks	181 659	287 910	202 301	315 458
72139130	Bars&rods,hot-rolled,irregularly wound coils;oth than indentations,ribs,grooves;oth than free-cutting steel;circular cross-section<14mm diameter;weight≥0.6% carbon,≤0.03% phosphorus&≤0.035%sulphur	9 623 450	9 623 450	9 325 452	9 325 452
72139190	Bars&rods,hot-rolled,irregularly wound coils;oth than contain indentations,ribs,grooves;oth than of free-cutting steel;circular cross-section<14mm diameter; other than those of HS 72139110 - 72139130	7 176 347	67 481 364	7 021 116	66 419 901
72139910	Bars&rods,hot-rolled,irregularly wound coils;oth than contain indentations,ribs,grooves;oth than of free-cutting steel;circular cross-section≥14mm diameter;for producing soldering sticks	0	12 794	0	42 744
72139990	Bars&rods,hot-rolled,irregularly wound coils;oth than indentations;oth than free-cutting steel;circular cross-section≥14mm diameter;oth than for produce soldering sticks;oth than for concrete rebars	2 431 821	11 356 031	2 634 398	12 495 317
72141011	Other bars&rods of iron/non-alloy steel,not further worked than forged,hot-rolled,hot-drawn,but including those twisted after rolling;forged;weight < 0.6% carbon;of circular cross-section	295 641	1 030 863	283 151	1 241 712

https://www.bps.go.id

I.3. IMPOR MENURUT KOMODITI / IMPORT BY HS COMMODITY
***** APRIL/*APRIL 2022* *****

H S	Uraian Komoditi/*Commodity Description*	Berat bersih/*Net weight* (Kg)		Nilai/*Value CIF* (US$)	
		Bulan ini *Current month*	Kumulatif *Cum. Jan. to date*	Bulan ini *Current month*	Kumulatif *Cum. Jan. to date*
72141019	Other bars&rods of iron/non-alloy steel,not further worked than forged,hot-rolled,hot-drawn,but including those twisted after rolling;forged;weight < 0.6% carbon;oth than of circular cross-section	2 419 519	2 587 378	3 505 151	3 962 272
72141021	Other bars&rods of iron/non-alloy steel,not further worked than forged,hot-rolled,hot-drawn,but including those twisted after rolling;forged;weight ≥ 0.6% carbon;of circular cross-section	4	2 026	15	7 200
72141029	Other bars&rods of iron/non-alloy steel,not further worked than forged,hot-rolled,hot-drawn,but including those twisted after rolling;forged;weight ≥ 0.6% carbon;oth than of circular cross-section	5 921	51 960	7 149	76 122
72142031	Other bars&rods of iron,not further worked than forged,hot-rolled;containing indentations,ribs;weight<0.6%carbon;of circular cross-section;for concrete rebars	700 774	3 259 310	596 083	2 454 561
72142039	Other bars&rods of iron,not further worked than forged,hot-rolled;containing indentations,ribs;weight<0.6%carbon;of circular cross-section;oth than used for concrete rebars	4	5	112	115
72142059	Other bars&rods of iron,not further worked than forged,hot-rolled;containing indentations,ribs;weight≥0.6%carbon;of circular cross-section;oth than for concrete rebars	199 438	2 110 336	131 796	1 454 820
72142069	Other bars&rods of iron,not further worked than forged,hot-rolled;containing indentations,ribs;weight≥0.6%carbon;oth than of circular cross-section;oth than for concrete rebars	0	227 765	0	210 636
72143010	Other bars&rods of iron,not further worked than forged,hot-rolled; oth than containing indentations,ribs; of free-cutting steel; of circular cross-section	49 231	230 417	66 239	287 286
72143090	Other bars&rods of iron,not further worked than forged,hot-rolled; oth than containing indentations,ribs; of free-cutting steel; oth than of circular cross-section	0	25 134	0	46 877
72149111	Other bars&rods of iron,not further worked than forged,hot-rolled; of rectangular/other than square cross-section; weight < 0.6% carbon; weight ≥ 0.38 % carbon and < 1.15 % of manganese	153 395	670 648	307 540	1 271 873
72149112	Other bars&rods of iron,not further worked than forged,hot-rolled;of rectangular/oth than square cross-section;weight<0.6% carbon;weight≥ 0.17% but ≤0.46% of carbon and ≥ 1.2% but < 1.65% of manganese	0	30 382	0	39 415
72149119	Other bars&rods of iron,not further worked than forged,hot-rolled;of rectangular/oth than square cross-section;weight<0.6% carbon; other than those of HS 72149111 - 72149112	48 959	503 084	75 064	607 992
72149120	Other bars&rods of iron,not further worked than forged,hot-rolled; of rectangular/other than square cross-section; weight ≥ 0.6% carbon	7 017	25 604	27 874	93 325
72149919	Other bars&rods of iron,not further worked than forged,hot-rolled;oth than of rectangular;weight≥0.6% carbon,oth than of circular cross-section;oth than weight < 1.15% of manganese	5 874	123 758	7 155	140 594
72149991	Other bars&rods of iron,not further worked than forged,hot-rolled;oth than of rectangular/oth than square cross-section;weight< 0.6% carbon;weight <0.38% carbon, ≤0.05% phosphorus & ≤ 0.05% sulphur	802 638	3 688 274	882 396	4 101 716
72149992	Other bars&rods of iron,not further worked than forged,hot-rolled;oth than of rectangular/oth than square cross-section;weight< 0.6% carbon;weight ≥ 0.38 % carbon & < 1.15 % manganese	4 055 277	19 588 645	4 655 620	22 967 906
72149993	Other bars&rods of iron,not further worked than forged,hot-rolled;oth than of rectangular/oth than square cross-section;weight<0.6% carbon;weight ≥0.17% but < 0.46% carbon & ≥1.2% but <1.65% manganese	618 571	1 857 618	784 573	2 224 818
72149999	Other bars&rods of iron,not further worked than forged,hot-rolled;oth than of rectangular/oth than square cross-section;weight<0.6% carbon; other than those of HS 72149991 - 72149993	705 507	1 492 074	779 094	1 720 474

https://www.bps.go.id

I.3. IMPOR MENURUT KOMODITI / IMPORT BY HS COMMODITY
***** APRIL/*APRIL 2022* *****

H S	Uraian Komoditi/*Commodity Description*	Berat bersih/*Net weight* (Kg)		Nilai/*Value CIF* (US$)	
		Bulan ini *Current month*	Kumulatif *Cum. Jan. to date*	Bulan ini *Current month*	Kumulatif *Cum. Jan. to date*
72151010	Other bar & rod iron/non-alloy steel; of free-cutting steel, not furtherwork than cold finished; of circular cross-section	103 390	400 822	190 653	767 090
72151090	Other bar & rod iron/non-alloy steel; of free-cutting steel,not furtherwork than cold finished; oth than of circular cross-section	78 052	258 638	182 068	621 713
72155010	Other bar & rod iron/non-alloy steel; other than of free-cutting steel,not furtherwork than cold finished; weight ≥ 0.6%carbon, other than of circular cross-section	19 015	19 015	33 955	33 955
72155099	Other bar & rod iron/non-alloy steel; other than of free-cutting steel,not furtherwork than cold finished; weight < 0.6%carbon; other than of a kind used for concrete reinforcement (rebars)	467 172	2 204 064	757 513	3 524 344
72159091	Other bar & rod iron/non-alloy steel; other than of free-cutting steel; other than of a kind used for concrete reinforcement (rebars); of circular cross-section	46 703	46 703	93 100	93 100
72159099	Other bar & rod iron/non-alloy steel; other than of free-cutting steel; other than of a kind used for concrete reinforcement (rebars); other than of circular cross-section	16 687	288 324	29 903	565 067
72161000	Angles, shapes & sections of iron/non-alloy steel; U, I or H sections, not further worked than hot-rolled, hot-drawn/extruded, of a height < 80 mm	577 390	983 025	661 606	1 215 367
72162110	Angles, shapes & sections of iron/non-alloy steel; L sections, not further worked than hot-rolled, hot-drawn/extruded, of a height < 80 mm; weight < 0.6 % of carbon	0	14 126	0	51 573
72162190	Angles, shapes & sections of iron/non-alloy steel; L sections, not further worked than hot-rolled, hot-drawn/extruded, of a height < 80 mm; weight ≥ 0.6 % of carbon	23 547	2 149 120	46 305	1 934 906
72163110	Angles, shapes & sections of iron/non-alloy steel; U sections, not further worked than hot-rolled, hot-drawn/extruded, of a height ≥ 80 mm; weight ≥ 0.6 % of carbon	0	38 469	0	142 142
72163190	Angles, shapes & sections of iron/non-alloy steel; U sections, not further worked than hot-rolled, hot-drawn/extruded, of a height ≥ 80 mm; weight < 0.6 % of carbon	1 564 323	3 972 318	1 195 033	2 758 065
72163210	Angles, shapes & sections of iron/non-alloy steel; I sections, not further worked than hot-rolled, hot-drawn/extruded, of a height ≥ 80 mm; of a thickness of 5 mm or less	0	10 912	0	12 644
72163290	Angles, shapes & sections of iron/non-alloy steel; I sections, not further worked than hot-rolled, hot-drawn/extruded, of a height ≥ 80 mm; of a thickness of more than 5 mm	2 186 479	5 014 368	2 040 384	4 808 850
72163311	Angles, shapes & sections of iron/non-alloy steel;H sections, not further worked than hot-rolled, hot-drawn/extruded, of a height ≥ 80 mm;weight < 0.6% of carbon;thickness of flange ≥ thickness of web	2 999 836	11 687 471	2 838 478	11 135 615
72163319	Angles, shapes & sections of iron/non-alloy steel;H sections, not further worked than hot-rolled, hot-drawn/extruded, of a height ≥ 80 mm;weight < 0.6% of carbon;thickness of flange < thickness of web	356 427	407 839	320 988	411 224
72163390	Angles, shapes & sections of iron/non-alloy steel;H sections, not further worked than hot-rolled, hot-drawn/extruded, of a height ≥ 80 mm;weight ≥ 0.6% of carbon	5 824 944	16 552 984	5 519 357	15 844 101
72164010	Angles, shapes & sections of iron/non-alloy steel; L or T sections, not further worked than hot-rolled, hot-drawn/extruded, of a height ≥ 80 mm;weight ≥ 0.6% of carbon	0	21 959	0	26 267
72164090	Angles, shapes & sections of iron/non-alloy steel; L or T sections, not further worked than hot-rolled, hot-drawn/extruded, of a height ≥ 80 mm;weight < 0.6% of carbon	1 355 228	3 234 188	1 246 829	3 101 512
72165011	Angles, shapes & sections of iron/non-alloy steel; other angles, shapes and sections, not further worked than hot-rolled, hot-drawn/extruded, of a height < 80 mm; weight ≥ 0.6% of carbon	11	11	334	334
72165019	Angles, shapes & sections of iron/non-alloy steel; other angles, shapes and sections, not further worked than hot-rolled, hot-drawn/extruded, of a height < 80 mm; weight < 0.6% of carbon	101 516	731 401	128 777	928 235

https://www.bps.go.id

I.3. IMPOR MENURUT KOMODITI / IMPORT BY HS COMMODITY
*** APRIL/*APRIL 2022* ***

H S	Uraian Komoditi/*Commodity Description*	Berat bersih/*Net weight* (Kg)		Nilai/*Value CIF* (US$)	
		Bulan ini *Current month*	Kumulatif *Cum. Jan. to date*	Bulan ini *Current month*	Kumulatif *Cum. Jan. to date*
72165091	Angles, shapes & sections of iron/non-alloy steel; other angles, shapes and sections, not further worked than hot-rolled, hot-drawn/extruded, of a height ≥ 80 mm; weight ≥ 0.6% of carbon	2 889	40 734	3 653	44 027
72165099	Angles, shapes & sections of iron/non-alloy steel; other angles, shapes and sections, not further worked than hot-rolled, hot-drawn/extruded, of a height ≥ 80 mm; weight < 0.6% of carbon	5 291 089	26 077 309	4 705 724	24 790 873
72166100	Angles, shapes & sections of iron/non-alloy steel; not further worked than cold- formed or cold-finished; obtained from flat-rolled products	138 243	613 353	170 929	729 843
72166900	Angles, shapes & sections of iron/non-alloy steel; not further worked than cold- formed or cold-finished; other than obtained from flat-rolled products	65 141	534 885	112 130	1 001 197
72169110	Angles of iron/non-alloy steel, other than slotted angles, weight ≥ 0.6% of carbon; cold-formed or cold-finished from flat-rolled products	8 832	8 832	12 612	12 612
72169190	Angles of iron/non-alloy steel, other than slotted angles, weight < 0.6% of carbon; cold-formed or cold-finished from flat-rolled products	1 226	638 502	14 734	827 644
72169900	Angles, shapes & sections of iron/non-alloy steel; other than cold-formed or cold-finished from flat-rolled products	414 358	2 946 601	443 510	5 298 716
72171010	Wire of iron or non-alloy steel; not plated or coated, whether or not polished; containing by weight < 0.25 % of carbon	386 309	2 300 591	528 714	3 053 392
72171022	Reed wire; wire of a kind used for making strands for prestressing concrete; free-cutting steel wire; not plated or coated, whether or not polished; weight ≥ 0.25 % but < 0.6 % of carbon	77 885	291 400	144 584	520 405
72171029	Other than reed wire; wire of a kind used for making strands for prestressing concrete; free-cutting steel wire; not plated or coated, whether or not polished; weight ≥ 0.25 % but < 0.6 % of carbon	309 316	1 530 659	429 705	2 227 157
72171032	Spokes wire; reed wire; free-cutting steel wire; not plated or coated, whether or not polished; weight ≥ 0.6% of carbon	135	381	1 101	2 668
72171033	Wire of a kind used for making strands for prestressing concrete; not plated or coated, whether or not polished; weight ≥ 0.6% of carbon	52 690	88 509	53 743	92 427
72171039	Wire of iron/non-alloy steel;not plated/coated,whether/not polished;weight≥0.6% of carbon;oth than spokes wire,reed wire,free-cutting steel wire;oth than for making strands for prestressing concrete	254 740	700 955	416 166	1 234 688
72172010	Wire iron/non-alloy steel; plated/coated with zinc; weight < 0.25 % carbon	1 456 082	5 377 007	1 562 886	6 222 254
72172020	Wire iron/non-alloy steel; plated/coated with zinc; weight ≥ 0.25 % but < 0.45 % of carbon	142 023	737 911	332 603	1 514 656
72172091	Steel core wire of a kind used for steel reinforced aluminium conductors (ACSR); plated/coated with zinc; weight ≥ 0.45 % of carbon	8 080	64 691	80 103	385 347
72172099	Wire iron/non-alloy steel; plated/coated with zinc; weight ≥ 0.45 % of carbon; other than steel core wire of a kind used for steel reinforced aluminium conductors (ACSR)	1 843 646	5 157 129	2 987 422	10 168 918
72173011	Wire iron/non-alloy steel; plated/coated with tin; weight < 0.25 % carbon	0	522	0	4 164
72173019	Wire iron/non-alloy steel; plated/coated with other base metals other than tin; weight < 0.25 % carbon	135 780	209 264	238 716	508 464
72173020	Wire iron/non-alloy steel; plated/coated with other base metals; weight ≥ 0.25 % but < 0.6 % of carbon	4 369	15 330	69 430	184 974
72173033	Brass coated steel wire of a kind used in the manufacture of pneumatic rubber tyres; weight ≥ 0.6 % carbon	378 489	2 008 768	542 685	3 413 760
72173034	Other copper alloy coated steel wire of a kind used in the manufacture of pneumatic rubber tyres; weight ≥ 0.6 % carbon	2 298 649	9 083 709	3 369 727	13 361 266
72173039	Wire iron/non-alloy steel; plated/coated with other base metals; weight ≥ 0.6 % carbon; other than those of HS 72173033 - 72173035	35 068	196 916	175 580	777 028
72179010	Wire iron/non-alloy steel; other than plated/coated with zinc or with other base metals; weight < 0.25 % carbon	38 675	109 856	87 534	256 774

https://www.bps.go.id

I.3. IMPOR MENURUT KOMODITI / IMPORT BY HS COMMODITY
***** APRIL/*APRIL 2022* *****

H S	Uraian Komoditi/*Commodity Description*	Berat bersih/*Net weight* (Kg)		Nilai/*Value CIF* (US$)	
		Bulan ini *Current month*	Kumulatif *Cum. Jan. to date*	Bulan ini *Current month*	Kumulatif *Cum. Jan. to date*
72179090	Wire iron/non-alloy steel; other than plated/coated with zinc or with other base metals; weight ≥ 0.25 % carbon	387 498	1 196 820	374 416	1 259 227
72181000	Stainless steel in ingots and other primary forms	16 154	62 560	74 796	274 446
72189100	Semi- finished products of stainless steel; of rectangular (other than square) cross-section	0	68	0	3 228
72189900	Semi- finished products of stainless steel; other than of rectangular (other than square) cross-section	366 818	2 265 642	1 057 953	6 517 229
72191100	Flat-rolled products of stainless steel, of a width of 600 mm or more; not further worked than hot-rolled, in coils; of a thickness exceeding 10 mm	0	59 184	0	348 728
72191200	Flat-rolled products of stainless steel, of a width of 600 mm or more; not further worked than hot-rolled, in coils; of a thickness of 4.75 mm or more but not exceeding 10 mm	662 145	2 402 020	1 309 897	5 055 533
72191300	Flat-rolled products of stainless steel, of a width of 600 mm or more; not further worked than hot-rolled, in coils; of a thickness of 3 mm or more but less than 4.75 mm	2 073 230	9 328 360	3 419 987	15 851 572
72191400	Flat-rolled products of stainless steel, of a width of 600 mm or more; not further worked than hot-rolled, in coils; of a thickness of less than 3 mm	3 409 106	10 001 033	6 360 211	19 347 309
72192100	Flat-rolled products of stainless steel, of a width of 600 mm or more; not further worked than hot-rolled, not in coils; of a thickness exceeding 10 mm	362 089	1 718 305	1 145 863	6 995 054
72192200	Flat-rolled products of stainless steel, of a width of 600 mm or more; not further worked than hot-rolled, not in coils; of a thickness of 4.75 mm or more but not exceeding 10 mm	1 274 541	6 966 398	3 607 949	19 860 827
72192300	Flat-rolled products of stainless steel, of a width of 600 mm or more; not further worked than hot-rolled, not in coils; of a thickness of 3 mm or more but less than 4.75 mm	448 655	2 160 478	1 152 079	6 121 631
72192400	Flat-rolled products of stainless steel, of a width of 600 mm or more; not further worked than hot-rolled, not in coils; of a thickness of less than 3 mm	269 286	601 177	694 554	1 664 174
72193100	Flat-rolled products of stainless steel, of a width of 600 mm or more; not further worked than cold-rolled (cold-reduced); of a thickness of 4.75 mm or more	2 778	236 171	7 151	649 350
72193200	Flat-rolled products of stainless steel, of a width of 600 mm or more; not further worked than cold-rolled (cold-reduced); of a thickness of 3 mm or more but less than 4.75 mm	336 905	1 139 778	925 398	3 003 285
72193300	Flat-rolled products of stainless steel, of a width of 600 mm or more; not further worked than cold-rolled (cold-reduced), not in coils; of a thickness exceeding 1 mm but less than 3 mm	4 808 664	17 626 003	8 769 741	33 306 122
72193400	Flat-rolled products of stainless steel, of a width of 600 mm or more; not further worked than cold-rolled (cold-reduced), not in coils; of a thickness of 0.5 mm or more but not exceeding 1 mm	5 481 819	22 253 330	10 353 704	41 574 463
72193500	Flat-rolled products of stainless steel, of a width of 600 mm or more; not further worked than cold-rolled (cold-reduced), not in coils; of a thickness of less than 0.5 mm	913 236	5 838 570	1 682 458	11 680 424
72199000	Flat-rolled products of stainless steel, of a width of 600 mm or more; other than not further worked than hot-rolled or cold-rolled	99 581	839 455	441 778	4 241 326
72201110	Flat-rolled products of stainless steel, of a width < 600 mm; not further worked than hot-rolled; of a thickness of ≥ 4.75 mm; hoop and strip, of a width ≤ 400 mm	39 371	113 050	118 168	402 940
72201190	Flat-rolled products of stainless steel, of a width < 600 mm; not further worked than hot-rolled; of a thickness of ≥ 4.75 mm; hoop and strip, of a width > 400 mm	320 585	1 423 330	710 105	2 989 724
72201210	Flat-rolled products of stainless steel, of a width < 600 mm; not further worked than hot-rolled; of a thickness of < 4.75 mm; hoop and strip, of a width ≤ 400 mm	41 420	166 789	84 499	294 261
72201290	Flat-rolled products of stainless steel, of a width < 600 mm; not further worked than hot-rolled; of a thickness of < 4.75 mm; hoop and strip, of a width > 400 mm	74 955	373 519	310 667	1 118 801

https://www.bps.go.id

I.3. IMPOR MENURUT KOMODITI / IMPORT BY HS COMMODITY
***** APRIL/*APRIL 2022* *****

H S	Uraian Komoditi/*Commodity Description*	Berat bersih/*Net weight* (Kg)		Nilai/*Value CIF* (US$)	
		Bulan ini *Current month*	Kumulatif *Cum. Jan. to date*	Bulan ini *Current month*	Kumulatif *Cum. Jan. to date*
72202010	Flat-rolled products of stainless steel, of a width < 600 mm; not further worked than cold-rolled (cold-reduced); hoop and strip, of a width ≤ 400 mm	312 754	1 316 248	1 311 528	5 823 342
72202090	Flat-rolled products of stainless steel, of a width < 600 mm; not further worked than cold-rolled (cold-reduced); hoop and strip, of a width > 400 mm	219 230	765 514	776 440	2 423 129
72209010	Flat-rolled products of stainless steel, of a width < 600 mm; other than not further worked than hot-rolled or cold-rolled; hoop and strip, of a width ≤ 400 mm	42 627	139 131	573 246	2 147 377
72209090	Flat-rolled products of stainless steel, of a width < 600 mm; other than not further worked than hot-rolled or cold-rolled; hoop and strip, of a width > 400 mm	147 490	733 544	1 143 619	4 773 920
72210000	Bars and rods, hot-rolled, in irregularly wound coils, of stainless steel	664 195	2 768 984	2 376 767	9 957 731
72221100	Bars and rods, not further worked than hot-rolled, hot-drawn or extruded; of circular cross-section	70 231	305 962	180 555	1 058 655
72221900	Bars and rods, not further worked than hot-rolled, hot-drawn or extruded; other than of circular cross-section	377 047	4 319 729	899 241	6 370 944
72222010	Bars and rods, not further worked than cold-formed or cold-finished; of circular cross-section	847 850	1 286 767	1 277 239	3 680 949
72222090	Bars and rods, not further worked than cold-formed or cold-finished; other than of circular cross-section	380 294	2 021 522	1 311 470	7 081 663
72223010	Other bars and rods of stainless steel; other than not further worked than hot-rolled or cold-formed; of circular cross-section	92 873	343 485	350 046	1 226 621
72223090	Other bars and rods of stainless steel; other than not further worked than hot-rolled or cold-formed; other than of circular cross-section	268 115	735 573	667 269	2 974 063
72224010	Angles, shapes and sections of stainless steel; not further worked than hot-rolled, hot-drawn or extruded	146 324	330 157	454 814	1 042 532
72224090	Angles, shapes and sections of stainless steel; other than not further worked than hot-rolled, hot-drawn or extruded	614 980	1 507 857	1 067 147	3 212 716
72230010	Wire of stainless steel, of cross-section exceeding 13 mm	15 111	909 862	143 061	4 378 674
72230090	Wire of stainless steel, of cross-section not exceeding 13 mm	1 409 249	5 017 052	6 001 302	20 490 412
72241000	Other alloy steel in ingots and other primary forms	0	47 395	0	111 871
72249000	Semi- finished products of other alloy steel	64 919	5 407 816	201 960	4 430 299
72251100	Flat-rolled products of other alloy steel, of a width ≥ 600 mm; grain-oriented of silicon-electrical steel	1 120 126	4 268 663	3 587 579	12 812 268
72251900	Flat-rolled products of other alloy steel, of a width ≥ 600 mm; of silicon-electrical steel; other than grain-oriented	1 558 708	6 852 095	2 236 036	10 129 079
72253090	Flat-rolled products of other alloy steel, of a width ≥ 600 mm; other than of silicon-electrical steel; not further worked than hot-rolled, in coils; other than of high speed steel	18 868 520	54 337 336	17 583 372	54 327 390
72254010	Flat-rolled products of other alloy steel, of a width ≥ 600 mm; other than of silicon-electrical steel; not further worked than hot-rolled, not in coils; of high speed steel	1 455	1 455	8 321	8 321
72254090	Flat-rolled products of other alloy steel, of a width ≥ 600 mm; other than of silicon-electrical steel; not further worked than hot-rolled, not in coils; other than of high speed steel	8 649 141	26 320 399	11 171 217	35 992 523
72255010	Flat-rolled products of other alloy steel, of a width ≥ 600 mm; other than of silicon-electrical steel; not further worked than cold-rolled (cold-reduced); of high speed steel	42 710	79 165	50 442	93 596
72255090	Flat-rolled products of other alloy steel, of a width ≥ 600 mm; other than of silicon-electrical steel; not further worked than cold-rolled (cold-reduced); other than of high speed steel	55 936 800	226 043 122	52 700 565	202 596 112
72259190	Flat-rolled products of other alloy steel, width≥600mm; oth than of silicon-electrical steel; electrolytically plated or coated with zinc; other than of high speed steel	666 851	2 665 989	1 010 904	3 961 641
72259220	Flat-rolled products of other alloy steel, width≥600mm; otherwise plated or coated with zinc; other than of high speed steel; plated or coated with zinc-aluminium-magnesium alloys	284 610	284 610	433 774	433 774

https://www.bps.go.id

I.3. IMPOR MENURUT KOMODITI / IMPORT BY HS COMMODITY
***** APRIL/*APRIL 2022* *****

H S	Uraian Komoditi/*Commodity Description*	Berat bersih/*Net weight* (Kg)		Nilai/*Value CIF* (US$)	
		Bulan ini *Current month*	Kumulatif *Cum. Jan. to date*	Bulan ini *Current month*	Kumulatif *Cum. Jan. to date*
72259290	Flat-rolled products of other alloy steel, width≥600mm; otherwise plated or coated with zinc; other than of high speed steel; other than plated or coated with zinc-aluminium-magnesium alloys	5 288 925	47 718 107	5 598 433	53 054 360
72259990	Flat-rolled products of other alloy steel, width ≥ 600mm; other than of high speed steel; other than those of subheadings 722591, 722592	19 803 796	125 742 030	22 432 202	147 241 603
72261110	Flat-rolled products of other alloy steel, width < 600 mm; of silicon-electrical steel; grain-oriented; hoop and strip, of a width ≤ 400 mm	155 747	766 415	505 625	2 404 012
72261190	Flat-rolled products of other alloy steel, width < 600 mm; of silicon-electrical steel; grain-oriented; hoop and strip, of a width > 400 mm	108 352	655 252	399 132	2 219 602
72261910	Flat-rolled products of other alloy steel, width < 600 mm; of silicon-electrical steel; other than grain-oriented; hoop and strip, of a width ≤ 400 mm	0	24 662	0	27 082
72261990	Flat-rolled products of other alloy steel, width < 600 mm; of silicon-electrical steel; other than grain-oriented; hoop and strip, of a width > 400 mm	298 770	1 466 021	515 379	2 506 209
72262010	Flat-rolled products of other alloy steel, width < 600 mm; of high speed steel; hoop and strip, of a width ≤ 400 mm	0	3 138	0	40 771
72262090	Flat-rolled products of other alloy steel, width < 600 mm; of high speed steel; hoop and strip, of a width > 400 mm	21 298	22 535	30 876	35 467
72269110	Hoop and strip, of a width ≤ 400 mm, of other alloy steel; not futher worked than hot-rolled; other than of silicon-electrical steel; other than of high speed steel	124 647	579 740	185 115	930 880
72269190	Hoop and strip, of a width > 400 mm, of other alloy steel; not futher worked than hot-rolled; other than of silicon-electrical steel; other than of high speed steel	101 253	383 521	363 567	1 384 742
72269210	Hoop and strip, of a width ≤ 400 mm, of other alloy steel; not futher worked than cold-rolled (cold-reduced); other than of silicon-electrical steel; other than of high speed steel	55 128	231 110	238 097	938 211
72269290	Hoop and strip, of a width > 400 mm, of other alloy steel; not futher worked than cold-rolled (cold-reduced); other than of silicon-electrical steel; other than of high speed steel	247 538	1 092 088	2 274 057	10 428 428
72269911	Hoop and strip, of a width ≤ 400 mm, of other alloy steel; plated or coated with zinc; other than not futher worked than hot-rolled or cold-rolled (cold-reduced)	0	21 002	0	29 892
72269919	Hoop and strip, of a width ≤ 400 mm, of other alloy steel; other than plated or coated with zinc; other than not futher worked than hot-rolled or cold-rolled (cold-reduced)	0	1 465	0	25 192
72269991	Hoop and strip, of a width > 400 mm, of other alloy steel; plated or coated with zinc; other than not futher worked than hot-rolled or cold-rolled (cold-reduced)	155 155	155 155	211 014	211 014
72269999	Hoop and strip, of a width > 400 mm, of other alloy steel; other than plated or coated with zinc; other than not futher worked than hot-rolled or cold-rolled (cold-reduced)	86 961	502 673	139 723	654 936
72272000	Bars and rods, hot-rolled, in irregularly wound coils, of other alloy steel; of silico-manganese steel	1 155 440	6 015 716	1 015 870	5 376 684
72279010	Bars and rods, hot-rolled, in irregularly wound coils, of other alloy steel; other than of high speed steel or of silico-manganese steel; containing by weight 0.5 % or more of chromium	2 306 630	2 306 630	3 818 083	3 818 083
72279090	Bars and rods, hot-rolled, in irregularly wound coils, of other alloy steel; other than of high speed steel or of silico-manganese steel; containing by weight less than 0.5 % of chromium	8 448 495	45 346 808	8 381 102	47 421 727
72281010	Bars and rods of other alloy steel, of high speed steel; of circular cross-section	759	63 153	21 245	208 591
72281090	Bars and rods of other alloy steel, of high speed steel; other than of circular cross-section	3 841	15 472	23 725	43 864
72282011	Bars and rods of silico-manganese steel; of circular cross-section; not further worked than hot-rolled, hot-drawn or extruded	1 331 524	3 420 504	1 686 755	4 346 722

https://www.bps.go.id

I.3. IMPOR MENURUT KOMODITI / IMPORT BY HS COMMODITY
***** APRIL/*APRIL 2022* *****

H S	Uraian Komoditi/*Commodity Description*	Berat bersih/*Net weight* (Kg)		Nilai/*Value CIF* (US$)	
		Bulan ini *Current month*	Kumulatif *Cum. Jan. to date*	Bulan ini *Current month*	Kumulatif *Cum. Jan. to date*
72282019	Bars and rods of silico-manganese steel; of circular cross-section; other than not further worked than hot-rolled, hot-drawn or extruded	173 055	726 390	247 447	1 183 353
72282099	Bars and rods of silico-manganese steel; other than of circular cross-section; other than not further worked than hot-rolled, hot-drawn or extruded	19 800	60 564	40 569	134 379
72283010	Other bars and rods of other alloy steel, not further worked than hot-rolled, hot- drawn or extruded; of circular cross-section	17 317 372	66 058 625	20 594 529	80 087 939
72283090	Other bars and rods of other alloy steel, not further worked than hot-rolled, hot- drawn or extruded; other than of circular cross-section	4 608 066	27 538 043	6 207 912	36 417 158
72284010	Other bars and rods of other alloy steel, not further worked than forged; of circular cross-section	317 242	884 990	1 025 967	2 862 959
72284090	Other bars and rods of other alloy steel, not further worked than forged; other than of circular cross-section	377 672	2 182 122	1 427 487	4 880 573
72285010	Other bars and rods of other alloy steel, not further worked than cold-formed or cold-finished; of circular cross-section	540 899	2 425 047	1 247 381	5 255 527
72285090	Other bars and rods of other alloy steel, not further worked than cold-formed or cold-finished; other than of circular cross-section	854 489	3 984 438	953 260	4 182 447
72286010	Other bars and rods of other alloy steel, of circular cross-section; other than those of subheading 722810-722850	25 384	108 873	83 145	311 178
72286090	Other bars and rods of other alloy steel, other than of circular cross-section; other than those of subheading 722810-722850	26 147	82 234	284 243	426 477
72287010	Angles, shapes and sections, of other alloy steel; not further worked than hot-rolled, hot-drawn or extruded	0	22 470	0	18 875
72287090	Angles, shapes and sections, of other alloy steel; other than not further worked than hot-rolled, hot-drawn or extruded	10 211	1 829 569	32 464	1 862 811
72288011	Hollow drill bars and rods, of alloy or non-alloy steel; containing by weight 0.6 % or more of carbon; of circular cross-section	8 799	121 322	55 646	746 829
72288019	Hollow drill bars and rods, of alloy or non-alloy steel; containing by weight 0.6 % or more of carbon; other than of circular cross-section	302	112 647	6 735	134 603
72288090	Hollow drill bars and rods, of alloy or non-alloy steel; containing by weight less than 0.6 % of carbon	193 816	681 821	341 462	688 946
72292000	Wire of other alloy steel; of silico-manganese steel	1 322 460	4 367 666	1 835 782	6 255 731
72299021	Wire of other alloy steel; other than of silico-manganese steel; of cross-section not exceeding 5.5 mm; containing by weight 0.5 % or more of chromium	12 042	12 042	23 291	23 291
72299029	Wire of other alloy steel; other than of silico-manganese steel; of cross-section not exceeding 5.5 mm; containing by weight less than 0.5 % of chromium	184 842	1 233 470	326 807	2 004 556
72299030	Wire of other alloy steel; other than of silico-manganese steel; of cross-section exceeding 5.5 mm, of high speed steel	42 173	388 530	83 048	755 912
72299091	Wire of other alloy steel; other than of silico-manganese steel; of cross-section exceeding 5.5 mm; containing by weight 05 % or more of chromium	734 498	3 881 278	1 385 851	7 162 273
72299099	Wire of other alloy steel; other than of silico-manganese steel; of cross-section exceeding 5.5 mm; containing by weight less than 0.5 % of chromium	565 724	3 606 723	1 058 654	6 502 775
73011000	Sheet piling of iron or steel, whether or not drilled, punched or made from assembled elements	1 800 489	3 572 782	2 228 462	4 163 446
73012000	Welded angles, shapes and sections, of iron or steel	14 978	38 547	45 941	145 200
73021000	Railway or tramway track construction material of iron or steel, the following: rails	509 130	2 328 084	596 860	3 296 916
73023000	Railway or tramway track construction material of iron or steel, the following: switch blades, crossing frogs, point rods and other crossing pieces	282 169	357 891	1 287 833	1 409 277
73024000	Railway or tramway track construction material of iron or steel, the following: fish-plates and sole plates (base plates)	1 218	23 466	4 736	83 783
73029010	Railway or tramway track construction material of iron or steel, the following: sleepers (cross-ties)	0	12 112	0	21 092

https://www.bps.go.id

I.3. IMPOR MENURUT KOMODITI / IMPORT BY HS COMMODITY
*** APRIL/*APRIL 2022* ***

H S	Uraian Komoditi/*Commodity Description*	Berat bersih/*Net weight* (Kg)		Nilai/*Value CIF* (US$)	
		Bulan ini *Current month*	Kumulatif *Cum. Jan. to date*	Bulan ini *Current month*	Kumulatif *Cum. Jan. to date*
73029090	Railway/tramway track construction material of iron/steel, the following: check-rails & rack rails,chairs, chair wedges,rail clips,bedplates,ties & other material specialized for jointing/fixing rails	678 393	946 888	1 868 833	3 485 073
73030011	Hubless tubes and pipes, of cast iron	263 586	1 525 555	298 108	2 109 838
73030019	Tubes and pipes, of cast iron; other than hubless tubes and pipes	876 441	9 507 878	2 018 910	16 599 960
73030091	Hollow profiles, of cast iron with external diameter not exceeding 100 mm	2 696	28 859	15 951	85 388
73030099	Hollow profiles, of cast iron with external diameter exceeding 100 mm	283 037	566 182	300 469	1 392 553
73041100	Line pipe of a kind used for oil or gas pipelines; of stainless steel	562 105	2 183 197	2 394 965	8 740 442
73041900	Line pipe of a kind used for oil or gas pipelines; other than of stainless steel	4 248 422	18 975 945	5 205 912	24 465 416
73042210	Drill pipe, of stainless steel, of a kind used in drilling for oil or gas; with yield strength less than 80,000 psi, without threaded end	5 119	64 235	17 758	98 801
73042290	Drill pipe, of stainless steel, of a kind used in drilling for oil or gas; other than with yield strength less than 80,000 psi, without threaded end	420	1 781 812	43 468	2 167 018
73042310	Drill pipe, of iron (other than cast iron), of a kind used in drilling for oil or gas; with yield strength less than 80,000 psi, without threaded end	45 833	145 759	195 816	440 765
73042390	Drill pipe,of iron/other than cast iron,of a kind used in drilling for oil or gas;with yield strength < 80,000 psi,with threaded end; or with yield strength ≥ 80,000 psi, whether/not with threaded end	94 641	396 667	473 447	1 545 055
73042410	Casing and tubing with yield strength less than 80,000 psi, without threaded end; of stainless steel	0	48 037	0	151 318
73042430	Casing and tubing with yield strength 80,000 psi or more, whether or not with threaded end; of stainless steel	2 523 994	6 304 037	14 452 983	30 820 293
73042910	Casing and tubing with yield strength less than 80,000 psi, without threaded end; other than of stainless steel	11 167 424	40 376 856	14 188 451	65 479 736
73042920	Casing and tubing with yield strength less than 80,000 psi, with threaded end; other than of stainless steel	2 114 623	2 114 623	2 136 521	2 136 521
73042930	Casing and tubing with yield strength 80,000 psi or more, whether or not with threaded end; other than of stainless steel	82 422	4 549 458	168 065	7 124 335
73043110	Drillrod casing and tubing with pin and box threads; cold-drawn or cold-rolled (cold-reduced); of circular cross-section, of iron or non-alloy steel	169 275	325 240	726 930	1 169 130
73043120	High-pressure pipe capable of withstanding a pressure of not less than 42,000 psi; cold-drawn or cold-rolled (cold-reduced); of circular cross-section, of iron or non-alloy steel	12 709	80 806	53 588	449 174
73043140	Tubes, pipes & hollow profiles, seamless, of circular cross-section, of iron/ non-alloy steel; cold-drawn/ cold-rolled; having an external diameter < 140 mm and < 0.45 % by weight of carbon	71 277	1 012 544	221 290	2 107 214
73043190	Tubes, pipes & hollow profiles, seamless, of circular cross-section, of iron/ non-alloy steel; cold-drawn/ cold-rolled; other than those of HS 73043110 - 73043140	756 906	3 333 026	1 572 918	6 679 520
73043920	High-pressure pipe capable of withstanding a pressure of not less than 42,000 psi; other than cold-drawn or cold-rolled (cold-reduced); of circular cross-section, of iron or non-alloy steel	0	246	0	404
73043940	Tubes, pipes & hollow profiles, seamless, of circular cross-section, of iron/ non-alloy steel; other than cold-drawn/ cold-rolled; having an external diameter < 140 mm and < 0.45 % by weight of carbon	561 530	2 006 269	1 010 730	3 968 357
73043990	Tubes, pipes & hollow profiles, seamless, of circular cross-section, of iron/ non-alloy steel; cold-drawn/ cold-rolled; other than those of HS 73043920 - 73043940	1 948 736	6 568 993	3 212 126	11 983 934
73044100	Tubes, pipes & hollow profiles, seamless, of circular cross-section, of stainless steel; cold-drawn or cold-rolled (cold-reduced)	460 800	1 469 887	2 721 027	8 093 580
73044900	Tubes, pipes & hollow profiles, seamless, of circular cross-section, of stainless steel; other than cold-drawn or cold-rolled (cold-reduced)	366 439	826 887	1 979 300	4 416 400

https://www.bps.go.id

I.3. IMPOR MENURUT KOMODITI / IMPORT BY HS COMMODITY
*** APRIL/*APRIL 2022* ***

H S	Uraian Komoditi/*Commodity Description*	Berat bersih/*Net weight* (Kg)		Nilai/*Value CIF* (US$)	
		Bulan ini *Current month*	Kumulatif *Cum. Jan. to date*	Bulan ini *Current month*	Kumulatif *Cum. Jan. to date*
73045110	Drillrod casing and tubing with pin and box threads; cold-drawn or cold-rolled (cold-reduced); of circular cross-section, of other alloy steel	25 025	97 716	72 892	240 562
73045120	High-pressure pipe with a yield strength not less than 42,000 psi; cold-drawn or cold-rolled (cold-reduced); of circular cross-section, of other alloy steel	188 371	1 128 017	410 368	2 710 515
73045190	Tubes, pipes & hollow profiles, seamless, of circular cross-section, of other alloy steel; cold-drawn or cold-rolled (cold-reduced)	33 716	409 797	262 124	1 985 553
73045910	High-pressure pipe with a yield strength not less than 42,000 psi; other than cold-drawn or cold-rolled (cold-reduced); of circular cross-section, of other alloy steel	109 330	457 976	319 184	1 351 746
73045990	Tubes, pipes & hollow profiles, seamless, of circular cross-section, of other alloy steel; other than cold-drawn or cold-rolled; other than high-pressure pipe with a yield strength ≥ 42,000 psi	1 365 856	4 900 081	2 897 265	10 834 707
73049010	High-pressure pipe with a yield strength not less than 42,000 psi; other than those of subheading 730411 - 730459	28 641	191 072	248 719	1 460 647
73049090	Tubes, pipes & hollow profiles, seamless, of iron/ steel; oth than high-pressure pipe; oth than having an external diameter <140 mm & <0.45% by weight of carbon; oth than in subheading 730411 - 730459	1 173 946	9 349 671	3 773 355	29 757 546
73051100	Line pipe of a kind used for oil or gas pipelines; longitudinally submerged arc welded	1 150 869	15 700 412	2 161 786	72 719 782
73051210	Line pipe of a kind used for oil or gas pipelines; longitudinally welded; Electric resistance welded (ERW)	528 094	5 561 450	773 370	7 483 335
73051290	Line pipe of a kind used for oil or gas pipelines; longitudinally welded; other than Electric resistance welded (ERW)	262 893	299 480	456 460	551 002
73051910	Line pipe of a kind used for oil or gas pipelines; other than longitudinally submerged arc welded; spiral or helical submerged arc welded	1 664 000	2 911 000	2 934 050	4 492 453
73051990	Line pipe of a kind used for oil or gas pipelines; other than longitudinally submerged arc welded; other than spiral or helical submerged arc welded	11 218 317	11 219 327	18 590 375	18 632 010
73052000	Casing of a kind used in drilling for oil or gas	0	22 704	0	80 336
73053110	Line pipe of a kind used other than for oil or gas pipelines, welded; longitudinally welded; stainless steel pipes and tubes	33 097	7 460 339	119 655	12 802 740
73053190	Line pipe of a kind used other than for oil or gas pipelines, welded; longitudinally welded; other than stainless steel pipes and tubes	9 641	3 133 121	16 703	5 737 117
73053990	Line pipe of a kind used other than for oil or gas pipelines, welded; other than longitudinally welded; high-pressure pipe with a yield strength less than 42,000 psi	0	1 345	0	2 850
73059000	Other tubes & pipes (ie welded, riveted or similarly closed), having circular cross-sections, the external diameter of which exceeds 406.4 mm, of iron/ steel; n.e.c. in heading 7305	0	16 560	0	86 086
73061110	Line pipe of a kind used for oil or gas pipelines; welded, of stainless steel; longitudinally electric resistance welded (ERW)	474	1 627	4 537	9 506
73061190	Line pipe of a kind used for oil or gas pipelines; welded, of stainless steel; other than longitudinally electric resistance welded (ERW)	3 725	148 786	58 418	552 855
73061910	Line pipe of a kind used for oil or gas pipelines; other than welded, of stainless steel; longitudinally electric resistance welded (ERW)	446	758 625	8 324	1 059 258
73061920	Line pipe of a kind used for oil or gas pipelines; other than welded, of stainless steel; spiral or helical submerged arc welded	0	4	0	15
73061990	Line pipe of a kind used for oil or gas pipelines; other than welded, of stainless steel; other than longitudinally electric resistance welded (ERW); other than spiral or helical submerged arc welded	234 515	771 608	319 500	836 019
73062100	Casing and tubing of a kind used in drilling for oil or gas; welded, of stainless steel	0	1 856	0	18 610
73062900	Casing and tubing of a kind used in drilling for oil or gas; other than welded, of stainless steel	0	50 989	0	323 657
73063011	Boiler tubes, welded, of circular cross-section, of iron or non-alloy steel; with an external diameter less than 12.5 mm	39 064	221 483	489 244	1 888 096

https://www.bps.go.id

I.3. IMPOR MENURUT KOMODITI / IMPORT BY HS COMMODITY
***** APRIL/*APRIL 2022* *****

H S	Uraian Komoditi/*Commodity Description*	Berat bersih/*Net weight* (Kg)		Nilai/*Value CIF* (US$)	
		Bulan ini *Current month*	Kumulatif *Cum. Jan. to date*	Bulan ini *Current month*	Kumulatif *Cum. Jan. to date*
73063019	Boiler tubes, welded, of circular cross-section, of iron or non-alloy steel; with an external diameter not less than 12.5 mm	171 357	849 325	276 630	1 357 932
73063021	Copper-plated, fluororesin-coated/ zinc-chromated steel tubes; welded, of circular cross-section, of iron or non-alloy steel; with an external diameter less than 12.5 mm	156 231	927 686	486 723	3 256 733
73063029	Copper-plated, fluororesin-coated/ zinc-chromated steel tubes; welded, of circular cross-section, of iron or non-alloy steel; with an external diameter not less than 12.5 mm	2 110	7 121	7 141	28 087
73063030	Pipe of a kind used to make sheath pipe (heater pipe) for heating elements of electric flat irons or rice cookers, with an external diameter not exceeding 12 mm	263	288	5 523	7 960
73063041	Other tubes, pipes and hollow profiles, welded, of circular cross-section, of iron or non-alloy steel; high-pressure pipe with a yield strength ≥ 42,000 psi; with an external diameter < 12.5 mm	2	6	620	1 229
73063049	Other tubes, pipes and hollow profiles, welded, of circular cross-section, of iron or non-alloy steel; high-pressure pipe with a yield strength ≥ 42,000 psi; with an external diameter ≥ 12.5 mm	179 644	612 611	290 964	932 143
73063091	Other tubes,pipes,welded,of circular cross-section,of iron/non-alloy steel;high-pressure pipe yield strength<42,000psi;internal diameter≥12.5mm,external diameter<140 mm,weight< 0.45%carbon	1 315 600	3 419 788	1 798 934	5 476 677
73063092	Other tubes, pipes and hollow profiles, welded, of circular cross-section, of iron or non-alloy steel; high-pressure pipe with a yield strength < 42,000 psi; with an internal diameter < 12.5 mm	82 764	390 053	210 272	962 026
73063099	Other tubes, pipes and hollow profiles, welded, of circular cross-section, of iron or non-alloy steel; high-pressure pipe with a yield strength < 42,000 psi; other than in HS 73063091 - 73063092	3 576 248	4 925 417	6 303 463	8 694 220
73064011	Boiler tubes; welded, of circular cross-section, of stainless steel; with an external diameter not exceeding 12.5 mm	4 091	25 011	53 083	236 745
73064019	Boiler tubes; welded, of circular cross-section, of stainless steel; with an external diameter exceeding 12.5 mm	987	21 284	4 534	89 799
73064020	Stainless steel pipes and tubes, with an external diameter exceeding 105 mm; welded, of circular cross-section, of stainless steel	865 451	2 728 893	2 222 414	8 085 306
73064090	Other tubes, pipes and hollow profiles; welded, of circular cross-section, of stainless steel; other than those of HS 73064011 - 73064030	666 744	1 920 408	2 273 857	6 517 088
73065011	Boiler tubes; welded, of circular cross-section, of other alloy steel; with an external diameter less than 12.5 mm	264	264	507	507
73065019	Boiler tubes; welded, of circular cross-section, of other alloy steel; with an external diameter not less than 12.5 mm	16	30 377	338	51 530
73065091	Other tubes, pipes and hollow profiles; welded, of circular cross-section, of other alloy steel; with an external diameter less than 12.5 mm	49 395	49 395	54 774	54 774
73065099	Other tubes, pipes and hollow profiles; welded, of circular cross-section, of other alloy steel; with an external diameter not less than 12.5 mm	359 117	954 248	985 457	3 091 687
73066110	Other tubes, pipes and hollow profiles; welded, of non-circular cross-section; of square or rectangular cross-section; with an external diagonal cross-section less than 12.5 mm	4 773	45 649	32 221	202 546
73066190	Other tubes, pipes and hollow profiles; welded, of non-circular cross-section; of square or rectangular cross-section; with an external diagonal cross-section not less than 12.5 mm	1 769 210	6 823 510	2 078 719	8 293 385
73066990	Other tubes, pipes and hollow profiles; welded, of non-circular cross-section; of other non-circular cross-section; with an external diagonal cross-section not less than 12.5 mm	384 048	1 136 258	614 400	1 620 618
73069011	Copper brazed pipes and tubes; with an external diagonal cross-section less than 12.5 mm	0	5 740	0	6 684
73069019	Copper brazed pipes and tubes; with an external diagonal cross-section not less than 12.5 mm	542	17 999	4 980	39 739
73069094	Other tubes, pipes and hollow profiles of iron or steel; high pressure pipes, with an external diameter of less than 12.5 mm	465	2 161	19 982	94 782

https://www.bps.go.id

I.3. IMPOR MENURUT KOMODITI / IMPORT BY HS COMMODITY
***** APRIL/*APRIL 2022* *****

H S	Uraian Komoditi/*Commodity Description*	Berat bersih/*Net weight* (Kg)		Nilai/*Value CIF* (US$)	
		Bulan ini *Current month*	Kumulatif *Cum. Jan. to date*	Bulan ini *Current month*	Kumulatif *Cum. Jan. to date*
73069095	Other tubes, pipes and hollow profiles of iron or steel; high pressure pipes, with an external diameter of 12.5 mm or more	68	68	2 339	2 339
73069096	Other tubes, pipes and hollow profiles of iron or steel; with an external diagonal cross-section less than 12.5 mm	155 313	495 298	1 490 212	4 453 296
73069097	Other tubes, pipes and hollow profiles of iron or steel; with an internal diameter more than 12.5 mm, an external diameter less than 140 mm and containing by weight less than 0.45% of carbon	1 616	1 616	66 732	66 732
73069099	Other tubes, pipes and hollow profiles of iron or steel; n.e.c. in heading 7306	360 972	1 324 262	758 458	3 248 676
73071110	Cast fittings, of non-malleable cast iron; hubless tube or pipe fittings	1 163	12 129	6 866	37 658
73071190	Cast fittings, of non-malleable cast iron; other than hubless tube or pipe fittings	7 079	44 154	156 884	292 650
73071900	Cast fittings, other than of non-malleable cast iron;	176 655	386 075	529 734	1 611 994
73072110	Flanges; of stainless steel; having an internal diameter of less than 15 cm	7 533	130 042	75 635	863 877
73072190	Flanges; of stainless steel; having an internal diameter of not less than 15 cm	119 025	626 791	666 468	3 335 435
73072210	Threaded elbows, bends and sleeves; of stainless steel; having an internal diameter of less than 15 cm	5 874	13 292	118 736	467 429
73072290	Threaded elbows, bends and sleeves; of stainless steel; having an internal diameter of not less than 15 cm	22 020	100 133	163 213	610 307
73072310	Butt welding fittings; of stainless steel; having an internal diameter of less than 15 cm	36 499	91 820	66 082	345 072
73072390	Butt welding fittings; of stainless steel; having an internal diameter of not less than 15 cm	40 396	232 665	304 981	1 730 460
73072910	Tube or pipe fittings; of stainless steel; other than flanges or threaded elbows, bends and sleeves or butt welding fittings; having an internal diameter of less than 15 cm	27 958	80 683	513 686	1 543 306
73072990	Tube or pipe fittings; of stainless steel; other than flanges or threaded elbows, bends and sleeves or butt welding fittings; having an internal diameter of not less than 15 cm	94 709	541 914	1 111 971	4 303 498
73079110	Flanges of iron or steel; other than of stainless steel; having an internal diameter of less than 15 cm	129 350	835 703	459 130	2 263 871
73079190	Flanges of iron or steel; other than of stainless steel; having an internal diameter of not less than 15 cm	423 964	2 200 349	1 424 625	7 558 215
73079210	Threaded elbows, bends and sleeves of iron or steel; other than of stainless steel; having an internal diameter of less than 15 cm	50 592	217 320	522 716	2 475 579
73079290	Threaded elbows, bends and sleeves of iron or steel; other than of stainless steel; having an internal diameter of not less than 15 cm	30 733	231 637	517 451	4 353 940
73079310	Butt welding fittings of iron or steel; other than of stainless steel; having an internal diameter of less than 15 cm	136 829	922 367	373 847	1 886 256
73079390	Butt welding fittings of iron or steel; other than of stainless steel; having an internal diameter of not less than 15 cm	1 031 264	4 577 952	2 273 636	13 899 408
73079910	Tube or pipe fittings of iron or steel; other than of stainless steel; other than flanges or threaded elbows, bends and sleeves or butt welding fittings; having an internal diameter of less than 15 cm	248 648	820 066	2 168 604	10 120 967
73079990	Tube/pipe fittings of iron or steel; oth than of stainless steel; other than flanges or threaded elbows, bends and sleeves or butt welding fittings; having an internal diameter of not less than 15 cm	919 766	3 931 859	4 727 587	20 946 443
73081090	Bridges and bridge-sections, of iron or steel; other than prefabricated modular type joined by shear connectors	183 368	377 588	275 699	783 293
73082019	Towers, of iron or steel; other than prefabricated modular type joined by shear connectors	43 572	232 902	160 210	1 217 122
73082029	Lattice masts, of iron or steel; other than prefabricated modular type joined by shear connectors	54 024	137 805	231 110	426 519
73083010	Doors, of iron or steel, of a thickness of 6 mm or more but not exceeding 8 mm	4 171	7 206	8 597	24 853
73083090	windows and their frames and thresholds for doors, of iron or steel	254 000	1 524 848	668 319	4 868 645
73084010	Equipment for scaffolding, shuttering, propping or pit-propping, of iron or steel; prefabricated modular type joined by shear connectors	18 788	18 788	25 871	25 871

https://www.bps.go.id

I.3. IMPOR MENURUT KOMODITI / IMPORT BY HS COMMODITY
*** APRIL/*APRIL 2022* ***

H S	Uraian Komoditi/*Commodity Description*	Berat bersih/*Net weight* (Kg)		Nilai/*Value CIF* (US$)	
		Bulan ini *Current month*	Kumulatif *Cum. Jan. to date*	Bulan ini *Current month*	Kumulatif *Cum. Jan. to date*
73084090	Equipment for scaffolding, shuttering, propping or pit-propping, of iron or steel; other than prefabricated modular type joined by shear connectors	4 220 563	11 399 839	6 337 062	23 129 942
73089020	Structures&parts of iron/steel;oth than bridges&bridge-sections/towers&lattice masts/ equipment for scaffolding,shuttering,propping /pit-propping;prefabricated modular type joined by shear connectors	382 623	465 347	926 434	1 094 906
73089040	Structures and parts of structures, of iron or steel; corrugated and curved galvanised plates or sheets prepared for use in conduits, culverts or tunnels	18 095	67 172	46 987	116 617
73089050	Structures and parts of structures, of iron or steel; rails for ships	856	1 046 499	7 774	2 107 417
73089060	Structures and parts of structures, of iron or steel; perforated cable trays	1 656	7 774	16 918	72 721
73089092	Guardrails of iron or steel	375 796	451 850	447 212	590 220
73089099	Plates, rods, angles, shapes, sections, tubes and the like, prepared for use in structures, of iron or steel	12 778 686	57 576 957	21 637 286	101 914 764
73090011	Reservoirs, tanks, vats and similar containers for any material of iron or steel, of a capacity > 300 l; of a kind used for the conveyance or packing of goods; lined or heat-insulated	134 286	335 958	544 493	2 468 939
73090019	Reservoirs, tanks, vats and similar containers for any material of iron or steel, of a capacity > 300 l; of a kind used for the conveyance or packing of goods; not lined or heat-insulated	149 698	738 195	182 531	1 950 541
73090091	Reservoirs, tanks, vats and similar containers for any material of iron or steel, of a capacity > 300 l; other than of a kind used for the conveyance or packing of goods; lined or heat-insulated	589 447	1 698 817	1 993 300	4 246 938
73090099	Reservoirs, tanks, vats and similar containers for any material of iron or steel, of a capacity > 300 l; other than of a kind used for the conveyance or packing of goods; not lined or heat-insulated	500 640	1 564 511	1 556 027	9 756 366
73101010	Tanks, casks, drums, cans, boxes and similar containers, for any material, of iron or steel; of a capacity ≥ 50 l but ≤ 300 l; of tinplate	102 034	204 085	128 234	271 033
73101091	Tanks, casks, drums, cans, boxes and similar containers, for any material, of iron or steel; of a capacity ≥ 50 l but ≤ 300 l; casting, forging or stamping, in the rough state	17	34 458	139	74 461
73101099	Tanks, casks, drums, cans, boxes and similar containers, for any material, of iron or steel; of a capacity ≥ 50 l but ≤ 300 l; other than casting, forging or stamping, in the rough state	781 537	4 587 828	2 126 137	11 597 798
73102111	Cans which are to be closed by soldering or crimping, of iron or steel; of a capacity < 1 l; of tinplate	162 636	162 636	606 679	606 679
73102119	Cans which are to be closed by soldering or crimping, of iron or steel; of a capacity < 1 l; other than of tinplate	0	787 525	0	2 933 001
73102191	Cans which are to be closed by soldering or crimping, of iron or steel; of a capacity ≥ 1 l but < 50 l; of tinplate	79 279	200 398	274 037	743 165
73102199	Cans which are to be closed by soldering or crimping, of iron or steel; of a capacity ≥ 1 l but < 50 l; other than of tinplate	37 168	132 193	178 783	708 053
73102911	Tanks, casks, drums, cans, boxes and similar containers, for any material, of iron or steel; other than cans which are to be closed by soldering/crimping; of a capacity < 1 l; of tinplate	8 174	8 174	10 466	10 466
73102919	Tanks, casks, drums, cans, boxes and similar containers, for any material, of iron or steel; other than cans which are to be closed by soldering/crimping; of a capacity < 1 l; other than of tinplate	7	9 406	1 392	140 855
73102991	Tanks, casks, drums, cans, boxes and similar containers, for any material, of iron or steel; other than cans which are to be closed by soldering/crimping; of a capacity ≥ 1 l but < 50 l; of tinplate	5 699	22 790	43 574	176 795
73102992	Tanks,casks,drums,cans,boxes & similar,for any material, of iron/steel; oth than cans which are to be closed by soldering; of a capacity ≥ 1 l but < 50 l; casting,forging/ stamping,in the rough state	4	56	4	435
73102999	Tanks, casks, drums, cans, boxes & similar,for any material, of iron/steel; oth than cans which are to be closed by soldering; of a capacity ≥ 1 l but < 50 l; n.e.c. in heading 7310	42 930	419 974	290 890	2 170 046

https://www.bps.go.id

I.3. IMPOR MENURUT KOMODITI / IMPORT BY HS COMMODITY
***** APRIL/*APRIL 2022* *****

H S	Uraian Komoditi/*Commodity Description*	Berat bersih/*Net weight* (Kg)		Nilai/*Value CIF* (US$)	
		Bulan ini *Current month*	Kumulatif *Cum. Jan. to date*	Bulan ini *Current month*	Kumulatif *Cum. Jan. to date*
73110021	Seamless steel cylinders; of a capacity of 30 l or more, but less than 110 l, for Automotive Compressed Natural Gas (CNG) or Liquefied Natural Gas (LNG)	23 520	23 520	33 370	33 370
73110022	Seamless steel cylinders; of a capacity of 110 l or more, for Automotive Compressed Natural Gas (CNG) or Liquefied Natural Gas (LNG)	28 300	28 300	78 136	78 136
73110023	Seamless steel cylinders; of a capacity of less than 30 l, for Liquefied Petroleum Gas (LPG)	94 771	165 243	205 557	360 833
73110024	Seamless steel cylinders; of a capacity of 30 l or more, but less than 110 l, for Liquefied Petroleum Gas (LPG)	18 991	45 474	34 941	96 732
73110025	Seamless steel cylinders; of a capacity of 30 l or more, for Liquefied Petroleum Gas (LPG)	40 500	44 043	390 660	447 769
73110026	Seamless steel cylinders; of a capacity of less than 30 l	196 973	702 691	306 573	1 587 544
73110027	Seamless steel cylinders; of a capacity of ≥ 30 l but < 110 l; other than for Automotive Compressed Natural Gas (CNG) or Liquefied Natural Gas (LNG); other than for Liquefied Petroleum Gas (LPG)	258 432	1 246 856	435 955	1 949 737
73110029	Seamless steel cylinders; other than those of HS 73110021 - 73110027	205 832	1 429 987	866 403	5 379 425
73110091	Containers for compressed or liquefied gas, of iron or steel; other than seamless steel cylinders; of a capacity not exceeding 7.3 l	3	25 956	152	50 988
73110092	Containers for compressed or liquefied gas, of iron or steel; other than seamless steel cylinders; of a capacity more than 7.3 l but less than 30 l	251	397	11 274	17 235
73110094	Containers for compressed or liquefied gas, of iron or steel; other than seamless steel cylinders; of a capacity of 30 l or more, but less than 110 l	0	7 235	0	44 531
73110099	Containers for compressed or liquefied gas, of iron or steel; other than seamless steel cylinders; of a capacity of 110 l or more	415 840	1 314 034	1 302 991	6 976 161
73121010	Stranded wire, ropes and cables, of iron or steel, not electrically insulated; locked coils, flattened strands and non-rotating wire ropes	137 127	604 737	297 819	1 914 587
73121020	Stranded wire, ropes and cables, of iron or steel, not electrically insulated; plated or coated with brass and of a diameter not exceeding 3 mm	2 136 586	5 449 245	4 000 007	10 700 392
73121030	Stranded wire, ropes and cables, of iron or steel, not electrically insulated; plated or coated with aluminium	87 667	87 667	154 948	154 948
73121091	Stranded wire, ropes and cables, of iron or steel, not electrically insulated; other than subheading 731210; stranded steel wire for prestressing concrete	60 750	816 159	314 730	3 901 023
73121099	Stranded wire, ropes and cables, of iron or steel, not electrically insulated; other than subheading 731210; other than stranded steel wire for prestressing concrete	1 285 163	9 444 054	3 173 452	20 685 678
73129000	Plaited bands, slings and the like, of iron or steel, not electrically insulated	72 190	726 395	362 933	2 366 143
73130000	Barbed wire of iron or steel; twisted hoop or single flat wire, barbed or not, and loosely twisted double wire, of a kind used for fencing, of iron or steel	18 255	152 493	16 667	191 833
73141200	Woven cloth; endless bands for machinery, of stainless steel	5 937	15 401	121 435	389 893
73141400	Other woven cloth, of stainless steel	234 094	511 272	422 533	1 850 221
73141910	Woven cloth; endless bands for machinery other than of stainless steel	231	6 930	1 643	32 483
73141990	Other woven cloth, other than of stainless steel	17 872	223 885	147 800	847 889
73142000	Grill, netting and fencing cloth, welded at the intersection, of wire with a maximum cross-sectional dimension of 3 mm or more and having a mesh size of 100 cm2 or more	282 198	1 270 371	341 687	2 833 286
73143100	Other grill, netting and fencing cloth of iron or steel wire, welded at the intersection; plated or coated with zinc	591 988	2 008 591	722 878	2 330 432
73143900	Other grill, netting and fencing cloth of iron or steel wire, welded at the intersection; other than plated or coated with zinc	279 365	1 735 586	286 242	1 700 488
73144100	Other cloth, grill, netting and fencing of iron or steel wire; plated or coated with zinc	239 743	1 642 480	1 076 304	2 789 728

https://www.bps.go.id

I.3. IMPOR MENURUT KOMODITI / IMPORT BY HS COMMODITY
*** APRIL/*APRIL 2022* ***

H S	Uraian Komoditi/*Commodity Description*	Berat bersih/*Net weight* (Kg)		Nilai/*Value CIF* (US$)	
		Bulan ini *Current month*	Kumulatif *Cum. Jan. to date*	Bulan ini *Current month*	Kumulatif *Cum. Jan. to date*
73144200	Other cloth, grill, netting and fencing of iron or steel wire; coated with plastics	39 931	92 430	56 743	135 006
73144900	Other cloth, grill, netting and fencing of iron or steel wire; other than plated or coated with zinc; other than coated with plastic	341 908	774 439	443 743	1 241 220
73145000	Expanded metal of iron or steel	135 204	689 293	168 022	775 586
73151110	Articulated link chain and parts thereof; bicycle or motorcycle roller chain of iron or steel	1 135 458	5 368 248	2 162 805	12 257 136
73151191	Articulated link chain and parts thereof; transmission type roller chain, of a pitch length of not less than 6 mm and not more than 32 mm of iron or steel	135 560	499 346	600 457	2 084 010
73151199	Articulated link chain and parts thereof; transmission type roller chain, of a pitch length more than 32 mm of iron or steel	670 094	3 188 898	2 922 767	13 593 850
73151210	Articulated link chain and parts thereof; bicycle or motorcycle non roller chain of iron or steel	65 844	233 882	419 890	1 596 895
73151290	Articulated link chain and parts thereof; other than bicycle or motorcycle non roller chain of iron or steel	177 743	658 687	1 079 559	4 043 134
73151910	Articulated link chain and parts thereof; parts of bicycle or motorcycle chain	90 825	259 732	255 099	919 770
73151990	Articulated link chain and parts thereof; parts of other than bicycle or motorcycle chain	79 036	336 964	776 075	3 456 134
73152000	Skid chain of iron or steel	0	10 687	0	18 278
73158100	Stud-link chain of iron or steel	104 195	1 303 424	156 143	1 801 036
73158200	Chain of iron or steel; other than articulated link chain; other than stud-link chain; welded link	461 583	2 414 216	581 580	2 902 110
73158910	Chain of iron or steel; other than articulated link chain; other than in subheading of 731581 and 731582; bicycles or motorcycle chain	2 949	29 707	46 521	271 230
73158990	Chain of iron or steel; other than articulated link chain; other than in subheading of 731581 and 731582; other than bicycles or motorcycle chain	73 710	270 093	237 861	1 087 737
73159090	Parts of chain of iron or steel; other than parts of bicycle or motorcycle chain	76 063	379 530	265 769	1 668 062
73160000	Anchors, grapnels and parts thereof, of iron or steel	76 944	639 490	118 141	1 120 849
73170010	Wire nails of iron or steel	1 580 484	6 293 487	1 648 953	6 470 650
73170020	Staples of iron or steel	454	3 591	6 208	19 099
73170030	Dog spikes for rail sleepers; gang nails, of iron or steel	5 400	36 723	10 857	112 670
73170090	Nails, tacks, drawing pins, corrugated nails, staples & similar articles, of iron/ steel, whether/ not with heads of other material; other than wires nails, staples, dog spikes for sleepes, gang nails	179 041	458 111	208 695	763 945
73181100	Threaded articles; coach screws	2 869	5 171	30 128	89 581
73181210	Threaded articles; other wood screws having a shank of an external diameter not exceeding 16 mm	9 770	27 987	54 183	131 167
73181290	Threaded articles; other wood screws having a shank of an external diameter exceeding 16 mm	7 411	31 620	73 748	348 156
73181300	Threaded articles; screw hooks and screw rings	13 892	54 890	99 269	419 379
73181410	Threaded articles; self-tapping screws, having a shank of an external diameter not exceeding 16 mm	1 156 036	5 269 319	2 168 513	9 817 735
73181490	Threaded articles; self-tapping screws, having a shank of an external diameter exceeding 16 mm	113 315	255 717	304 902	1 304 087
73181510	Threaded articles; other screws and bolts, whether or not with their nuts or washers, having a shank of an external diameter not exceeding 16 mm	1 560 964	7 331 132	9 642 098	42 644 782
73181590	Threaded articles; other screws and bolts, whether or not with their nuts or washers, having a shank of an external diameter exceeding 16 mm	2 024 892	9 374 848	12 478 818	50 323 562
73181610	Threaded articles; nuts, whether or not with their nuts or washers, having a shank of an external diameter not exceeding 16 mm	667 517	2 997 220	3 214 053	15 005 038
73181690	Threaded articles; nuts, whether or not with their nuts or washers, having a shank of an external diameter exceeding 16 mm	642 013	2 690 275	3 929 868	17 474 406
73181910	Threaded articles; having a shank of an external diameter not exceeding 16 mm; other than those of subheading 731811 - 731816	150 110	455 623	547 831	2 056 820

https://www.bps.go.id

I.3. IMPOR MENURUT KOMODITI / IMPORT BY HS COMMODITY
***** APRIL/*APRIL 2022* *****

H S	Uraian Komoditi/*Commodity Description*	Berat bersih/*Net weight* (Kg)		Nilai/*Value CIF* (US$)	
		Bulan ini *Current month*	Kumulatif *Cum. Jan. to date*	Bulan ini *Current month*	Kumulatif *Cum. Jan. to date*
73181990	Threaded articles; having a shank of an external diameter exceeding 16 mm; other than those of subheading 731811 - 731816	105 998	867 361	1 026 119	5 200 652
73182100	Non-threaded articles; spring washers and other lock washers	56 085	221 752	629 140	2 403 663
73182200	Non-threaded articles; other washers	366 511	1 425 858	3 473 728	14 441 659
73182310	Non-threaded articles; rivets having an external diameter not exceeding 16 mm	35 400	156 970	262 647	1 197 566
73182390	Non-threaded articles; rivets having an external diameter exceeding 16 mm	11 407	65 567	159 954	630 323
73182400	Non-threaded articles; cotters and cotter-pin	223 626	945 334	2 709 430	9 877 025
73182910	Non-threaded articles; having a shank of an external diameter not exceeding 16 mm; other than those of subheading 731821 - 731824	82 111	348 810	1 365 864	5 790 125
73182990	Non-threaded articles; having a shank of an external diameter exceeding 16 mm; other than those of subheading 731821 - 731824	531 898	2 259 167	3 628 853	15 501 533
73194010	Safety pins	94 164	253 344	1 205 123	3 886 565
73194020	Other pins	136 817	573 886	2 165 190	9 318 084
73199010	Sewing, darning or embroidery needles	11 453	64 802	70 561	311 355
73199090	Other sewing needles, knitting needles, bodkins, crochet hooks, embroidery stilettos and similar articles, for use in the hand, of iron or steel; safety pins and other pins of iron or steel, NEC	101 701	334 641	385 026	1 614 438
73201011	Leaf-springs and leaves; suitable for use on motor vehicles of heading 8702, 8703 or 8704	168 879	701 963	1 104 405	2 657 824
73201012	Leaf-springs and leaves; suitable for use on other motor vehicles	138	16 742	12 080	75 689
73201019	Springs and leaves for springs suitable for use on machinery of heading 8429 or 8430	167	3 529	3 440	64 460
73201090	Other leaf-springs and leaves	35 719	93 997	400 927	988 396
73202011	Helical springs for motor vehicles	74 942	352 554	1 070 130	4 964 442
73202012	Helical springs for eart-moving machinery	11 834	139 347	287 897	1 388 299
73202019	Helical springs; suitable for use on motor vehicles or machinery of heading 8429 or 8430; other than for motor vehicles or eart-moving machinery	95 097	424 085	696 468	2 892 468
73202090	Helical springs; not suitable for use on motor vehicles or machinery of heading 8429 or 8430	131 843	424 723	1 328 779	4 940 607
73209010	Other springs and leaves for springs, of iron or steel; suitable for use on motor vehicles	46 734	143 589	386 722	1 430 914
73209090	Other springs and leaves for springs, of iron or steel; not suitable for use on motor vehicles	48 928	193 834	841 731	3 017 115
73211100	Cooking appliances and plate warmers; for gas fuel or for both gas and other fuels	67 244	302 943	331 960	1 712 724
73211200	Cooking appliances and plate warmers; for liquid fuel	0	34	0	1 109
73211910	Cooking appliances and plate warmers; for solid fuel	2 489	32 192	14 152	162 960
73211990	Cooking appliances and plate warmers; other than for gas/gas and both gas & other/liquid/solid fuel	25	91	1 043	1 674
73218100	Other appliances; for gas fuel or for both gas and other fuels	64 011	84 523	198 660	252 036
73218200	Other appliances; for gas liquid fuel	5	6 519	15	33 501
73218900	Other appliances; other than for gas fuel or for both gas and other fuels/liquid fuel; including appliances for solid fuel	7 431	8 834	52 758	64 957
73219010	Parts of kerosene stoves	41 855	83 086	53 816	111 547
73219021	Parts of cooking appliances and plate warmers using gas fuel; burner; components made by stamping or pressing processes	72 417	72 417	202 904	202 904
73219029	Parts Of cooking appliances and plate warmers using gas fuel; other than burner; components made by stamping or pressing processes	1 360 539	3 468 750	4 285 795	10 148 077
73219090	Other parts of stoves, ranges, grates, cookers, barbecues, braziers, gas-rings, plate warmers & similar non-electric domestic appliances, of iron/steel	31 749	142 319	82 181	667 720
73221100	Radiators and parts thereof; of cast iron	0	202	0	9 515
73221900	Radiators and parts thereof; other than cast iron	22 075	59 464	266 403	890 572

https://www.bps.go.id

I.3. IMPOR MENURUT KOMODITI / IMPORT BY HS COMMODITY
***** APRIL/*APRIL 2022* *****

H S	Uraian Komoditi/*Commodity Description*	Berat bersih/*Net weight* (Kg)		Nilai/*Value CIF* (US$)	
		Bulan ini *Current month*	Kumulatif *Cum. Jan. to date*	Bulan ini *Current month*	Kumulatif *Cum. Jan. to date*
73229000	Air heaters & hot air distributors (incl distributors which can also distribute fresh/conditioned air), not electrically heated, incorporating a motor-driven fan/blower, & parts thereof, of iron/steel	6 922	57 182	56 940	480 291
73231000	Iron or steel wool; pot scourers and scouring or polishing pads, gloves and the like	123 563	379 625	287 620	1 091 085
73239110	Kitchenware and parts thereof; of cast iron, not enamelled	94 557	133 884	150 986	313 377
73239120	Ashtrays and parts thereof; of cast iron, not enamelled	89	90	165	213
73239190	Household articles other than kitchenware and ashtrays and parts thereof; of cast iron, not enamelled	45 001	122 996	92 947	345 097
73239200	Household articles and parts thereof; of cast iron, enamelled	73 451	268 595	230 266	714 126
73239310	Kitchenware and parts thereof; of stainles steel	1 199 944	4 174 074	2 980 591	9 690 726
73239320	Ashtrays and parts thereof; of stainles steel	15 275	61 545	19 907	88 597
73239390	Household articles other than kitchenware and ashtrays and parts thereof; of stainless steel	563 748	1 370 573	1 499 662	3 906 488
73239400	Household articles and parts thereof; of iron (other than cast iron) or steel, enamelled	411 265	1 849 090	507 381	2 489 387
73239910	Kitchenware; of iron other than stainless steel and cast iron	494 308	1 682 824	922 203	2 905 491
73239920	Ashtray; of iron other than stainless steel and cast iron	260	1 158	297	2 353
73239990	Tableware, kitchenware or other household articles and parts thereof; of iron other than stainless steel and cast iron	326 928	1 180 567	779 300	2 469 094
73241010	Kitchen sinks; of stainless steel	795 900	2 157 737	2 469 189	7 605 608
73241090	Wash basins; of stainless steel	3 397	17 503	11 860	58 906
73242110	Bathtubs having rectangular or oblong interior shape; of cast iron, whether or not enamelled	1 855	5 197	21 395	52 510
73242190	Bathtubs having other than rectangular or oblong interior shape; of cast iron, whether or not enamelled	602	6 095	4 288	44 990
73242910	Bathtubs having rectangular or oblong interior shape; other than of cast iron, whether or not enamelled	18 796	36 223	80 783	159 846
73242990	Bathtubs having other than rectangular or oblong interior shape; of not cast iron, whether or not enamelled	14 278	47 078	33 643	102 141
73249010	Flushing water closets or urinals (fixed type)	677	3 942	22 307	56 280
73249091	Parts of kitchen sinks or bathtubs	29 042	82 723	97 827	319 167
73249093	Parts of flushing water closets or urinals (fixed type)	877	2 410	4 269	17 711
73249099	Other sanitary ware and parts thereof; of iron or steel other than sinks and wash basins, baths, flushing water closets (fixed type)	170 210	739 512	719 535	3 319 718
73251020	Manhole covers, gratings and frames therefor; of non-malleable cast iron	12 389	111 635	42 658	387 290
73251030	Spouts and cups for latex collection; of non-malleable cast iron	5	7	284	321
73251090	Other cast articles of iron or steel; of non-malleable iron other than manhole covers, gratings, frames therefor, spouts and cups for latex collection	592 337	2 166 662	1 698 335	4 763 388
73259100	Grinding balls and similar articles for mills; of malleable cast iron	754 800	4 566 669	887 028	5 724 716
73259920	Manhole covers, gratings and frames therefor; of non-malleable cast iron	154 844	1 286 673	262 448	1 601 384
73259990	Manhole covers, gratings and frames therefor; of malleable cast iron	651 989	3 354 014	2 285 182	10 965 696
73261100	Grinding balls and similar articles for mills forged or stamped, but not further worked	1 538 838	2 861 399	1 984 446	3 337 307
73261900	Other articles of iron or steel, other than grinding balls and similar articles for mills, forged or stamped but not further worked	751 673	2 656 176	1 989 366	8 483 154
73262050	Poultry cages and the like; of iron or steel wire	345 088	1 857 579	647 961	4 087 191
73262060	Rat traps; of iron or steel wire	796	12 799	3 272	26 807
73262070	Wire mesh curtain and blinds; of iron or steel wire	2 550	2 550	25 717	25 717
73262090	Articles of iron or steel wire other than poultry cages and the like or rat traps or wire mesh curtain and blinds	186 322	1 113 251	920 534	4 335 283
73269010	Ships' rudders; of iron or steel	1 972	10 710	96 273	381 005
73269020	Spouts and cups for latex collection; of iron or steel	1 811	3 258	22 677	33 975
73269030	Stainless steel clamp assemblies with rubber sleeves of a kind used for hubless cast iron pipes and pipe fittings; of iron or steel	273 695	1 036 156	2 210 082	8 159 138
73269060	Bunsen burners ; of iron or steel	8 545	26 532	15 831	279 481
73269070	Horseshoes; riding boot spurs; of iron or steel	3 880	18 172	15 018	77 315

https://www.bps.go.id

I.3. IMPOR MENURUT KOMODITI / IMPORT BY HS COMMODITY
*** APRIL/*APRIL 2022* ***

H S	Uraian Komoditi/*Commodity Description*	Berat bersih/*Net weight* (Kg)		Nilai/*Value CIF* (US$)	
		Bulan ini *Current month*	Kumulatif *Cum. Jan. to date*	Bulan ini *Current month*	Kumulatif *Cum. Jan. to date*
73269091	Cigarette cases and boxes; of iron or steel	18 660	59 242	191 245	672 473
73269099	Other articles of iron or steel, n.e.c. in heading 7326	2 706 479	12 979 752	13 325 971	52 188 790
74010010	Copper mattes	0	84	0	1 175
74020090	Copper anodes for electrolytic refining; of unrefined copper	101	40 893	5 718	276 476
74031100	Cathodes and sections of cathodes; of refined copper	5 437 768	24 269 532	55 897 846	242 395 234
74031200	Wire-bars; of refined copper	17	86	420	2 507
74031900	Copper alloys; unwrought	8 027	31 988	162 651	382 547
74032100	Copper-zinc base alloys (brass)	560 528	1 310 879	5 604 467	12 955 433
74032200	Copper-tin base alloys (bronze)	80 351	363 716	853 302	3 866 529
74032900	Copper alloys; other than brass or bronze or master alloys of heading 7405	301	6 481	29 433	230 147
74040000	Copper waste and scrap	408 267	584 748	3 424 494	4 691 835
74050000	Master alloys of copper	9 022	19 587	128 809	496 644
74061000	Copper powders; of non-lamellar structure	27 790	109 984	360 774	1 557 329
74062000	Copper flakes; of lamellar structure	289 045	830 136	253 364	838 355
74071030	Profiles; of refined copper	6 001	33 123	107 853	415 841
74071041	Bars and rods, square or rectangular cross-section; of refined copper	119 146	119 146	1 248 634	1 248 634
74071049	Bars and rods other than square or rectangular cross-section; of refined copper	286 038	1 946 826	2 870 481	19 326 718
74072100	Bars, rods and profiles, of copper-zinc base alloys (brass)	156 555	529 739	1 258 080	4 122 600
74072900	Bars, rods and profiles, of copper alloys other than copper-zinc base alloys (brass)	32 401	132 483	462 138	2 193 121
74081120	Copper wire which the maximum cross-sectional dimension does not exceed 8 mm; of refined copper	983 757	3 806 060	10 317 660	38 953 567
74081130	Copper wire which the maximum cross-sectional dimension exceed 8 mm but not exceed 14 mm; of refined copper	78 073	78 073	976 659	976 659
74081190	Copper wire which the maximum cross-sectional dimension does exceed 14 mm; of refined copper	21 412	99 404	154 785	706 409
74081910	Copper wire plated or coated with gold or silver; of refined copper	13 533	13 533	277 625	277 625
74081990	Copper wire of refined copper of which the maximum cross-sectional dimension ≤ 6 mm other than plated or coated with gold or silver	173 142	1 092 400	1 758 830	8 428 786
74082100	Copper wire of copper-zinc base alloys (brass); of cooper alloys	30 007	121 355	316 467	1 341 132
74082200	Copper wire of copper-nickel base alloys (cupro-nickel)/copper-nickel-zinc base alloys (nickel silver); of cooper alloys	956	22 248	17 157	344 171
74082910	Copper wire of copper-tin base alloys (brass); of cooper alloys	985	985	17 688	17 688
74082990	Copper wire of cooper alloys other than brass or cupro-nickle or nickle-silver or bronze	2 046 194	4 864 147	3 462 562	9 144 352
74091100	Copper plates, sheets and strip of a thickness exceeding 0.15 mm; of refined copper, in coils	273 495	1 418 929	3 335 930	17 224 416
74091900	Copper plates, sheets and strip of a thickness exceeding 0.15 mm; of refined copper, not in coils	200 683	974 511	1 431 012	7 066 652
74092100	Copper plates, sheets and strip of a thickness exceeding 0.15 mm; of copper-zinc base alloys (brass), in coils	742 727	2 695 270	7 458 746	25 901 683
74092900	Copper plates, sheets and strip of a thickness exceeding 0.15 mm; of copper-zinc base alloys (brass), not in coils	313 729	995 783	1 789 445	6 632 518
74093100	Copper plates, sheets and strip of a thickness exceeding 0.15 mm; of copper-tin base alloys (bronze), in coils	68 678	322 015	1 007 654	4 645 164
74093900	Copper plates, sheets and strip of a thickness exceeding 0.15 mm; of copper-tin base alloys (bronze), not in coils	20 396	110 628	97 402	1 081 355
74094000	Copper plates, sheets and strip of a thickness exceeding 0.15mm; of copper-nickel base alloys (cupro-nickel) or copper-nickel-zinc base alloys (nickel silver)	7 862	27 860	359 112	1 072 148
74099000	Copper plates, sheets and strip, of a thickness exceeding 0.15mm; of copper alloys	74 244	239 902	1 791 081	6 074 028
74101110	Copper clad laminate for manufacturing printed circuit boards of a thickness (excluding any backing) not exceeding 015 mm; of refined copper, not backed	306 114	929 261	1 641 384	5 839 865
74101190	Copper clad laminate for manufacturing printed circuit boards of a thickness (excluding any backing) exceeding 015 mm; of refined copper, not backed	40 658	483 856	767 881	6 654 005

https://www.bps.go.id

I.3. IMPOR MENURUT KOMODITI / IMPORT BY HS COMMODITY
***** APRIL/*APRIL 2022* *****

H S	Uraian Komoditi/*Commodity Description*	Berat bersih/*Net weight* (Kg)		Nilai/*Value CIF* (US$)	
		Bulan ini *Current month*	Kumulatif *Cum. Jan. to date*	Bulan ini *Current month*	Kumulatif *Cum. Jan. to date*
74101200	Copper foil (whether or not printed) not backed with paper, paperboard, plastics or similar backing materials), of a thickness (excluding any backing) not exceeding 015 mm; of copper alloys	21 712	91 012	217 005	891 888
74102100	Copper foil (whether or not printed or backed with paper, paperboard, plastics or similar backing materials), of a thickness (excluding any backing) not exceeding 015 mm; of refined copper	31 944	52 212	547 223	796 252
74102200	Copper foil (whether or not printed or backed with paper, paperboard, plastics or similar backing materials), of a thickness (excluding any backing) not exceeding 015 mm; of copper alloys, backed	271	906	12 307	27 766
74111000	Copper tubes and pipes; of refined copper	1 029 320	3 292 837	10 882 673	33 536 881
74112100	Copper tubes and pipes of copper alloys; of copper-zinc base alloys (brass)	165 370	648 661	1 479 043	5 528 990
74112200	Copper tubes and pipes; of copper alloys of copper-nickel base alloys (cupro-nickel) or copper-nickel- zinc base alloys (nickel-silver)	1 515	9 227	41 422	212 411
74112900	Copper tubes and pipes; of copper alloys of other than copper-zinc, copper-nickel base alloys (cupro-nickel) or copper-nickel-zinc base alloys (nickel-silver))	99 067	357 196	643 716	2 398 213
74121000	Copper tube or pipe fittings; of refined copper	26 036	79 202	185 033	672 065
74122020	Hose fittings, copper tube or pipe fittings; of copper alloys	6 850	25 326	80 867	311 574
74122091	Tube or pipe fittings of copper-zinc base alloys (brass), other than hose fittings	23 686	93 144	241 420	1 429 812
74122099	Tube or pipe fittings other than of copper-zinc base alloys (brass), other than hose fittings	186 821	591 316	943 128	3 686 164
74130011	Cables; of copper not electrically insulated of a diameter not exceeding 2828 mm	5 183	5 183	80 315	80 315
74130019	Stranded wire, plaited bands and the like; of copper not electrically insulated Of a diameter not exceeding 2828 mm	605	17 401	6 783	226 986
74130091	Cables; of copper electrically insulated of a diameter exceeding 2828 mm	2 096	2 096	39 536	39 536
74130099	Stranded wire, plaited bands and the like; of copper electrically insulated of a diameter exceeding 2828 mm	88 314	428 499	499 214	3 462 446
74151010	Nails (other than those of heading 8305); of copper or of iron or steel with heads of copper	7 598	133 087	43 645	338 100
74151020	Staples (other than those of heading 8305); of copper or of iron or steel with heads of copper	2 071	61 366	3 192	74 706
74151090	Tacks, drawing pins (other than those of heading 8305); of copper or of iron or of steel with heads of copper	12 184	62 581	169 885	588 498
74152100	Washers (including spring washers) not threaded (other than those of heading 8305); of cooper	94 906	392 300	411 753	1 552 141
74152900	Rivets, cotters, cotter-pins and similar articles, not threaded (other than those of heading 8305); of cooper	26 930	124 215	823 297	3 466 463
74153310	Screws threaded (other than those of heading 8305); of copper	111 409	1 008 706	537 810	2 781 115
74153320	Bolts and nuts threaded (other than those of heading 8305); of copper	230 482	1 204 071	1 727 943	8 468 477
74153900	Other threaded articles (other than those of heading 8305 and 7514); of copper	75 785	294 873	646 539	2 277 325
74181010	Pot scourers and scouring or polishing pads, gloves and the like; of copper	350	4 382	14 794	53 973
74181030	Cooking or heating apparatus of a kind used for household purposes, non-electric and parts thereof; of copper	12 516	24 286	66 224	135 028
74181090	Other household articels and parts thereof; of copper	9 689	47 895	33 326	180 671
74182000	Sanitary ware and parts thereof; of copper	61 568	359 671	582 612	4 439 981
74192010	Chain and parts thereof, cast, moulded, stamped or forged, but not further worked; of copper	5 897	61 149	16 037	296 106
74192020	Reservoirs, tanks, vats and similar containers not fitted with mechanical or thermal equipment, cast, moulded, stamped or forged, but not further worked; of copper	20 002	21 096	210 497	219 410
74192090	Articles of copper oth than chain & parts thereof or reservoirs or tanks or vats & similar containers not fitted with mechanical/thermal equipment; cast/moulded/stamped/forged, but not further worked	9 469	48 203	50 637	276 537

https://www.bps.go.id

I.3. IMPOR MENURUT KOMODITI / IMPORT BY HS COMMODITY
***** APRIL/*APRIL 2022* *****

H S	Uraian Komoditi/*Commodity Description*	Berat bersih/*Net weight* (Kg)		Nilai/*Value CIF* (US$)	
		Bulan ini *Current month*	Kumulatif *Cum. Jan. to date*	Bulan ini *Current month*	Kumulatif *Cum. Jan. to date*
74198010	Chain and parts thereof of copper; other than cast, moulded, stamped or forged, but not further worked	85	85	2 183	2 183
74198021	Endless belt for machinery; of copper wire	5 989	51 970	105 801	615 403
74198029	Grill and netting; of copper wire	22 447	53 295	382 252	862 246
74198030	Springs of copper	19 066	93 722	493 404	2 603 707
74198040	Cigarette cases or boxes; of expanded metal of copper	14	89	1 791	4 828
74198050	Cooking or heating apparatus, other than of a kind used for domestic purposes, and parts thereof; of expanded metal of copper	0	246	0	2 719
74198060	Articles specially designed for use during religious rites; of expanded metal of copper	7	14 798	56	16 281
74198070	Electroplating anodes; capacity measures (other than for domestic use); of expanded metal of copper	259 466	448 287	3 989 659	6 007 574
74198080	Reservoirs, tanks, vats and similar containers not fitted with mechanical or thermal equipment of a capacity of 300 l or less; of expanded metal of copper	79	159	2 407	6 235
74198090	Other articles of copper n.e.c. of heading 7419	38 593	147 425	657 631	2 900 416
75012000	Nickel oxide sinters and other intermediate products; of nickel metallurgy	6	6	504	504
75021000	Unwrought nickel, not alloyed	80 849	220 799	1 848 881	5 102 549
75022000	Unwrought nickel, alloyed	829	1 878	26 360	47 591
75040000	Nickel powders and flakes	3 800	15 178	139 094	597 476
75051100	Bars, rods and profiles; of nickel not alloyed	314	17 917	4 134	186 660
75051200	Bars, rods and profiles; of nickel alloyed	4 984	25 429	147 285	653 033
75052100	Wire; of nickel not alloys	4 131	21 743	153 283	682 068
75052200	Wire; of nickel alloys	12 273	115 988	355 605	3 262 790
75061000	Plates, sheets, strip and foil; of nickel not alloyed	3 327	8 867	163 391	298 228
75062000	Plates, sheets, strip and foil; of nickel alloyed	32 313	95 350	998 502	2 655 225
75071100	Tubes and pipes; of nickel not alloyed	0	1 940	0	73 156
75071200	Tubes and pipes; of nickel alloyed	28 488	518 899	637 727	11 142 945
75072000	Tube or pipe fittings; of nickel	1 785	130 670	31 859	480 486
75081000	Cloth, grill and netting; of nickel wire	436	5 040	44 627	395 569
75089030	Bolts and nuts; of nickel	412	3 336	22 917	66 242
75089050	Electroplating anodes, including those produced by electrolysis; of nickel	47	2 474	13 037	173 038
75089090	Other articles of nickel	30 289	115 694	768 981	2 824 270
76011000	Unwrought aluminium, not alloyed	3 399 867	24 634 777	11 873 483	78 532 598
76012000	Unwrought aluminium, alloyed	15 653 586	63 347 404	52 064 697	200 223 679
76020000	Aluminium waste and scrap	10 397 326	48 555 893	21 666 489	99 511 336
76031000	Aluminium powders; of non-lamellar structure	28 393	112 888	137 089	518 114
76032010	Aluminium Flakes	306	16 856	4 175	71 835
76032020	Aluminium powders; of lamellar structure	662	54 656	18 383	280 817
76041010	Bars and rods; of aluminium not alloyed	125 444	659 402	664 288	3 063 070
76041090	Profiles of aluminium not alloyed	471 608	676 941	1 384 019	4 053 032
76042110	Hollow profiles of a kind suitable for making cooling coils of motor vehicle air conditioning machines; of aluminium alloys	10 824	90 985	78 661	622 584
76042120	Aluminium spacers for doors and windows; of aluminium alloys	2 753	57 475	17 226	312 569
76042190	Other hollow profiles of aluminium alloys	213 895	1 533 920	1 059 069	7 655 079
76042910	Extruded bars and rods; of aluminium alloys	43 330	375 148	467 776	1 597 944
76042930	Y-shaped profiles for zip fasteners, in coils; of aluminium alloys	1 904	5 402	31 370	105 246
76042990	Other extruded bars, rods and profiles; of non aluminium alloys	620 941	2 803 870	1 958 738	7 921 452
76051100	Aluminium wire of which the maximum cross-sectional dimension exceeds 7 mm; of aluminium not alloyed	719 838	1 297 895	2 619 388	4 583 379
76051910	Aluminium wire of a diameter not exceeding 00508 mm; of aluminium not alloyed	0	6	0	94
76051990	Other aluminium wire of aluminium not alloyed	85 113	595 967	356 709	2 651 121
76052100	Aluminium wire of which the maximum cross-sectional dimension exceeds 7 mm; of aluminium alloyed	109 536	175 271	595 266	875 052
76052910	Aluminium wire of a diameter not exceeding 0254 mm; of aluminium alloyed	35 075	167 147	137 546	688 736
76052990	Other aluminium wire; of aluminium alloyed	107 091	545 041	430 272	2 716 375
76061110	Aluminium plates, sheets and strip, of a thickness exceeding 0.2 mm; rectangular (including square) plain or figured by rolling or pressing, not otherwise surface treated; of aluminium not alloyed	10 389	384 703	1 035 963	4 847 180

https://www.bps.go.id

I.3. IMPOR MENURUT KOMODITI / IMPORT BY HS COMMODITY
***** APRIL/*APRIL 2022* *****

H S	Uraian Komoditi/*Commodity Description*	Berat bersih/*Net weight* (Kg)		Nilai/*Value CIF* (US$)	
		Bulan ini *Current month*	Kumulatif *Cum. Jan. to date*	Bulan ini *Current month*	Kumulatif *Cum. Jan. to date*
76061190	Aluminium plates, sheets and strip, of a thickness not exceeding 0.2 mm; rectangular (including square) plain or figured by rolling or pressing, not otherwise surface treated; of aluminium not alloyed	2 025 650	5 565 955	4 690 010	15 678 893
76061220	Aluminium plates, not sensitised, of a kind used in the printing industry; of aluminium alloys, of a thickness exceeding 02 mm	51 637	213 332	180 558	781 222
76061232	Aluminium sheets for making can stock (including end stock and tab stock), in coils; of aluminium alloys, of a thickness exceeding 02 mm	946 530	9 238 288	3 870 435	37 166 110
76061233	Aluminium sheet, 5082 or 5182, exceeding 1 m in width in coils; of aluminium alloy, of a thickness exceeding 02 mm	12	44 028	639	232 687
76061234	Aluminium sheet, litho grade sheet alloy HA 1052 hardness temper H19 and alloy HA 1050 hardness temper H18; of aluminium alloys, of a thickness exceeding 02 mm	381 943	975 633	566 687	1 525 142
76061235	Rectangular aluminium sheet of alloys, surface worked, of a thickness exceeding 0.2 mm	209 288	968 683	900 595	3 934 771
76061239	Rectangular aluminium sheet of alloys, not surface worked, of a thickness exceeding 0.2 mm	1 373 150	5 815 772	6 696 776	26 013 368
76061290	Rectangular aluminium strip of alloys, of a thickness exceeding 0.2 mm	4 719 596	14 708 437	11 519 756	35 799 742
76069100	Aluminium plates, sheets and strip, thickness exceeding 0.2mm, not rectangular, not alloyed	412 539	1 973 534	1 687 759	7 386 712
76069200	Aluminium plates, sheets and strip, thickness exceeding 0.2mm, not rectangular, of aluminium alloys	377 150	2 131 363	1 548 134	9 183 969
76071100	Aluminium foil rolled but not further worked of a thickness (excluding any backing) not exceeding 02 mmnn, not backed	4 698 036	19 277 603	22 421 320	89 501 785
76071900	Aluminium foil rolled but not further worked of a thickness (excluding any backing) exceeding 02 mmnn, not backed	807 895	3 502 014	9 130 017	43 515 278
76072010	Aluminium foil for thermal insulation, backed	24 300	260 944	246 558	1 213 346
76072091	Aluminium foil printed with patterns, or in gold or silver colour, backed	92 801	92 801	988 571	988 571
76072099	Aluminium foil not for thermal insulation, backed	816 529	4 598 382	4 828 012	24 349 101
76081000	Aluminium tubes and pipes; of aluminium, not alloyed	34 507	155 140	224 792	985 930
76082000	Aluminium tubes and pipes; of aluminium, alloys	490 779	1 964 299	2 865 990	11 306 230
76090000	Aluminium tube or pipe fittings (for example, couplings, elbows, sleeves)	96 398	500 479	1 903 757	9 271 907
76101010	Aluminium structure for doors & their frames & thresholds for doors	226 529	963 924	787 644	3 410 944
76101090	Aluminium structure for windows & their frames & thresholds for windows	424 400	1 087 664	1 508 718	4 304 776
76109030	Aluminium structure for internal or external floating roofs for petroleum storage tanks	8 318	50 320	33 030	247 818
76109091	Aluminium structure for Bridges and bridge-sections; towers or lattice masts	555	45 574	3 938	120 613
76109099	Other aluminium plates, rods, profiles, tubes and the like, prepared for use in structures	922 243	4 407 769	2 911 679	14 289 062
76110000	Aluminium reservoirs,tanks,vats&similar containers,for any material oth than compressed/liquefied gas, of a capacity>300 l, whether/not lined/ heat- insulated, not fitted wh mechanical/thermal equip	2 667	16 198	8 953	65 988
76121000	Aluminium collapsible tubular containers	74 869	177 613	1 151 043	2 557 769
76129010	Aluminium seamless containers of a kind suitable for fresh milk	10 604	13 176	112 310	132 883
76129090	Other aluminium casks, drums, cans, boxes and containersfor any material	239 372	732 819	2 048 387	5 861 555
76130000	Aluminium containers for compressed or liquefied gas	22 472	57 286	168 948	578 593
76141011	Cables with steel core of a diameter not exceeding 253 mm	967	14 293	2 204	56 666
76141012	Cables with steel core of a diameter exceeding 253 mm but not exceeding 2828 mm	0	101	0	221
76141019	Cables of aluminium not electrically insulated with steel core a diameter exceeding 28.28 mm	67 733	90 649	335 551	577 156
76141090	Stranded wire plaited bands and the like of aluminium not electrically insulated with steel core	115	18 333	1 285	86 782

https://www.bps.go.id

I.3. IMPOR MENURUT KOMODITI / IMPORT BY HS COMMODITY
***** APRIL/*APRIL 2022* *****

H S	Uraian Komoditi/*Commodity Description*	Berat bersih/*Net weight* (Kg)		Nilai/*Value CIF* (US$)	
		Bulan ini *Current month*	Kumulatif *Cum. Jan. to date*	Bulan ini *Current month*	Kumulatif *Cum. Jan. to date*
76149011	Cables of aluminium not electrically insulated, without steel core of diameter not exceeding 25.3 mm	0	200	0	3 064
76149019	Cables of aluminium not electrically insulated without steel core of a diameter exceeding 28.28 mm	657	5 742	15 897	106 274
76149090	Stranded wire plaited bands and the like of aluminium not electrically insulated without steel core	120 029	438 524	97 214	424 477
76151010	Pot scourers and scouring or polishing pads, gloves and the like; of aluminium	6 002	31 612	52 718	306 814
76151090	Tableware, kitchenware or Other household articles and parts thereof; of aluminium	897 788	3 356 414	3 871 454	15 918 513
76152090	Other sanitary ware and parts thereof; of aluminium	62 207	118 016	125 805	336 286
76161010	Nails (other than those of heading 8305); of aluminium	50 095	179 209	106 621	246 115
76161020	Staples (other than those of heading 8305), hooks, bolts and nuts; of aluminium	65 364	297 651	173 736	718 049
76161090	tacks, screws,screw hooks, rivets, cotters, cotter-pins, washers and similar articles :of aluminium	127 296	476 299	1 086 554	3 627 552
76169100	Cloth, grill, netting and fencing; of aluminium wire	29 033	829 247	31 960	862 603
76169920	Ferrules of a kind suitable for use in the manufacture of pencils; of aluminium	12 065	32 617	83 105	195 880
76169930	Aluminium Slugs, round, of such dimension that the thickness exceeds one-tenth of the diameter	140 004	908 586	574 358	3 466 059
76169940	Bobbins, spools, reels and similar supports for textile yarn; of aluminium	6 622	54 205	59 614	300 986
76169951	Venetian blinds of aluminium	102	1 960	13 211	79 666
76169959	Blinds other than venetian blinds of aluminium	46 766	170 269	234 278	916 390
76169970	Cigarette cases or boxes; of aluminium	633	910	1 188	1 617
76169980	Expanded metal; of aluminium	679 046	700 969	1 809 894	1 891 718
76169990	Other articles of aluminium	2 294 401	7 734 423	11 895 034	42 125 564
78011000	Unwrought refined lead	2 989 792	13 396 274	7 400 221	33 304 431
78019100	Unrefined lead containing by weight antimony as the principal other element	1 339 560	5 604 198	3 597 490	13 639 347
78019900	Unrefined lead containing by weight antimony not as the principal other elemen	64 151	288 800	167 957	781 092
78041110	Leed sheet, strip and foil of a thickness not exceeding 015 mm	500	500	6 893	6 893
78041190	Leed sheets, strip and foil of a thickness exceeding 015 mm	0	4 093	0	10 098
78041900	Lead plates	19	10 960	890	59 049
78042000	Leed powders and flakes	1 480	5 521	21 295	78 561
78060020	Leed bars, rods, profiles and wire	475	1 369	27 822	70 655
78060030	Leed tubes, pipes and tube or pipe fittings (for example, couplings, elbows, sleeves)	597	84 853	10 949	523 202
78060040	Lead wool; washers; electroplating anodes	2	2	122	122
78060090	Other articles of lead	7 275	38 018	33 477	388 517
79011100	Unwrought zinc, not alloyed containing by weight 9999 % or more of zinc	8 135 655	34 168 787	31 433 664	126 464 194
79011200	Unwrought zinc, not alloyed containing by weight less than 9999 % of zinc	931 695	3 068 674	3 562 954	11 451 943
79012000	Zinc alloys	1 193 588	7 159 852	4 921 760	27 540 265
79031000	Zinc dust	19 932	1 247 220	84 825	3 515 827
79039000	Zinc powders and flakes	324 448	1 394 838	1 558 362	4 892 908
79040000	Zinc bars, rods, profiles and wire	26 000	87 922	57 550	275 419
79050040	Zinc plates, sheets, strip and foil of a thickness not exceeding 015 mm	240	329	15 680	17 215
79050090	Zinc plates, sheets, strip and foil of a thickness exceeding 015 mm	222 997	1 136 285	566 305	1 267 528
79070030	Gutters, roof capping, skylight frames and other fabricated building components; of zinc	22 228	67 602	29 396	111 941
79070040	Tubes, pipes and tube or pipe fittings (for example couplings, elbows, sleeves); of zinc	11 715	30 769	21 787	115 181
79070091	Cigarette cases or boxes; ashtrays; of zinc	4 093	9 010	14 462	25 810
79070092	Other household articles; of zinc	22 825	51 419	139 525	251 307
79070093	Electroplating anodes; stencil plates; nails, tacks, nuts, bolts, screws, rivets and similar fastening; zinc calots for the manufacture of batteries of zinc	7 781	67 419	42 435	360 100
79070099	Other articles of zinc n.e.c. of subheading 7907	269 395	969 912	736 859	2 459 508

https://www.bps.go.id

I.3. IMPOR MENURUT KOMODITI / IMPORT BY HS COMMODITY
*** APRIL/*APRIL 2022* ***

H S	Uraian Komoditi/*Commodity Description*	Berat bersih/*Net weight* (Kg)		Nilai/*Value CIF* (US$)	
		Bulan ini *Current month*	Kumulatif *Cum. Jan. to date*	Bulan ini *Current month*	Kumulatif *Cum. Jan. to date*
80011000	Unwrought tin, not alloyed	49 956	58 820	2 130 285	2 547 822
80012000	Unwrought tin, alloyed	22 157	63 188	220 239	1 551 672
80030010	Tin bars and rods for soldering	6 457	48 949	364 847	2 298 909
80030090	Tin profiles and wire	18 541	56 923	960 361	2 993 874
80070020	Tin plates, sheets and strip, of a thickness exceeding 02 mm	1 162	7 945	106 619	223 698
80070030	Tin foil (whether or not printed or backed with paper, paperboard, plastics or similar backing materials), of a thickness (excluding any backing) not exceeding 02 mm; powders and flakes	1 021	4 082	54 043	202 836
80070040	Tin tubes, pipes and tube or pipe fittings (for example, couplings, elbows, sleeves)	2	17	158	1 262
80070091	Cigarette cases or boxes; ashtrays; of tin	0	3	0	22
80070092	Other household articles; of tin	237	1 144	9 016	31 769
80070093	Collapsible tubes; of tin	0	35	0	1 655
80070099	Other articles of tin n.e.c. of subheading 8007	10 921	18 236	46 523	94 743
81011000	Powders of tungsten (wolfram)	200	1 237	20 374	155 128
81019400	Unwrought tungsten, including bars and rods obtained simply by sintering	440	1 506	14 780	79 084
81019600	Wire; of tungsten (wolfram}	25 994	73 196	281 248	690 298
81019910	Bars and rods, other than those obtained simply by sintering; profiles, sheets, strip and foil; of tungsten (wolfram}	470	779	170 621	222 656
81019990	Other articles of tungsten (wolfram}	4 495	10 189	45 776	283 800
81029400	Unwrought molybdenum, including bars and rods obtained simply by sintering	0	10	0	19
81029500	Bars and rods, other than those obtained simply by sintering, profiles, plates, sheets, strip and foil; of molybdenum	3	37	2 612	32 218
81029600	Wire; of molybdenum	856	4 033	15 491	30 546
81029900	Other articles of molybdenum	278	591	2 415	22 633
81032000	Unwrought tantalum, including bars and rods obtained simply by sintering; powders	13 312	43 603	7 178 607	24 131 248
81039900	Other articles of tantalum	66	140	57 381	109 312
81041100	Unwrought magnesium containing at least 998 % by weight of magnesium	43 801	504 804	307 005	3 996 576
81041900	Unwrought magnesium containing less 998 % by weight of magnesium	88	90	3 527	3 563
81043000	Raspings, turnings and granules, graded according to size; powders of magnesium	0	12	0	1 238
81049000	Other articles of magnesium	4 485	15 676	3 678	72 754
81052010	Unwrought cobalt	1 960	6 260	120 306	421 013
81052090	Powders of cobalt	807	1 264	34 882	91 035
81059000	Cobalt mattes and other intermediate products of cobalt metallurgy	4 205	9 508	345 763	654 444
81069090	Wrought bismuth; waste and scrap; powders; containing 99.99 % or less of bismuth, by weight	0	2 006	0	19 422
81082000	Unwrought titanium; powders	7 000	8 000	43 330	49 800
81083000	Waste and scrap; of titanium	0	2	0	168
81089000	Other articles of titanium	31 578	65 456	757 468	1 897 195
81092900	Unwrought zirconium; powders containing more than 1 part hafnium to 500 parts zirconium by weight	51	69	3 390	8 190
81099900	Wrought zirconium; powders containing more than 1 part hafnium to 500 parts zirconium by weight	1 033	5 389	13 462	45 110
81101000	Unwrought antimony; powders	24 990	124 990	357 982	1 682 357
81109000	Other articles of antimoni	0	1 000	0	19 701
81110010	Waste and scrap; of manganese	0	2 000	0	17 500
81121200	Unwrought beryllium; powders	0	500	0	12 690
81121900	Articles of beryllium; other than waste and scrap; wrought	0	199	0	23 818
81122100	Unwrought chromium; powders	14 450	45 459	279 441	808 526
81122900	Articles of chromium; other than waste and scrap; wrought	0	174	0	8 034
81125900	Articles of thalium; other than waste and scrap; wrought	0	28	0	2 633
81126910	Unwrought cadmium; powders	0	3	0	178
81126990	Wrought cadmium	2 500	2 500	14 610	14 610
81129900	Wrought vanadium, gallium, indium and niobium (columbium), and articles of these metals, including waste and scrap	44	256	14 593	54 302
81130000	Cermets and articles thereof, including waste and scrap	0	68	0	8 212

https://www.bps.go.id

I.3. IMPOR MENURUT KOMODITI / IMPORT BY HS COMMODITY
***** APRIL/*APRIL 2022* *****

H S	Uraian Komoditi/*Commodity Description*	Berat bersih/*Net weight* (Kg)		Nilai/*Value CIF* (US$)	
		Bulan ini *Current month*	Kumulatif *Cum. Jan. to date*	Bulan ini *Current month*	Kumulatif *Cum. Jan. to date*
82011000	Hand tools; Spades and shovels	0	922	0	3 298
82013090	Hand tools; Mattocks, picks	6	22 506	517	22 117
82014000	Hand tool; axes, bill hooks and similar hewing tools	3	19	64	550
82015000	Hand tool; Secateurs and similar one-handed pruners and shears (including poultry shears)	33 560	237 662	134 394	633 909
82016000	Hand tool; Hedge shears, two-handed pruning shears and similar two- handed shears	0	23	0	884
82019000	hand tools; forks, scythes, sickles, hay knives, timber wedges, and other hand tools of a kind used in agriculture, horticulture or forestry n.e.c. in heading 8201	29	216	694	8 179
82021000	Hand saws	112 404	755 299	314 633	1 926 439
82022000	Band saw blades	91 095	509 049	642 029	3 078 962
82023100	Circular saw blades (including slitting or slotting saw blades) with working part of steel	118 345	209 871	327 377	1 338 862
82023900	Circular saw blades (including slitting or slotting saw blades) with working part of materials other than steel	103 004	565 127	781 116	4 134 226
82024000	Chain saw blades	264 852	595 991	3 903 548	8 468 052
82029100	Straight saw blades, for working metal	13 496	59 750	45 997	360 054
82029910	Straight saw blades, not for working metal	6 138	27 054	97 492	282 364
82029990	Saw blades parts	20 219	155 439	132 304	829 707
82031000	Files, rasps and similar tools	63 076	290 012	499 775	2 174 218
82032000	Pliers (including cutting pliers), pincers, tweezers and similar tools	287 923	1 395 159	1 013 207	5 305 882
82033000	Metal cutting shears and similar tools	40 304	189 928	151 452	640 627
82034000	Pipe-cutters, bolt croppers, perforating punches and similar tools	25 277	97 375	143 113	462 852
82041100	Hand-operated spanners and wrenches; non-adjustable	422 950	2 231 921	1 723 844	8 829 715
82041200	Hand-operated spanners and wrenches; adjustable	91 245	700 574	457 357	2 923 273
82042000	Interchangeable spanner sockets, with or without handles	155 786	790 514	689 703	4 297 042
82051000	Drilling, threading or tapping tools, hand operated	30 011	167 045	222 267	925 159
82052000	Hammers and sledge hammers	694 846	2 305 228	1 222 063	4 309 898
82053000	Planes, chisels, gouges and similar cutting tools for working wood	39 347	340 606	139 718	1 066 286
82054000	Screwdrivers	200 554	958 390	749 610	3 207 872
82055100	Household tools	75 177	250 009	272 292	898 145
82055900	Glaziers' diamondstools	614 984	2 776 106	2 862 536	12 575 091
82056000	Blow lamps	226	4 195	512	17 212
82057000	Vices, clamps and the like	145 357	528 690	642 186	3 594 248
82059000	Other hand tool including sets of articles of two or more subheadings of this heading	149 014	380 237	606 681	2 146 871
82060000	Tools of two or more of the headings 8202 to 8205, put up in sets for retail sale	118 236	460 838	520 163	2 196 526
82071300	Rock drilling or earth boring tools with working part of cermets Interchangeable tools for hand tools	34 215	158 349	994 510	4 648 844
82071900	Rock drilling or earth boring tools without working part of cermets, Interchangeable tools for hand tools including parts	145 475	1 120 004	2 768 016	11 695 394
82072000	Dies for drawing or extruding metal Interchangeable tools for hand tools	47 200	284 543	785 199	5 791 602
82073000	Tools for pressing, stamping or punching Interchangeable tools for hand tools	760 833	5 450 614	10 789 290	74 988 318
82074000	Tools for tapping or threading Interchangeable tools for hand tools	33 185	143 743	987 296	4 320 782
82075000	Tools for drilling, other than for rock drilling Interchangeable tools for hand tools	150 407	779 085	2 222 291	9 702 497
82076000	Tools for boring or broaching Interchangeable tools for hand tools	6 110	24 622	511 796	2 115 193
82077000	Tools for milling Interchangeable tools for hand tools	26 362	91 844	940 725	3 824 172
82078000	Tools for turning Interchangeable tools for hand tools	16 767	51 068	558 596	1 970 342
82079000	Screw driving, interchangeable tools	158 579	411 200	2 513 759	8 788 426
82081000	Knives and cutting blades for metal working	28 532	178 727	556 718	2 905 448
82082000	Knives and cutting blades for wood working	71 436	351 939	760 671	3 364 382
82083000	Knives and cutting blades for kitchen appliances or for machines used by the food industry	11 801	65 514	93 227	638 675
82084000	Knives and cutting blades for agricultural, horticultural or forestry machines	32 600	423 215	89 650	886 384
82089000	Knives and cutting blades, other than for metal working or wood working or for kitchen appliances or machines used by the food industry or agricultural, horticultural or forestry machines	107 853	681 345	2 227 791	10 200 747

https://www.bps.go.id

I.3. IMPOR MENURUT KOMODITI / IMPORT BY HS COMMODITY
***** APRIL/*APRIL 2022* *****

H S	Uraian Komoditi/*Commodity Description*	Berat bersih/*Net weight* (Kg)		Nilai/*Value CIF* (US$)	
		Bulan ini *Current month*	Kumulatif *Cum. Jan. to date*	Bulan ini *Current month*	Kumulatif *Cum. Jan. to date*
82090000	Plates, sticks, tips and the like for tools, unmounted, of cermets	47 438	186 654	3 390 702	13 424 342
82100000	Hand-operated mechanical appliances, weighing 10 kg or less, used in the preparation, conditioning or serving of food or drink	126 161	539 470	293 864	1 219 243
82111000	Sets of assorted articles knives with cutting blades, serrated or not other than knives of heading 8208	130 915	581 765	316 967	1 683 750
82119100	Table knives having fixed blades serrated or not other than knives of heading 8208	133 558	385 553	423 021	898 675
82119250	Knives having fixed blades of a kind used for agriculture, horticulture or forestry serrated or not other than knives of heading 8208	0	582	0	4 832
82119292	Hunting knives, diving knives and scouts' knives serrated or not other than knives of heading 8208	781	35 423	1 173	133 991
82119299	Knives having fixed blades excluding table knives or of a kind used for agriculture, horticulture or forestry or hunting, diving, and scouts' knives	57 287	173 101	268 707	2 026 177
82119321	Knives having other than fixed blades of a kind used for agriculture, horticulture or forestry with handle of base metal	72	2 612	216	70 209
82119329	Knives having other than fixed blades of a kind used for agriculture, horticulture or forestry with handle other than of base metal	744	13 393	4 863	83 678
82119330	Flick knives or spring knives; penknives with blades of 15 cm or more in length	447	447	20 769	20 769
82119390	Flick knives or spring knives; penknives with blades of 15 cm less in length	46 355	160 460	216 820	750 655
82119410	Blades for knives of a kind used for agriculture, horticulture or forestry	0	1 869	0	8 880
82119490	Blades for knives of a kind used other than for agriculture, horticulture or forestry	92 167	1 027 738	519 243	2 988 466
82119500	Knife handles of base metal	5 618	79 465	75 683	358 519
82121000	Razors	162 647	520 030	2 310 771	8 704 555
82122010	Double-edged razor blades	15 938	71 615	194 515	1 735 334
82122090	Safety razor blade blanks in strips	10 177	53 884	116 803	690 491
82129000	Parts of razors	3 766	6 468	11 920	28 243
82130000	Scissors, tailors' shears and similar shears, and blades therefor	264 700	989 663	666 332	2 913 806
82141000	Paper knives, letter openers, erasing knives, pencil sharpeners and blades therefor	125 944	533 017	517 492	2 196 565
82142000	Manicure or pedicure sets and instruments (including nail files)	149 378	626 558	434 048	1 525 937
82149000	Hair clippers, butchers' or kitchen cleavers, choppers and mincing knives	300 533	783 302	402 501	1 663 285
82151000	Sets of assorted articles of kitchen and tableware containing at least one article plated with precious metal	381	1 754	957	4 314
82152000	Sets of assorted articles similar kitchen or tableware	169 723	775 171	520 832	1 803 418
82159100	Spoons, forks, ladles, skimmers, cake-servers, fish-knives, butter-knives, sugar tongs and similar kitchen or tableware plated with precious metal	13 293	32 201	17 651	59 175
82159900	Spoons, forks, ladles, skimmers, cake-servers, fish-knives, butter-knives, sugar tongs and similar kitchen or tableware not plated with precious metal	1 003 252	3 984 882	1 689 011	6 506 806
83011000	Padlocks (key, combination or electrically operated); of base metal	251 470	1 481 303	1 109 044	5 458 630
83012000	Locks of a kind used for motor vehicles; of base metal	195 140	769 905	2 048 556	10 491 627
83013000	Locks of a kind used for furniture; of base metal	117 194	910 744	482 023	3 257 138
83014010	Handcuffs; of base metal	5	427	198	4 016
83014020	Door locks; of base metal	897 716	3 093 345	1 924 491	7 052 375
83014090	Locks not used for motor vehicles or furniture other than handcuffs or door locks	417 815	2 284 144	2 215 483	12 999 631
83015000	Clasps and frames with clasps, incorporating locks; of base metal	1 647	58 136	10 167	335 544
83016000	Parts of padlocks and locks; of base metal	350 471	1 707 477	2 905 201	13 588 560
83017000	Keys presented separately of padlocks and lock; of base metal	12 756	58 062	140 141	670 850
83021000	Hinges; of base metal	1 281 286	7 246 579	4 066 974	21 413 231
83022010	Castors with mounting of base metal of a diameter (including tyres) exceeding 100 mm, but not exceeding 250 mm	74 230	247 409	174 124	561 752
83022090	Castors with mounting of base metal of a diameter (including tyres) exceeding 250 mm	1 119 521	3 771 514	2 255 800	9 830 389

https://www.bps.go.id

I.3. IMPOR MENURUT KOMODITI / IMPORT BY HS COMMODITY
*** APRIL/*APRIL 2022* ***

H S	Uraian Komoditi/*Commodity Description*	Berat bersih/*Net weight* (Kg)		Nilai/*Value CIF* (US$)	
		Bulan ini *Current month*	Kumulatif *Cum. Jan. to date*	Bulan ini *Current month*	Kumulatif *Cum. Jan. to date*
83023010	Hasps suitable for motor vechiles; of base metal	10 037	16 113	21 396	183 595
83023090	mountings, fittings and similar articles suitable for motor vehicles; of base metal	230 861	1 076 374	2 956 238	11 851 540
83024131	Hasps suitable for building; of base metal	5 011	188 689	23 926	406 981
83024139	Bolts, hooks and eyes, staples of base metal, a kind suitable for building	249 896	842 449	870 762	3 105 117
83024190	Other mountings, fittings and similar articles of base metal suitable for buildings	650 536	3 549 629	3 476 812	15 264 963
83024220	Hasps; of base metal of a kind suitable for furniture	25 963	117 986	41 832	332 836
83024290	Bolts, hook sand eyes, staples; of base metal, a kind suitable for furniture	1 306 145	7 267 911	4 424 993	21 425 550
83024910	Mountings, fittings and similar articles; of base metal of a kind suitable for saddlery	4 013	18 964	42 805	187 407
83024991	Hasps of base metal a kind suitable for trunks, chests, caskets or the like	3 021	12 610	30 395	150 349
83024999	Base metal fittings and similar articles of a kind suitablefor trunks, chests, caskets or the like	368 703	1 801 137	2 277 972	8 770 064
83025000	Hat-racks, hat-pegs, brackets and similar fixtures; of base metal	554 690	2 612 866	1 617 312	6 540 527
83026000	Automatic door closers; of base metal	68 296	556 452	544 258	3 649 642
83030000	Armoured or reinforced safes, strong-boxes and doors and safe deposit lockers for strong-rooms, cash or deed boxes and the like; of base metal	453 721	1 863 335	1 311 741	5 154 458
83040010	Filing cabinets and card-index cabinets; of base metal	169 211	440 617	200 606	570 772
83040091	Paper trays, paper rests, pen trays, office-stamp stands and similar office or desk equipment; of aluminium, other than office furniture of heading 9403	671	74 560	639	151 009
83040092	Paper trays, paper rests, pen trays, office-stamp stands and similar office or desk equipment; of nickel, other than office furniture of heading 9403	8	131	219	3 221
83040099	Paper trays, paper rests, pen trays, office-stamp stands and similar office or desk equipment; of base metal, other than office furniture of heading 9403	195 691	735 127	615 202	2 267 772
83051010	Fittings for double loop wire binders; of base metal	321	53 216	488	152 805
83051090	Fittings for loose-leaf binders or files other than for double loop wire binder; of base metal	88 591	360 186	280 877	1 115 372
83052010	Staples in strips of a kind for office use; of base metal	242 381	969 773	628 709	2 393 865
83052020	Staples in strips other than for office use (example, upholstery, packaging); of iron or steel	236 928	1 113 703	392 878	1 769 463
83052090	Staples in strips of base metal other than iron or steel, not a kind for office use	439 880	1 777 936	599 129	2 805 065
83059010	Paper clips; of base metal	130 441	437 212	410 694	1 318 206
83059090	Letter clips, letter corners, indexing tags and similar office articles, of base metal, including parts	82 518	417 747	230 902	1 176 723
83061000	Bells, gongs and the like, non-electric; of base metal	6 997	30 696	30 534	162 507
83062100	Statuettes and other ornaments plated with precious metals	4 240	4 881	26 795	43 690
83062910	Statuettes and other ornaments; of copper or of lead	1	635	1	3 452
83062920	Statuettes and other ornaments; of nickel	3 350	3 457	17 730	19 216
83062930	Statuettes and other ornaments; of aluminium	404	697	829	2 068
83062990	Statuetes and other ornamen; of iron or steel	34 242	148 652	176 277	806 038
83063010	Photograph, picture or similar frames, mirrors; of copper	288	1 587	280	14 755
83063091	Metallic mirrors reflecting traffic views at road intersections or sharp corners; of base metal	2 505	18 867	4 736	30 323
83063099	Photograph, picture or similar frames; mirrors made of basemetal other than copper	52 149	124 151	398 811	929 310
83071000	Flexible tubing with or without fittings; of iron or steel	250 147	1 322 474	1 576 208	9 167 474
83079000	Flexible tubing with or without fittings; of base metal other than of iron or steel	181 862	469 705	2 800 732	5 128 566
83081000	Hooks, eyes,eyelets used for clothing/clothingacc, footwear, jewellery, watches, books, awnings and leather; of base metal	577 645	2 058 135	7 763 822	27 940 677
83082000	Tubular or bifurcated rivets; of base metal	728 488	3 171 090	1 192 724	4 234 955
83089010	Beads including parts; of base metal	12 373	42 710	192 410	864 664
83089020	Spangles including parts; of base metal	40	1 165	54	21 623
83089090	Clasps, frames with clasps, buckles, buckle-clasps; of base metal	1 224 379	4 896 522	10 867 954	36 144 509

https://www.bps.go.id

I.3. IMPOR MENURUT KOMODITI / IMPORT BY HS COMMODITY
***** APRIL/*APRIL 2022* *****

H S	Uraian Komoditi/*Commodity Description*	Berat bersih/*Net weight* (Kg)		Nilai/*Value CIF* (US$)	
		Bulan ini *Current month*	Kumulatif *Cum. Jan. to date*	Bulan ini *Current month*	Kumulatif *Cum. Jan. to date*
83091000	Crown corks; of base metal	15 301	85 608	52 235	308 095
83099010	Capsules for bottles; of base metal	28 196	145 801	191 144	815 029
83099020	Top ends; of aluminium cans	921 088	3 595 126	4 814 555	18 092 536
83099060	Aerosol can ends; of tinplate	37 748	104 967	139 979	454 888
83099070	Other caps for cans; of base metal	376 975	1 077 003	1 905 757	5 256 293
83099081	Bottle caps, screw caps; of aluminium	36 521	188 719	269 103	1 443 012
83099089	Bungs for metal drums; bung covers; seals; case corner protectors; of aluminium	15 538	141 088	220 724	1 429 290
83099091	Bottle caps, screw caps; of base metal other than aluminium	38 977	118 361	171 451	542 944
83099092	Bungs for metal drums; bung covers; seals; case corner protectors; of base metal other than aluminium	8 860	55 595	131 592	519 464
83099099	Other packing accessorie; of base metal	268 060	919 191	1 382 712	5 078 109
83100000	Sign-plates, name-plates, address-plates and similar plates, numbers, letters and other symbols, of base metal, excluding those of heading 9405	40 114	168 307	535 633	2 535 012
83111010	Coated electrodes for electric arc-weldin; of base metal, in rolls	165 260	566 866	273 682	1 393 479
83111090	Coated electrodes , for electric arc-welding; of base metal in a forms other than rolls	2 538 444	9 598 011	4 593 534	17 115 550
83112021	Cored wire for electric arc-welding containing by weight 45 % or more of carbon and 20 % or more of chromium; of alloy steel, in rolls	132 531	553 995	440 697	1 881 825
83112029	Cored wire for electric arc-welding containing by weight 45 % or more of carbon and 20 % or more of chromium; of alloy steel, other than in rolls	48 929	218 716	206 530	683 961
83112090	Cored wire for electric arc-welding made of base metal other than alloy steel	2 933 954	9 079 048	4 653 635	17 970 323
83113021	Cored wire for soldering, brazing or welding by flame containing by weight 45 % or more of carbon and 20 % or more of chromium; of alloy steel, in rolls	6 594	130 639	183 751	942 457
83113029	Cored wire for soldering, brazing or welding by flame containing by weight 45 % or more of carbon and 20 % or more of chromium; of alloy steel, other than in rolls	40 691	151 924	306 336	1 350 216
83113091	Coated rods for soldering, brazing or welding by flame; of base metal, in rolls	3 893	342 880	148 433	1 035 643
83113099	Coated rods for soldering, brazing or welding by flame; of base metal, other than in rolls	229 621	1 224 980	1 094 705	5 440 810
83119000	Wire and rods of agglomerated base metal powder used for metal spraying	239 747	761 093	751 979	2 967 365
84012000	Machinery and apparatus for isotopic separation, and parts thereof	0	124	0	19 308
84013000	Fuel elements (cartridges), non-irradiated	0	1 051	0	1 917
84021110	Watertube boilers with a steam production exceeding 45 t per hour electrically operated other than central heating hot water	612 199	2 151 929	1 896 135	7 013 601
84021120	Watertube boilers with a steam production exceeding 45 t per hour not electrically operated other than central heating hot water	2 381 648	14 143 532	16 732 360	76 457 884
84021211	Watertube boilers with a steam production exceeding 15 t but not exceeding 45 t per hour electrically operated other than central heating hot water	1 181 772	1 859 201	2 432 682	3 949 999
84021219	Watertube boilers with a steam production not exceeding 15 t per hour electrically operated other than central heating hot water	44 833	420 393	307 283	1 628 505
84021229	Watertube boilers with a steam production not exceeding 15 t per hour not electrically operated other than central heating hot water	0	115 783	0	228 999
84021911	Other vapour generating boilers including hybrid boilers other than central heating hot water with a steam production exceeding 15 t per hour electrically operated	70	158 276	1 800	331 159
84021919	Other vapour generating boilers including hybrid boilers other than central heating hot water with a steam production not exceeding 15 t per hour electrically operated	333 191	2 477 225	1 209 996	8 004 280
84021921	Other vapour generating boilers including hybrid boilers other than central heating hot water with a steam production exceeding 15 t per hour not electrically operated	0	153	0	2 080

https://www.bps.go.id

I.3. IMPOR MENURUT KOMODITI / IMPORT BY HS COMMODITY
*** APRIL/*APRIL 2022* ***

H S	Uraian Komoditi/*Commodity Description*	Berat bersih/*Net weight* (Kg)		Nilai/*Value CIF* (US$)	
		Bulan ini *Current month*	Kumulatif *Cum. Jan. to date*	Bulan ini *Current month*	Kumulatif *Cum. Jan. to date*
84021929	Other vapour generating boilers including hybrid boilers other than central heating hot water with a steam production not exceeding 15 t per hour not electrically operated	15 008	253 958	35 404	1 022 754
84022010	Super-heated water boilers other than central heating hotwater electrically operated	157 356	943 740	565 522	2 001 749
84029010	Boiler bodies, shells or casings, parts for Steam or other vapour generating boilers	615 031	910 202	1 503 680	2 816 516
84029090	Parts for steam or other vapour generating boilers other than boiler bodies, shells or casings	2 223 112	8 552 168	11 513 113	38 275 676
84031000	Boilers of central heating boilers other than those of heading 8402	0	188 142	0	539 107
84039010	Boiler bodies, shells or casings of central heating boilers other than those of heading 8402	2 415	2 415	18 217	18 217
84039090	Parts for central heating boilers other than Boiler bodies, shells or casings than those of heading 8402	14 095	16 067	452 897	503 530
84041011	Soot removes (soot blower) for steam or other vapour power units for use with boilers of heading 8402	18 848	91 298	114 633	1 723 186
84041019	Economisers, super-heaters and gas recoverers for steam or other vapour power units for use with boilers of heading 8402	957 607	8 759 518	4 654 020	21 814 520
84041020	Auxiliary plant (for example, economisers, super-heaters, soot removers, gas recoverers) for steam or other vapour power units for use with boilers of heading 8403	54	3 766	2 950	60 135
84042000	Condensers for steam or other vapour power units for use with boilers of heading 8402 or 8403	394 977	1 314 128	4 004 887	12 381 784
84049011	Bodies, shells or casings of auxliary plant of goods of subheadings 84041011 and 84041019	0	221 339	0	560 304
84049019	Parts of auxiliary plant of goods of subheadings 84041011 and 84041019 other than bodies, shells or casings	197 427	270 839	459 166	2 093 500
84049021	Bodies, shells or casings of auxiliary plant of goods of subheading 84041020	397	397	4 351	4 351
84049029	Parts of auxiliary plant of goods of subheadings 84041020 other than bodies, shells or casings	5 362	17 137	18 635	44 968
84049090	Part for use condensers or Auxiliary plant of subheadings 8404.20.00	970 085	10 604 572	12 214 193	126 190 628
84051000	Producer gas or water gas generators, with or without their purifiers; acetylene gas generators and similar water process gas generators	174	236 154	10 641	5 314 075
84059000	Parts of producer gas or water gas generators, with or without purifiers; acetylene gas generators and similar	2 119 840	5 934 235	4 463 994	9 801 474
84061000	Steam turbines and other vapour turbines for marine propulsion	1	3	67	767
84068100	Steam turbines and other vapour turbines of an output exceeding 5 MW other than for marine propulsion	80 197	6 960 058	423 013	20 014 203
84068210	Steam turbines and other vapour turbines of an output not exceeding 40 MW other than for marine propulsion	0	10 532	0	452 036
84068290	Steam turbines and other vapour turbines of an output exceeding 5 MV but not exceeding 40 MW other than for marine propulsion	264 662	1 403 988	3 576 509	8 604 268
84069000	Parts of steam turbines and other vapour turbines	2 198 045	4 841 272	12 834 945	29 374 997
84071000	Spark-ignition reciprocating or rotary internal combustion piston engines for Aircraft	8 910	32 448	8 506 382	11 238 458
84072110	Spark-ignition reciprocating or rotary internal combustion a power not exceeding 2238 kW for outboard motors	14 762	43 794	242 076	913 873
84072190	Spark-ignition reciprocating or rotary internal combustion a power exceeding 2238 kW for outboard motors	98 744	504 279	2 176 787	11 641 906
84072920	Spark-ignition reciprocating or rotary internal combustion a power not exceeding 2238 kW for marine propulsion engine	262	262	4 081	4 081
84072990	Spark-ignition reciprocating or rotary internal combustion a power exceeding 2238 kW for marine propulsion engine	3 967	19 263	19 158	84 678
84073100	Spark-reciprocating piston engines of a kind used for the propulsion of vehicles of Chapter 87 of a cylinder capacity not exceeding 50 cc	2 281	2 281	160 303	160 303
84073212	Spark-reciprocating piston engines of a kind used for the propulsion for vehicles of heading 8711 of a cylinder capacity exceeding 50 cc but not exceeding 110 cc	0	4 367	0	8 759

https://www.bps.go.id

I.3. IMPOR MENURUT KOMODITI / IMPORT BY HS COMMODITY
***** APRIL/*APRIL 2022* *****

H S	Uraian Komoditi/*Commodity Description*	Berat bersih/*Net weight* (Kg)		Nilai/*Value CIF* (US$)	
		Bulan ini *Current month*	Kumulatif *Cum. Jan. to date*	Bulan ini *Current month*	Kumulatif *Cum. Jan. to date*
84073219	Spark-reciprocating piston engines of a kind used for the propulsion for vehicles of Chapter 87 other than of heading 8701 and 8711 of a cylinder capacity exceeding 50 cc but not exceeding 110 cc	41	70	29 242	30 858
84073222	Spark-reciprocating piston engines of a kind used for the propulsion for vehicles of heading 8711 a cylinder capacity exceeding 110 cc but not exceeding 250 cc	35 763	205 646	673 497	3 566 944
84073229	Spark-reciprocating piston engines of a kind used for the propulsion for vehicles of Chapter 87 other than of heading 8701 and 8711 of a cylinder capacity exceeding 110 cc but not exceeding 250 cc	20 567	113 750	153 845	785 150
84073320	Spark-reciprocating piston engines of a kind used for the propulsion for vehicles of heading 8711 a cylinder capacity exceeding 250 cc but not exceeding 1,000 cc	166	2 796	4 094	37 109
84073390	Spark-reciprocating piston engines of a kind used for the propulsion for vehicles of Chapter 87 other than of heading 8701 and 8711 of a cylinder capacity exceeding 250 cc but not exceeding 1,000 cc	15 554	15 578	265 583	267 045
84073450	Full assembled sprak-recprocating piston engines of a cylinder capacity exceeding 1,100 cc for other vehicles of heading 8701	0	356	0	21 223
84073460	Full assembled sprak-reciprocating piston engines of a cylinder capacity exceeding 1,100 cc for other vehicles of heading 8711	0	9 630	0	51 693
84073471	Full assembled spark- reciprocating piston engines of cylinder capacity not exceeding 2,000cc, for vehicles of Chapter 87	212 691	2 547 627	3 488 762	25 183 057
84073472	Full assembled spark- reciprocating piston engines of cylinder capacity exceeding 2,000cc but not exceeding 3,000 cc for vehicles of Chapter 87	9 858	10 381	792 346	804 682
84073473	Full assembled spark- reciprocating piston engines of cylinder capacity exceeding 3,000cc for vehicles of Chapter 87	48 838	171 356	1 036 996	3 675 070
84073494	Assembled not complete, spark-reciprocating piston engines cylinder capacity not exceeding 2,000 cc for vehicles of chapter 87	54 031	340 772	267 810	1 886 277
84073499	Spark-ignition reciprocating or rotary internal combustion piston engines ; other of a cylinder capacity exceeding 3000 cc	7	79	208	1 659
84079010	Other engines ; of a power not exceeding 1865 kw	562 555	2 672 500	2 913 769	14 735 757
84079020	Other engines ; of a power exceeding 1865 kw but not exceeding 2238 kw	0	20 712	0	130 706
84079090	Other engines ; otherthan of a power not exceeding 1865 and of a power exceeding 1865 kw but not exceeding 2238 kw	202 262	1 003 164	896 050	4 071 887
84081010	Marine propulsion engines ; of a power not exceeding 2238	35 011	182 749	159 738	692 283
84081020	Marine propulsion engines ; of a power exceeding 2238 kw but not exceeding 100 kw	26 485	695 454	16 644	413 474
84081030	Marine propulsion engines ; of a power exceeding 100 kw but not exceeding 750 kw	131 635	977 142	1 358 123	4 738 253
84081090	Marine propulsion engines ; otherthan of a power not exceeding 2238,exceeding 2238 kw but not exceeding 100 kw and exceeding 100 kw but not exceeding 750 kw	321 363	949 940	6 448 402	21 771 506
84082010	Fully assembled for vehicles of subheading 870110	3 177	13 580	116 798	387 498
84082021	Fully assembled other ; of a cylinder capacity not exceeding 2,000 cc	4 934	15 440	76 687	338 946
84082022	Fully assembled other ; of a cylinder capacity exceeding 2,000 cc but not exceeding 3500 cc	1 781 909	9 719 595	23 073 704	125 914 097
84082023	Fully assembled other ; of a cylinder capacity exceeding 3,500 cc	211 454	573 937	3 067 955	8 686 207
84082093	Engines of a kind used for the propulsion of vehicles of Chapter 87 ; other for vehicles of subheading 870110	309	7 936	12 710	199 911
84082094	Engines of a kind used for the propulsion of vehicles of Chapter 87 ; other of a cylinder capacity not exceeding 2000 cc	0	97	0	2 408
84082095	Engines of a kind used for the propulsion of vehicles of Chapter 87 ; other of a cylinder capacity exceeding 2000 cc but not exceeding 3500 cc	2 168	21 646	49 333	256 690
84082096	Engines of a kind used for the propulsion of vehicles of Chapter 87 ; other of a cylinder capacity exceeding 3500 cc	63 924	229 907	180 879	724 903
84089010	Other engines ; of a power not exceeding 1865 kw	178 171	1 301 167	590 401	4 197 719
84089051	Other engines ; of a power exceeding 100 kw of a kind used for machinery of heading 8429 or 8430	390 519	1 441 426	2 818 794	10 395 630

https://www.bps.go.id

I.3. IMPOR MENURUT KOMODITI / IMPORT BY HS COMMODITY
***** APRIL/*APRIL 2022* *****

H S	Uraian Komoditi/*Commodity Description*	Berat bersih/*Net weight* (Kg)		Nilai/*Value CIF* (US$)	
		Bulan ini *Current month*	Kumulatif *Cum. Jan. to date*	Bulan ini *Current month*	Kumulatif *Cum. Jan. to date*
84089059	Other engines ; of a power exceeding 100 kw otherthan of a kind used for machinery of heading 8429 or 8430 and of a kind used for railway locomotives or tramway vehicles	59 629	488 286	629 961	6 912 904
84089091	Other engines ; For machinery of heading 8429 or 8430	355 550	1 273 811	4 601 606	16 304 385
84089092	Other engines ; Of a kind used for railway locomotives or tramway vehicles	6 600	16 510	46 450	92 890
84089099	Other engines ; otherthan For machinery of heading 8429 or 8430 and of a kind used for railway locomotives or tramway vehicles	956 387	5 289 861	3 890 616	15 627 014
84091000	For aircraft engines	18	147	40 298	108 507
84099111	Carburettos and parts thereof ; for machinery of heading 8429 or 8430	62 611	206 211	172 970	914 613
84099112	Cylinder blocks ; crank cases ; for machinery of heading 8429 or 8430	71 599	203 733	394 113	1 277 824
84099113	Cylinder liners, with an internal diameter of 50 mm or more, but not exceeding 155 mm ; for machinery of heading 8429 or 8430	5 291	11 476	9 055	46 889
84099114	Other cylinder liners ; for machinery of heading 8429 or 8430	6 423	64 859	55 536	638 228
84099115	Cylinder heads and head covers ; for machinery of heading 8429 or 8430	17 906	75 762	200 730	659 024
84099116	Pistons, with an external diameter of 50 mm or more, but not exceeding 155 mm ; for machinery of heading 8429 or 8430	10 500	357 446	81 730	700 260
84099117	Other pistons ; for machinery of heading 8429 or 8430	27 691	92 760	300 712	892 181
84099118	Pistons rings and gudgeon pins ; for machinery of heading 8429 or 8430	13 968	41 881	72 945	238 553
84099119	Part of For machinery of heading 8429 or 8430	180 736	408 493	694 344	1 731 471
84099121	Carburettors and parts thereof ; for vehicles of heading 8701	5 162	5 446	17 987	23 564
84099122	Cylinder blocks crank cases ; for vehicles of heading 8701	565	2 540	15 564	99 354
84099123	Cylinder liners, with an internal diameter of 50 mm or more, but not exceeding 155 mm ; for vehicles of heading 8701	1 981	9 482	4 392	25 657
84099124	Other cylinder liners ; for vehicles of heading 8701	2 922	9 732	38 727	198 418
84099126	Pistons, with an external diameter of 50 mm or more, but not exceeding 155 mm ; for vehicles of heading 8701	8	117	210	834
84099128	Pistons rings and gudgeon pins ; for vehicles of heading 8701	2 763	53 394	46 939	292 429
84099129	Part of For vehicles of heading 8701	37 959	227 408	362 146	2 296 962
84099131	Carburettors and parts thereof ; for vehicles of heading 8711	175 723	670 198	948 999	4 342 900
84099132	Cylinder blocks crank cases ; for vehicles of heading 8711	162 517	746 055	1 294 089	4 358 134
84099134	Cylinder liners ; for vehicles of heading 8711	56 530	275 531	394 876	1 717 286
84099135	Cylinder heads and head covers ; for vehicles of heading 8711	51 470	154 163	214 899	681 550
84099137	Pistons For vehicles of heading 8711	35 607	82 312	401 232	958 944
84099138	Pistons rings and gudgeon pins ; for vehicles of heading 8711	66 444	200 387	2 218 238	7 184 160
84099139	Part of For vehicles of heading 8711	175 147	762 944	2 829 846	13 074 098
84099141	Carburettors and parts thereof ; for other vehicles of chapter 87	52 987	130 066	166 135	503 844
84099142	Cylinder blocks; crank cases ; for other vehicles of chapter 87	238 816	1 408 124	2 796 796	14 900 186
84099143	Cylinder liners, with an internal diameter of 50 mm or more, but not exceeding 155 mm ; for other vehicles of chapter 87	13 300	73 478	116 633	719 355
84099144	Other cylinder liners ; for other vehicles of chapter 87	272 208	1 169 520	990 608	4 630 254
84099145	Cylinder heads and head covers ; for other vehicles of chapter 87	313 147	1 320 072	3 575 061	15 298 536
84099146	Pistons, with an external diameter of 50 mm or more, but not exceeding 155 mm ; for other vehicles of chapter 87	42 497	231 805	534 294	2 859 437
84099147	Other pistons ; for other vehicles of chapter 87	13 652	57 132	164 819	575 000
84099148	Piston rings and gudgeon pins ; for other vehicles of chapter 87	26 554	115 621	954 110	3 890 398
84099149	Part of for other vehicles of chapter 87	561 204	2 850 081	7 945 086	41 491 216
84099151	cylinder blocks ; crank cases ; For marine propulsion engines of a power not exceeding2238 kW	759	2 584	28 689	103 224
84099152	Cylinder liners, with an internal diameter of 50 mm or more, but not exceeding 155 mm ; for marine propulsion engines of a power not exceeding 2238 kw	1 701	7 985	3 901	11 702
84099153	Other cylinder liners ; For marine propulsion engines of a power not exceeding2238 kW	556	4 663	7 011	31 728
84099154	Pistons, with an external diameter of 50 mm or more, but not exceeding 155 mm ; for marine propulsion engines of a power not exceeding 2238 kw	1 589	4 377	60 579	168 383
84099155	Other pistons ; For marine propulsion engines of a power not exceeding2238 kW	9 277	26 496	56 456	114 558

https://www.bps.go.id

I.3. IMPOR MENURUT KOMODITI / IMPORT BY HS COMMODITY
***** APRIL/*APRIL 2022* *****

H S	Uraian Komoditi/*Commodity Description*	Berat bersih/*Net weight* (Kg)		Nilai/*Value CIF* (US$)	
		Bulan ini *Current month*	Kumulatif *Cum. Jan. to date*	Bulan ini *Current month*	Kumulatif *Cum. Jan. to date*
84099159	Part of For marine propulsion engines ; of a power not exceeding2238 kW	27 772	112 622	647 020	2 628 772
84099161	Cylinder blocks ; crank cases ; For marine propulsion engines of a power exceeding 2238 kW :	0	97	0	3 805
84099162	Cylinder liners, with an internal diameter of 50 mm or more, but not exceeding 155 mm ; for marine propulsion engines of a power exceeding 2238 kw	9 385	9 385	29 715	29 715
84099163	Other cylinder liners ; For marine propulsion engines of a power exceeding 2238 kW	1	1 020	170	13 122
84099164	Pistons, with an external diameter of 50 mm or more, but not exceeding 155 mm ; for marine propulsion engines of a power exceeding 2238 kw	0	14 202	0	16 332
84099169	Part of For marine propulsion engines of a power exceeding 2238 kW for vessels of chapter 89	22 164	37 657	257 539	673 762
84099171	Carburettors and parts thereof ; for other engines	3 063	14 696	6 255	121 359
84099172	Cylinder blocks; crank cases for other engines	7 059	13 831	13 521	33 704
84099173	Cylinder liners, with an internal diameter of 50 mm or more, but not exceeding 155 mm ; for other engines	0	5 376	0	53 900
84099174	Other cylinder liners ; for other engines	2 784	3 166	25 108	30 480
84099176	Pistons, with an external diameter of 50 mm or more, but not exceeding 155 mm ; for other engines	0	54	0	2 360
84099177	Other pistons ; for other engines	7 038	29 808	13 501	64 165
84099178	Piston rings and gudgeon pins ; for other engines	261	5 598	5 240	40 992
84099179	Part of for other engines	228 635	984 406	2 508 279	7 748 828
84099911	Carburettors and parts thereof ; for engines of machinery of heading 8429 or 8430	976	2 254	39 803	84 920
84099912	Cylinder blocks; crank cases ; for engines of machinery of heading 8429 or 8430	15 694	61 142	343 349	1 105 642
84099913	Cylinder liners, with an internal diameter of 50 mm or more, but not exceeding 155 mm ; for engines of machinery of heading 8429 or 8430	5 032	8 430	60 112	182 485
84099914	Other cylinder liners ; for engines of machinery of heading 8429 or 8430	23 342	69 761	235 953	940 400
84099915	Cylinder heads and head covers ; for engines of machinery of heading 8429 or 8430	14 775	40 939	218 627	757 636
84099916	Pistons, with an external diameter of 50 mm or more, but not exceeding 155 mm ; for engines of machinery of heading 8429 or 8430	2 313	10 960	136 751	510 016
84099917	Other pistons ; for engines of machinery of heading 8429 or 8430	11 916	48 985	327 827	1 206 071
84099918	Piston rings and gudgeon pins ; for engines of machinery of heading 8429 or 8430	5 004	26 733	99 518	463 673
84099919	Part of For engines of machinery of heading 8429 or 8430	67 655	443 082	1 596 692	7 052 439
84099921	Carburettors and parts thereof ; for engines of vehicles of heading 8701	4 432	34 243	152 534	504 838
84099922	Cylinder blocks; crank cases ; for engines of vehicles of heading 8701	0	86 908	0	187 447
84099924	Other cylinder liners ; for engines of vehicles of heading 8701	275	2 101	2 015	18 407
84099925	Cylinder heads and head covers ; for engines of vehicles of heading 8701	2 182	7 661	13 264	66 671
84099926	Pistons, with an external diameter of 50 mm or more, but not exceeding 155 mm ; for engines of vehicles of heading 8701	939	939	6 127	6 127
84099927	Other pistons ; for engines of vehicles of heading 8701	354	1 026	4 188	11 419
84099929	Part of For engines of vehicles of heading 8701	32 247	221 455	337 051	1 272 158
84099931	Carburettors and parts thereof ; for engines of vehicles of heading 8711	25 401	32 144	270 767	368 384
84099932	Cylinder blocks; crank cases ; for engines of vehicles of heading 8711	11 571	50 720	60 015	271 927
84099934	Cylinder heads and head covers ; for engines of vehicles of heading 8711	48	50	189	223
84099936	Piston rings and gudgeon pins ; for engines of vehicles of heading 8711	1 152	2 853	15 544	28 373

https://www.bps.go.id

I.3. IMPOR MENURUT KOMODITI / IMPORT BY HS COMMODITY
*** APRIL/*APRIL 2022* ***

H S	Uraian Komoditi/*Commodity Description*	Berat bersih/*Net weight* (Kg)		Nilai/*Value CIF* (US$)	
		Bulan ini *Current month*	Kumulatif *Cum. Jan. to date*	Bulan ini *Current month*	Kumulatif *Cum. Jan. to date*
84099937	Cylinder liners, with an internal diameter of 50 mm/more, but not exceeding 155 mm ; piston with an external diameter of 50 mm/more , but not exceeding 155 mm ; for engines of vehicles of heading 8711	147	147	929	929
84099938	Other cylinder liners and piston ; for engines of vehicles of heading 8711	459	12 000	5 181	111 167
84099939	Part of For engines of vehicles of heading 8711	17 944	87 083	448 497	1 672 350
84099941	Carburettors and parts thereof ; for engines of other vehicles of chapter 87	2 149	9 430	17 431	38 792
84099942	Cylinder blocks; crank cases ; for engines of other vehicles of chapter 87	612 898	2 931 978	3 276 088	14 653 373
84099943	Cylinder liners, with an internal diameter of 50 mm or more, but not exceeding 155 mm ; for engines of other vehicles of chapter 87	128 649	472 670	580 405	2 074 972
84099944	Other cylinder liners ; for engines of other vehicles of chapter 87	9 803	53 980	85 688	302 979
84099945	Cylinder heads and head covers ; for engines of other vehicles of chapter 87	178 521	1 184 341	820 038	6 541 146
84099946	Pistons, with an external diameter of 50 mm or more, but not exceeding 155 mm ; for engines of other vehicles of chapter 87	1 065	16 888	22 177	199 909
84099947	Other piston ; for engines of other vehicles of chapter 87	7 112	31 395	25 535	143 966
84099948	Piston rings and gudgeon pins ; for engines of other vehicles of chapter 87	10 373	44 622	186 415	667 743
84099949	Part of For engines of other vehicles of Chapter 87	613 029	2 263 604	5 841 434	25 463 277
84099951	Cylinder blocks; crank cases ; for marine propulsion engines of a power not exceeding 2238 kw	0	541	0	5 584
84099952	Cylinder liners, with an internal diameter of 50 mm or more, but not exceeding 155 mm ; for marine propulsion engines of a power not exceeding 2238 kw	0	4 978	0	18 415
84099953	Other cylinder liners ; for marine propulsion engines of a power not exceeding 2238 kw	97	12 153	5 572	191 809
84099954	Pistons, with an external diameter of 50 mm or more, but not exceeding 155 mm ; for marine propulsion engines of a power not exceeding 2238 kw	0	3 158	0	76 328
84099955	Other pistons ; for marine propulsion engines of a power not exceeding 2238 kw	0	3 097	0	93 091
84099959	Part of For marine propulsion engines of a power not exceeding 2238 kW ; for engines of vessels of chapter 89	106 607	333 682	1 854 488	3 456 410
84099961	Cylinder blocks ; crank cases ; For marine propulsion engines of a power exceeding 2238 kW	9 305	18 319	97 234	151 570
84099962	Cylinder liners, with an internal diameter of 50 mm or more, but not exceeding 155 mm ; for marine propulsion engines of a power exceeding 2238 kw	0	620	0	4 617
84099963	Other cylinder liners ; For marine propulsion engines of a power exceeding 2238 kW	7 716	42 013	31 045	599 197
84099964	Pistons, with an external diameter of 50 mm or more, but not exceeding 155 mm ; for marine propulsion engines of a power exceeding 2238 kw	447	1 289	10 445	38 081
84099965	Other piston ; For marine propulsion engines of a power exceeding 2238 kW	2 718	19 647	21 953	124 176
84099969	Part of For marine propulsion engines of a power exceeding 2238 kW	113 093	388 409	1 889 612	7 848 694
84099971	Carburettors and parts thereof ; for other engines	8 016	48 997	26 672	181 617
84099972	Cylinder blocks; crank cases ; for other engines	18 625	84 053	358 137	1 263 642
84099973	Cylinder liners, with an internal diameter of 50 mm or more, but not exceeding 155 mm ; for other engines	9 012	71 802	27 059	143 444
84099974	Other cylinder liners ; for other engines	44 500	160 329	382 751	1 768 917
84099975	Cylinder heads and head covers ; for other engines	100 863	242 102	2 612 057	6 535 635
84099976	Pistons, with an external diameter of 50 mm or more, but not exceeding 155 mm ; for other engines	786	21 958	610	58 716
84099977	Other pistons ; for other engines	68 682	212 922	283 738	1 796 635
84099978	Piston rings and gudgeon pins ; for other engines	11 350	90 581	203 139	1 163 995
84099979	Part of for other engines	1 119 985	4 191 680	7 690 874	26 897 352
84101100	Hydraulic turbines and water wheels ; Of a power not exceeding 1,000 kW	81 305	301 322	361 625	1 279 870

https://www.bps.go.id

I.3. IMPOR MENURUT KOMODITI / IMPORT BY HS COMMODITY
***** APRIL/*APRIL 2022* *****

H S	Uraian Komoditi/*Commodity Description*	Berat bersih/*Net weight* (Kg)		Nilai/*Value CIF* (US$)	
		Bulan ini *Current month*	Kumulatif *Cum. Jan. to date*	Bulan ini *Current month*	Kumulatif *Cum. Jan. to date*
84101200	Hydraulic turbines and water wheels ; Of a power exceeding 1,000 kW but not exceeding 10,000 kW	113 675	397 227	3 159 780	5 830 778
84101300	Hydraulic turbines and water wheels ; Of a power exceeding 10,000 kW	658	7 503	1 514	34 569
84109000	Parts, including regulators	16 586	239 832	130 739	1 400 816
84111100	Turbo-jets ; Of a thrust not exceeding 25 kN	98	131	158	578
84111200	Turbo-jets ; Of a thrust exceeding 25 kN	3 830	20 682	50 000	2 073 131
84112100	Turbo propellers ; Of a power not exceeding 1,100 kW	0	291	0	3 298
84112200	Turbo propellers ; Of a power exceeding 1,100 kW	431	857	477 943	790 070
84118100	Other gas turbines ; Of a power not exceeding 5,000 kW	390	1 352	351 435	1 102 388
84118200	Other gas turbines ; Of a power exceeding 5,000 kW	12 923	55 442	3 234 157	13 430 319
84119100	Parts Of turbo-jets or turbo-propellers	4 875	13 374	653 319	2 186 587
84119900	Otherthan part Of turbo-jets or turbo-propellers	69 035	1 116 447	12 745 860	51 757 537
84121000	Reaction engines other than turbo-jets	207	36 443	6 281	593 968
84122100	Hydraulic power engines and motors ; linear acting (cylinders)	451 363	2 033 074	3 835 722	20 672 926
84122900	Hydraulic power engines and motors ; otherthan linear acting (cylinders)	481 358	1 485 384	5 168 057	18 078 606
84123100	Pneumatic power engines and motors ; linear acting (cylinder)	37 980	192 774	994 783	4 884 559
84123900	Pneumatic power engines and motors ; otherthan linear acting (cylinder)	21 301	87 286	584 342	2 335 704
84128000	Other engines and motors	12 559	31 739	178 599	477 333
84129010	Parts ; Of engines of subheading 841210	261	144 724	22 105	166 237
84129020	Parts ; For steam or other vapour power units incorporating boilers	3 290	41 422	136 028	1 086 234
84129090	Parts otherthan	393 715	1 632 815	4 762 989	14 069 541
84131100	Pumps for dispensing fuel or lubricants, of the type used in filling-stations or in garages ; with a measuring device	165 192	565 328	2 541 277	7 719 018
84131910	Pumps fitted or designed to be fitted with a measuring device ; other electrically operated	104 307	336 509	1 211 317	6 534 853
84131920	Pumps fitted or designed to be fitted with a measuring device ; other not electrically operated	73 539	119 107	1 383 772	2 313 446
84132010	Hand pumps, other than those of subheading 841311 or 841319 ; water pumps	69 553	173 250	172 735	490 574
84132020	Hand pumps, other than those of subheading 841311 or 841319 ; breast pumps	17 820	117 621	94 008	704 254
84132090	Other Hand pumps, other than those of subheading 841311 or 841319	154 628	633 942	873 821	3 323 624
84133030	Fuel, lubricating or cooling medium pumps for internal combustion piston engines ; of motor vehicles of heading 8702,8703 or 8704	220 850	1 300 612	3 115 583	26 020 159
84133040	Fuel, lubricating or cooling medium pumps for internal combustion piston engines ; for water pump of motor vehicles of heading 8702,8703 or 8704	70 732	320 788	759 817	3 571 065
84133051	Fuel, lubricating Other, centrifugal type ; with an inlet diameter not exceeding 200 mm	7 858	66 099	66 450	670 353
84133052	Fuel, lubricating Other, centrifugal type ; with an inlet diameter exceeding 200 mm	1 084	1 675	61 595	66 728
84133090	Fuel, lubricating Other, centrifugal type other	344 590	1 748 284	5 285 070	24 515 810
84134000	Concrete pumps	65 860	119 431	458 984	796 177
84135031	Water pumps, with a flow rate not exceeding 8,000 m3/h ; electrically operated	59 039	186 025	657 799	1 851 342
84135032	Water pumps, with a flow rate not exceeding 8,000 m3/h ; not electrically operated	12 706	47 055	67 212	420 834
84135040	Other reciprocating positive displacement pumps ; Water pumps, with a flow rate exceeding 8,000 m3/h but not exceeding 13,000 m3/h	4 164	13 980	48 555	514 071
84135090	Other reciprocating positive displacement pumps otherthan water pumps with a flow rate not exceeding 8000 m3/h and exceeding 8000 m3/h but not exceeding 13000 m3/h	306 433	2 115 351	6 095 016	25 483 087
84136031	Water pumps, with a flow rate not exceeding 8,000 m3/h ; electrically operated	365	41 732	7 510	412 429
84136032	Water pumps, with a flow rate not exceeding 8,000 m3/h ; not electrically operated	80 775	193 044	453 977	1 164 504
84136040	Other rotary positive displacement pumps ; Water pumps, with a flow rate exceeding 8,000 m3/h but not exceeding 13,000 m3/h	2 726	6 199	19 385	85 842

https://www.bps.go.id

I.3. IMPOR MENURUT KOMODITI / IMPORT BY HS COMMODITY
***** APRIL/*APRIL 2022* *****

H S	Uraian Komoditi/*Commodity Description*	Berat bersih/*Net weight* (Kg)		Nilai/*Value CIF* (US$)	
		Bulan ini *Current month*	Kumulatif *Cum. Jan. to date*	Bulan ini *Current month*	Kumulatif *Cum. Jan. to date*
84136090	Other rotary positive displacement pumps otherthan water pumps with a flow rate not exceeding 8000 m3/h and exceeding 8000 m3/h but not exceeding 13000 m3/h	442 823	1 900 600	5 762 839	25 012 984
84137011	Single stage, single suction horizontal shaft water pumps suitable for belt drive or direct coupling, other than pumps w/ shafts common w/ the prime mover ; w/ an inlet diameter not exceeding 200 mm	126 166	406 652	956 407	3 036 643
84137019	Single stage, single suction horizontal shaft water pumps suitable for belt drive or direct coupling, other than pumps with shafts common with the prime mover ; other	605 079	1 867 478	7 086 865	21 027 232
84137031	Submersible water pumps ; With an inlet diameter not exceeding 200 mm	504 069	1 868 212	2 332 884	9 571 045
84137039	Submersible water pumps otherthan With an inlet diameter not exceeding 200 mm	97 920	737 283	613 250	5 130 031
84137042	Other water pumps, with a flow rate not exceeding 8,000 m3/h ; with inlet diameter not exceeding 200 mm, electrically operated	226 837	882 089	1 711 976	6 558 033
84137043	Other water pumps, with a flow rate not exceeding 8,000 m3/h ; with inlet diameter not exceeding 200 mm, not electrically operated	261 904	897 222	995 408	3 328 973
84137049	Other water pumps, with a flow rate not exceeding 8,000 m3/h ; otherthan with inlet diameter not exceeding 200 mm, electrically operated and not electrically operated	159 659	1 163 680	1 246 164	6 320 894
84137051	Other water pumps, with a flow rate exceeding 8,000 m3/h but not exceeding 13,000 m3/h ; with an inlet diameter not exceeding 200 mm	69	4 304	1 973	86 505
84137059	Other water pumps, with a flow rate exceeding 8,000 m3/h but not exceeding 13,000 m3/h ; otherthan with an inlet diameter not exceeding 200 mm	9 705	69 991	175 465	1 578 143
84137091	Other centrifugal pumps ; With an inlet diameter not exceeding 200 mm	16 665	56 658	74 060	371 266
84137099	Other centrifugal pumps otherthan With an inlet diameter not exceeding 200 mm	803 025	2 499 604	7 846 936	26 732 993
84138113	Water pumps with a flow rate not exceeding 8,000 m3/h,electrically operated	73 944	316 954	363 883	1 527 347
84138114	Water pumps with a flow rate not exceeding 8,000 m3/h, not electrically operated	808	58 471	13 321	350 473
84138115	Water pumps, with a flow rate exceeding 8,000 m3/h but not exceeding 13,000 m3/h	2 667	6 134	23 583	46 316
84138119	Other water pumps	198 766	1 777 271	3 695 166	18 424 770
84138210	liquid elevators ; Electrically operated	116 176	282 558	1 004 677	4 360 685
84138220	liquid elevators ; not Electrically operated	44 993	289 081	140 383	746 174
84139110	Part ; Of pumps of subheading 84132010	8 287	35 487	174 889	530 920
84139120	Part ; Of pumps of subheadings 84132020 and 84132090	8 096	78 222	166 233	775 036
84139130	Part ; Of pumps of subheadings 84137011 and 84137019	44 668	152 093	575 761	1 517 739
84139140	Part ; Of other centrifugal pumps	1 238 847	6 322 846	3 774 291	21 428 013
84139190	Part ; Of other pumps	1 400 524	5 646 326	17 697 423	70 931 253
84139200	Part ; Of liquid elevators	12 576	50 029	55 357	169 275
84141000	Vacuum pumps	148 237	557 414	2 441 519	11 178 661
84142010	Hand- or foot-operated air pumps ; bicycle pumps	77 575	616 592	200 176	1 532 187
84142090	Other Hand- or foot-operated air pumps	78 105	475 034	269 631	1 581 929
84143040	Compressors of a kind used in refrigerating equipment ; With a refrigeration capacity exceeding 2110 kW, or with a displacement per revolution of 220 cc or more	88 026	364 390	940 552	4 322 373
84143090	Other Compressors of a kind used in refrigerating equipment	3 443 028	13 789 687	14 475 008	57 896 456
84144000	Air compressors mounted on a wheeled chassis for towing	271 432	1 193 089	1 584 689	7 189 938
84145110	Table fans and box fans ; with a selft-contained electric motor of an output not exceeding 125 w	30 665	80 335	216 942	606 658
84145191	Other floor, wall, window, ceiling or roof fans, with a self- contained electric motor of an output not exceeding 125 W	137 631	454 817	704 781	2 017 711
84145199	Other table fans with fan guard	101 943	221 296	710 684	1 493 424

https://www.bps.go.id

I.3. IMPOR MENURUT KOMODITI / IMPORT BY HS COMMODITY
***** APRIL/*APRIL 2022* *****

H S	Uraian Komoditi/*Commodity Description*	Berat bersih/*Net weight* (Kg)		Nilai/*Value CIF* (US$)	
		Bulan ini *Current month*	Kumulatif *Cum. Jan. to date*	Bulan ini *Current month*	Kumulatif *Cum. Jan. to date*
84145910	Fans of a kind used solely/principally for cooling microprocessors, telecommunication apparatus, automatic data processing machines/units of automatic data processing machines ; of a capacity < 125 kw	5 296	5 296	124 996	124 996
84145920	Explosion-proof air fans, of a kind used in underground mining ; of a capacity not exceeding 125 kw	622 914	678 153	5 261 471	6 568 810
84145930	Blowers ; Of a capacity not exceeding 125 kW	581 609	1 368 092	5 069 337	11 590 527
84145941	Other with fan guard Of a capacity not exceeding 125 kW	81 282	208 891	388 966	1 032 556
84145949	Other fans	62 736	124 326	733 127	2 361 026
84145950	Other blower otherthan Of a capacity not exceeding 125 kW	181 934	1 040 833	1 228 051	5 564 660
84145991	Table fans other With fan guard	18 581	338 324	185 398	1 774 405
84145992	Table fans ; Explosion-proof air fans, of a kind used in underground mining	24 555	62 811	393 299	1 475 903
84145999	Other table fans otherthan with fan guard and Explosion-proof air fans, of a kind used in underground mining	857 187	2 915 639	5 574 876	20 195 664
84146011	Laminar airflow cabinets ; fitted with filter	12 078	59 453	204 302	1 038 482
84146019	Hoods fitted with filter otherthan Laminar airflow cabinets	134 883	559 658	891 700	3 644 600
84146091	Suitable for industrial use ; not fitted with a filter	28 199	93 179	114 224	580 516
84146099	Hoods not fitted with a filter otherthan suitable for industrial use	4 924	65 085	34 623	529 116
84148011	Laminar airflow cabinets ; fitted with filters	7 975	37 293	141 648	1 197 069
84148019	Other fitted with filters otherthan laminar airflow cabinets	46 641	764 465	837 309	12 103 912
84148021	Suitable for industrial use ; not fitted with a filter	19 683	81 856	211 954	613 416
84148029	Other not fitted with filters otherthan Suitable for industrial use	30 827	512 967	689 817	4 136 022
84148030	Free-piston generators for gas turbines	43 120	179 067	553 773	2 368 647
84148041	Gas compression modules suitable for use in oil drilling operations ; compressor otherthan those of subheading 841430 or 841440	142 477	199 172	3 597 660	4 178 703
84148042	Of a kind used for automotive air conditioners ; compressors otherthan those of subheading 841430 or 841440	82 479	315 458	1 671 150	4 664 103
84148043	Sealed units for air conditioning machines ; compressors otherthan those of subheading 841430 or 841440	1 392	92 310	34 238	716 109
84148049	Other Compressors other than those of subheading 841430 or 841440	453 896	1 834 059	5 019 994	20 265 567
84148050	Air pumps	230 601	1 028 003	2 307 019	10 291 146
84148090	Air/vacuum pumps, air/oth gas compressors & fans; ventilating/recycling hoods incorporating a fan, whether/not fitted w/filters; gas-tight biological safety cabinets, whether/not fitted w/filters oth	202 134	524 868	1 288 302	4 083 169
84149021	Parts ; Of fans of goods of heading 8415, 8418, 8509 or 8516	17 756	114 453	193 108	1 260 174
84149022	Parts ; Of fans of blowers	51 406	158 644	534 169	1 402 211
84149029	Other parts of fans	1 542 468	5 664 723	5 223 247	22 995 076
84149031	Parts ; of hoods Of goods of subheading 841460	20 615	126 430	140 705	1 002 594
84149032	Parts ; of hoods Of goods of subheading 841480	127 798	180 335	2 219 980	2 807 119
84149041	Parts ; of goods of subheading 841410 For electrically operated machines	61 758	75 493	1 265 902	2 112 994
84149042	Parts ; of goods of subheading 841410 For non-electrically operated machines	1 659	3 446	33 574	452 874
84149050	Parts ; Of goods of subheading 841420	4 551	11 460	15 159	34 886
84149060	Parts ; Of goods of subheading 841430	364 408	1 391 992	3 982 276	15 447 134
84149070	Parts ; Of goods of subheading 841440	4 379	45 809	84 905	589 640
84149080	Parts ; Of goods of subheading 841470	2 141	2 141	104 937	104 937
84149090	Part ; Of other pumps or compressors	151 402	776 561	3 818 277	16 141 811
84151020	Air conditioning machines Of a kind designed to be fixed to a window, wall, ceiling or floor, self-contained or “split-system” ; of a cooling capacity not exceeding 2110 kw	4 521 722	21 687 141	28 728 809	126 001 327
84151030	Air conditioning machines Of a kind designed to be fixed to a window, wall, ceiling or floor, self-contained or “split-system” ; of a cooling capacity exceeding 2110 kw but not exceeding 2638 kw	242	242	2 764	2 764
84151090	Air conditioning machines Of a kind designed to be fixed to a window, wall, ceiling or floor, self-contained or “split-system” other	16 146	168 022	135 985	1 349 219
84152010	Explosion-proof air fans, of a kind used in underground mining ; of a capacity not exceeding 125 kw	38	7 335	5 743	140 980
84152090	Air conditioning machines Of a kind used for persons, in motor vehicles ; otherthan of a cooling capacity not exceeding 2638 kw	886	11 598	45 079	864 921

https://www.bps.go.id

I.3. IMPOR MENURUT KOMODITI / IMPORT BY HS COMMODITY
***** APRIL/*APRIL 2022* *****

H S	Uraian Komoditi/*Commodity Description*	Berat bersih/*Net weight* (Kg)		Nilai/*Value CIF* (US$)	
		Bulan ini *Current month*	Kumulatif *Cum. Jan. to date*	Bulan ini *Current month*	Kumulatif *Cum. Jan. to date*
84158111	Air conditioning machine of a kind used in aircraft of a cooling capacity not exceeding 2110 kW	153	153	8 702	8 702
84158112	Air conditioning machines of akind used in aircraft of a cooling capacity exceeding 2110 kW and with an air flow rate of each evaporator unit exceeding 6796 m3/min	0	356	0	6 840
84158119	Air conditioning machine of a kind used in aircraft other	691	7 482	10 284	101 407
84158139	Air conditioning machines Of a kind used in motor vehicles (other than those of subheading 841520) ; otherthan of a cooling capacity not exceeding 2638	0	131	0	3 585
84158196	Incorporating a refrigerating unit and a valve for reversal of the cooling/heat cycle (reversible heat pumps); Of a cooling capacity exceeding 2638 kW and with an air flow rate of each evaporator unit exceeding 6796 m3/min	0	21 743	0	339 490
84158197	Incorporating a refrigerating unit and a valve for reversal of the cooling/heat cycle (reversible heat pumps) ; of a cooling capacity not exceeding 2110 kw	7 154	19 792	49 134	139 076
84158198	Incorporating a refrigerating unit and a valve for reversal of the cooling/heat cycle (reversible heat pumps) ; of a cooling capacity not exceeding 2110 kw but not exceeding 2638 kw	0	2 822	0	15 099
84158199	Incorporating a refrigerating unit and a valve for reversal of the cooling/heat cycle (reversible heat pumps) ; otherthan of a cooling capacity not exceeding 2110 kw and but not exceeding 2638	78 081	109 708	978 108	1 306 065
84158211	Of a kind used in aircraft ; Of a cooling capacity exceeding 2110 kW and with an air flow rate of each evaporator unit exceeding 6796 m3/min	0	1 608	0	30 426
84158219	Of a kind used in aircraft ; otherthan Of a cooling capacity exceeding 2110 kW and with an air flow rate of each evaporator unit exceeding 6796 m3/min	613	9 077	20 060	104 729
84158229	Of a kind used in railway rolling stock otherthan Of a cooling capacity not exceeding 2638 kW	1 088	8 768	18 710	141 079
84158239	Of a kind used in motor vehicles (other than those of subheading 841520) ; otherthan of a cooling capacity not exceeding 2638	2 493	16 146	80 897	395 595
84158291	Incorporating a refrigerating unit Of a cooling capacity not exceeding 2638 kW	212 698	1 177 555	2 207 196	10 996 347
84158299	Other, incorporating a refrigerating unit otherthan of a cooling capacity not exceeding 2638 kw	165 741	792 758	2 250 466	10 161 762
84158319	Of a kind used in aircraft otherthan Of a cooling capacity exceeding 2110 kW and with an air flow rate of each evaporator unit exceeding 6796 m3/min	0	430	0	5 756
84158329	Of a kind used in railway rolling stock otherthan ; Of a cooling capacity not exceeding 2638 kW	0	10 241	0	130 779
84158339	Of a kind used in motor vehicles (other than those of subheading 841520) ; otherthan of a cooling capacity not exceeding 2638	2 411	2 411	24 020	24 020
84158391	Not incorporating a refrigerating unit ; other of a cooling capacity not exceeding 2638 kw	206 654	939 239	2 182 403	10 773 886
84158399	Not incorporating a refrigerating unit ; otherthan of a cooling capacity not exceeding 2638 kw	75 143	322 053	492 843	3 817 215
84159013	Parts Of a kind used in aircraft or railway rolling stock of machines with a cooling capacity not exceeding 2110 kw	64	621	17 056	35 171
84159014	Parts Evaporators or condensers for air conditioning machines for motor vehicles ; of machines with a cooling capacity not exceeding 2110 kw	246 639	1 116 242	3 429 596	14 498 278
84159015	Parts Chassis, welded and painted, other than of subheading 84159013 ; of machines with a cooling capacity not exceeding 2110 kw	105 139	245 096	447 548	1 121 985
84159019	Other parts Of machines with a cooling capacity not exceeding 2110 kW	1 425 982	11 527 971	9 357 459	69 959 342
84159024	Parts Of a kind used in aircraft or railway rolling stock ; with an air flow rate of each evaporator unit exceeding 6796 m3/min	4	4	20 115	20 115
84159025	Parts Of a kind used in aircraft or railway rolling stock ; otherthan with an air flow rate of each evaporator unit exceeding 6796 m3/min	1 221	16 685	19 235	157 802

https://www.bps.go.id

I.3. IMPOR MENURUT KOMODITI / IMPORT BY HS COMMODITY
***** APRIL/*APRIL 2022* *****

H S	Uraian Komoditi/*Commodity Description*	Berat bersih/*Net weight* (Kg)		Nilai/*Value CIF* (US$)	
		Bulan ini *Current month*	Kumulatif *Cum. Jan. to date*	Bulan ini *Current month*	Kumulatif *Cum. Jan. to date*
84159029	Parts Of machines with a cooling capacity exceeding 2110 kW but not exceeding 2638 kW ; otherthan of a kind used in aircraft or railway rolling stock	8 557	29 259	227 688	742 634
84159035	Parts other With an air flow rate of each evaporator unit exceeding6796 m3/min otherthan of a kind used in aircreaft or railway rolling stock	5 539	12 014	115 206	234 480
84159039	Parts other Of machines with a cooling capacity exceeding 2638 kW but not exceeding 5275 kW ; otherthan of a kind used in aircraft or railway rolling stock	72	7 597	510	111 572
84159045	Parts With an air flow rate of each evaporator unit exceeding6796 m3/min otherthan of a kind used in aircraft or railway rolling stock	54 414	151 529	1 799 849	4 102 321
84159046	Part Of machines with a cooling capacity exceeding 5275 kW ; of a kind used in aircraft or railway rolling stock	18	18	47 903	47 903
84159049	Part Of machines with a cooling capacity exceeding 5275 kW ; otherthan of a kind used in aircraft or railway rolling stock	43 809	410 626	783 327	3 365 099
84161000	Furnace burners for liquid fuel	18 507	183 129	111 795	1 141 330
84162000	Other furnace burners, including combination burners	4 541 228	5 111 574	13 240 070	17 352 969
84163000	Mechanical stokers, including their mechanical grates, mechanical ash dischargers and similar appliances	22 623	837 916	67 280	2 825 474
84169000	Part Furnace burners for liquid fuel, for pulverised solid fuel or for gas; mechanical stokers, including their mechanical grates, mechanical ash dischargers and similar appliances	484 420	2 114 643	1 337 967	9 094 762
84171000	Furnaces and ovens for the roasting, melting or other heat-treatment of ores, pyrites or of metals	7 656 972	27 484 823	21 755 276	74 786 790
84172000	Bakery ovens, including biscuit ovens	254 115	825 761	2 519 496	8 170 238
84178010	Parts other Waste incinerators	136	136	12 014	12 014
84178090	Parts otherthan Waste incinerators	4 424 448	59 046 855	16 877 643	126 555 497
84179000	Parts Industrial or laboratory furnaces and ovens, including incinerators, non-electric	1 592 506	6 615 105	8 050 500	22 496 344
84181031	Household type, of a capacity not exceeding 230 l ; fitted with separate external doors only	164 706	424 925	643 632	1 738 385
84181032	Other household type, of a capacity exceeding 230 l ; fitted with separate external doors only	1 611 102	5 861 413	7 910 892	29 872 698
84181039	Fitted with separate external doors only ; otherthan household type, of capacity not exceeding 2301; other household type, of a capacity exceeding 2301	292 396	1 229 423	1 187 909	5 265 196
84181091	Other Display counters, show-cases and the like, incorporating refrigerating equipment, of a capacity exceeding 200 l other	40 000	40 000	241 690	241 690
84181099	Combined refrigerator ; otherthan Display counters, show-cases and the like, incorporating refrigerating equipment, of a capacity exceeding 200 l other	20 554	20 554	80 482	80 482
84182110	Compression type ; Of a capacity not exceeding 230 l	201 135	722 511	755 724	2 623 849
84182190	Compression type ; otherthan Of a capacity not exceeding 230 l	0	25 817	0	136 507
84182900	Refrigerators, household type ; other	625	637	1 175	1 450
84183010	Freezers of the chest type, not exceeding 800 l capacity ; of a capacity not exceeding 200 l	396 082	2 228 807	1 623 087	8 832 122
84183090	Freezers of the chest type, not exceeding 800 l capacity ; other	901 640	3 469 784	3 742 879	14 581 440
84184010	Freezers of the upright type, not exceeding 900 l capacity ; of a capacity not exceeding 200 l	0	20 792	0	67 831
84184090	Freezers of the upright type, not exceeding 900 l capacity ; other	3 589	36 453	30 663	257 270
84185011	Display counters, show-cases and the like, incorporating refrigerating equipment, of a capacity exceeding 200 l ; of a kind suitable for medical, surgical or laboratory use	3 014	32 010	45 374	510 523
84185019	Display counters, show-cases and the like, incorporating refrigerating equipment, of a capacity exceeding 200 l ; otherthan of a kind suitable for medical, surgical or laboratory use	1 844 540	6 675 622	8 039 303	29 462 408
84185091	Other furniture Of a kind suitable for medical, surgical or laboratory use	25 879	69 701	591 017	1 459 191
84185099	Other furniture ; otherthan Of a kind suitable for medical, surgical or laboratory use	123 505	851 406	551 058	3 874 414
84186100	Other refrigerating or freezing equipment ; Heat pumps other than air conditioning machines of heading 8415	9 821	63 489	160 946	879 018

https://www.bps.go.id

I.3. IMPOR MENURUT KOMODITI / IMPORT BY HS COMMODITY
***** APRIL/*APRIL 2022* *****

H S	Uraian Komoditi/*Commodity Description*	Berat bersih/*Net weight* (Kg)		Nilai/*Value CIF* (US$)	
		Bulan ini *Current month*	Kumulatif *Cum. Jan. to date*	Bulan ini *Current month*	Kumulatif *Cum. Jan. to date*
84186910	Other refrigerating or freezing equipment; beverage coolers	53 640	544 407	272 160	3 616 877
84186930	Other refrigerating or freezing equipment; cold water dispenser	1 214	10 378	8 823	89 623
84186941	Water chillers with a refrigeration capacity exceeding 2110 kW ; for air conditioning machines	228 087	765 366	2 331 212	8 046 323
84186949	Water chillers with a refrigeration capacity exceeding 2110 kW ; otherthan for air conditioning machines	50 205	333 186	849 520	3 398 801
84186950	Other refrigerating or freezing equipment; scale ice-maker units	114 030	239 236	965 960	2 153 289
84186990	Other refrigerating or freezing equipment; otherthan beverage coolers ; cold water dispenser ; water chillers with a refrigeration capacity exceeding 2110 kw and scale ice-maker units	914 055	3 249 617	6 479 753	23 214 979
84189100	Parts of Furniture designed to receive refrigerating or freezing equipment	10 054	214 792	70 817	1 374 199
84189910	Parts of Evaporators or condensers	321 556	1 696 572	2 455 793	11 107 837
84189940	Parts of Aluminium roll-bonded panels of a kind used for the goods of subheading 84181031, 84181032, 84182110, 84182190 or84182900	3	12 432	366	113 232
84189990	Parts of ; otherthan evaporators or condensers ; Aluminium roll-bonded panels of a kind used for the goods of subheading 84181031, 84181032, 84182110, 84182190 or84182900	1 454 912	5 023 398	13 554 159	33 757 663
84191110	Instantaneous gas water heaters ; household type	23 317	249 974	296 542	2 116 986
84191190	Instantaneous gas water heaters ; otherthan household type	103 409	155 170	750 497	4 332 207
84191200	Instantaneous or storage water heaters, non-electric ; solar water heaters	6 909	6 909	23 622	23 622
84191910	Instantaneous or storage water heaters, non-electric ; other household type	0	21 386	0	105 978
84191990	Instantaneous or storage water heaters, non-electric ; otherthan household type	1 110	14 022	35 447	177 085
84192000	Medical, surgical or laboratory sterilisers	24 320	153 021	1 317 446	4 230 692
84193310	lyophilisation apparatus, freeze drying units and spray dryers ; For agricultural products; for wood, paper pulp, paper or paperboard	29	38	420	876
84193390	lyophilisation apparatus, freeze drying units and spray dryers ; otherthan For agricultural products; for wood, paper pulp, paper or paperboard	9 424	9 424	107 108	107 108
84193410	Evaporators ; Other, for agricultural products	51	355	248	5 690
84193420	Other, for agricultural products ; electrically operated	266 182	622 176	1 014 616	2 757 451
84193490	Other for agricultural products otherthan evaporators and electrically operated	30 903	151 131	167 621	975 425
84193510	Other, for wood, paper pulp, paper or paperboard ; electrically operated	83 403	403 214	209 918	2 260 910
84193930	Dryers Machinery for the treatment of materials by a process involving heating, for the manufacture of printed circuit boards,	12 458	162 906	493 875	1 060 584
84193990	Other printed wiring boards or printed circuit assemblies, electrically operated	1 115 897	2 823 836	6 514 649	27 849 853
84194010	Distilling or rectifying plant ; electrically operated	62 318	1 182 103	1 455 906	11 708 998
84194020	Distilling or rectifying plant ; not electrically operated	78 006	108 871	453 336	869 395
84195010	Heat exchange units ; cooling towers	2 271 824	7 425 867	19 041 018	49 407 771
84195020	Heat exchange units made of tubes of fluoropolymers, with both inlet and outlet tubes having an inside diameter measuring 3 cm or less	28 015	28 015	2 299 875	2 299 875
84195091	Heat exchange units ; electrically operated	1 317 710	2 735 882	10 510 183	30 429 097
84195092	Heat exchange units ; not electrically operated	264 516	738 211	3 491 754	14 834 024
84196000	Machinery for liquefying air or other gases	170 361	2 217 928	3 722 722	21 213 579
84198110	Other machinery For making hot drinks or for cooking or heating food ; electrically operated	176 091	627 102	2 285 052	10 875 985
84198120	Other machinery For making hot drinks or for cooking or heating food ; not electrically operated	125 392	459 272	1 531 375	3 622 931
84198913	Oth Machinery for the treatment of materials by a process involving heating, for the manufacture of printed circuit boards, printed wiring boards or printed circuit assemblies ; electrically operated	115 707	10 497 159	1 058 845	50 405 524
84198919	Other machinery electrically operated	1 833 680	4 672 527	11 150 300	28 051 586
84198920	Other machinery not electrically operated	1 738 293	3 360 353	3 263 327	14 580 101

https://www.bps.go.id

I.3. IMPOR MENURUT KOMODITI / IMPORT BY HS COMMODITY
***** APRIL/*APRIL 2022* *****

H S	Uraian Komoditi/*Commodity Description*	Berat bersih/*Net weight* (Kg)		Nilai/*Value CIF* (US$)	
		Bulan ini *Current month*	Kumulatif *Cum. Jan. to date*	Bulan ini *Current month*	Kumulatif *Cum. Jan. to date*
84199012	Parts of machinery for the treatment of materials by a process involving heating, for the manufacture of printed circuit boards, wiring boards/ circuit assemblies ; of electrically operated articles	9 406	50 772	120 966	916 379
84199013	Parts Casings for cooling towers ; of electrically operated articles	2 045	7 799	6 663	31 614
84199019	Parts other Of electrically operated articles	4 864 799	6 863 736	20 170 263	36 517 443
84199022	Parts Of instantaneous gas water heaters, household type ; of non-electrically operated articles	17 064	124 389	35 718	631 876
84199029	Parts Of non-electrically operated articles ; otherthan of instantaneos gas water heaters, household type	287 937	1 007 980	4 413 495	12 133 623
84201010	Calendering or other rolling machines ; Of a kind used solely or principally for the manufacture of printed circuit substrates or printed circuits	11 065	11 977	86 881	92 413
84201020	Calendering or other rolling machines ; Ironing machines or wringers suitable for domestic use	689	3 839	2 902	20 152
84201090	Calendering/other rolling machines ; oththan Of a kind used solely/principally for the manufacture of printed circuit substrates/printed circuits ; ironing machines/wringers suitable for domestic use	121 448	301 788	997 435	3 416 314
84209110	Parts of cylinders Of goods of subheading 84201010	5	197	71 757	140 062
84209190	Parts of cylinders; otherthan Of goods of subheading 84201010	8 208	46 216	177 033	674 068
84209910	Parts other Of goods of subheading 84201010	844	901	39 890	48 438
84209990	Parts otherthan ; Of goods of subheading 84201010	21 959	50 235	166 206	988 029
84211100	Centrifuges, including centrifugal dryers ; cream separators	684	4 111	41 344	141 745
84211200	Centrifuges, including centrifugal dryers ; clothes dryers	40	26 269	215	186 122
84211910	Centrifuges, including centrifugal dryers ; of a kind used for sugar manufacture	16 684	127 047	101 245	1 847 134
84211990	Centrifuges, including centrifugal dryers ; otherthan of a kind used for sugar manufacture	72 886	475 182	700 543	4 566 204
84212111	Machinery for filtering or purifying water and apparatus for domestic use ; of a capacity not exceeding 500 I/h	60 553	305 064	361 151	2 089 871
84212119	Machinery for filtering or purifying water otherthan apparatus for domestic use ; of a capacity not exceeding 500 I/h	329 343	2 405 181	4 633 346	32 368 186
84212122	Filtering machinery of a capacity exceeding 500 I/h ; electrically operated	644 376	1 820 955	6 164 029	17 821 099
84212123	Filtering machinery of a capacity exceeding 500 I/h ; not electrically operated	25 519	263 742	384 414	2 276 338
84212230	Machinery For filtering or purifying beverages other than water ; electrically operated of a capacity exceeding 500 I/h	53	812	5 011	21 040
84212290	Machinery For filtering or purifying beverages other than water ; otherthan electrically operated of a capacity exceeding 500 I/h	26 474	72 234	452 800	1 582 572
84212311	Oil filter For machinery of heading 8429 or 8430 :	93 173	275 833	1 129 283	4 052 755
84212319	Machinery of heading 8429 or 8430 ; otherthan oil filter	71 467	305 774	1 897 273	7 065 532
84212321	For motor vehicles of Chapter 87 ; oil filters	157 589	705 943	1 635 954	7 416 141
84212329	For motor vehicles of Chapter 87 ; otherthan oil filters	137 463	529 415	1 586 808	6 845 391
84212391	Oil or petrol-filters for internal combustion engines ; oil filters	15 306	64 666	314 553	1 321 890
84212399	Oil or petrol-filters for internal combustion engines ; otherthan oil filters	84 261	418 451	1 215 574	5 252 308
84212910	Filtering or purifying machinery and apparatus for liquids ; of a kind suitable for medical, surgical or laboratory use	4 037	17 892	208 477	1 159 360
84212920	Filtering or purifying machinery and apparatus for liquids ; of a kind used for sugar manufacture	639	2 349	12 065	56 286
84212930	Filtering or purifying machinery and apparatus for liquids ; of a kind used in oil drilling operations	1 468	54 943	6 851	611 605
84212940	Filtering or purifying machinery and apparatus for liquids ; other petrol-filters	8 941	149 232	223 701	1 924 016
84212950	Filtering or purifying machinery and apparatus for liquids ; other oil filters	74 400	225 351	1 369 486	4 917 048
84212960	Filtering or purifying machinery and apparatus for liquids ; other of fluoropolymers and with filter or purifier membrane thickness not exceeding 140 microns	342	342	33 902	33 902
84212990	Filtering or purifying machinery and apparatus for liquids other	891 385	2 694 226	9 149 697	33 509 104

https://www.bps.go.id

I.3. IMPOR MENURUT KOMODITI / IMPORT BY HS COMMODITY
***** APRIL/*APRIL 2022* *****

H S	Uraian Komoditi/*Commodity Description*	Berat bersih/*Net weight* (Kg)		Nilai/*Value CIF* (US$)	
		Bulan ini *Current month*	Kumulatif *Cum. Jan. to date*	Bulan ini *Current month*	Kumulatif *Cum. Jan. to date*
84213110	Intake air filters for internal combustion engines ; for machinery of heading 8429 or 8430	13 966	68 480	334 383	1 374 599
84213120	Intake air filters for internal combustion engines ; for motor vehicles of chapter 87	87 009	397 121	786 669	3 636 029
84213190	Intake air filters for internal combustion engines ; otherthan for machinery of heading 8429 or 8430 and motor vehicles of chapter	1 558 785	2 337 198	8 094 670	16 537 677
84213200	Machinery and apparatus for gases ; Catalytic converters or particulate filters, whether or not combined, for purifying or filtering exhaust gases from internal combustion engines	7 019	7 019	695 377	695 377
84213920	Filtering or purifying machinery and apparatus for gases ; air purifiers	190 972	1 017 135	2 754 401	14 834 742
84213930	Filtering or purifying machinery and apparatus for gases ; Other, with stainless steel housing, and with inlet and outlet tube bores with inside diameters not exceeding 13 cm	944	944	40 919	40 919
84213990	Filtering or purifying machinery and apparatus for gases ; other	5 235 818	17 088 046	19 575 693	78 216 980
84219110	Part Of centrifuges, including centrifugal dryers ; of goods of subheading 84211200	639	8 953	9 162	873 896
84219120	Part Of centrifuges, including centrifugal dryers ; of goods of subheading 84211910	225	7 339	18 599	439 157
84219190	Part Of centrifuges, including centrifugal dryers ; of goods of subheading 84211100 or 84211990	15 026	53 020	691 116	2 748 101
84219921	Part other Filtering cartridges for filters of subheading 842123 ; for subheading 84212311 or 84212321	32 844	380 967	424 500	3 441 240
84219929	Part other Filtering cartridges for filters of subheading 842123 ; otherthan subheading 84212311 or 84212321	115 200	394 808	1 499 850	5 439 889
84219930	Part other ; Of goods of subheading 842131	18 764	123 679	474 701	2 047 422
84219940	Part other ; Of goods of subheading 84212950	9 489	9 489	324 835	324 835
84219950	Part other ; Of goods of subheading 84212960	598	598	25 893	25 893
84219960	Part other ; Of goods of subheading 84213930	829	829	30 797	30 797
84219970	Part other ; Of goods of subheading 84213990	47 782	499 672	502 575	4 651 998
84219991	Part other ; Of goods of subheading 84212920	10 852	15 593	193 364	392 823
84219994	Part other ; Of goods of subheading 84212111	45 657	200 258	207 444	1 602 753
84219996	Part other ; Of goods of subheading 84212311 or 84212391	6 409	23 113	171 036	537 914
84219997	Part other ; Of goods of subheading 84212319 or 84212399	6 241	19 808	75 333	311 616
84219999	Part other ; otherthan of goods of subheading 84212920 ; 84212111 ; 84212311 or 84212391 ; and 84212319 or 84212399	883 883	6 230 436	10 374 465	49 605 300
84221100	Dish washing machines ; of the household type	15 983	49 547	115 217	328 254
84221900	Dish washing machines ; otherthan of the household type	40 377	116 232	1 840 418	3 088 024
84222000	Machinery for cleaning or drying bottles or other containers	6 003	13 282	147 777	282 417
84223000	Machinery for filling, closing, sealing/labelling bottles, cans, boxes, bags or other containers; machinery for capsuling bottles, jars, tubes & similar containers; machinery for aerating beverages	975 174	2 952 878	21 633 856	58 054 184
84224000	Other packing or wrapping machinery (including heat-shrink wrapping machinery)	402 545	2 768 101	10 354 223	59 601 067
84229010	Part Dish washing machines of subheading 842211	225	3 508	11 829	250 979
84229090	Part Dish washing machines ; otherthan of subheading 842211	271 167	596 918	6 301 494	26 221 555
84231010	Personal weighing machines, including baby scales; household scales ; electrically operated	84 965	305 528	242 855	1 149 039
84231020	Personal weighing machines, including baby scales; household scales ; not electrically operated	58 850	214 226	159 827	923 878
84232010	weighing machines Scales for continuous weighing of goods on conveyors ; using electronic means for gauging weight	8 459	28 082	518 508	1 546 593
84232090	weighing machines Scales for continuous weighing of goods on conveyors ; otherthan using electronic means for gauging weight	1 919	5 208	9 295	32 513
84233010	Constant weight scales and scales for discharging a predetermined weight of material into a bag or container, including hopper scales ; using electronic means for gaging weight	280 728	646 783	1 663 542	5 537 777
84233090	Constant weight scales and scales for discharging a predetermined weight of material into a bag or container, including hopper scales ; otherthan using electronic means for gaging weight	9 672	38 105	137 751	511 769
84238110	Other weighing machinery ; Having a maximum weighing capacity not exceeding 30 kg ; using electronic means for gauging weight	65 281	275 682	541 384	2 078 170

https://www.bps.go.id

I.3. IMPOR MENURUT KOMODITI / IMPORT BY HS COMMODITY
***** APRIL/*APRIL 2022* *****

H S	Uraian Komoditi/*Commodity Description*	Berat bersih/*Net weight* (Kg)		Nilai/*Value CIF* (US$)	
		Bulan ini *Current month*	Kumulatif *Cum. Jan. to date*	Bulan ini *Current month*	Kumulatif *Cum. Jan. to date*
84238190	Other weighing machinery ; Having a maximum weighing capacity not exceeding 30 kg ; otherthan using electronic means for gauging weight	180 970	592 457	508 084	1 750 741
84238232	Other weight machinery ; having a maximum weighing capacity not exceeding 1000 kg ; other using electronic means for gauging weight	141 257	386 677	588 418	1 728 374
84238239	Oth weight machinery ; having a maximum weighing capacity not exceeding 1000 kg ; other	116 979	468 641	416 875	1 783 724
84238241	Other weight machinery ; having a maximum weighing capacity exceeding 1000 kg ; For weighing motor vehicles, using electronic means for gauging weight	7	7	375	375
84238242	Other weight machinery ; having a maximum weighing capacity exceeding 1000 kg ; other using electronic means for gauging weight	1	4 343	29	81 318
84238249	Oth weight machinery ; having a maximum weighing capacity exceeding 1000 kg other	41	85	4 273	6 801
84238910	Other weight machinery ; Using electronic means for gauging weight	50 245	140 726	192 679	588 769
84238990	Other weight machinery ; otherthan Using electronic means for gauging weight	18 126	47 748	48 814	117 410
84239010	Weighing machine weights of all kinds	3 112	29 739	59 334	355 031
84239030	weighing machinery ; of part using electronic means for gauging weight, excluding of machines for weighing motor vehicles	66 997	66 997	388 310	388 310
84239040	Other weighing machinery of part	188 442	880 454	5 052 030	18 847 439
84241010	Mechanical appliences ; Fire extinguishers of a kind suitable for aircraft use whether or not charged	0	6 192	0	262 908
84241090	Mechanical appliences ; Fire extinguishers otherthan of a kind suitable for aircraft use, whether or not charged	304 107	785 789	1 044 469	2 272 927
84242011	Mechanical appliences ; spray guns and similar appliences ; agricultural or horticultural with electrically operated	9 001	48 671	116 404	436 571
84242019	Mechanical appliences ; spray guns and similar appliences ; otherthan agricultural or horticultural with electrically operated	116 470	415 521	564 747	2 634 265
84242021	Mechanical appliences ; spray guns and similar appliences ; agricultural or horticultural with not electrically operated	1 992	15 098	6 169	141 784
84242029	Mechanical appliences ; spray guns and similar appliences ; otherthan agricultural or horticultural with not electrically operated	71 875	417 649	413 143	3 231 086
84243000	Mechanical appliences ; Steam or sand blasting machines and similar jet projecting machines	279 280	1 139 582	1 801 608	8 101 462
84244110	Agricultural or horticultural ; portable sprayers ; Hand-operated insecticide sprayers	81 717	271 516	185 437	641 893
84244120	Agricultural or horticultural ; portable sprayers ; other not electrycally operated	6 113	38 833	185 984	315 187
84244190	Agricultural or horticultural ; portable sprayers ; otherthan ; Hand-operated insecticide sprayers and other not electrycally operated	89 864	320 733	308 566	1 138 944
84244910	Machines Agricultural or horticultural sprayers ; electrically operated	187 068	603 471	523 407	2 228 930
84244920	Machines Agricultural or horticultural sprayers ; not electrically operated	80 667	234 339	390 898	1 217 395
84248210	Mechanical Other appliances ; agricultural or hortikultural ; drip irrigation systems	12 935	67 906	266 009	1 079 167
84248220	Mechanical Other appliances ; agricultural or hortikultural ; other electrically operated	14 128	137 087	75 766	662 031
84248230	Mechanical Other appliances ; agricultural or hortikultural ; other not electrically operated	1 611	24 230	5 610	183 644
84248910	Mechanical other appliances ; Hand-operated household sprayers of a capacity not exceeding 3 l	80 126	317 984	322 371	1 380 195
84248920	Mechanical other appliances ; Spray heads with dip tubes	49 487	214 221	147 034	961 213
84248940	Mechanical other appliances ; Other, of a kind used solely or principally for the manufacture of printed circuit boards or printed wiring boards substrates or their components	14 830	60 175	93 351	486 427
84248950	Mechanical other appliances ; Other, electrically operated	188 938	814 834	2 557 200	7 698 346

https://www.bps.go.id

I.3. IMPOR MENURUT KOMODITI / IMPORT BY HS COMMODITY
*** APRIL/*APRIL 2022* ***

H S	Uraian Komoditi/*Commodity Description*	Berat bersih/*Net weight* (Kg)		Nilai/*Value CIF* (US$)	
		Bulan ini *Current month*	Kumulatif *Cum. Jan. to date*	Bulan ini *Current month*	Kumulatif *Cum. Jan. to date*
84248990	Mechanical other appliances ; Other not electrically operated	239 426	914 912	1 838 310	6 942 019
84249010	Part Of fire extinguishers	184 413	1 470 113	1 294 121	6 196 299
84249021	Part electrically operated ; Of goods of subheading 84242011	2 049	21 870	20 304	124 450
84249023	Part electrically operated ; otherthan Of goods of subheading 84242011	67 663	734 970	519 301	4 036 307
84249024	Part not electrically operated ; Of goods of subheading 84242021	0	515	0	9 812
84249029	Part not electrically operated ; otherthan Of goods of subheading 84242021	124 067	505 698	618 172	2 015 918
84249030	Part ; Of steam or sand blasting machines and similar jet projecting machines	19 928	77 941	191 212	792 892
84249093	Part of other appliances ; Of goods of subheading 84248210	4 579	21 255	6 267	141 538
84249094	Part of other appliances ; Of goods of subheading 84244110, 84244120, 84244920 or 84248230	51 318	359 013	277 636	1 393 717
84249095	Part of other appliances ; Of goods of subheading 84244190, 84244910 or 84248220	37 669	217 705	138 196	931 489
84249096	Part of other appliances ; Of goods of subheading 84248940	3 172	3 172	57 875	57 875
84249099	Part of other appliances ; otherthan Of goods of subheading 84248210 ; 84244110, 84244120, 84244920, or 84248230 ; 84244190, 84244910, or 84248220 ; 84248940	221 423	1 088 552	2 848 928	10 169 927
84251100	Pulley tackle and hoists other than skip hoists ; powered by electric motor	10 002 030	11 513 087	2 544 171	9 205 816
84251900	Pulley tackle and hoists other than skip hoists ; and otherthan powered by electric motor	314 730	1 341 312	1 259 498	5 753 106
84253100	Winches ; capstans ; Powered by electric motor	49 756	474 409	336 363	2 693 110
84253900	Winches ; capstans ; otherthan Powered by electric motor	121 121	618 812	721 021	4 857 753
84254100	Jacks; hoists of a kind used for raising vehicles ; built-in jacking systems of type used in garages	28 116	201 230	80 524	609 717
84254210	Other Jacks and hoists ; hydraulic of a kind used in tipping mechanisms for lorries	146 703	623 917	329 402	1 392 398
84254290	Other Jacks and hoists ; hydraulic otherthan of a kind used in tipping mechanisms for lorries	2 132 218	5 689 160	4 336 400	13 049 392
84254910	Jacks; hoists of a kind used for raising vehicles ; electrically operated	109 665	189 787	876 402	1 239 348
84254920	Jacks; hoists of a kind used for raising vehicles ; not electrically operated	49 360	259 707	233 004	1 384 376
84261100	Ships' derricks ; Overhead travelling cranes on fixed support	646 048	2 995 017	1 942 776	10 940 285
84261200	Ships' derricks ; Mobile lifting frames on tyres and straddle carriers	842 583	959 791	4 438 669	4 649 806
84261920	Ships' derricks ; Bridge cranes	2 097 734	2 383 271	13 001 180	13 734 679
84261930	Ships' derricks ; Gantry cranes	18 399	693 428	66 350	2 020 855
84261990	Ship's derricks ; otherthan ; bridge cranes and gantry cranes	3 989 426	7 603 861	21 041 733	27 474 614
84262000	Tower cranes	294 050	1 409 139	1 061 562	4 542 007
84263000	Portal or pedestal jib cranes	11 224	6 423 955	31 575	30 645 038
84264100	Ships' derrikcks ; Portal or pedestal jib cranes ; on tyres	368 629	1 792 307	905 711	6 531 098
84264900	Ships' derrikcks ; Portal or pedestal jib cranes ; Otherthan ; on tyres	7 718 961	14 414 240	20 368 662	41 605 141
84269100	Other machinery ; Designed for mounting on road vehicles	54 437	521 436	496 265	3 530 262
84269900	Other machinery ; otherthan ; Designed for mounting on road vehicles	305 555	902 300	2 437 322	7 219 811
84271000	Fork- lift trucks ; Self-propelled trucks powered by an electric motor	647 064	3 893 205	3 221 958	17 954 547
84272000	Fork- lift trucks ; other self-propelled trucks	2 809 972	10 348 146	9 452 233	36 997 011
84279000	Other fork- lift trucks	206 065	1 054 008	577 617	3 514 500
84281031	Lifts ; For passengers	1 465 052	6 107 775	5 391 460	22 063 984
84281039	Lifts ; otherthan For passengers	7 441	149 787	42 657	2 383 456
84281040	Skip hoists	20 535	117 761	128 359	515 640
84282010	Pneumatic elevators and conveyors ; of a kind used for agriculture	19 077	84 260	120 892	440 626
84282090	Pneumatic elevators and conveyors ; otherthan of a kind used for agriculture	335 382	1 669 040	3 664 771	20 679 196
84283100	Other continuous-action elevators and conveyors, for goods or materials ; specially designed for underground use	0	18 674	0	283 010
84283210	Other continuous-action elevators and conveyors, for goods or materials ; other bucket type ; of a kind used for agriculture	771	30 605	7 119	76 672
84283290	Other continuous-action elevators and conveyors, for goods or materials ; other bucket type ; otherthan ; of a kind used for agriculture	62 627	726 200	522 312	5 058 374

https://www.bps.go.id

I.3. IMPOR MENURUT KOMODITI / IMPORT BY HS COMMODITY
***** APRIL/*APRIL 2022* *****

H S	Uraian Komoditi/*Commodity Description*	Berat bersih/*Net weight* (Kg)		Nilai/*Value CIF* (US$)	
		Bulan ini *Current month*	Kumulatif *Cum. Jan. to date*	Bulan ini *Current month*	Kumulatif *Cum. Jan. to date*
84283310	Other continuous-action elevators and conveyors, for goods or materials ; other belt type ; of akind used for agriculture	292 968	313 603	1 462 600	1 581 199
84283390	Other continuous-action elevators and conveyors, for goods or materials ; other belt type ; otherthan of akind used for agriculture	3 170 423	10 115 494	10 643 618	39 963 704
84283910	Other continuous-action elevators and conveyors, for goods or materials ; of a kind used for agriculture	57 173	119 620	303 562	611 953
84283990	Other continuous-action elevators and conveyors, for goods or materials ; otherthan of a kind used for agriculture	735 978	3 044 877	4 293 007	25 186 670
84284000	Escalators and moving walkways	150 368	1 236 298	443 149	3 868 663
84286000	Teleferics, chair-lifts, ski-draglines; traction mechanisms for funiculars	419	2 251	25 738	57 196
84287000	Industrial robots	8 538	8 538	205 519	205 519
84289020	Other machinery ; Automated machines for the transport, handling and storage of printed circuit boards, printed wiring boards or printed circuit assemblies	31 666	137 709	406 863	1 531 004
84289030	Other machinery ; Mine wagon pushers, locomotive or wagon traversers, wagon tippers and similar railway wagon handling equipment	509 075	580 849	2 073 505	3 196 069
84289090	Other machinery ; otherthan	2 735 959	6 170 262	16 663 476	40 311 190
84291100	Bulldozers and angledozers ; track laying	4 130 478	13 703 983	25 558 655	96 434 880
84291900	Bulldozers and angledozers ; otherthan track laying	152 942	545 589	483 521	2 538 672
84292000	Graders and levellers	1 426 268	7 113 337	11 084 597	52 475 934
84293000	Scrapers	120	763	9 407	18 114
84294030	Tamping machines	45 441	879 062	194 779	3 712 252
84294040	Machinery road roller ; Vibratory smooth drum rollers, with a centrifugal force drum not exceeding 20 t by weight	251 633	610 512	1 092 225	2 388 746
84294050	Tamping machines ; Other vibratory road rollers	183 865	1 230 440	869 031	5 658 118
84294090	Other Tamping machines and road rollers	716 443	1 439 820	1 966 041	4 136 135
84295100	Mechanical shovels, excavators ; front- end shovel loaders	3 152 827	16 942 351	16 675 208	70 817 093
84295200	Mechanical shovels ; escavators ; Machinery with a 360o revolving superstructure	33 301 320	154 493 408	140 891 634	653 184 565
84295900	Mechanical shovels ; escavators ; otherthan ; front-end shovel loaders ; and Machinery with a 360o revolving superstructure	306 979	1 107 212	1 680 939	5 746 252
84301000	Pile-drivers and pile-extractors	610 355	2 077 363	5 970 920	9 281 482
84302000	Snow-ploughs and snow-blowers	0	66	0	135
84303100	Coal or rock cutters and tunnelling machinery ; self-propelled	38 706	132 357	118 888	607 148
84303900	Coal or rock cutters and tunnelling machinery ; otherthan self-propelled	70 239	149 638	650 311	1 916 267
84304100	Other boring or sinking machinery ; self-propelled	166 205	1 236 206	550 264	9 843 362
84304910	Other boring or sinking machinery ; Wellhead platforms with integrated production modules suitable for use in drilling operations	46	56 960	8 648	155 150
84304990	Other boring or sinking machinery ; otherthan ; Wellhead platforms with integrated production modules suitable for use in drilling operations	43 521	316 621	536 801	2 592 730
84305000	Other machinery ; self-propelled	476 313	935 973	4 078 538	6 941 176
84306100	Other machinery, not self-propelled ; tamping or compacting machinery	70 920	166 398	292 096	1 082 471
84306900	Other machinery, not self-propelled ; otherthan ; tamping or compacting machinery	57 319	358 887	1 845 007	7 954 989
84311013	Machinery of heading 8425 ; of goods subheading 84251100 ; 84253100 ; or 84254910	46 284	136 315	328 682	1 137 120
84311019	Machinery of heading 8425 ; of electrically operated of goods subheading 84251100 ; 84253100 ; or 84254910	21 932	212 650	252 922	2 218 133
84311022	Machinery of heading 8425 ; of good subheading 84251900; 84253900; 84254100; 84254210; 84254290; of non electrically operated	1 595 963	2 587 478	311 274	788 877
84311029	Machinery of heading 8425 ; otherthan of good subheading 84251900; 84253900; 84254100; 84254210; 84254290; of non electrically operated	1 235 606	1 608 426	425 538	2 182 386
84312010	Machinery of heading 8427; subheading 842710 or 842720	67 227	345 842	371 400	2 039 704

https://www.bps.go.id

I.3. IMPOR MENURUT KOMODITI / IMPORT BY HS COMMODITY
***** APRIL/*APRIL 2022* *****

H S	Uraian Komoditi/*Commodity Description*	Berat bersih/*Net weight* (Kg)		Nilai/*Value CIF* (US$)	
		Bulan ini *Current month*	Kumulatif *Cum. Jan. to date*	Bulan ini *Current month*	Kumulatif *Cum. Jan. to date*
84312090	Machinery of heading 8427; otherthan subheading 842710 or 842720	245 074	511 127	780 880	2 847 284
84313110	Of goods subheading 84281039 or 84281040 of lifts; skip hoists or escalators	17 614	155 650	241 290	1 437 639
84313120	Of goods subheading 84281031 or 84284000 of lifts; skip hoists or escalators	283 754	1 143 769	1 615 140	5 425 286
84313910	Machinery of heading 8428 ; of good subheading 84282010; 84283310; 84283910	121 894	839 068	619 097	3 281 434
84313940	Machinery of heading 8428; of automated machines for the transport, handling and storage of printed circuit boards, printed wiring boards or printed circuit assemblies	8 544	36 778	267 711	823 887
84313950	Machinery of heading 8428; other of goods subheading 842890	15 590	113 683	88 315	527 429
84313990	Machinery of heading 8428 other	1 262 865	10 585 831	9 716 396	61 505 490
84314110	Machinery of heading 8426; 8429 or 8430; for machinery of heading 8426	3 237	156 091	64 967	1 013 593
84314190	Machinery of heading 8426; 8429 or 8430 ; bucket; shovels; grabs; and grips; otherthan for machinery of heading 8426	321 444	1 413 526	2 584 229	11 743 624
84314200	Machinery of heading 8426; 8429 or 8430 ; buldozer or angledozer blades	128 716	634 081	600 860	3 782 301
84314300	Machinery of heading 8426; 8429 or 8430 ; part for boring or sinking machinery of subheading 843041 or 843049	698 234	2 860 897	14 841 514	52 204 293
84314910	Machinery of heading 8426; 8429 or 8430 ; parts of machinery of heading 8426	1 473 863	2 397 825	3 098 289	8 139 050
84314920	Machinery of heading 8426 ; 8429; or 8430; Cutting edges or end bits of a kind used for scrapers, graders or levellers	10 196	111 081	217 374	1 268 560
84314940	Machinery of heading 8426; 8429; or 8430 ; Cutting edges or end bits of a kind used for bulldozer or angledozer blades	1 883 237	5 220 572	3 452 457	9 404 614
84314950	Parts of road rollers	129 023	862 946	671 513	3 341 437
84314960	Oth parts of machinery of snow-ploughs and snow-blowers	2 177	6 727	25 759	69 006
84314990	Oth parts suitable use of oth moving, grading, levelling,scraping, excavating, tamping, compacting	13 895 412	57 651 385	72 936 972	278 895 753
84321000	Ploughs Machinary	153	154 564	4 817	645 540
84322100	Disc harrows Machinary	25 253	59 768	99 189	246 238
84322900	Harrows, Scarifiers, cultivators, weeders and hoes, other than disc harrows machine	112 763	750 946	478 373	2 825 714
84323100	No-till direct seeders, planters and transplanters	36 531	107 716	152 273	467 847
84323900	Indirect seeders, planters and transplanters	18 629	30 283	90 599	140 578
84324100	Manure spreaders machinary	13 147	33 991	166 268	383 365
84324200	Fertiliser distributors machinary	2 105	5 423	9 857	20 388
84328010	Other Agricurtural or horticultural machinary for soil preparation or cultivation	20 125	135 017	122 578	1 727 041
84328020	Lawn or sports-ground rollers	72 657	72 657	413 673	413 673
84328090	Other than other agricultural machine for soil preparation or cultivation, other horticultural machine for soil preparation or cultivation, lawn rollers, and sports-ground rollers.	11 462	90 411	52 641	379 564
84329010	Parts of other than other agricultural machine for soil preparation or cultivation, other horticultural machine for soil preparation or cultivation.	4 313	37 823	30 607	215 362
84329020	Parts of lawn or sports-ground rollers	0	29	0	1 031
84329090	Other parts of other than other agricultural machine for soil preparation or cultivation, other horticultural machine for soil preparation or cultivation, lawn rollers, and sports-ground rollers.	140 775	320 917	575 967	1 317 524
84331100	Mowers for lawns, parks or sports-grounds, powered with the cutting device rotating in a horizontal plane.	166 827	898 660	743 538	4 799 009
84331910	Mowers for lawns, parks or sports-grounds, not powered with the cutting device rotating in a horizontal plane.	0	934	0	4 933
84331990	Mowers for lawns, parks or sports-grounds, not powered without the cutting device rotating in a horizontal plane.	155 511	343 143	773 405	1 841 603
84332000	Other mowers, including cutter bars for tractor mounting	10 241	29 910	290 552	497 592
84333000	Other haymaking machinery	32 729	102 590	74 065	241 165
84334000	Straw or fodder balers, including pick-up balers	0	21 466	0	222 404
84335100	Combine harvester-threshers machinary	123 748	3 169 077	861 902	20 687 696
84335200	Other threshing machinery	13 323	46 583	33 300	133 472

https://www.bps.go.id

I.3. IMPOR MENURUT KOMODITI / IMPORT BY HS COMMODITY
***** APRIL/*APRIL 2022* *****

H S	Uraian Komoditi/*Commodity Description*	Berat bersih/*Net weight* (Kg)		Nilai/*Value CIF* (US$)	
		Bulan ini *Current month*	Kumulatif *Cum. Jan. to date*	Bulan ini *Current month*	Kumulatif *Cum. Jan. to date*
84335990	Oth harvesting machinery	88 330	375 172	1 524 688	3 502 239
84336010	Machines for cleaning, sorting or grading eggs, fruit or other agricultural produce, electrically operated	8 662	26 401	91 058	593 358
84336020	Machines for cleaning, sorting or grading eggs, fruit or other agricultural produce, not electrically operated	0	505	0	1 118
84339010	Castors wheels, of a diameter (including tyres) exceeding 100 mm but not exceeding 250 mm, provided that the width of any wheel or tyre fitted thereto exceeds 30 mm	2 977	25 539	31 941	253 110
84339020	Parts of powered mowers for lawn, parks/sport-grounds	27 301	68 621	62 372	229 859
84339030	Parts of not powered mowers for lawn, parks/sport-grounds	1 907	2 050	7 560	19 696
84339090	Parts of oth harvesting/threshing machinery	199 622	1 370 962	657 515	4 811 545
84341000	Milking machines	1 377	10 323	25 752	84 928
84342000	Dairy machinery	57 488	295 389	4 605 579	12 206 689
84349000	Parts of Milking machines and dairy machinery	55 020	61 044	233 309	686 073
84351010	Electrically operated machines for pressing, crushing and manufacturing of wine, cider, fruit juices or similar beverages.	18 566	68 738	87 465	785 425
84351020	Non-electrically operated machines for pressing, crushing and manufacturing of wine, cider, fruit juices or similar beverages.	57 995	82 307	175 657	249 444
84359010	Parts of electrically operated machines for pressing, crushing and manufacturing of wine, cider, fruit juices or similar beverages.	76	21 409	9 886	324 914
84359020	Parts of non-electrically operated machines for pressing, crushing and manufacturing of wine, cider, fruit juices or similar beverages.	2 894	5 379	16 290	53 732
84361010	Electrically operated machines for preparing of animal feeding stuffs	452 895	826 968	2 307 003	4 892 892
84361020	Non-electrically operated machines for preparing of animal feeding stuffs	2 373	117 371	7 190	839 566
84362110	Electrically operated machines for incubating and brooding of poultry	121 534	432 077	958 781	4 597 695
84362120	Non-electrically operated machines for incubating and brooding of poultry	8 322	14 617	94 201	160 849
84362910	Electrically operated machines for keeping of poultry	893 552	3 939 076	3 529 858	15 270 618
84362920	Non-electrically operated machines for keeping of poultry	45 539	151 341	176 069	578 131
84368011	Other electrically operated machines for agricultural or horticultural	0	26 623	0	178 484
84368019	Other electrically operated machines for forestry	17 856	161 497	151 478	1 596 488
84368021	Other non-electrically operated machines for agricultural or horticultural	40	40	5 767	5 767
84368029	Other non-electrically operated machines for forestry	12 378	141 671	317 843	2 472 241
84369100	Parts of poultry-keeping machinery or poultry incubators and brooders	175 135	945 475	673 345	3 417 652
84369911	Parts of other electrically operated machines and equipment for agricultural or horticultural	996	5 081	5 646	91 287
84369919	Parts of oth forestry, poultry-keep/bee-keep machinery electrically operated & equipments	104 566	719 107	1 025 335	3 400 741
84369921	Parts of oth agricultural/holticultural mach.non-electrically operated & equipments	2 763	80 060	15 628	246 124
84369929	Parts of oth forestry, poultry-keep/bee-keep machinery non-electrically operated & equipments	16 562	126 815	111 191	1 090 517
84371010	Electrically operated machine for cleaning, winnowing, sorting or grading of grains or dried leguminous vegetable, other than farm-type machinery	59 040	320 997	675 734	3 878 729
84371030	Electrically operated machine for cleaning, winnowing, sorting or grading of seed, other than farm-type machinery	89 511	241 696	435 275	2 064 131
84371040	Non-electrically operated machine for cleaning, winnowing, sorting or grading of seed, other than farm-type machinery	0	300	0	2 065
84378010	Electrically operated machine for hulling of rice and milling of cone type rice, other than farm-type machinery	44 437	195 315	98 282	831 658
84378020	Non-electrically operated machine for hulling of rice and milling of cone type rice, other than farm-type machinery	8 687	126 676	20 940	321 888
84378030	Electrically operated machine for milling of industrial type coffe and rice, other than farm-type machinery	17 434	25 455	166 011	268 002

https://www.bps.go.id

I.3. IMPOR MENURUT KOMODITI / IMPORT BY HS COMMODITY
***** APRIL/*APRIL 2022* *****

H S	Uraian Komoditi/*Commodity Description*	Berat bersih/*Net weight* (Kg)		Nilai/*Value CIF* (US$)	
		Bulan ini *Current month*	Kumulatif *Cum. Jan. to date*	Bulan ini *Current month*	Kumulatif *Cum. Jan. to date*
84378040	Non-electrically operated machine for milling of industrial type coffe and rice, other than farm-type machinery	21 453	40 727	44 688	93 168
84378051	Electrically operated machine for polishing of rice, sifting and sieving, cleaning of bran, and husking, other than farm-type machinery	138 113	385 234	1 184 025	2 331 339
84378059	Other machine used in the milling indust or working of cerals, electrically operated	64 950	1 808 735	255 242	6 836 626
84378061	Non-electrically operated machine for polishing of rice, sifting and sieving, cleaning of bran, and husking, other than farm-type machinery	35 913	103 324	190 080	503 486
84378069	Other machine used in the milling indust or working of cerals, not electrically operated	40 686	515 978	207 162	1 606 849
84379011	Parts of electrically operated machine for cleaning, winnowing, sorting or grading of seed, grains or dried leguminous vegetable, other than farm-type machinery	54 426	307 525	530 032	2 518 274
84379019	Parts of elect operated machines for used in the milling industry/for the working of cereals/dried vegetables	134 200	680 655	424 587	3 002 757
84379021	Parts of non-electrically operated machine for cleaning, winnowing, sorting or grading of seed, grains or dried leguminous vegetable, other than farm-type machinery	56 077	98 340	130 705	256 171
84379029	Parts of non elect operated machinesfor used in the milling industry/for the working of cereals/dried vegetables	57 952	503 256	141 646	1 217 288
84381000	Bakery machinery and machinery for the manufacture of macaroni, spaghetti or similar products	385 976	1 421 741	2 878 336	13 264 967
84382010	Electrically operated machine for manufacturing of confectionery, cocoa or chocolate	70 237	577 253	2 799 083	29 983 003
84382020	Non-electrically operated machine for manufacturing of confectionery, cocoa or chocolate	97	11 611	1 767	334 318
84383010	Electrically operated machine for manufacturing of sugar	34 983	68 880	458 483	851 794
84384000	Brewery machinery	1 257	1 426	106 588	109 803
84385000	Machinery for the preparation of meat or poultry	142 952	738 755	2 926 746	12 871 094
84386000	Machinery for the preparation of fruits, nuts or vegetables	45 618	333 079	329 592	2 009 797
84388011	Electrically operated machine for pulpering of coffee	31 167	196 886	444 641	2 392 740
84388012	Non-electrically operated machine for pulpering of coffee	883	5 811	2 114	23 837
84388021	Electrically operated machine for the preparation of fish, crustaceans or molluscs	8 803	50 372	356 248	1 404 664
84388022	Non-electrically operated machine for the preparation of fish, crustaceans or molluscs	0	40	0	2 364
84388091	Other machine for the industrial preparation/manufacture,electrically operated	306 480	800 738	3 096 669	9 989 634
84388092	Other machine for the industrial preparation/manufacture,not electrically operated	43 425	125 181	89 751	300 548
84389011	Parts of electrically operated machine for manufacturing of sugar	83 475	271 396	303 473	946 482
84389012	Parts of electrically operated machine for pulpering of coffee	1	1 303	6	22 636
84389019	Parts of goods of oth elect machinesfor industrial preparationor manufacture of food/drink, oth than sugar &coffee pulper	66 162	358 609	1 393 159	6 489 914
84389021	Parts of non-electrically operated machine for manufacturing of sugar	86 903	149 368	147 629	687 644
84389022	Parts of non-electrically operated machine for pulpering of coffee	64	64	1 768	1 768
84389029	Parts of goods of oth non elect machinesfor industrialprep/manufact of food/drink, oth than sugar &coffee pulper	16 006	108 813	587 201	2 368 817
84391000	Machinery for making pulp of fibrous cellulosic material	17 834	341 201	40 813	1 902 156
84392000	Machinery for making paper or paperboard	297 194	503 347	1 149 358	2 387 889
84393000	Machinery for finishing paper or paperboard	25 979	282 141	1 096 141	2 993 410
84399100	Parts of machinery for making pulp of fibrous cellulosic material	54 368	397 863	1 338 018	8 043 482
84399900	Parts of machinery for making or finishing paper or paperboard	513 749	3 799 534	6 237 927	111 911 585
84401010	Electrically operated machine for binding book	29 258	114 245	178 298	743 050
84401020	Non-electrically operated machine for binding book	141	1 138	667	2 279
84409000	Parts of book-binding machinery and parts of book-sewing machines	96	406	12 559	97 491
84411010	Electrically operated machine for cutting	247 786	870 880	3 189 583	8 617 145
84411020	Non-electrically operated machine for cutting	26 939	107 619	101 977	347 282

https://www.bps.go.id

I.3. IMPOR MENURUT KOMODITI / IMPORT BY HS COMMODITY
***** APRIL/*APRIL 2022* *****

H S	Uraian Komoditi/*Commodity Description*	Berat bersih/*Net weight* (Kg)		Nilai/*Value CIF* (US$)	
		Bulan ini *Current month*	Kumulatif *Cum. Jan. to date*	Bulan ini *Current month*	Kumulatif *Cum. Jan. to date*
84412000	Machines for making bags, sacks or envelopes	37 046	150 192	193 750	1 380 274
84413000	Machines for making cartons, boxes, cases, tubes, drums or similar containers, other than by moulding	100 088	442 260	1 425 730	3 772 505
84414000	Machines for moulding articles in paper pulp, paper or paperboard	255 282	1 696 931	4 572 188	24 356 464
84418010	Oth machinery for making up paper pulp,paper/paperboardelectrically operated	252 410	791 099	1 934 648	6 042 276
84418020	Oth machinery for making up paper pulp,paper/paperboardnot electrically operated	1 476	2 126	26 378	36 132
84419000	Parts of other machinery for making up paper pulp, paper or paperboard, including parts of cutting machines of all kinds	117 715	359 572	2 203 757	6 921 602
84423000	Machinery, apparatus and equipment for preparing or making plate	24 282	67 106	224 303	675 496
84424000	Parts of machinery, apparatus and equipment for preparing or making plate	4 254	12 625	188 337	598 605
84425000	Plates, cylinders and other printing components; plates, cylinders and lithographic stones, prepared for printing purposes (for example, planed, grained or polished)	21 060	134 007	706 999	3 411 787
84431100	Offset printing machinery, reel-fed	28 000	124 403	15 000	716 639
84431200	Offset printing machinery, sheet-fed, office type (using sheets with one side not exceeding 22 cm and the other side not exceeding 36 cm in the unfolded state)	937	2 554	8 672	46 981
84431300	Offset printing machinery, sheet-fed, office type (using sheets with one side exceeding 22 cm and the other side exceeding 36 cm in the unfolded state)	201 210	789 943	950 997	5 140 576
84431400	Letterpress printing machinery, reel-fed, excluding flexographic printing	6 271	77 191	28 138	616 533
84431500	Letterpress printing machinery, other than reel-fed, excluding flexographic printing	0	7 812	0	12 657
84431600	Flexographic printing machinery	61 153	225 556	1 267 590	5 030 180
84431700	Gravure printing machinery	106 479	437 886	2 175 217	9 906 532
84431900	Printing machinery; used for printing by means of plates, cylinders and other printing components of heading 84.42, n.e.c. in item no. 8443.1	102 317	629 705	913 938	8 858 064
84433111	Colour Printer-copiers, printing by the ink-jet process	53 422	321 036	536 936	3 947 873
84433119	Non-colour Printer-copiers, printing by the ink-jet process	25 451	79 200	376 405	1 200 484
84433121	Colour Printer-copiers, printing by the laser process	3 457	3 489	97 471	98 150
84433129	Non-colour Printer-copiers, printing by the laser process	2 184	17 740	24 697	423 187
84433139	Combination of non-colour printer-copier-facsimile machines	443	443	30 523	30 523
84433191	Combination printer-copier-scanner-facsimile machines	166 104	477 205	4 046 066	10 869 090
84433199	Oth machineswhich perform >= 2 function of printing, copying/facs, capable of connect to an auto data proccess/network	573 297	2 068 729	10 632 407	34 466 173
84433211	Colour dot matrix printers	0	4 440	0	424 279
84433219	Non-colour dot matrix printers	73 030	288 401	2 341 856	7 336 260
84433221	Colour ink-jet printers	429 004	1 101 085	6 931 724	21 256 957
84433229	Non-colour ink-jet printers	36 786	163 400	840 010	5 289 134
84433231	Colour laser printers	16 793	42 431	363 451	881 991
84433239	Non-colour laser printers	32 289	133 775	291 195	1 968 950
84433250	Screen printing machinery for the manufacture of printed circuit boards or printed wiring boards	5 645	14 021	216 073	600 308
84433260	Plotters	7 485	29 719	59 211	266 068
84433290	Oth printers,copying machines& facsimile, not combined;capable to connect to network	22 798	54 987	680 124	2 195 786
84433910	Electrostatic photocopying apparatus, operating by reproducing the original image directly onto the copy (direct process)	14	4 454	335	179 826
84433920	Electrostatic photocopying apparatus, operating by reproducing the original image via an intermediate onto the copy (indirect process)	13 391	25 081	12 137	56 834
84433930	Other photocopying apparatus incorporating an optical system	0	14	0	101
84433940	Ink-jet printer, not capable of connect to a network	31	11 425	1 177	163 134
84433990	Oth printers,copying machines& facsimile, not capable to connect to a network	958	6 542	41 562	195 390

https://www.bps.go.id

I.3. IMPOR MENURUT KOMODITI / IMPORT BY HS COMMODITY
***** APRIL/*APRIL 2022* *****

H S	Uraian Komoditi/*Commodity Description*	Berat bersih/*Net weight* (Kg)		Nilai/*Value CIF* (US$)	
		Bulan ini *Current month*	Kumulatif *Cum. Jan. to date*	Bulan ini *Current month*	Kumulatif *Cum. Jan. to date*
84439100	Parts and accessories of printing machinery used for printing by means of plates, cylinders and other printing components of heading 8442	88 265	459 260	13 986 947	73 898 565
84439910	Parts of screen printing machinery for the manufacture of printed circuit boards or printed wiring boards	611	10 998	113 170	1 024 463
84439920	Ink-filled printer cartridges	77 490	489 001	4 160 281	20 024 567
84439930	Paper feeders; paper sorters	1 709	9 047	158 944	614 677
84439990	Parts and accessories of other printing machinery	355 560	1 319 304	8 591 057	34 449 293
84440010	Electrically operated machines for extruding, drawing, texturing or cutting man- made textile materials	209 772	947 019	1 843 315	9 236 337
84440020	Non-electrically operated machines for extruding, drawing, texturing or cutting man- made textile materials	0	16 574	0	98 870
84451110	Electrically operated machines for textile carding	7 695	117 360	20 313	1 702 116
84451200	Combing machines	0	270	0	8 824
84451300	Drawing or roving machines	0	61 091	0	540 994
84451930	Cotton gins machines	0	25	0	4 658
84451940	Other electrically operated machines for preparing textile fibres	35 044	116 496	381 864	1 072 029
84451950	Other non-electrically operated machines for preparing textile fibres	40	6 016	3 124	36 174
84452010	Electrically operated machines for spinning textile	0	516 241	0	3 710 229
84453010	Electrically operated machines for doubling or twisting textile	14 455	127 493	226 878	762 382
84453020	Non-electrically operated machines for doubling or twisting textile	6 987	6 988	48 000	48 705
84454010	Electrically operated machines for winding or reeling textile	23 064	177 523	639 795	3 121 492
84454020	Non-electrically operated machines for winding or reeling textile	77	77	67	67
84459010	Electrically operated machines for preparing textile yarn	3 546	210 030	24 086	2 044 124
84459020	Non-electrically operated machines for preparing textile yarn	2 667	2 679	95 165	98 009
84461010	Electrically operated machines for weaving fabrics of a width not exceeding 30 cm	74 363	187 023	625 826	1 701 181
84462100	Power looms for weaving fabrics of a width exceeding 30 cm, shuttle type	15 339	266 826	133 842	1 539 380
84462900	Machines for weaving fabrics of a width exceeding 30 cm, shuttle type, other than power looms	12 644	291 000	85 815	1 621 680
84463000	Machines for weaving fabrics of a width exceeding 30 cm, shuttleless type	252 941	924 573	2 568 574	8 523 164
84471100	Circular knitting machines with cylinder diameter not exceeding 165 mm	7 295	48 969	84 965	560 600
84471200	Circular knitting machines with cylinder diameter exceeding 165 mm	29 706	505 308	384 000	3 328 295
84472010	Flat knitting machines and stitch-bonding machines, electrically operated	211 615	639 771	1 693 946	4 343 578
84472020	Flat knitting machines and stitch-bonding machines, non-electrically operated	0	197 879	0	1 288 708
84479010	Electrically operated machines for making gimped yarn, tulle, lace, embroidery, trimmings, braid or net and for tufting	204 632	454 899	1 932 864	4 350 614
84479020	Non-electrically operated machines for making gimped yarn, tulle, lace, embroidery, trimmings, braid or net and for tufting	4 885	22 274	71 896	242 929
84481110	Electrically operated dobbies ana jackquards and electrically operated machines for card reducing, copying, punching or assembling for use therewith	18 799	55 644	76 921	230 975
84481120	Non-electrically operated dobbies ana jackquards and non-electrically operated machines for card reducing, copying, punching or assembling for use therewith	2	77	604	5 826
84481910	Auxiliary electrically operated machine for use with machines of heading 8444, 8445, 8446 or 8447 with automatic stop motions and shuttle changing mechanism	1 022	38 640	14 378	583 592
84481920	Auxiliary non-electrically operated machine for use with machines of heading 8444, 8445, 8446 or 8447 with automatic stop motions and shuttle changing mechanism	385	9 020	34 724	124 418
84482000	Parts and accessories of machines of heading 8444 or of their auxiliary machinery	3 146	213 054	743 913	3 085 231
84483100	Card clothing	22 509	120 382	337 679	1 679 238

https://www.bps.go.id

I.3. IMPOR MENURUT KOMODITI / IMPORT BY HS COMMODITY
***** APRIL/*APRIL 2022* *****

H S	Uraian Komoditi/*Commodity Description*	Berat bersih/*Net weight* (Kg)		Nilai/*Value CIF* (US$)	
		Bulan ini *Current month*	Kumulatif *Cum. Jan. to date*	Bulan ini *Current month*	Kumulatif *Cum. Jan. to date*
84483200	Part & acc of machines for preparing textile fibres, oth than card clothing	9 119	176 632	302 613	1 770 398
84483300	Spindles, spindle flyers, spinning rings and ring travellers	8 887	38 652	304 985	1 047 849
84483900	Combs, extruding nipples, shuttles, healds and heald-frames, hosiery needles	85 147	734 896	2 228 384	8 955 166
84484200	Reeds for looms, healds and heald-frames	10 391	59 390	313 999	1 388 123
84484911	Shuttles for electrically operated machines	3 227	32 038	202 716	874 708
84484912	Shuttles for non-electrically operated machines	505	5 260	46 759	108 359
84484990	Other parts and accessories of weaving machines (looms) or of their auxiliary machinery, other than Shuttles	41 617	175 128	851 697	3 570 114
84485100	Sinkers, needles and other articles used in forming stitches	19 632	87 379	739 722	3 666 058
84485900	Parts and accessories of machines of heading 8447 or of their auxiliary machinery other than sinkers, needles and other articles used in forming stitches	38 598	177 450	719 632	3 612 073
84490000	Machinery for the manufacture or finishing of felt or nonwovens in the piece or in shapes, including machinery for making felt hats; blocks for making hats	113 598	426 745	390 999	3 062 686
84501110	Fully-automatic household or laundry-type machines, each of dry linen capacity not exceeding 6 kg	0	24 429	0	66 999
84501190	Fully-automatic household or laundry-type machines, each of dry linen capacity exceeding 6 kg but not exceeding 10 kg	1 681 893	8 242 188	6 165 952	31 337 139
84501210	Household or laundry-type machines with built in centrifugal drier, each of dry linen capacity not exceeding 6 kg	0	2 043 330	0	7 272 447
84501290	Household or laundry-type machines with built in centrifugal drier, each of dry linen capacity exceeding 6 kg but not exceeding 10 kg	323 620	2 445 517	1 096 904	7 963 700
84501919	Other household or laundry-type machines, electrically operated, with a dry linen capacity exceeding 6 kg but not exceeding 6 kg	0	70	0	522
84501991	Other household or laundry-type machines, non-electrically operated, with a dry linen capacity not exceeding 6 kg	3 371	14 937	2 129	15 335
84501999	Other household or laundry-type machines, non-electrically operated, with a dry linen capacity exceeding 6 kg but not exceeding 6 kg	5 496	18 273	77 835	134 753
84502000	Householde or laundry-type machines, each of dry linen capacity exceeding 10 kg	1 117 323	3 895 993	5 325 590	19 225 977
84509010	Parts of householde or laundry-type machines, each of dry linen capacity exceeding 10 kg	111 384	340 221	473 723	1 764 406
84509020	Parts of machines of subheading 845011, 845012 or 845019	292 325	1 149 002	1 131 770	4 710 602
84511000	Dry-cleaning machines	2 767	807 286	59 696	1 986 939
84512100	Drying-machines each of a dry linen capacity not exceeding 10 kg	52 002	198 603	273 779	1 082 191
84512900	Drying-machines each of a dry linen capacity exceeding 10 kg	95 394	525 247	1 064 276	3 724 992
84513010	Single roller type domestic ironing machines	6 286	15 937	66 305	160 838
84513090	Presses machines including fusing presses	59 590	224 666	480 218	2 011 997
84514000	Washing, bleaching or dyeing machines	57 293	565 144	1 177 323	7 673 744
84515000	Machines for reeling, unreeling, folding, cutting or pinking textile fabrics	113 743	367 205	1 556 828	4 875 468
84518000	Machines for dressing, finishing, coating or impregnating textile yarns, fabrics or made up textile articles; for applying the paste to the base fabric or other support used in the manufacture of floor coverings such as linoleum	165 176	1 023 548	1 300 678	9 665 392
84519010	Parts of machines of a dry linen capacity not exceeding 10 kg	160	6 335	4 077	99 409
84519090	Parts of machines of a dry linen capacity exceeding 10 kg	43 537	154 440	772 140	2 895 810
84521000	Sewing machines of the household type	87 368	379 757	559 257	2 095 647
84522100	Other sewing machines, other than book-sewing machines, with automatics unit	466 235	1 994 450	5 622 691	21 526 678
84522900	Other sewing machines, other than book-sewing machines, with non-automatics unit	299 903	1 650 424	4 904 410	27 841 310
84523000	Sewing machine needles	9 824	34 868	303 052	1 108 874
84529011	Arms and beds; stands with or without centre frames; flywheels; belt guards; treadles or pedals of machinery of subheading 84521000	8 140	11 512	46 414	77 016
84529012	Furniture, bases and covers and parts thereof of machinery of subheading 84521000	3 863	20 997	8 138	82 254

https://www.bps.go.id

I.3. IMPOR MENURUT KOMODITI / IMPORT BY HS COMMODITY
***** APRIL/*APRIL 2022* *****

H S	Uraian Komoditi/*Commodity Description*	Berat bersih/*Net weight* (Kg)		Nilai/*Value CIF* (US$)	
		Bulan ini *Current month*	Kumulatif *Cum. Jan. to date*	Bulan ini *Current month*	Kumulatif *Cum. Jan. to date*
84529019	Other parts of sewing machines of subheading 84521000	24 451	121 224	103 863	632 260
84529091	Arms and beds; stands with or without centre frames; flywheels; belt guards; treadles or pedals of other than machinery of subheading 84521000	52 519	119 975	93 476	296 982
84529092	Furniture, bases and covers and parts thereof of other than machinery of subheading 84521000	53 512	113 193	177 790	299 096
84529099	Other parts of sewing machines of other than machinery of subheading 84521000	84 417	392 048	718 216	2 419 614
84531010	Electrically operated machines for preparing, tanning or working hides, skins or leather, other than sewing machines	58 823	197 510	462 142	1 553 029
84531020	Non-electrically operated machines for preparing, tanning or working hides, skins or leather, other than sewing machines	26	2 196	610	17 579
84532010	Electrically operated machines for making or repairing footwear, other than sewing machines	910 670	4 252 561	10 617 964	47 830 311
84532020	Non-electrically operated machines for making or repairing footwear, other than sewing machines	158	48 121	957	295 310
84538010	Electrically operated machines for making or repairing other articles of hides, skins or leather, other than sewing machines	257 552	928 944	3 677 303	13 108 594
84538020	Non-electrically operated machines for making or repairing other articles of hides, skins or leather, other than sewing machines	211	1 934	2 936	15 229
84539000	Parts of machinery of subheading 8453	39 192	182 083	1 264 925	4 875 119
84541000	Converters of a kind used in metallurgy or in metal foundries	5 989	3 288 346	301 456	15 323 112
84542000	Ingot moulds and ladles of a kind used in metallurgy or in metal foundries	492 778	1 845 852	1 263 148	5 543 109
84543000	Casting machines of a kind used in metallurgy or in metal foundries	4 053 119	6 985 531	11 163 087	28 373 312
84549000	Partrs of converts, ladles, ingot moulds & casting machines	647 246	3 731 093	3 701 991	14 374 243
84551000	Tube mills	3 833	53 750	7 812	287 934
84552100	Hot or combination hot and cold metal-rolling mills	213	1 081 667	267 563	8 852 768
84552200	Cold metal-rolling mills	1 954 284	8 668 753	5 036 047	56 752 284
84553000	Rolls for rolling mills	853 070	3 298 740	2 998 358	11 174 043
84559000	Other parts of metal-rolling mills	581 156	3 398 845	2 630 350	16 668 615
84561110	Operated by laser machine for the manufacture of printed circuits, printed circuit assemblies, parts of heading 8517, or parts of automatic data processing machines	24 710	24 710	167 567	167 567
84561190	Other operated by laser machine-tools for working any material by removal of material	100 605	473 802	1 514 428	9 158 861
84561290	Other operated by other light or photon beam machine-tools for working any material by removal of material	1 311	1 347	2 162	2 209
84562000	Machine-tools for working any material by removal of material, by ultrasonic process	1 012	17 208	7 179	342 294
84563000	Machine-tools for working any material by removal of material, by electro-discharge process	1 554	108 979	7 355	1 706 283
84564010	Machine-tools, numerically controlled, for working any material by removal of material, by plasma arc processes, for the manufacture of printed circuit boards or printed wiring boards	8 835	25 823	53 442	289 164
84564090	machinestool for work any material by removal material,by plasma arc processes, for oth than manufact of PCB/PWB	6 052	56 604	56 001	1 222 663
84565000	Water-jet cutting machines	0	5 965	0	25 000
84569020	Wet processing equipments for the application by immersion of electrochemical solutions, for the purpose of removing material on printed circuit boards or printed wiring boards	0	815	0	66 614
84569090	Machine-tools for working any material by removal of material, by ionic-beam process	14 240	251 761	47 348	800 380
84571010	Machining centres of spindle power not exceeding 4 kW for working metal	15 789	90 300	334 174	1 351 504
84571090	Machining centres of spindle power exceeding 4 kW for working metal	126 578	1 065 990	1 535 504	16 213 275
84572000	Unit construction machines (single station) for working metal	6 529	14 456	282 075	521 191
84573000	Multi-station transfer machines for working metal	15 002	38 899	15 828	606 050
84581110	Horizontal lathes for removing metal, numerically controlled of spindle not exceeding 4 kW	0	5 300	0	157 916

https://www.bps.go.id

I.3. IMPOR MENURUT KOMODITI / IMPORT BY HS COMMODITY
*** APRIL/*APRIL 2022* ***

H S	Uraian Komoditi/*Commodity Description*	Berat bersih/*Net weight* (Kg)		Nilai/*Value CIF* (US$)	
		Bulan ini *Current month*	Kumulatif *Cum. Jan. to date*	Bulan ini *Current month*	Kumulatif *Cum. Jan. to date*
84581190	Horizontal lathes for removing metal, numerically controlled of spindle exceeding 4 kW	72 566	356 611	791 602	6 634 067
84581910	Horizontal lathes for removing metal, non-numerically controlled with the distance between the main spindle centre and the bed not exceeding 300 mm	0	11 904	0	68 029
84581990	Horizontal lathes for removing metal, non-numerically controlled with the distance between the main spindle centre and the bed exceeding 300 mm	222 801	823 671	785 249	2 564 023
84589100	Other lathes for removing metal, numerically controlled	154 964	285 917	1 562 040	4 408 928
84589910	Other lathes for removing metal, non-numerically controlled, with the distance between the main spindle centre and the bed not exceeding 300 mm	613	5 058	13 880	52 234
84589990	Other lathes for removing metal, non-numerically controlled, with the distance between the main spindle centre and the bed exceeding 300 mm	56 389	302 045	283 700	1 453 771
84591000	Way-type unit head machines for drilling, boring, milling, threading or tapping by removing metal, other than lathes (including turning centres) of heading 8458	13 852	38 992	145 059	227 976
84592100	Other drilling machines that numerically controlled	21 154	169 595	355 189	4 455 595
84592910	Other drilling machines that non-numerically controlled and electrically operated	39 243	335 428	163 709	1 749 251
84592920	Other drilling machines that non-numerically controlled and non-electrically operated	6 362	19 504	58 180	124 372
84593100	Other boring-milling machines that numerically controlled	9 011	44 811	60 000	315 898
84593910	Other boring-milling machines that non-numerically controlled and electrically operated	22 584	99 897	82 584	482 367
84593920	Other boring-milling machines that non-numerically controlled and non-electrically operated	0	11	0	5 150
84594100	Other boring machines that numerically controlled	1 803	1 803	932	932
84594910	Other boring machines that non-numerically controlled and electrically operated	25 407	139 600	101 442	719 267
84594920	Other boring machines that non-numerically controlled and non-electrically operated	0	1 533	0	22 154
84595100	Knee-type milling machines that numerically controlled	0	20 205	0	91 750
84595910	Knee-type milling machines that non-numerically controlled and electrically operated	23 363	62 254	66 800	239 853
84595920	Knee-type milling machines that non-numerically controlled and non-electrically operated	0	1 681	0	10 635
84596100	Other milling machines that numerically controlled	16 712	121 598	152 716	1 462 464
84596910	Other milling machines that non-numerically controlled and electrically operated	42 374	226 107	114 606	685 477
84596920	Other milling machines that non-numerically controlled and non-electrically operated	0	30 940	0	55 928
84597010	Other threading or tapping machines that electrically operated	14 046	103 120	107 065	1 378 495
84597020	Other threading or tapping machines that non-electrically operated	100	5 853	2 693	261 578
84601200	Numerically controlled flat-surface grinding machines	113	12 926	17 974	542 261
84601900	Non-numerically controlled flat-surface grinding machines	43 767	121 791	282 048	1 133 515
84602200	Centreless grinding machines, numerically controlled	3 208	12 382	40 397	173 885
84602300	Other cylindrical grinding machines, numerically controlled	409	3 451	1 733	23 841
84602910	Other grinding machines, not numerically controlled,electrically operated	16 959	73 822	466 348	1 359 941
84602920	Other grinding machines, not numerically controlled,not electrically operated	5 536	10 638	33 895	71 288
84603110	machinestools, numerically controlled, for sharpening drillingbits,shank diameter<=3,175mm, fixed collets, power<=0.74kW	70	16 925	2 775	204 813
84603190	machinestools, numeric controlled, for sharpen drill bits oththan shank diameter<=3,175mm, fixed collets, power<=0.74kW	9 001	20 103	272 548	595 207
84603910	Oth sharpening (tool/cutter grinding) mach, not numericallycontrolled, electrically operated	35 076	98 794	277 895	609 132
84603920	Oth sharpening (tool/cutter grinding) mach, not numericallycontrolled, not electrically operated	645	820	50 187	57 652

https://www.bps.go.id

I.3. IMPOR MENURUT KOMODITI / IMPORT BY HS COMMODITY
***** APRIL/*APRIL 2022* *****

H S	Uraian Komoditi/*Commodity Description*	Berat bersih/*Net weight* (Kg)		Nilai/*Value CIF* (US$)	
		Bulan ini *Current month*	Kumulatif *Cum. Jan. to date*	Bulan ini *Current month*	Kumulatif *Cum. Jan. to date*
84604000	Honing or lapping machines	40 372	71 409	728 083	1 289 492
84609010	Oth mach-tools for deburring, sharpening, grinding, horning, lapping, or similar, electrically operated	34 727	168 217	613 842	2 165 069
84609020	Oth mach-tools for deburring, sharpening, grinding, horning, lapping, or similar, not electrically operated	6 492	40 486	476 040	1 229 454
84612000	Shaping or slotting machines	17 573	77 919	156 871	2 378 803
84613000	Broaching machines	399	1 601	792	9 078
84614000	Gear cutting, gear grinding or gear finishing machines	1 492	18 869	8 873	88 972
84615000	Sawing or cutting-off machines	136 588	947 446	780 612	5 753 627
84619020	Planing machines	0	1	0	1 192
84619090	Other machine-tools working by removing metal or cermets, not elsewhere specified or included	7 432	75 322	45 843	578 121
84621100	Closed die forging machines	18 073	18 073	192 628	192 628
84621900	Other hot forming machines for forging and hot hammers	74 092	1 607 616	1 415 943	9 193 369
84622290	Non-numerically controlled machines for profile forming	17 700	17 700	48 744	48 744
84622300	Numerically controlled press brakes	52 914	52 914	719 728	719 728
84622400	Numerically controlled panel benders	144	144	44 622	44 622
84622500	Numerically controlled roll forming machines	240	240	440	440
84622600	Other numerically controlled bending, folding, straightening or flattening machines	2 158	2 158	7 804	7 804
84622900	Bending, folding, straightening or flattening machines (including press brakes) for flat products other than HS Code 84622210-84622600	293 430	293 430	2 082 023	2 082 023
84623210	Numerically controlled machine for slitting lines and cut-to-length lines for flat product, other than combined punching and shearing machines	24 017	24 017	226 625	226 625
84623290	Non-numerically controlled machine for slitting lines and cut-to-length lines for flat product, other than combined punching and shearing machines	694	694	3 983	3 983
84623300	Numerically controlled shearing machines	2 318	2 318	50 711	50 711
84623900	Non-numerically controlled shearing machines	338 255	338 255	1 031 090	1 031 090
84624200	Numerically controlled machines for punching, notching or nibbling (excluding presses) for flat products and combine both of punching and shearing	24	24	3 349	3 349
84624900	Non-numerically controlled machines for punching, notching or nibbling (excluding presses) for flat products and combine both of punching and shearing	39 060	39 060	633 380	633 380
84625900	Non-numerically controlled machines for working tube, pipe, hollow section and bar (excluding presses)	1 610	1 610	11 460	11 460
84626111	Numerically controlled hydraulic presses machines for die forging or die stamping	3 044	3 044	15 947	15 947
84626119	Other numerically controlled hydraulic presses machines	2 980	2 980	21 854	21 854
84626191	Non-numerically controlled hydraulic presses machines for die forging or die stamping	13 858	13 858	199 809	199 809
84626199	Other non-numerically controlled hydraulic presses machines	8 106	8 106	39 429	39 429
84626211	Numerically controlled mechanical presses machines for die forging or die stamping	30 636	30 636	264 702	264 702
84626219	Other numerically controlled mechanical presses machines	701	701	429	429
84626291	Non-numerically controlled mechanical presses machines for die forging or die stamping	152	152	2 367	2 367
84626299	Other non-numerically controlled mechanical presses machines	3 546	3 546	128 065	128 065
84626310	Numerically controlled servo-presses machines for die forging or die stamping	424	424	6 517	6 517
84626390	Other numerically controlled servo-presses machines	34	34	456	456
84626990	Other non-numerically controlled servo-presses machines	2 604	2 604	4 730	4 730
84629010	Machine tools, die forging or die stamping machines	4 945	4 945	71 082	71 082
84629090	Machine tools, other die forging or die stamping machines	162 272	3 791 759	462 784	27 026 751
84631010	Draw-benches for bars, tubes, profiles, wire/the like,electrically operated	56 296	1 092 295	30 296	3 302 425
84631020	Draw-benches for bars, tubes, profiles, wire/the like,not electrically operated	6	18 032	128	6 711
84632010	Thread rolling machines, electrically operated	35 369	128 065	187 584	727 007
84632020	Thread rolling machines, not electrically operated	0	1 456	0	19 965

https://www.bps.go.id

I.3. IMPOR MENURUT KOMODITI / IMPORT BY HS COMMODITY
***** APRIL/*APRIL 2022* *****

H S	Uraian Komoditi/*Commodity Description*	Berat bersih/*Net weight* (Kg)		Nilai/*Value CIF* (US$)	
		Bulan ini *Current month*	Kumulatif *Cum. Jan. to date*	Bulan ini *Current month*	Kumulatif *Cum. Jan. to date*
84633010	Machines for working wire, electrically operated	45 915	619 970	1 233 094	7 087 432
84633020	Machines for working wire, not electrically operated	1 969	5 925	69 049	219 400
84639010	Other mach-tools for working metals/cermets, w/o removingmaterial, electrically operated	11 362	142 377	253 140	1 787 464
84639020	Other mach-tools for working metals/cermets, w/o removingmaterial, not electrically operated	417	4 579	4 617	204 739
84641010	Sawing machines for working stone, ceramics/like mineralmaterials/for cold-working glass, electrically operated	47 585	60 116	33 343	102 841
84641020	Sawing machines for working stone, ceramics/like mineralmaterials/for cold-working glass, not electrically operated	481	6 634	2 514	30 267
84642010	Grinding/polishing machinesfor working stone, ceramics/likemineral material/for cold-work glass,electric operated	80 150	226 819	857 815	3 266 026
84642020	Grinding/polishing machinesfor working stone, ceramics/likemineral material/for cold-work glass,not electric operated	1	5 296	1	194 332
84649010	Oth machines for working stone, ceramics/like mineralmaterials/for cold-working glass, electrically operated	5 992	80 675	47 071	688 545
84649020	Oth machines for working stone, ceramics/like mineralmaterials/for cold-working glass, not electrically operated	9 976	94 680	59 523	418 610
84651000	machineswhich can carry out diff types of machining operationsw/o tool change between such operations	24 136	268 180	337 034	1 430 985
84652000	Machining centres	7 882	34 793	70 919	347 588
84659110	Sawing machines for scoring PCB/ PWB or PCB/PWB substrateselectrically operated	17 609	38 932	91 579	315 482
84659190	Sawing machines other than of a kind used for scoring printed circuit boards or printed wiring boards or printed circuit board or printed wiring board substrates	130 657	710 604	1 074 213	4 199 322
84659210	Planing, milling/moulding machinesfor routing PCB/PWB or PCB/PWB substrates, accepting router bits with shank D<=3.175mm	8 112	58 951	193 851	1 174 084
84659290	Planing, milling or moulding (by cutting) machines for routing PCB/PWB or PCB/PWB substrates, accepting router bits with a shank diameter exceeding 3175 mm, for scoring PCB/PWB or PCB/PWB substrates	84 942	483 691	564 420	2 626 828
84659310	Grinding, sanding or polishing machines, for working woodcork, bone/similar hard materials, electrically operated	114 811	504 589	652 271	2 550 508
84659320	Grinding, sanding or polishing machines, for working woodcork, bone/similar hard materials,not electrically operated	413	14 852	3 913	66 002
84659400	Bending or assembling machines	31 636	183 133	321 994	1 330 194
84659510	Drilling machinesfor manufact of PCB/PWB, with a spindle speed>50,000rpm and accept drill bits of shank D<=3.175mm	7 482	33 108	64 277	240 415
84659590	Drilling machines for the manufacture of printed circuit boards or printed wiring boards, with a spindle speed not exceeding 50,000 rpm & accepting drill bits of a shank diameter not exceeding 3175	34 463	248 578	169 334	1 539 905
84659600	Splitting, slicing or paring machines	169 976	871 046	666 864	4 604 488
84659910	Lathes	8 293	101 959	49 843	2 266 057
84659950	machinesfor deburring the surfaces of PCB/PWB during manufact,machinesfor scoring&laminating presses for PCB/PWB/substrates,	5 112	34 583	50 924	386 883
84659960	Oth machinestools for working wood, cork, bone/similar hardmaterials, electrically operated	148 618	1 205 100	1 200 421	6 269 444
84659990	Oth machinestools for working wood, cork, bone/similar hardmaterials, not electrically operated	269 326	1 012 815	1 840 834	7 722 275
84661010	Tool holder&self-opening diehead for machinesof 84569010, 84569020/84603110/84659110/84659210/84659510/84659950	5 414	17 634	128 326	395 589
84661090	Tool holder&self-opening diehead for machinesoth of 8456901084569020/84603110/ 84659110/84659210/84659510/84659950	81 097	253 774	2 764 916	9 024 743
84662010	Work holders for machinesof 85469010, 84569020, 84603110,84659110, 84659210, 84659510, 84659950	448	1 670	22 342	75 080
84662090	Work holders for machinesoth than of 85469010, 84569020, 84603110, 84659110, 84659210, 84659510, 84659950	40 800	153 051	1 173 030	6 665 261

https://www.bps.go.id

I.3. IMPOR MENURUT KOMODITI / IMPORT BY HS COMMODITY
*** APRIL/*APRIL 2022* ***

H S	Uraian Komoditi/*Commodity Description*	Berat bersih/*Net weight* (Kg)		Nilai/*Value CIF* (US$)	
		Bulan ini *Current month*	Kumulatif *Cum. Jan. to date*	Bulan ini *Current month*	Kumulatif *Cum. Jan. to date*
84663000	Dividing heads and other special attachments for machines	4 407	181 111	150 825	4 413 389
84669100	Parts for machines of heading 8464	64 820	239 486	308 338	1 327 492
84669200	Parts for machines of heading 8465	31 147	250 610	722 367	4 404 143
84669330	Parts for machines of subheading 84561110, 84561210, 84562000, or 84563000, of a kind used solely or principally for the manufacture of printed circuits, printed circuit assemblies, parts of machines of heading 8517, or parts of automatic data processing machines of heading 8471; for machines of subheading 845710, 84589100, 84592100, 84592910,84596100, 84596910, or 84615000, of a kind used solely or principally for the manufacture of parts of machines of heading 8517, or parts of automatic data processing machines of heading 8471	2 107	2 107	27 824	27 824
84669340	Parts for machines of subheading 84565000	34	34	1 832	1 832
84669390	Oth parts & accessories for machines of head 8456 to 8461oth than subhead 84564010,84569020 or 84603110	147 821	1 007 727	2 849 556	16 577 936
84669400	Machine-tools; parts and accessories, for the machines of heading no. 8462 or 8463, n.e.c. in heading no. 8466	87 842	582 285	2 249 072	11 973 022
84671100	Tools for working in the hand pneumatic rotary tipe (including combined rotary-percussion)	31 688	140 131	640 769	2 677 444
84671900	Tools for working in the hand pneumatic other rotary tipe (including combined rotary-percussion)	51 374	250 434	406 182	2 560 300
84672100	Drills of all kinds with self-contained electric motor	429 928	1 707 080	2 555 547	11 323 977
84672200	Saws with self-contained electric motor	69 273	433 847	430 783	3 016 395
84672900	Tools; for working in the hand, with self-contained electric motor; other than saws and drills	702 176	3 453 871	4 222 431	23 734 633
84678100	Chains saws with self-contained electric motor	368 996	1 138 176	3 143 274	9 328 840
84678900	Tools; for working in the hand, (other than chain saws), hydraulic or with self-contained non-electric motor, (not pneumatic)	114 073	690 514	580 543	4 046 984
84679110	Part of chains saws of electro-mechanical type	26 394	64 317	25 165	103 573
84679190	Other part of chains saws of electro-mechanical type	120 755	621 941	459 957	3 213 795
84679200	Parts of tools working in the hand of pneumatic	20 855	71 428	345 230	1 214 190
84679910	Other parts of tools of goods of drills, saws & all kinds non-electric motor	124 514	579 843	741 778	2 637 321
84679990	Other parts of tools of goods of other than drills, saws and all kinds, non-electric motor	173 930	935 949	626 365	2 994 667
84681000	Hand-held blow pipes	22 899	75 128	131 409	442 598
84682010	Hand-operated (not hand-held) gas welding or brazing appliances for metal	33 762	144 481	97 450	797 052
84682090	Other hand-operated (not hand-held) gas welding or brazing appliances for other than metal	6 220	47 176	28 084	593 905
84688000	Machinery and apparatus; for soldering, brazing or welding, whether or not capable of cutting, n.e.c. in heading no. 8468	46 381	86 270	329 991	735 064
84689020	Parts of goods of gas welding or brazing appliaances formetal	14 704	64 062	150 558	686 130
84689090	Parts of goods of gas welding or brazing appliaances forother than metal	48 761	241 803	459 212	2 636 619
84701000	Electronic calc,pocket-size data recording, reproducing and displaying machines with calculating functions	48 615	245 159	476 178	2 148 500
84702100	Calculating machines; electronic, incorporating a printing device, needing an external source of power	406	5 731	14 734	220 087
84702900	Calculating machines; electronic, (not incorporating a printing device), needing an external power source	24 679	78 329	245 766	784 616
84703000	Calculating machines; non-electronic	15 205	50 315	38 923	310 974
84705000	Cash register	72 240	191 719	6 904 278	20 346 671
84709010	Postage-franking machines	441	452	36 223	36 311
84709090	Ticket-issuing machines and similar machines	1 633	28 941	43 660	175 805
84713020	Laptops including notebooks and subnotebooks	361 890	3 258 977	78 533 804	663 237 773
84713090	Oth portable automatic data processing machines, weighting<= 10 kg	22 568	68 760	10 714 524	32 534 324
84714110	Personal computers exclud portable computer,CPU& I/O unitwhether or not combined	37 174	281 633	4 426 593	29 349 733
84714190	Other PC excluding portable computer,CPU& I/O unit whetheror not combined	160 643	642 191	4 458 495	23 264 119

https://www.bps.go.id

I.3. IMPOR MENURUT KOMODITI / IMPORT BY HS COMMODITY
***** APRIL/*APRIL 2022* *****

H S	Uraian Komoditi/*Commodity Description*	Berat bersih/*Net weight* (Kg)		Nilai/*Value CIF* (US$)	
		Bulan ini *Current month*	Kumulatif *Cum. Jan. to date*	Bulan ini *Current month*	Kumulatif *Cum. Jan. to date*
84714910	Personal computers in the form of systems exclud portablecomputers (laptop/notebook)	49 542	485 825	3 607 262	45 121 140
84714990	Other personal computers in the form of systems excluding portable computers (laptop/notebook)	41 601	296 071	5 495 841	57 450 576
84715010	Processing units for personal (incl. portable) computersnot comprising & not presented in the form systems systems	62 371	373 726	10 265 761	48 230 868
84715090	Oth processing unit for personal comp.(excl.portable comp) not comprising & not presented in the form systems systems	648 551	2 228 682	55 203 005	186 862 383
84716030	Computer keyboards	439 319	1 734 411	2 823 284	11 513 487
84716040	Mouses, light pens, joysticks, track balls, and touch sensitive screens	117 104	517 241	3 627 108	12 816 153
84716090	Other input or output units, whether or not containing storage units in the same housing	9 862	40 848	281 778	1 895 674
84717020	Hard disk drive	102 759	423 960	4 585 027	21 846 718
84717030	Tape drive	520	1 431	122 699	308 176
84717040	Optical disk drives, including CD-ROM drives, DVD drives and CD-R drives	2 925	13 894	875 701	3 472 594
84717090	Storage units other than hard disk drives, tape drives, optical disk drives, including CD-ROM drives, DVD drives and CD-R drives	22 887	121 537	8 129 155	32 447 086
84718010	Control and adaptor units	12 134	76 319	1 907 510	5 088 762
84718070	Sound cards or video cards	25 663	105 080	4 184 166	30 063 209
84718090	Other control units	16 345	42 268	4 761 717	9 140 444
84719010	Bar code readers	21 273	70 618	929 233	3 042 757
84719030	Electronic fingerprint identification systems	5 348	23 221	312 304	1 286 979
84719040	Other optical character readers	12 558	67 313	988 383	3 241 326
84719090	Other units of automatic data processing machines :	110 736	342 032	4 613 978	19 641 608
84721000	Duplicating machines	8	1 124	184	6 543
84723000	Machines for sorting or folding mail or for inserting mail in envelopes or bands, machines for opening, closing or sealing mail and machines for affixing or cancelling postage stamps	65	11 603	694	52 396
84729010	Automatic teller machines	331 452	1 255 928	4 682 712	17 294 975
84729041	Typewriters automatic other than printers of heading 8443	0	22	0	2 588
84729049	Oth typewriters auto oth than printers of heading 8443	10 336	47 268	134 535	931 912
84729050	Word-processing machines	54	1 170	4 710	57 385
84729060	Other word-processing machines with electrically operated	72 451	263 702	701 487	3 886 687
84729090	Other word-processing machineswith not electrically operated	158 637	600 898	725 715	3 143 987
84732100	Parts of the electronic calculating machines of subheading 84701000, 84702100 or 84702900	1 717	4 472	42 078	281 441
84732900	Parts of the electronic calculating machines oth thansubheading 84701000, 84702100 or 84702900	359 638	618 256	7 748 366	28 518 151
84733010	Parts and accessories assembled printed circuit boardsof the machines of heading 8471	53 680	1 386 654	4 858 133	19 080 952
84733090	Parts and accessories assembled other thanprinted circuit boards of the machines of heading 8471	642 131	2 117 080	16 877 389	57 407 807
84734000	Parts and accessories of the machines of heading 8472	6 559	54 606	640 766	2 700 759
84735010	Parts and accessories suitable for use with the machines of heading 8471	84 251	311 630	1 980 383	7 859 583
84735090	Parts and accessories suitable for use with the machines of heading 8470 and 8472	19 145	48 020	152 190	623 813
84741010	Sorting, screening, separating or washing machines electrically operated	649 839	5 381 872	3 617 666	29 139 559
84741020	Sorting, screening, separating or washing machines non electrically operated	34 476	173 542	933 263	1 671 931
84742011	Crushing or grinding machines stone electrically operatedfor stone	645 914	2 020 748	2 831 177	6 028 998
84742019	Crushing or grinding machines stone electrically operatedfor other than stone	297 240	1 805 209	1 845 475	14 665 368
84742021	Crushing or grinding machines stone not electrically operated for stone	692	265 485	4 109	1 078 084
84742029	Crushing or grinding machines stone not electrically operated for other than stone	272 207	1 286 672	656 502	5 279 066
84743110	Concrete or mortar mixers electrically operated	540 527	1 465 386	955 423	4 561 108
84743120	Concrete or mortar mixers not electrically operated	15 414	49 607	40 425	173 088

https://www.bps.go.id

I.3. IMPOR MENURUT KOMODITI / IMPORT BY HS COMMODITY
*** APRIL/*APRIL 2022* ***

H S	Uraian Komoditi/*Commodity Description*	Berat bersih/*Net weight* (Kg)		Nilai/*Value CIF* (US$)	
		Bulan ini *Current month*	Kumulatif *Cum. Jan. to date*	Bulan ini *Current month*	Kumulatif *Cum. Jan. to date*
84743219	Machines for mixing mineral substances with bitumen electrically operated of an output capacity > 80 t/h	86 625	165 248	196 360	371 668
84743229	Machines for mixing mineral substances with bitumen not electrically operated of an output capacity > 80 t/h	0	264 800	0	739 909
84743910	Other machines for mixing mineral substances with bitumen electrically operated	125 232	275 195	1 522 297	3 650 958
84743920	Other machines for mixing mineral substances with bitumen not electrically operated	3 378	107 843	20 607	438 341
84748010	Machinery for agglomerating, shaping or moulding, for forming foundry moulds of sand electrically operated	1 408 877	12 770 742	4 373 043	35 906 854
84748020	Machinery for agglomerating, shaping or moulding, for forming foundry moulds of sand not electrically operated	3 181	36 651	6 261	193 332
84749000	Parts of machines of subheading 8474	3 305 954	15 164 463	13 828 325	61 397 158
84751000	Machines for assembling electric or electronic lamps, tubes or valves or flashbulbs, in glass envelopes	203	16 972	1 970	73 930
84752100	Machines for making optical fibres and preforms thereof	101 717	107 015	3 055 718	3 364 506
84752900	Machines; for manufacturing or hot working glass or glassware, not for making optical fibres and preforms thereof	1 005	18 288	1 986	200 762
84759030	Parts of machines of subheading 84752100	5	5	402	402
84759090	Parts of machines of subheading 8475 other than subheading 84752100	15 488	75 962	283 130	1 318 523
84762100	Automatic beverage-vending machines incorporating heating or refrigerating devices	0	41	0	4 691
84762900	Machines; automatic beverage-vending machines, not incorporating heating or refrigerating devices	14 605	35 419	74 949	194 806
84768100	Automatic goods-vending machines incorporatingheating or refrigerating devices	0	340	0	4 045
84768910	Money-changing machines	94	94	750	750
84768990	Automatic postage stamp, cigarette machines	1	19 664	2	151 343
84769010	Parts of money changing machines	2 237	2 237	4 479	4 479
84769090	Parts of automatic goods-vending machines other than money changing machines	1 477	29 286	34 051	169 926
84771010	Injection machines for moulding rubber	400 129	1 824 907	2 815 005	10 041 940
84771031	Injection machines for palstics, poly (vinyl chloride)	100 079	1 373 906	489 974	6 391 407
84771039	Other injection machines for palstics	730 694	5 186 070	4 382 054	32 253 534
84772010	Extruders machine for rubber	75 393	309 790	878 951	2 645 091
84772020	Extruders machine for plastics	400 643	1 782 017	2 164 486	20 815 599
84773000	Blow moulding machines	137 237	610 957	2 065 717	9 389 229
84774010	Vacuum machines for moulding or forming rubber	218 788	720 248	1 646 766	4 723 539
84774020	Vacuum machines for moulding or forming plastics	67 157	477 928	914 094	4 967 518
84775100	Machines for moulding or retreading pneumatic tyres or formoulding or otherwise forming inner tubes	5 610	145 422	24 900	1 794 276
84775910	Other machines for moulding or forming rubber	11 003	394 854	69 224	4 147 373
84775920	Other machines for moulding or forming plastics	27 129	639 531	291 580	3 468 336
84778010	Other machine for working rubber/products from rubber, electrically operated	514 985	1 626 568	6 341 239	18 340 996
84778020	Other machine for working rubber/products from rubber, not electrically operated	53	106 749	5 207	2 258 177
84778031	Lamination presses for the manufacture of PCB/PWBelectrically operated	0	15 356	0	100 731
84778039	Oth lamination presses for plastics/products from plastics, electrically operated	542 767	2 502 749	6 300 621	24 532 138
84778040	Other machine for working plastics/products from plastics, not electrically operated	94 490	239 204	857 401	2 563 032
84779010	Parts of machine for working rubber/products from rubber, electrically operated	135 720	786 677	3 957 957	11 275 421
84779020	Parts of machine for working rubber/products from rubber, not electrically operated	65 733	467 845	507 607	3 211 552
84779032	Parts of lamination presses for the manufacture of PCB/PWBelectrically operated	8 798	19 323	346 892	1 173 094
84779039	Parts of electric machine for working plastic&productsoth than lamination presses for manufacture of PCB/PWB	242 715	1 147 843	6 651 610	20 734 575

https://www.bps.go.id

I.3. IMPOR MENURUT KOMODITI / IMPORT BY HS COMMODITY
*** APRIL/*APRIL 2022* ***

H S	Uraian Komoditi/*Commodity Description*	Berat bersih/*Net weight* (Kg)		Nilai/*Value CIF* (US$)	
		Bulan ini *Current month*	Kumulatif *Cum. Jan. to date*	Bulan ini *Current month*	Kumulatif *Cum. Jan. to date*
84779040	Parts of non-electric machine for working plastics/products from plastics materials	160 894	295 892	3 688 073	8 297 984
84781010	Machines for preparing or making up tobacco,electrically operated	49 106	217 122	2 061 082	10 913 448
84781020	Machines for preparing or making up tobacco, not electrically operated	1 886	3 348	3 269	9 653
84789000	Parts of machinery for preparing or making up tobacco that not specified or included machines elsewhere in this Chapter	49 130	159 261	2 752 793	7 672 373
84791010	Machines for public works/building/the like, electrically operated	188 111	750 643	998 955	5 090 360
84791020	Machines for public works/building/the like, not electrically operated	73 422	254 582	868 513	2 247 391
84792010	Machines for the extraction/preparation of animal/fixed vegetable fats or oils, electrically operated	1 770 452	10 194 177	8 889 028	59 189 701
84792020	Machines for the extraction/preparation of animal/fixed vegetable fats or oils, not electrically operated	150 530	821 287	570 628	2 926 026
84793000	Presses for the manufacture of particle board or fibre building board of wood or other ligneous materials and other machinery for treating wood or cork	390 950	1 229 096	1 509 252	4 733 571
84794010	Rope or cable-making machines, electrically operated	52 135	440 883	465 043	3 515 747
84794020	Rope or cable-making machines, not electrically operated	128 888	186 714	1 091 204	1 753 684
84795000	Industrial robots machines,not elsewhere specified/included	93 679	507 494	3 696 655	14 438 485
84796000	Machines evaporative air coolers	200 788	879 436	1 145 351	5 626 253
84797100	Passenger boarding bridges of kind a used in airports	0	2 997	0	121 568
84797900	Machinery and mechanical appliances; passenger boarding bridges, other than of a kind used in airports	8 045	48 585	1 044 653	3 316 371
84798110	Machines for treating metal, including electric wire coilwinders, electrically operated	272 057	1 098 362	2 331 106	10 221 035
84798120	Machines for treating metal, including electric wire coilwinders, not electrically operated	2 151	52 523	68 738	420 934
84798210	Mixing, kneading, crushing, grinding, screening, sifting, homogenising, emulsifying/stirring machines, electically operated	2 629 205	20 958 787	21 711 181	166 876 537
84798220	Mixing, kneading, crushing, grinding, screening, sifting, homogenising, emulsifying/stirring machines, not elect. operated	57 302	126 820	1 575 966	3 511 304
84798300	Cold isostatic presses	6 848	6 848	125 819	125 819
84798910	Automated machines for the placement or the removal of components or contact elements of a kind used solely or principally for the manufacture of printed circuit assemblies	31 454	31 454	1 416 940	1 416 940
84798950	Machines for assembling CPU daughter boards in plastic cases or housings; apparatus for the regeneration of chemical solutions used in the manufacture of PCB; equipment for mechanically cleaning the surfaces of PCB during manufacturing; registration equipment for the alignment of PCB or PCA in the manufacturing process	34 446	357 304	1 292 680	11 338 583
84798961	Electrically operated automatic service-vending machines	8 034	18 016	83 451	470 513
84798969	Electrically operated non-automatic service-vending machines	950 346	5 475 428	15 003 811	64 564 942
84798970	Non-electrically operated automatic service-vending machines	272 167	1 360 274	3 540 526	23 015 801
84799010	Non-electrically operated non-automatic service-vending machines	3 241	3 241	238 564	238 564
84799050	Parts of goods of subheading 84798910	1 781	138 212	135 163	3 713 840
84799090	Parts of goods of subheading 84798950	1 167 606	4 316 722	10 907 177	41 770 201
84801000	Moulding boxes for metal foundry	37 938	127 789	475 082	1 785 989
84802000	Mould bases	156 037	897 738	2 494 678	9 474 673
84803010	Moulding patterns of copper	14 754	31 903	326 880	728 733
84803090	Moulding patterns of other materials	35 322	153 576	1 418 891	6 141 324
84804100	Moulds for metal/metal carbides injection or compression types	48 262	206 630	1 210 000	4 104 603
84804900	Moulds; for metal or metal carbides, other than injection or compression types	405 620	1 506 825	1 250 721	5 383 095
84805000	Moulds for glass	14 875	47 642	618 019	1 554 702
84806000	Moulds for mineral materials	62 858	701 355	575 389	4 161 638
84807110	Moulds for footwear soles, injection or compression types	26 777	376 473	701 845	5 667 366
84807190	Other moulds for rubber plastics, injections types	967 592	3 902 208	15 275 076	64 308 190
84807910	Moulds for footwear soles, not injection/compression types	14 920	93 880	157 352	1 906 638
84807990	Other moulds for rubber plastics, not injections types	172 061	918 393	5 077 347	16 397 466
84811011	Sluice / gate valves with 5 cm ? internal diameter ? 40 cm	15 554	86 103	159 677	814 149
84811019	Other sluice / gate valves of iron or steel	144 664	372 187	1 908 170	6 913 463

https://www.bps.go.id

I.3. IMPOR MENURUT KOMODITI / IMPORT BY HS COMMODITY
*** APRIL/*APRIL 2022* ***

H S	Uraian Komoditi/*Commodity Description*	Berat bersih/*Net weight* (Kg)		Nilai/*Value CIF* (US$)	
		Bulan ini *Current month*	Kumulatif *Cum. Jan. to date*	Bulan ini *Current month*	Kumulatif *Cum. Jan. to date*
84811021	Sluice / gate valves of copper/copper alloy an internal diameter<= 2,5 cm	12 815	95 708	913 487	2 514 996
84811022	Sluice / gate valves of copper/copper alloy an internal diameter > 2,5 cm	336	1 547	24 332	77 280
84811091	Sluice / gate valves of plastics, 1 cm<=internal diameter<=2,5 cm	445	4 917	10 082	54 019
84811099	Other taps, cocks, valves & similar appliances for pipes, boiler shells, tanks, vats or the like	46 051	166 737	330 977	964 803
84812011	Manually operated sluice or gate valves of iron or steel with inlet or outlet of an internal diameter exceeding 5 cm but not exceeding 40 cm	4 074	4 074	195 590	195 590
84812019	Manually operated sluice or gate valves of other than iron or steel with inlet or outlet of an internal diameter exceeding 5 cm but not exceeding 40 cm	21 459	29 674	2 298 043	2 661 384
84812020	Sluice/gate valves of copper/alloy 1 cm ? int.diam ? 2,5 cmof plastics 1 cm<=int.diam<=2,5 cm for oleohydr/pneumatic	825	12 075	12 430	313 538
84812090	Other sluice/gate valves for oleohydraulic or pneumatic	605 725	1 561 024	11 120 859	31 585 975
84813010	Swing check-valves, of cast iron, with 4 cm<=an inlet of internal diameter ?60 cm	48 921	140 098	384 517	1 056 495
84813020	Swing check-valves of copper or copper alloys, with an internal diameter<= 2.5 cm	9 844	24 460	89 095	197 218
84813040	Swing check-valves of plastics, with 1 cm<=internal diameter<=2,5 cm	9 571	35 279	242 581	855 805
84813090	Other swing check-valves, of cast iron, with 4 cm<=an inlet of internal diameter ?60 cm	129 022	598 161	1 871 149	7 554 431
84814010	Safety or relief valves of copper or copper alloys,with an internal diameter of<=2.5 cm	36 300	56 128	764 700	1 069 604
84814030	Safety or relief valves of plastics,with 1 cm<=internal diameter<=2,5 cm	247	983	6 798	34 573
84814090	Other safety or relief valves	133 966	571 190	3 461 476	12 549 568
84818011	Valves for inner tubes of copper or copper alloys	114 104	441 498	1 138 217	4 666 682
84818012	Valves for inner tubes of other materials	81 313	306 273	1 063 166	3 167 553
84818013	Valves for tubeless tyres of copper or copper alloys	7 495	21 242	81 673	282 796
84818014	Valves for tubeless tyres of other materials	209 928	859 395	1 885 597	7 551 032
84818021	Liquefied Petroleum Gas (LPG) cylinder valves of copper or copper alloys with inlet/outlet internal diameters<=2.5 cm	23 649	205 576	143 463	5 247 288
84818022	Liquefied Petroleum Gas (LPG) cylinder valves of copper or copper alloys with inlet/outlet internal diameters > 2.5 cm	1 600	25 688	35 775	325 574
84818030	Cocks and valves, whether or not fitted with piezo-electric igniters, for gas stoves or ranges	169 480	655 335	1 313 192	4 721 545
84818041	Aerated or carbonated liquid bottle valves; valves for gas operated beer dispensing units, of plastics, with an internal diameter of not less than 1 cm and not more than 25 cm	3 438	3 438	27 543	27 543
84818049	Aerated or carbonated liquid bottle valves; valves for gas operated beer dispensing units, of other than plastics, with an internal diameter of not less than 1 cm and not more than 25 cm	64 046	260 415	572 155	1 908 775
84818051	Mixing taps and valves, of plastics, with an internal diameter of not less than 1 cm and not more than 25 cm	17 821	17 821	185 849	185 849
84818059	Mixing taps and valves, of other than plastics, with an internal diameter of not less than 1 cm and not more than 25 cm	136 154	742 233	1 049 204	4 344 389
84818061	Manually operated gate valves of cast iron with 5 cm<=an internal diameter<=40 cm	44 764	640 857	312 591	2 639 258
84818062	Butterfly valves, of cast iron, with an internal diameter of 8 cm or more	267 573	1 987 470	4 196 237	29 640 549
84818063	Other water pipeline valves	178 455	1 175 459	1 603 569	8 070 754
84818064	Hog nipple waterers; of plastics and of not less than 1 cm and not more than 25 cm in internal diameter	612	935	997	4 458
84818065	Hog nipple waterers; of plastics and more than 25 cm in internal diameter	15 283	131 172	98 525	1 179 178
84818066	Nipple joint valves; of plastics and of not less than 1 cm and not more than 25 cm in internal diameter	2 648	13 591	7 922	24 932
84818067	Nipple joint valves; of plastics and more than 25 cm in internal diameter	21 520	137 132	288 148	1 978 144

https://www.bps.go.id

I.3. IMPOR MENURUT KOMODITI / IMPORT BY HS COMMODITY
*** APRIL/*APRIL 2022* ***

H S	Uraian Komoditi/*Commodity Description*	Berat bersih/*Net weight* (Kg)		Nilai/*Value CIF* (US$)	
		Bulan ini *Current month*	Kumulatif *Cum. Jan. to date*	Bulan ini *Current month*	Kumulatif *Cum. Jan. to date*
84818071	Ball valves; of plastics and of not less than 1 cm and not more than 25 cm in internal diameter	28 712	144 441	107 570	751 949
84818072	Ball valves; of plastics and more than 25 cm in internal diameter	324 802	1 572 750	3 871 733	18 581 013
84818073	Gate valves, manually operated, of iron or steel; having inlet and outlet internal diameters of more than 5 cm but not more than 40 cm	174 831	995 132	1 798 299	7 504 377
84818074	Gate valves, manually operated, of iron or steel; having inlet and outlet internal diameters of more than 40 cm	511	9 441	14 208	60 384
84818077	Gate valves, manually operated, of iron or steel; having inlet and outlet internal diameters of not more than 5 cm	95 298	385 022	3 505 642	13 440 153
84818078	Manifold valves; of plastics and of not less than 1 cm and not more than 25 cm in internal diameter	6	18	153	569
84818079	Manifold valves; of plastics and more than 25 cm in internal diameter	22 734	130 795	701 830	2 382 541
84818081	Pneumatically controlled valves; of plastics and of not less than 1 cm and not more than 25 cm in internal diameter	30 504	57 523	235 864	847 265
84818082	Pneumatically controlled valves; of plastics and more than 25 cm in internal diameter	48 538	263 931	1 059 227	4 648 273
84818083	Fuel cut-off valves for vehicles of heading 8702, 8703 or 8704, with an inlet internal diameter of less than 1 cm of plastic	1 216	5 199	40 973	178 647
84818084	Fuel cut-off valves for vehicles of heading 8702, 8703 or 8704, with an inlet internal diameter not less than 1 cm and not more than 25 cm of plastic	2 429	2 429	68 322	68 322
84818093	Fuel cut-off valves for vehicles of heading 8702, 8703 or 8704, of other material	53 198	224 551	555 491	2 373 008
84818094	Other valves of plastics; with an inlet internal diameter of less than 1 cm	6 341	152 033	39 518	924 720
84818095	Other valves of plastics; with an inlet internal diameter not less than 1 cm and not more than 25 cm	3 254	22 042	7 958	406 311
84818096	Other valves of plastics; with an inlet internal diameter more than 25 cm	35	35	4 431	4 431
84818097	Other valves of plastics, manually operated, weighing less than 3 kg, surface treated or made of stainless steel or nickel	11 341	27 452	101 238	432 806
84818098	Water taps of copper or copper alloy with an internal diameter 25 cm or less	200 944	1 187 093	3 007 152	12 950 385
84818099	Water taps of copper or copper alloy with an internal diameter more than 25 cm	2 229 641	7 541 949	34 605 118	118 698 552
84819010	Housings for sluice or gate valves with inlet or outlet of an internal diameter exceeding 50 mm but not exceeding 400 mm	21 699	283 142	520 522	2 950 154
84819021	Bodies, for water taps	25 783	54 928	269 262	671 453
84819022	Bodies, for Liquefied Petroleum Gas (LPG) cylinder valves	4 748	6 177	107 580	165 051
84819023	Bodies, other than for water taps and LPG cylinder valves	52 945	171 052	249 264	854 326
84819029	Other parts for taps, cocks, valves (excluding inner tube valves and valves for tubeless tyres) and similar appliances of 25 mm or less in internal diameter	66 212	184 037	903 140	2 668 353
84819031	Valve bodies or stems of inner tube or tubeless tyre valves; of copper or copper alloys	4 250	31 595	48 476	413 310
84819039	Valve bodies or stems of inner tube or tubeless tyre valves; other than of copper or copper alloys	51 924	348 837	712 575	3 461 118
84819041	Valve cores of inner tube or tubeless tyre valves; of copper or copper alloys	291	1 719	2 159	20 266
84819049	Valve cores of inner tube or tubeless tyre valves; other than of copper or copper alloys	76 084	328 840	1 394 304	8 253 191
84819090	Other valve cores of inner tube or tubeless tyre valves	352 670	3 808 347	6 003 000	30 813 657
84821000	Ball bearings	2 399 684	9 918 655	18 516 716	79 283 726
84822000	Tapered roller bearings, including cone and tapered roller assemblies	433 331	2 371 385	5 876 231	23 688 549
84823000	Spherical roller bearings	330 115	1 145 698	2 978 844	12 067 335
84824000	Needle roller bearings, including cage and needle roller assemblies	111 028	591 450	1 701 598	9 072 359
84825000	Other cylindrical roller bearings, including cage and roller assemblies	247 933	1 035 008	3 863 585	15 078 189
84828000	Other bearings, including combined ball/roller bearings	1 060 592	4 043 874	9 248 825	37 661 286

https://www.bps.go.id

I.3. IMPOR MENURUT KOMODITI / IMPORT BY HS COMMODITY
***** APRIL/*APRIL 2022* *****

H S	Uraian Komoditi/*Commodity Description*	Berat bersih/*Net weight* (Kg)		Nilai/*Value CIF* (US$)	
		Bulan ini *Current month*	Kumulatif *Cum. Jan. to date*	Bulan ini *Current month*	Kumulatif *Cum. Jan. to date*
84829100	Parts of ball/roller bearings; balls, needles and rollers	169 406	602 577	1 135 973	4 351 118
84829900	Parts of ball/roller bearings; other than balls, needles and rollers	477 176	2 745 424	4 533 969	23 632 077
84831010	Transmission shafts and cranks; for machinery of heading 8428 or 8430	95 453	712 317	1 726 250	8 858 262
84831024	Cam shafts and crank shafts for engines of vehicles of Chapter 87; for vehicles of heading 8711	450 785	1 978 675	2 901 253	12 504 644
84831025	Cam shafts and crank shafts for engines of vehicles of Chapter 87; for vehicles other than heading 8711 of a cylinder capacity <= 2.000 cc	680 687	2 729 839	4 188 288	18 060 841
84831026	Cam shafts and crank shafts for engines of vehicles of Chapter 87; for vehicles other than heading 8711 of a 2.000 cc < cylinder capacity <= 3.000 cc	13 868	230 089	126 793	1 333 346
84831027	Cam shafts and crank shafts for engines of vehicles of Chapter 87; for vehicles other than heading 8711 of a cylinder capacity > 2.000	16 375	91 985	247 109	1 095 066
84831031	Transmission shafts and cranks; of an output <= 2.238 kW	50	7 588	9 587	67 046
84831039	Other transmission shafts and cranks	90 027	230 252	974 922	2 736 864
84831090	Other transmission shafts and cranks; for marine propulsion engines	593 792	2 483 115	5 432 626	21 499 361
84832020	Bearing housings, incorporating ball or roller bearings; for machinery of heading 8429 or 8430	5 856	87 466	118 013	649 885
84832030	Bearing housings, incorporating ball or roller bearings; for engines of vehicles of Chapter 87	14 819	53 641	172 539	633 621
84832090	Bearing housings, incorporating ball or roller bearings; other than for machinery of heading 8429/8430 and engines of vehicles of Chapter 87	282 639	1 721 727	1 326 052	7 229 689
84833030	Bearing housings, not incorporating ball or roller bearings; plain shaft bearings; for engines of vehicles of Chapter 87	180 244	943 364	2 867 369	11 701 974
84833090	Bearing housings, not incorporating ball or roller bearings; plain shaft bearings; other than for engines of vehicles of Chapter 87	384 677	1 342 452	6 425 788	23 331 498
84834020	Gears and gearing/wheels/chain sprockets & other transmission elements; ball/roller screws; gear boxes & other speed changers, including torque converters; for marine vessels	177 800	936 038	875 275	5 400 242
84834030	Gears and gearing/wheels/chain sprockets & other transmission elements; ball/roller screws; gear boxes & other speed changers, including torque converters; for machinery of heading 8429/8430	477 155	1 712 349	5 084 942	16 540 047
84834040	Gears and gearing/wheels/chain sprockets & other transmission elements; ball/roller screws; gear boxes & other speed changers, including torque converters; for engines of vehicles of Chapter 87	266 112	1 320 529	2 694 416	12 954 462
84834090	Other gears and gearing/wheels/chain sprockets & other transmission elements; ball/roller screws; gear boxes & other speed changers, including torque converters	1 802 020	5 915 902	13 747 704	47 401 859
84835000	Flywheels and pulleys, including pulley blocks	340 376	1 911 015	3 175 375	14 805 777
84836000	Clutches and shaft couplings (including universal joints)	467 940	1 901 225	4 492 017	18 396 259
84839011	Toothed wheels, chain sprockets and other transmission elements presented separately; parts of goods of subheading 848310; for tractors of subheading 870110 or 870191 to 870195	1 902	11 268	17 207	60 372
84839013	Toothed wheels, chain sprockets and other transmission elements presented separately; parts of goods of subheading 848310; for other tractors of heading 8701	1 608	5 341	46 161	129 850
84839014	Toothed wheels, chain sprockets and other transmission elements presented separately; parts of goods of subheading 848310; for goods of heading 8711	51 953	203 095	579 265	1 823 142
84839015	Toothed wheels, chain sprockets and other transmission elements presented separately; parts of goods of subheading 848310; for other goods of Chapter 87	12 149	96 269	238 950	1 215 058
84839019	Toothed wheels, chain sprockets and other transmission elements presented separately; parts of goods of subheading 848310 other than of HS 84839011 - 84839015	323 241	1 128 704	1 776 825	7 470 285
84839091	Toothed wheels, chain sprockets and other transmission elements presented separately; parts of goods of subheading 848310; for tractors of subheading 870110 or 870191 to 870195	12 832	18 855	185 444	371 894

https://www.bps.go.id

I.3. IMPOR MENURUT KOMODITI / IMPORT BY HS COMMODITY
***** APRIL/*APRIL 2022* *****

H S	Uraian Komoditi/*Commodity Description*	Berat bersih/*Net weight* (Kg)		Nilai/*Value CIF* (US$)	
		Bulan ini *Current month*	Kumulatif *Cum. Jan. to date*	Bulan ini *Current month*	Kumulatif *Cum. Jan. to date*
84839093	Toothed wheels, chain sprockets and other transmission elements presented separately; other than parts of goods of subheading 848310; for other tractors of heading 8701	437	6 158	7 566	211 222
84839094	Toothed wheels, chain sprockets and other transmission elements presented separately; other than parts of goods of subheading 848310; for goods of heading 8711	7 148	59 559	66 211	305 287
84839095	Toothed wheels, chain sprockets and other transmission elements presented separately; other than parts of goods of subheading 848310; for other goods of Chapter 87	13 737	81 133	236 308	1 181 194
84839099	Toothed wheels, chain sprockets and other transmission elements presented separately; other than parts of goods of subheading 848310 other than of HS 84839091 - 84839055	508 995	2 359 094	5 068 427	24 849 486
84841000	Gaskets and similar joints of metal sheeting combined with other material or of two or more layers of metal	422 379	1 653 772	6 835 633	24 733 802
84842000	Mechanical seals	248 647	889 953	6 284 489	26 341 379
84849000	Other gaskets and similar joints of metal sheeting combined with other material or of two or more layers of metal; sets or assortments of gaskets and similar joints, dissimilar in composition, put up in pouches, envelopes or similar packings; mechanical seals	159 724	1 358 521	3 440 984	16 778 881
84853090	Machines for additive manufacturing; by laster/cement/ceramics deposit	453	453	6 559	6 559
84858000	Other machines for additive manufacturing	12	12	2 187	2 187
84859010	Parts of machines for additive manufacturing; of subheading 84852000	124	124	3 653	3 653
84859090	Parts of machines for additive manufacturing; other than of subheading 84852000	2 256	2 256	84 525	84 525
84861010	Apparatus for rapid heating of semiconductor wafers	0	274 702	0	390 597
84861020	Spin dryers for semiconductor wafer processing	559	559	3 444	3 444
84861030	Machines for working any material by removal of material, by laser or other light or photon beam in the production of semiconductor wafers	0	1 286	0	45 229
84861040	Machines and apparatus for sawing monocrystal semiconductor boules into slices, or wafers into chips	165	230	5 884	8 336
84861050	Grinding, polishing and lapping machines for processing of semiconductor wafers	5	2 754	49	28 961
84861090	Machines and apparatus for the manufacture of boules or wafers n.e.c. in subheading 848610	335	5 712	40 830	342 714
84862011	Film formation equipment; chemical vapour deposition apparatus for semiconductor production	0	4	0	6 389
84862019	Film formation equipment other than HS 84862011, 84862012, 84862013	4	3 502	8 489	107 489
84862031	Deflash machines for cleaning and removing contaminants from the metal leads of semiconductor packages prior to the electroplating process; spraying appliances for etching, stripping or cleaning semiconductor wafers	0	1 206	0	4 660
84862032	Equipment for dry etching patterns on semiconductor materials	0	8	0	643
84862033	Apparatus for wet etching, developing, stripping or cleaning semiconductor wafers	0	16	0	686
84862039	Other etching and stripping equipment	2 407	3 768	369 710	390 596
84862041	Lithography equipment; direct write-on-wafer apparatus	28	39	9 722	10 365
84862051	Equipment for developing exposed wafers; dicing machines for scribing or scoring semiconductor wafers	0	415	0	2 404
84862059	Other equipment for developing exposed wafers	0	78	0	6 862
84862091	Lasercutters for cutting contacting tracks in semiconductor production by laser beam	4 434	6 787	133 779	219 068
84862094	Inductance or dielectric furnaces and ovens for the manufacture of semiconductor devices on semiconductor wafers	114	115	420	535
84862099	Other machines and apparatus for the manufacture of semiconductor devices or of electronic integrated circuits	1 344	6 016	105 642	560 256
84863010	Apparatus for dry etching patterns on flat panel display substrates	3	3	3	3
84863020	Apparatus for wet etching, developing, stripping or cleaning flat panel displays	155	2 576	230	5 806

https://www.bps.go.id

I.3. IMPOR MENURUT KOMODITI / IMPORT BY HS COMMODITY
*** APRIL/*APRIL 2022* ***

H S	Uraian Komoditi/*Commodity Description*	Berat bersih/*Net weight* (Kg)		Nilai/*Value CIF* (US$)	
		Bulan ini *Current month*	Kumulatif *Cum. Jan. to date*	Bulan ini *Current month*	Kumulatif *Cum. Jan. to date*
84863030	Apps; chemical vapour deposition for flat panel display production;spinners for coating photosensitive emulsions on flat panel display substrate;for physical deposition on flat panel display substrate	0	336	0	25 471
84863090	Other machines and apparatus for the manufacture of flat panel displays	55	3 945	945	132 924
84864010	Focused ion beam milling machines to produce or repair masks and reticles for patterns on semiconductor devices	0	12 750	0	84 239
84864020	Die attach apps,tape automated bonders,wire bonders&encapsulation equipt for the assem of semiconductors;automated machines for transport,handling&storage of semiconductor wafers,wafer cassettes,wafer box&oth materials for semiconductor devices	8 623	40 271	423 814	2 749 379
84864030	Moulds for manufacture of semiconductor devices	300	1 260	24 784	320 984
84864040	Optical stereoscopic microscopes fitted with equipment specifically designed for the handling and transport of semiconductor wafers or reticles	3	16	486	1 391
84864050	Photomicrographic microscopes fitted with equipment specifically designed for the handling and transport of semiconductor wafers or reticles	0	1	0	55
84864090	Other machines and apparatus specified in Note 11 ©	14	20 425	4 195	959 111
84869011	Parts and accessories of machines and apparatus for the manufacture of boules or wafers of apparatus for rapid heating of semiconductor wafers	64	1 286	5 057	44 030
84869012	Parts and accessories of machines and apparatus for the manufacture of boules or wafers of spin dryers for semiconductor wafer processing	219	1 750	240	2 557
84869013	Parts and accessories of machines for working any material by removal of material, by laser or other light or photon beam in the production of semiconductor wafers	94	518	5 215	19 166
84869014	Tool holders and self-opening dieheads; work holders; dividing heads and other special attachments for machine-tools	238	1 034	41 762	139 114
84869015	Other parts and accessories of machines for sawing monocrystal semiconductor boules into slices, or wafers into chips	3 382	9 149	97 040	696 157
84869016	Parts and accessories of grinding, polishing and lapping machines for processing of semiconductor wafers	144	144	808	808
84869019	Parts and accessories of machines and apparatus for the manufacture of semiconductor devices or of electronic integrated circuits other than of hs codes 84869021-84869028	3 339	3 984	674 462	861 452
84869024	Tool holders and self-opening dieheads; work holders; dividing heads and other special attachments for machine-tools of of spraying appliances for etching, stripping or cleaning	15	20	322	598
84869025	Oth parts and accessories of spraying appliances for etching, stripping/cleaning semiconductor wafers; of apps for wet etching, developing, stripping/cleaning semiconductor wafers; of dry etching patterns on semiconductor materials	750	1 996	43 598	179 653
84869026	Tool holders and self-opening dieheads; workholders; dividing heads and other special attachments for machine-tools of dicing machines for scribing or scoring semiconductor wafers	1 501	4 620	25 071	74 211
84869027	Other parts and accessories of dicing machines for scribing or scoring semiconductor wafers; of lasercutters for cutting tracks in semiconductor production by laser beam; of machines for bending, folding and straightening semiconductor leads	0	3	0	184
84869029	Parts and accessories of machines and apparatus for the manufacture of semiconductor devices or of electronic integrated circuits, n.e.c. in subheading 848690.2	1 413	4 793	60 056	174 727
84869032	Tool holders and self-opening dieheads; work holders; dividing heads and other special attachments for machine-tools of apparatus for wet etching, developing, stripping or cleaning flat panel displays	54	5 267	194	149 418
84869033	Other parts and accessories of apparatus for wet etching, developing, stripping or cleaning flat panel displays	0	24	0	1 534

https://www.bps.go.id

I.3. IMPOR MENURUT KOMODITI / IMPORT BY HS COMMODITY
*** APRIL/*APRIL 2022* ***

H S	Uraian Komoditi/*Commodity Description*	Berat bersih/*Net weight* (Kg)		Nilai/*Value CIF* (US$)	
		Bulan ini *Current month*	Kumulatif *Cum. Jan. to date*	Bulan ini *Current month*	Kumulatif *Cum. Jan. to date*
84869035	Parts and accessories of spinners for coating photosensitive emulsions on flat panel display substrates	0	2	0	800
84869036	Parts and accessories of apparatus for physical deposition on flat panel display substrates	0	15	0	3 196
84869039	Parts and accessories of machines and apparatus for the manufacture of flat panel displays, n.e.c. in subheading 848690.3	40	115	2 800	4 744
84869041	Parts and accessories of focused ion beam milling machines to produce or repair masks and reticles for patterns on semiconductor devices	12	21	765	7 481
84869042	Parts and accessories of die attach apparatus, tape automated bonders, wire bonders and of encapsulation equipment for assembly of semiconductors	116	1 689	25 977	124 915
84869043	Parts and accessories of automated machines for the transport, handling and storage of semiconductor wafers, wafer cassettes, wafer boxes and other materials for semiconductor devices	0	1 029	0	5 539
84869044	Parts and accessories of optical stereoscopic and photomicrographic microscopes fitted with equipment specifically designed for the handling and transport of semiconductor wafers or reticles	0	1	0	227
84869046	Parts and accessories of pattern generating apparatus of a kind used for producing masks or reticles from photoresist coated substrates, including printed circuit assemblies	5	6	600	631
84869049	Parts and accessories of machines or apparatus specified in Note 11 (C) to this Chapter, n.e.c. in subheading 848690.4	14 013	40 205	640 445	2 846 439
84871000	Ships' or boats' propellers and blades therefor	330 076	532 513	8 290 610	10 523 319
84879000	Other machinery parts, not containing electrical connectors, insulators, coils, contacts or other electrical features, not specified or included elsewhere in this Chapter	129 704	734 709	3 194 551	17 417 198
85011021	Of a kind used for the goods of heading 8415, 8418, 8450, 8509 or 8516 parts and accessories of machines for sawing monocrystal semiconductor boules into slices, or wafers into chips	11 580	107 453	294 726	1 833 747
85011022	Other, of an output not exceeding 5 W parts and accessories of machines for sawing monocrystal semiconductor boules into slices, or wafers into chips	5 474	19 072	527 771	1 940 637
85011029	Other stepper motors of an output not exceeding 375 W	258 966	975 276	3 611 775	12 584 602
85011030	Spindle motor of an output not exceeding 375 W	14 701	86 995	73 699	327 941
85011041	Of a kind used for the goods of heading 8415, 8418, 8450, 8509 or 8516 parts and accessories of machines for sawing monocrystal semiconductor boules into slices, or wafers into chips	33 833	146 972	531 898	1 875 210
85011049	Other DC motors; other than used for the goods of heading 8415, 8418, 8450, 8509 or 8516; of an output not exceeding 375 W	246 988	819 853	1 832 452	6 881 159
85011051	Of a kind used for the goods of heading 8415, 8418, 8450, 8509 or 8516 parts and accessories of machines for sawing monocrystal semiconductor boules into slices, or wafers into chips	42	2 402	715	8 477
85011059	Stepper motors; other than used for the goods of heading 8415, 8418, 8450, 8509 or 8516	43 846	99 732	107 220	419 857
85011060	Other motors including universal (AC/DC) motors; spindle motors	58	1 715	838	65 076
85011091	Of a kind used for the goods of heading 8415, 8418, 8450, 8509 or 8516 parts and accessories of machines for sawing monocrystal semiconductor boules into slices, or wafers into chips	291 790	972 194	826 181	5 847 681
85011099	Other motors including universal (AC/DC) motors; other than used for the goods of heading 8415, 8418, 8450, 8509 or 8516	261 189	864 877	1 893 481	7 002 451
85012012	Universal AC/DC motors of an output not exceeding 1 kW; Of a kind used for the goods of heading 8415, 8418, 8450, 8509 or 8516	272 557	866 761	1 451 760	5 402 633
85012019	Universal AC/DC motors of an output not exceeding 1 kW other than; of a kind used for the goods of heading 8415, 8418, 8450, 8509 or 8516	115 010	513 242	402 281	1 598 477
85012021	Universal AC/DC motors of an output exceeding 1 kW; of a kind used for the goods of heading 8415, 8418, 8450, 8509 or 8516	7	50	1 150	8 568

https://www.bps.go.id

I.3. IMPOR MENURUT KOMODITI / IMPORT BY HS COMMODITY
***** APRIL/*APRIL 2022* *****

H S	Uraian Komoditi/*Commodity Description*	Berat bersih/*Net weight* (Kg)		Nilai/*Value CIF* (US$)	
		Bulan ini *Current month*	Kumulatif *Cum. Jan. to date*	Bulan ini *Current month*	Kumulatif *Cum. Jan. to date*
85012029	Universal AC/DC motors of an output exceeding 1 kW other than; of a kind used for the goods of heading 8415, 8418, 8450, 8509 or 8516	42 518	119 099	250 306	673 761
85013130	Parts and accessories motors of a kind used for the goods of heading 8415, 8418, 8450, 8509 or 8516	7 422	84 987	115 696	985 519
85013160	Parts and accessories motors of a kind used for vehicles in chapter 87	70 927	70 927	1 602 889	1 602 889
85013170	DC motors of an output not exceeding 750 W of a kind used other than for HS Codes 85013130 & 85013160	333 742	1 532 184	2 412 287	15 281 537
85013180	Parts and accessories generators	6 137	22 315	43 212	854 372
85013221	Motors of a kind used for the goods of heading 8415, 8418, 8450, 8509 or 8516 parts and accessories of machines for sawing monocrystal semiconductor boules into slices, or wafers into chips	18 000	19 446	117 837	204 142
85013224	Motors of a kind used for vehicles in Chapter 87 parts and accessories of machines for sawing monocrystal semiconductor boules into slices, or wafers into chips	1 071	1 071	42 764	42 764
85013225	Other motors of an output exceeding 750 W but not exceeding 375 kW	28 887	116 336	206 478	1 221 955
85013226	Generators parts and accessories of machines for sawing monocrystal semiconductor boules into slices, or wafers into chips	4 446	14 651	5 579	109 424
85013231	Motors of a kind used for the goods of heading 8415,8418 or 8450 parts and accessories of machines for sawing monocrystal semiconductor boules into slices, or wafers into chips	2 403	12 814	34 236	179 681
85013232	Other motors of an output exceeding 375 kW but not exceeding 75 kW	14 043	28 574	253 363	419 227
85013233	Generators parts and accessories of machines for sawing monocrystal semiconductor boules into slices, or wafers into chips	7	17 192	6 908	91 865
85013390	Parts and accessories of an output exceeding 75 kW but not exceeding 375 kW other than used for vehicles in chapter 87	2 835	32 512	53 689	468 237
85013400	Parts and accessories of an output exceeding 375 kW	4 387	241 003	48 408	1 219 670
85014011	AC motors, single-phase of an output not exceeding 1 kW; of a kind used for the goods of heading 8415, 8418, 8450, 8509 or 8516	618 744	3 124 566	1 484 685	8 838 623
85014019	AC motors, single-phase of an output not exceeding 1 kW other than; of a kind used for the goods of heading 8415, 8418, 8450, 8509 or 8516	2 417 997	10 569 548	8 534 794	37 330 489
85014021	AC motors, single-phase of an output exceeding 1 kW of a kind used for the goods of heading 8415, 8418, 8450, 8509 or 8516	3 723	18 904	142 831	407 768
85014029	AC motors, single-phase of an output exceeding 1 kW other than; of a kind used for the goods of heading 8415, 8418, 8450, 8509 or 8516	537 538	2 469 469	1 918 443	9 812 947
85015111	AC motors, multi-phase; of an output not exceeding 750 W of a kind used for the goods of heading 8415, 8418, 8450, 8509 or 8516	4 922	40 883	50 889	159 574
85015119	AC motors, multi-phase; of an output not exceeding 750 W other than of a kind used for the goods of heading 8415, 8418, 8450, 8509 or 8516	120 469	883 195	895 259	4 376 687
85015211	AC motors, multi-phase; of an output not exceeding 1k W of a kind used for the goods of heading 8415, 8418, 8450, 8509 or 8516	921	56 331	8 777	327 632
85015212	AC motors, multi-phase; of an output not exceeding 1k W of a kind used for vehicles in Chapter 87	130	130	714	714
85015219	AC motors, multi-phase; of an output not exceeding 1k W other than of a kind used for HS Codes 85015211 & 85015212	139 536	663 379	946 912	3 924 756
85015221	AC motors, multi-phase; of an output exceeding 1 kW but not exceeding 375 kW of a kind used for the goods of heading 8415, 8418, 8450, 8509 or 8516	350	84 963	11 365	358 784
85015222	AC motors, multi-phase; of an output exceeding 1 kW but not exceeding 375 kW of a kind used for vehicles in Chapter 87	166	166	5 751	5 751
85015229	AC motors, multi-phase; of an output exceeding 1 kW but not exceeding 375 kW of a kind used for HS Codes 85015221 & 85015222	479 033	3 275 617	2 823 998	15 294 509

https://www.bps.go.id

I.3. IMPOR MENURUT KOMODITI / IMPORT BY HS COMMODITY
*** APRIL/*APRIL 2022* ***

H S	Uraian Komoditi/*Commodity Description*	Berat bersih/*Net weight* (Kg)		Nilai/*Value CIF* (US$)	
		Bulan ini *Current month*	Kumulatif *Cum. Jan. to date*	Bulan ini *Current month*	Kumulatif *Cum. Jan. to date*
85015231	AC motors, multi-phase; of an output exceeding 375 kW but not exceeding 75 kW of a kind used for the goods of heading 8415, 8418, 8450	34	21 119	514	96 256
85015232	AC motors, multi-phase; of an output exceeding 375 kW but not exceeding 75 kW of a kind used for vehicles in Chapter 87	392	392	10 222	10 222
85015239	AC motors, multi-phase; of an output exceeding 375 kW but not exceeding 75 kW other than of a kind used for HS Code 85015231 & 85015232	128 579	1 020 036	956 399	5 188 046
85015310	AC motors, multi-phase; of an output not exceeding 75 kW of a kind used for vehicles in Chapter 87	8 438	8 438	103 271	103 271
85015390	AC motors, multi-phase; of an output not exceeding 75 kW other than of a kind used for vehicles in Chapter 87	459 017	2 263 226	4 061 227	17 611 374
85016110	AC generators (alternators), other than photovoltaic generators of an output not exceeding 125 kVA	69 672	299 172	235 149	1 070 174
85016120	AC generators (alternators), other than photovoltaic generators of an output exceeding 125 kVA	98 933	585 028	416 531	2 978 714
85016210	AC generators (alternators), other than photovoltaic generators of an output exceeding 75 kVA but not exceeding 150 kVA	19 225	98 068	81 187	363 829
85016220	AC generators (alternators), other than photovoltaic generators of an output exceeding 150 kVA but not exceeding 375 kVA	19 854	114 139	106 551	952 082
85016300	AC generators (alternators), other than photovoltaic generators of an output exceeding 375 kVA but not exceeding 750 kVA	405 318	418 257	7 122 202	7 190 229
85016400	AC generators (alternators), other than photovoltaic generators of an output exceeding 750 kVA	16 530	820 330	169 101	7 131 120
85017100	Photovoltaic DC generators of an output not exceeding 50 W	852	852	135 666	135 666
85017210	Photovoltaic DC generators of an output not exceeding 750 W	1 435	1 435	190 187	190 187
85017230	Photovoltaic DC generators of an output exceeding 375 W but not exceeding 75 kW	3	3	210	210
85021100	Generating sets with compression- ignition internal combustion piston engines (diesel or semi-diesel engines) of an output not exceeding 75 kVA	1 089 437	3 748 686	6 850 062	22 641 862
85021210	Generating sets with compression- ignition internal combustion piston engines (diesel or semi-diesel engines) of an output exceeding 75 kVA but not exceeding 125 kVA	245 097	803 920	1 577 427	5 221 538
85021220	Generating sets with compression- ignition internal combustion piston engines (diesel or semi-diesel engines) of an output exceeding 125 kVA but not exceeding 375 kVA	309 393	1 749 121	2 121 939	12 188 366
85021320	Generating sets with compression- ignition internal combustion piston engines (diesel or semi-diesel engines) of an output of 12,500 kVA or more	32 863	76 914	823 181	1 297 222
85021390	Generating sets with compression- ignition internal combustion piston engines (diesel or semi-diesel engines) of an 375 kVA < output < 12,500 kVA	1 172 934	9 653 839	12 287 762	62 898 476
85022010	Generating sets with spark -ignition internal combustion piston engines ; of an output not exceeding 75 kVA	636 632	2 667 426	2 153 291	10 148 303
85022030	Generating sets with spark -ignition internal combustion piston engines ; of an output exceeding 100 kVA but not exceeding 10,000 kVA	0	402 588	0	2 556 626
85022049	Generating sets with spark -ignition internal combustion piston engines ; of an 10,000 kVA < output < 12,500 kVA	45 114	340 932	290 469	1 342 894
85023110	Other generating sets wind-powered of an output not exceeding 10,000 kVA	0	87	0	2 330
85023120	Other generating sets wind-powered of an output exceeding 10,000 kVA	8	17	135	272
85023910	Other generating sets ; other of an output not exceeding 10 kVA	597	55 350	7 425	250 398
85023920	Other generating sets ; other of an output exceeding 10 kVA but not exceeding 10,000 kVA	120 628	697 375	1 511 258	5 940 246
85023932	Of an output of 12,500 kVA or more parts and accessories of machines for sawing monocrystal semiconductor boules into slices, or wafers into chips	3 633 561	10 853 235	32 577 394	92 076 496
85023939	Other generating sets; other than wind-powered; of an 10.000 kVA < output <= 12.500 kVA	224 132	358 295	1 331 104	2 105 465

https://www.bps.go.id

I.3. IMPOR MENURUT KOMODITI / IMPORT BY HS COMMODITY
*** APRIL/*APRIL 2022* ***

H S	Uraian Komoditi/*Commodity Description*	Berat bersih/*Net weight* (Kg)		Nilai/*Value CIF* (US$)	
		Bulan ini *Current month*	Kumulatif *Cum. Jan. to date*	Bulan ini *Current month*	Kumulatif *Cum. Jan. to date*
85024000	Electric rotary converters	27	808	3 064	73 278
85030020	Parts of generators (including generating sets) of heading8501 or 8502, of an output of 12,500 kVA or more	17 524	173 728	623 086	5 105 452
85030090	Other parts suitable for use solely or principally with the machines of heading 8501 or 8502	1 506 466	6 503 476	11 621 344	53 966 619
85041000	Ballasts for discharge lamps or tubes	16 550	143 760	144 309	951 484
85042111	Instrument transformers with a power handling capacity <= 1 kVA and of a high side voltage of 110 kV or more; liquid dielectric transformers	32 295	205 889	253 474	1 442 237
85042119	Instrument transformers with a 1 kVa < power handling capacity <= 5 kVA and of a high side voltage of 110 kV or more; liquid dielectric transformers	27 059	94 548	469 809	1 244 073
85042192	Instrument transformers with a 5 kVa < power handling capacity <= 10 kVA and of a high side voltage of 110 kV or more; liquid dielectric transformers	0	12 158	0	120 830
85042193	Instrument transformers with a 5 kVa < power handling capacity <= 10 kVA and of a high side voltage of 66 kV or more, but less than 110 kV; liquid dielectric transformers	0	5 430	0	11 103
85042199	Instrument transformers with a 5 kVa < power handling capacity <= 10 kVA and of a high side voltage of less than 66 kV; liquid dielectric transformers	45 795	109 486	374 860	1 223 114
85042211	Of a high side voltage of 66 kV or more parts and accessories of machines for sawing monocrystal semiconductor boules into slices, or wafers into chips	0	170	0	3 542
85042219	Liquid dielectric transformers; having a power handling capacity exceeding 650 kVA but not exceeding 10,000 kVA; of a high side voltage of less than 66 kV	5 135	300 581	27 161	2 249 589
85042292	Of a high side voltage of 110 kV or more parts and accessories of machines for sawing monocrystal semiconductor boules into slices, or wafers into chips	0	41 501	0	451 356
85042293	Of a high side voltage of 66 kV or more, but less than 110 kV parts and accessories of machines for sawing monocrystal semiconductor boules into slices, or wafers into chips	0	6 378	0	147 665
85042299	Liquid dielectric transformers; having a power handling capacity exceeding 650 kVA but not exceeding 10,000 kVA; other than step-voltage regulators; of a high side voltage of less than 66 kV	44 242	219 162	278 528	1 412 147
85042310	Parts and accessories having a power handling capacity not exceeding 15,000 kva	27 137	90 987	203 006	557 983
85042321	Not exceeding 20,000 kVA parts and accessories of machines for sawing monocrystal semiconductor boules into slices, or wafers into chips	1 733 486	2 157 133	10 513 840	12 280 913
85042329	Liquid dielektric transformers having a power handling capacity exceeding 15,000 kVA ; otherthan not exceeding 20,000 kVA and exceeding 20,000 kVA but not exceeding 30,000 kVA	238 704	3 663 700	1 085 300	19 454 506
85043111	With a voltage rating of 110 kV or more parts and accessories of machines for sawing monocrystal semiconductor boules into slices, or wafers into chips	6 353	70 874	681 119	2 566 770
85043112	With a voltage rating of 66 kV or more, but less than 110 kV parts and accessories of machines for sawing monocrystal semiconductor boules into slices, or wafers into chips	11	2 992	343	25 364
85043113	With a voltage rating of 1 kV or more, but less than 66 kV parts and accessories of machines for sawing monocrystal semiconductor boules into slices, or wafers into chips	264	81 523	6 903	660 008
85043119	Other transformers instrument potantial transformers otherthan with a voltage rating of 110 kV or more ; 66 kV or more but less than 110 kV and 1 kV or more but less than 66 kV	57 027	148 871	653 045	2 980 933
85043121	Other transformers instrument current transformers ; Ring type current transformers with a voltage rating not exceeding 220 kV	1 793	26 938	38 389	280 163
85043122	Other transformers instrument current transformers ; otherthan Ring type current transformers with a voltage rating not exceeding 220 kV	105 226	228 799	13 991	300 463

https://www.bps.go.id

I.3. IMPOR MENURUT KOMODITI / IMPORT BY HS COMMODITY
***** APRIL/*APRIL 2022* *****

H S	Uraian Komoditi/*Commodity Description*	Berat bersih/*Net weight* (Kg)		Nilai/*Value CIF* (US$)	
		Bulan ini *Current month*	Kumulatif *Cum. Jan. to date*	Bulan ini *Current month*	Kumulatif *Cum. Jan. to date*
85043124	With a voltage rating of 1 kV or more, but less than 66 kV parts and accessories of machines for sawing monocrystal semiconductor boules into slices, or wafers into chips	10 650	45 716	252 276	595 981
85043129	Other transformers instrument current transformers ; otherthan with a voltage rating of 110 kV or more ; of 66 kV or more but less than 110 kV and of 1 kV or more but less than 66 kV	9 136	57 191	162 169	842 845
85043130	Parts and accessories flyback transformers	22 560	55 911	713 506	2 157 871
85043140	Parts and accessories intermediate frequency transformers	6 216	57 784	221 782	1 327 506
85043191	Of a kind used with toys, scale models or similar recreational models parts and accessories of machines for sawing monocrystal semiconductor boules into slices, or wafers into chips	11 168	28 976	388 261	1 035 386
85043192	Other matching transformers parts and accessories of machines for sawing monocrystal semiconductor boules into slices, or wafers into chips	186 404	258 378	3 576 159	6 037 141
85043193	Step up/down transformers; slide regulators parts and accessories of machines for sawing monocrystal semiconductor boules into slices, or wafers into chips	1 139	21 299	143 227	1 176 836
85043199	Other transformers otherthan of a kind used with toys, scale models or similar recreational models ; other matching transformers and step up/down transformers ; slide regulators	64 675	1 148 373	1 761 438	11 533 833
85043211	Matching transformers parts and accessories of machines for sawing monocrystal semiconductor boules into slices, or wafers into chips	1 125	3 090	8 437	22 683
85043219	Other transformers instrument transformer (potential and current) of a power handling capacity not exceeding 5 kVA ; otherthan matching transformers	3 832	8 696	71 461	269 386
85043220	Parts and accessories other, of a kind used with toys, scale models or similar recreational models	915	4 810	22 597	254 330
85043230	Parts and accessories other, having a minimum frequency of 3 mhz	456	1 198	5 302	14 230
85043241	Matching transformers parts and accessories of machines for sawing monocrystal semiconductor boules into slices, or wafers into chips	0	2	0	36
85043249	Other, of a power handling capacity not exceeding 10 kVA otherthan matching transformers	3 057	10 330	21 752	57 154
85043251	Matching transformers parts and accessories of machines for sawing monocrystal semiconductor boules into slices, or wafers into chips	0	94	0	1 435
85043259	Other, of a power handling capacity exceeding 10 kVA otherthan matching transformers	2 022	6 307	28 137	94 275
85043311	Matching transformers parts and accessories of machines for sawing monocrystal semiconductor boules into slices, or wafers into chips	0	5 103	0	79 745
85043319	Other transformers of a high side voltage of 66 kV or more ; otherthan matching transformers	1	8 882	23	111 184
85043391	Matching transformers parts and accessories of machines for sawing monocrystal semiconductor boules into slices, or wafers into chips	0	486	0	7 081
85043399	Other transformers having a power handling capacity exceeding 16 kVA but not exceeding 500 kVA ; otherthan matching transformers	9 471	43 778	202 854	1 184 837
85043412	Explosion proof dry type transformers ; having a power handling capacity exceeding 10,000 kVA and of a high side voltage of 66 kV or more	0	21 729	0	55 307
85043413	Other transformers having a power handling capacity exceeding 10,000 kVA and of a high side voltage of 66 kV or more ; otherthan matching transformers ; explosion proof dry type transformers	0	75 974	0	936 285
85043414	Matching transformers having a power handling capacity not exceeding 15,000 kVA	208	284	891	1 126
85043415	Explosion proof dry type transformers having a power handling capacity not exceeding 15,000 kVA	353 900	353 900	593 000	593 000
85043419	Other transformers having a power handling capacity not exceeding 15,000 kVA ; otherthan matching transformers ; explosion proof dry type transformers	41 800	178 439	273 257	1 663 572

https://www.bps.go.id

I.3. IMPOR MENURUT KOMODITI / IMPORT BY HS COMMODITY
***** APRIL/*APRIL 2022* *****

H S	Uraian Komoditi/*Commodity Description*	Berat bersih/*Net weight* (Kg)		Nilai/*Value CIF* (US$)	
		Bulan ini *Current month*	Kumulatif *Cum. Jan. to date*	Bulan ini *Current month*	Kumulatif *Cum. Jan. to date*
85043423	Explosion proof dry type transformers of a high side voltage of 66 kV or more	0	12	0	213
85043424	Other transformers of a high side voltage of 66 kV or more ; otherthan matching transformers ; explosion proof dry type transformers	2 841	7 651	26 139	77 540
85043425	Matching transformers having a power handling capacity exceeding 15,000 kVA	0	18	0	344
85043429	Other transformers having a power handling capacity exceeding 15,000 kVA ; otherthan matching transformers ; explosion proof dry type transformers	307	601 706	15 630	3 517 159
85044011	Parts and accessories uninterruptible power supplies (ups)	410 788	1 517 434	4 100 585	14 101 518
85044019	Static converters Inverters ; for automatic data processing machines and units thereof and telecommunications apparatus otherthan uninterruptible power supplies (UPS)	608 209	2 245 836	12 499 941	46 490 629
85044020	Static converters battery chargers having a rating exceeding 100 kVA	162 892	771 157	1 937 748	7 120 195
85044030	Static converters other rectiviers	244 166	926 114	2 127 381	9 252 514
85044040	Static converters Inverters	370 527	1 738 077	5 335 738	24 387 542
85044090	Other static converters other than of subheading 85044011, 85044019, 85044020, 85044030, 85044040	1 579 276	5 068 672	16 160 720	64 461 277
85045010	Inductors for power supplies for automatic data processing machines and units thereof, and for telecommunications apparatus	116 369	496 148	4 848 231	18 025 021
85045020	Chip type fixed inductors	82 020	220 784	1 791 966	7 735 896
85045093	Parts and accessories having a power handling capacity not exceeding 2,500 kva	28 298	109 359	539 916	2 561 452
85045094	Parts and accessories having a power handling capacity exceeding 2,500 kva but not exceeding 10,000 kva	288 123	294 028	2 657 016	2 678 959
85045095	Parts and accessories having a power handling capacity exceeding 10,000 kva	14 888	132 903	141 369	1 354 481
85049010	Parts of goods of subheading 850410	26 822	131 232	125 753	639 892
85049020	Printed circuit assemblies for the goods of subheading 85044011, 85044019 or 85045010	26 993	658 367	605 791	4 377 896
85049031	Radiator panels; flat tube radiator assemblies of a kind used for distribution and power transformers for electrical transformers of a capacity not exceeding 10,000 kVA	90 751	239 459	284 831	715 181
85049039	Parts for electrical transformers of a capacity not exceeding 10000 kVA other than subheading 85049041	47 381	168 227	160 604	1 396 012
85049041	Radiator panels; flat tube radiator assemblies of a kind used for distribution and power transformers for electrical transformers of a capacity exceeding 10,000 kVA	0	77 736	0	323 999
85049049	Parts for electrical transformers of a capacity exceeding 10000 kVA other than subheading 85049049	143 626	278 340	457 357	873 219
85049090	Other parts of electrical transformers, static converters and inductors	523 754	1 809 403	7 557 630	22 909 832
85051100	Permanent magnets and articles intended to become permanent magnets after magnetisation of metal	161 124	841 358	2 000 213	9 209 904
85051900	Permanent magnets and articles intended to become permanent magnets after magnetisation of other than metal	566 180	2 441 227	2 617 387	12 242 826
85052000	Electro-magnetic couplings, clutches and brakes	149 191	301 385	973 061	2 455 287
85059010	Electro-magnets of a kind used solely or principally for magnetic resonance imaging apparatus other than electromagnets of heading 9018	1 638	1 638	35 567	35 567
85059020	Electro-magnetic lifting heads	121	121	1 192	1 192
85059090	Other electro-magnets, including parts	87 061	527 958	1 193 940	6 203 994
85061011	Primary cells and primary batteries; manganese dioxide; having an external volume <= 300 cm3; zinc-carbon	81 639	167 524	221 218	579 129
85061012	Primary cells and primary batteries; manganese dioxide; having an external volume <= 300 cm3; alkaline	126 883	126 883	688 683	688 683
85061019	Primary cells and primary batteries; manganese dioxide; having an external volume <= 300 cm3; other than zinc-carbon/alkaline	54 983	611 017	87 075	2 735 984
85061099	Primary cells and primary batteries; manganese dioxide; having an external volume > 300 cm3; other than zinc-carbon	86 263	172 579	267 521	622 839

https://www.bps.go.id

I.3. IMPOR MENURUT KOMODITI / IMPORT BY HS COMMODITY
*** APRIL/*APRIL 2022* ***

H S	Uraian Komoditi/*Commodity Description*	Berat bersih/*Net weight* (Kg)		Nilai/*Value CIF* (US$)	
		Bulan ini *Current month*	Kumulatif *Cum. Jan. to date*	Bulan ini *Current month*	Kumulatif *Cum. Jan. to date*
85063000	Primary cells and primary batteries; mercuric oxide	43	64	503	735
85064000	Primary cells and primary batteries; silver oxide	39 180	99 361	1 205 112	4 112 907
85065000	Primary cells and primary batteries; lithium	34 349	111 608	1 431 483	6 695 334
85066010	Primary cells and primary batteries; air-zinc; having an external volume <= 300 cm3	164	437	28 218	51 821
85066090	Primary cells and primary batteries; air-zinc; having an external volume > 300 cm3	25 357	80 877	646 539	2 257 135
85068030	Other primary cells and primary batteries; having an external volume <= 300 cm3	1 376	15 386	18 172	97 867
85068090	Other primary cells and primary batteries; having an external volume > 300 cm3	147 019	555 464	3 814 897	9 943 771
85069000	Parts of primary cells and primary batteries	338 370	1 430 598	4 711 845	18 666 066
85071010	Lead-acid, used for starting piston engines; used for aircraft	64 420	76 377	219 435	346 822
85071092	Lead-acid, used for starting piston engines; other than for aircraft; nominal voltage of 6 V or 12 V, with a discharge capacity <= 200 Ah; of a height (excluding terminals and handles) <= 13 cm	268 277	1 239 900	460 284	2 922 962
85071095	Lead-acid, used for starting piston engines; other than for aircraft; nominal voltage of 6 V or 12 V, with a discharge capacity <= 200 Ah; 13 < height (excluding terminals and handles) <= 23 cm	1 112 503	4 899 286	3 330 116	14 362 604
85071096	Lead-acid, used for starting piston engines; other than for aircraft; nominal voltage of 6 V or 12 V, with a discharge capacity <= 200 Ah; of a height (excluding terminals and handles) > 23 cm	50 690	318 239	234 356	1 099 041
85071097	Lead-acid, used for starting piston engines; other than for aircraft; nominal voltage of 6 V or 12 V, with a discharge capacity > 200 Ah; of a height (excluding terminals and handles) <= 13 cm	78 758	234 746	140 594	474 513
85071098	Lead-acid, used for starting piston engines; other than for aircraft; nominal voltage of 6 V or 12 V, with a discharge capacity > 200 Ah; 13 < height (excluding terminals and handles) <= 23 cm	22 703	121 475	68 637	457 988
85071099	Lead-acid, used for starting piston engines; other than for aircraft; nominal voltage of 6 V or 12 V, with a discharge capacity > 200 Ah; of a height (excluding terminals and handles) > 23 cm	980 321	3 862 400	2 719 564	10 916 142
85072010	Other lead-acid accumulators; used for aircraft	24 950	38 491	101 908	192 019
85072094	Other lead-acid accumulators; other than for aircraft; nominal voltage of 6 V or 12 V, with a discharge capacity <= 200 Ah; of a height (excluding terminals and handles) <= 13 cm	198 384	2 209 821	649 146	6 366 811
85072095	Other lead-acid accumulators; other than for aircraft; nominal voltage of 6 V or 12 V, with a discharge capacity <= 200 Ah; 13 < height (excluding terminals and handles) <= 23 cm	275 602	1 104 344	592 583	3 244 384
85072096	Other lead-acid accumulators; other than for aircraft; nominal voltage of 6 V or 12 V, with a discharge capacity <= 200 Ah; of a height (excluding terminals and handles) > 23 cm	86 111	269 988	354 138	1 352 716
85072097	Other lead-acid accumulators; other than for aircraft; nominal voltage of 6 V or 12 V, with a discharge capacity > 200 Ah; of a height (excluding terminals and handles) <= 13 cm	71 752	213 871	713 252	2 524 200
85072098	Other lead-acid accumulators; other than for aircraft; nominal voltage of 6 V or 12 V, with a discharge capacity > 200 Ah; 13 < height (excluding terminals and handles) <= 23 cm	26 524	225 160	135 873	851 389
85072099	Other lead-acid accumulators; other than for aircraft; nominal voltage of 6 V or 12 V, with a discharge capacity > 200 Ah; of a height (excluding terminals and handles) > 23 cm	649 101	3 461 723	2 846 936	14 079 040
85073010	Nickel-cadmium; used for aircraft	624	826	96 538	195 188
85073090	Nickel-cadmium; used other than for aircraft	24 167	180 539	180 017	1 821 764
85075020	Nickel-metal hydride; used for vehicles in Chapter 87	1 019	1 019	57 026	57 026
85075090	Nickel-metal hydride; used other than for aircraft/vehicles in Chapter 87	4 808	22 460	154 194	436 950
85076031	Lithium-ion battery pack; used for laptops including notebooks and subnotebooks	50 590	168 681	1 311 839	2 169 854
85076032	Lithium-ion battery pack; used for aircraft	75	855	2 190	32 305
85076033	Lithium-ion battery pack; used for vehicles in Chapter 87	14 225	14 225	875 564	875 564
85076039	Lithium-ion battery pack; used other than for laptops including notebooks and subnotebooks/aircraft/vehicles in Chapter 87	5 127	5 127	37 575	37 575
85076090	Lithium-ion other than battery pack	2 261 146	5 067 213	33 150 873	143 362 841
85078011	Other accumulators; used for aircraft; nickel-iron	71	71	1 439	1 439

https://www.bps.go.id

I.3. IMPOR MENURUT KOMODITI / IMPORT BY HS COMMODITY
***** APRIL/*APRIL 2022* *****

H S	Uraian Komoditi/*Commodity Description*	Berat bersih/*Net weight* (Kg)		Nilai/*Value CIF* (US$)	
		Bulan ini *Current month*	Kumulatif *Cum. Jan. to date*	Bulan ini *Current month*	Kumulatif *Cum. Jan. to date*
85078019	Other accumulators; used for aircraft; other than nickel-iron	2	15	751	8 177
85078020	Other accumulators; used for laptops including notebooks and subnotebooks	5 739	21 074	10 265	35 379
85078091	Other accumulators; used for aircraft/laptops including notebooks and subnotebooks; nickel-iron	0	4 362	0	93 670
85078099	Other accumulators; used for aircraft/laptops including notebooks and subnotebooks; other than nickel-iron	204 560	864 534	1 011 339	4 372 067
85079011	Parts of electric accumulators; plates; of goods of subheading 85071092, 85071095, 85071096, 85071097, 85071098 or 85071099	159 904	459 206	441 925	1 393 314
85079012	Parts of electric accumulators; plates; of a kind used for aircraft	6	12	875	2 991
85079019	Parts of electric accumulators; plates; other than of goods of subheading 85071092/85071095/85071096/85071097/85071098/85071099/used for aircraft	18 833	64 166	51 402	592 053
85079091	Parts of electric accumulators; other than plates; of a kind used for aircraft	0	4	0	482
85079092	Parts of electric accumulators; other than plates; battery separators, ready for use, of materials other than poly(vinyl chloride)	77 548	343 321	374 914	1 901 104
85079093	Parts of electric accumulators; other than plates; of goods of subheading 85071092, 85071095, 85071096, 85071097, 85071098 or 85071099	1 370	6 429	31 414	138 712
85079099	Parts of electric accumulators; other than plates	126 899	471 489	725 525	2 617 317
85081100	Vacuum cleaners; with self-contained electric motor; of a power <= 1,500 W and having a dust bag or other receptacle capacity not exceeding 20 l	149 192	776 289	2 239 845	8 525 077
85081910	Vacuum cleaners; with self-contained electric motor; of a kind suitable for domestic use	53 704	208 241	281 437	1 195 212
85081990	Vacuum cleaners; with self-contained electric motor; not suitable for domestic use	22 437	86 747	88 692	390 694
85086000	Other vacuum cleaners	54 490	191 732	699 482	1 621 520
85087010	Parts of vacuum cleaners of subheading 85081100 or 85081910	41 904	99 732	434 355	1 088 135
85087090	Parts of vacuum cleaners other than subheading 85081100 or 85081910	42 829	323 585	634 572	4 292 916
85094000	Food grinders and mixers; fruit or vegetable juice extractors	180 122	547 770	2 115 466	4 922 355
85098010	Floor polishers	26 768	70 063	151 002	448 680
85098020	Kitchen waste disposers	380	566	742	2 343
85098090	Electro-mechanical domestic appliances; other than floor polishers/kitchen waste disposers	374 469	978 592	1 802 724	6 816 147
85099010	Parts of floor polishers	3 665	9 450	246 205	474 476
85099090	Parts of electro-mechanical domestic appliances other than floor polishers	374 412	1 780 199	2 319 174	10 846 384
85101000	Shavers	29 588	106 133	853 981	1 326 101
85102000	Hair clippers	121 934	383 970	529 714	1 566 510
85103000	Hair-removing appliances	9 991	32 342	80 716	214 490
85109000	Parts of shavers, hair clippers and hair-removing appliances, with self-contained electric motor	14 327	141 056	2 137 147	14 752 643
85111010	Sparkling plugs suitable for aircraft engines	27	145	4 534	95 348
85111020	Sparkling plugs suitable for motor vehicles engines	151 070	654 968	1 787 267	8 696 917
85111090	Sparkling plugs suitable for other than aircraft/motor vehicle engines	210 389	563 488	739 184	2 244 960
85112010	Ignition magnetos; magneto-dynamos; magnetic flywheels; suitbale for aircraft engines	30	38	16 744	16 888
85112021	Ignition magnetos; magneto-dynamos; magnetic flywheels; suitbale for motor vehicle engines; unassembled	40 641	160 069	405 805	1 814 155
85112029	Ignition magnetos; magneto-dynamos; magnetic flywheels; suitbale for motor vehicle engines; assembled	78 321	292 031	655 061	2 272 884
85112091	Ignition magnetos; magneto-dynamos; magnetic flywheels; suitbale for other than aircraft/motor vehicle engines; unassembled	120	2 533	1 219	11 669
85112099	Ignition magnetos; magneto-dynamos; magnetic flywheels; suitbale for other than aircraft/motor vehicle engines; assembled	18 362	125 568	59 875	415 734
85113030	Distributors; ignition coil; suitable for aircraft engines	75	272	30 437	75 649

https://www.bps.go.id

I.3. IMPOR MENURUT KOMODITI / IMPORT BY HS COMMODITY
***** APRIL/*APRIL 2022* *****

H S	Uraian Komoditi/*Commodity Description*	Berat bersih/*Net weight* (Kg)		Nilai/*Value CIF* (US$)	
		Bulan ini *Current month*	Kumulatif *Cum. Jan. to date*	Bulan ini *Current month*	Kumulatif *Cum. Jan. to date*
85113041	Distributors; ignition coil; suitable for motor vehicle engines; unassembled	49 791	182 318	1 016 601	4 157 084
85113049	Distributors; ignition coil; suitable for motor vehicle engines; assembled	162 746	577 868	1 098 510	4 231 038
85113091	Distributors; ignition coil; suitable for other than aircraft/motor vehicle engines; unassembled	220	2 057	10 501	43 877
85113099	Distributors; ignition coil; suitable for other than aircraft/motor vehicle engines; assembled	70 136	344 525	830 864	3 528 873
85114010	Starter motors and dual purpose starter-generators; used for aircraft engines	273	347	292 169	362 882
85114021	Other unassembled starter motors for engines of vehicles of heading 8702/8703/8704/8705	7 744	57 609	30 771	212 936
85114029	Other unassembled starter motors for engines of vehicles other than heading 8702/8703/8704/8705	99 274	215 223	328 721	969 384
85114031	Assembled starter motors for engines of vehicles of headings 8701	3 202	20 642	97 321	613 826
85114032	Assembled starter motors for engines of vehicles of headings 8702/8703/8704	88 939	498 631	1 144 234	6 370 026
85114033	Assembled starter motors for engines of vehicles of headings 8705	285	466	13 641	20 948
85114091	Dual purposes starter-generators for engines of vehicles of heading 8702/8703/8704/8705	13 511	35 566	83 725	250 625
85114099	Dual purposes starter-generators for engines of vehicles other than heading 8702/8703/8704/8705	87 354	537 500	1 424 886	6 365 909
85115010	Other generators used for aircraft engines	83	116	190 569	253 579
85115021	Other unassembled alternators for engines of vehicles of heading 8702/8703/8704/8705	29 350	54 579	70 075	256 436
85115029	Other unassembled alternators for engines of vehicles other than heading 8702/8703/8704/8705	8 273	50 377	75 835	248 215
85115031	Assembled alternators for engines of vehicles of heading 8701	1 231	6 317	16 203	241 795
85115032	Assembled alternators for engines of vehicles of heading 8702/8703/8704	106 626	743 313	1 269 712	7 720 746
85115033	Assembled alternators for engines of vehicles of heading 8705	56	240	497	7 741
85115091	Other generators for engines of vehicles of heading 8702/8703/8704/8705	1 961	3 249	15 668	27 487
85115099	Other generators for engines of vehicles other than heading 8702/8703/8704/8705	39 043	205 178	649 172	2 942 756
85118010	Other equipment used for aircraft engines	0	1	0	90
85118020	Other equipment used for motor vehicles engines	63 400	332 861	599 982	2 995 397
85118090	Other equipment used for other than aircraft or motor vehicles engines	15 594	58 385	428 878	895 470
85119010	Parts of electrical ignition/starting equipment/generators; used for aircraft engines	7	67	76	8 302
85119020	Parts of electrical ignition/starting equipment/generators; suitbale for motor vehicles engines	457 662	1 980 465	5 802 645	23 380 832
85119090	Parts of electrical ignition/starting equipment/generators; other than for aircraft/motor vehicles engines	99 159	269 049	835 468	2 536 179
85121000	Lighting or visual signalling equipment of a kind used on bicycles	8 758	59 743	32 961	356 353
85122020	Unassembled lighting or visual signalling equipment	218 059	1 000 882	2 786 473	12 886 964
85122091	Assembled lighting or visual signalling equipment; for motorcycles	330 000	1 135 466	1 414 561	6 048 175
85122099	Assembled lighting or visual signalling equipment; other than for motorcycles	681 448	3 069 983	7 224 266	37 080 824
85123010	Horns and sirens, assembled	99 313	480 795	834 691	3 893 232
85123020	Unassembled sound signalling equipment	70 477	200 300	785 228	3 197 902
85123091	Assembled sound signalling equipment; obstacle detection (warning) devices for vehicles	15 098	101 658	554 965	3 819 616
85123099	Assembled sound signalling equipment; other than obstacle detection (warning) devices for vehicles	29 750	99 180	288 908	1 144 821
85124000	Windscreen wipers, defrosters and demisters	257 138	881 380	2 080 018	7 422 569
85129010	Parts of windscreen wipers/defrosters/demisters of goods subheading 851210	59 165	306 782	262 950	1 132 015
85129020	Parts of windscreen wipers/defrosters/demisters of goods subheading 851220/851230/851240	280 066	1 267 426	6 081 123	28 997 207
85131030	Miners' helmet lamps and quarrymen's lamps	34 049	220 447	133 048	737 958

https://www.bps.go.id

I.3. IMPOR MENURUT KOMODITI / IMPORT BY HS COMMODITY
***** APRIL/*APRIL 2022* *****

H S	Uraian Komoditi/*Commodity Description*	Berat bersih/*Net weight* (Kg)		Nilai/*Value CIF* (US$)	
		Bulan ini *Current month*	Kumulatif *Cum. Jan. to date*	Bulan ini *Current month*	Kumulatif *Cum. Jan. to date*
85131090	Portable electric lamps; other than miners' helmet lamps and quarrymen's lamps	627 010	2 137 451	3 489 838	11 608 004
85139010	Parts of miners' helmet lamps or quarrymen's lamps	14	85	28	675
85139030	Parts of flashlight reflectors; flashlight switch slides of plastics	547	7 436	4 487	58 132
85139090	Parts of other portable electric lamps	15 579	59 123	60 161	270 702
85141100	Hot isostatic presses	4 352	4 352	111 770	111 770
85141900	Resistance heated furnaces and ovens; other than hot isostatic presses	961 602	8 737 809	2 954 418	24 432 097
85142020	Electric furnaces or ovens for the manufacture of printed circuit boards/printed wiring boards or printed circuit assemblies	45 650	50 442	149 053	215 026
85142090	Furnaces and ovens functioning by induction or dielectric loss; other than electric furnaces or ovens for the manufacture of printed circuit boards/printed wiring boards or printed circuit	301 140	535 147	1 549 107	4 996 570
85143110	Electron beam furnaces for the manufacture of printed circuit boards/printed wiring boards or printed circuit assemblies	706 684	706 684	2 651 350	2 651 350
85143190	Electron beam furnaces other than for the manufacture of printed circuit boards/printed wiring boards or printed circuit assemblies	8 372	8 372	252 615	252 615
85143210	Plasma and vacuum arc furnaces for the manufacture of printed circuit boards/printed wiring boards or printed circuit assemblies	1 710 023	1 710 023	5 357 322	5 357 322
85143290	Plasma and vacuum arc furnaces; other than for the manufacture of printed circuit boards/printed wiring boards or printed circuit assemblies	4 262	4 262	48 083	48 083
85143910	Other furnaces and ovens; for the manufacture of printed circuit boards/printed wiring boards or printed circuit assemblies	75	7 564	4 329	156 806
85143990	Other furnaces and ovens; other than for the manufacture of printed circuit boards/printed wiring boards or printed circuit assemblies	15 956 505	33 296 179	50 654 754	109 459 249
85144000	Other equipment for the heat treatment of materials by induction or dielectric loss	31 334	274 975	646 723	2 877 995
85149020	Parts of industrial or laboratory electric furnaces or ovens for the manufacture of printed circuit boards/printed wiring boards or printed circuit assemblies	320	692 821	12 343	3 206 228
85149090	Parts of other equipment for the heat treatment of materials by induction or dielectric loss	7 010 986	16 055 032	11 027 814	36 251 775
85151100	Soldering irons and guns	35 080	181 889	128 631	565 271
85151911	Wave soldering machines	13	13	236	236
85151919	Other machines and apparatus for soldering components on printed circuit boards/printed wiring boards :	201	12 477	8 775	418 721
85151990	Other brazing or soldering machines and apparatus	32 580	122 835	510 743	2 265 833
85152100	Machines and apparatus for resistance welding of metal; fully or partly automatic	19 624	637 954	841 730	6 864 355
85152900	Machines and apparatus for resistance welding of metal; non-automatic	39 071	184 562	434 016	1 719 817
85153100	Machines and apparatus for arc (including plasma arc) welding of metals; fully or partly automatic	82 218	290 511	560 606	2 230 017
85153910	AC arc welders, transformer type	53 292	90 623	404 509	533 938
85153990	Machines and apparatus for arc (including plasma arc) welding of metals; non-automatic	175 201	1 240 287	2 077 062	11 503 040
85158010	Electric machines and apparatus for hot spraying of metals or sintered metal carbides	10 753	24 751	80 726	450 176
85158090	Other machines and apparatus	82 608	251 486	932 686	4 211 286
85159010	Parts of AC arc welders, transformer type	3 614	35 842	77 947	481 797
85159021	Parts of wave soldering machines	151	151	39 976	39 976
85159029	Parts of machines and apparatus for soldering components on printed circuit boards/printed wiring boards; other than parts of wave soldering machines	19 124	40 523	829 272	1 569 970
85159090	Other parts of machines and apparatus for soldering components on printed circuit boards/printed wiring boards	221 651	634 351	2 643 600	9 383 811
85161011	Water dispenser fitted only with water heater, for domestic use	7 441	14 241	23 864	68 217
85161019	Water dispenser fitted only with water heater; other than for domestic use	453 072	1 751 130	3 236 341	11 996 761
85161030	Immersion heaters	437	39 611	10 505	336 884

https://www.bps.go.id

I.3. IMPOR MENURUT KOMODITI / IMPORT BY HS COMMODITY
*** APRIL/*APRIL 2022* ***

H S	Uraian Komoditi/*Commodity Description*	Berat bersih/*Net weight* (Kg)		Nilai/*Value CIF* (US$)	
		Bulan ini *Current month*	Kumulatif *Cum. Jan. to date*	Bulan ini *Current month*	Kumulatif *Cum. Jan. to date*
85162100	Storage heating radiators	1 087	1 981	9 399	23 131
85162900	Other electric space heating apparatus and electric soil heating apparatus	58 257	296 143	281 675	1 499 250
85163100	Hair dryers	86 725	277 479	730 210	2 483 551
85163200	Other hair-dressing apparatus	182 822	545 696	769 661	3 232 558
85163300	Hand-drying apparatus	17 341	50 321	233 818	572 323
85164010	Electric smoothing irons; of a kind designed to use steam from industrial boilers	18 677	77 627	225 041	1 365 128
85164090	Other electric smoothing irons	122 432	489 356	1 292 583	6 089 848
85165000	Microwave ovens	74 896	761 663	417 347	3 488 621
85166010	Rice cookers	556 725	2 434 858	3 925 849	17 327 356
85166090	Other ovens; cookers, cooking plates, boiling rings, grillers and roasters :	562 808	1 949 209	3 503 840	11 300 167
85167100	Coffee or tea makers	149 591	440 696	1 351 084	3 967 820
85167200	Toasters	51 743	127 226	326 068	807 684
85167910	Kettles	32 738	128 592	209 389	593 805
85167990	Other electro-thermic appliances	153 738	581 507	1 298 144	5 026 984
85168010	Electric heating resistors for type-founding or type-setting machines; for industrial furnaces	4 171	13 813	57 925	317 761
85168030	Electric heating resistors for domestic appliances	99 114	301 478	559 134	1 862 151
85168090	Other electric heating resistors	99 207	447 989	1 692 552	7 244 562
85169021	Sealed hotplates for domestic appliances	109 463	386 565	328 651	1 268 672
85169029	Other parts of goods of subheading 851633, 851650, 851660, 851671or 85167910 :	1 001 685	4 191 306	7 008 105	25 916 480
85169030	Parts of goods of subheading 851610	64 827	367 555	586 586	3 256 037
85169040	Parts of electric heating resistors for type-founding or type-setting machines	834	4 084	9 095	45 043
85169090	Other parts of electric heater appliances	364 993	1 273 296	5 817 655	19 926 611
85171100	Line telephone sets with cordless handsets	11 826	13 573	259 002	292 975
85171300	Smartphones	619 946	938 078	79 552 403	436 920 414
85171400	Other telephones for cellular networks or for other wireless networks	29 208	29 208	2 075 054	2 075 054
85171800	Other telephone sets	57 838	163 771	337 482	1 276 667
85176100	Base stations	395 504	1 276 408	27 263 790	82 696 381
85176210	Radio transmitters and radio receivers of a kind used for simultaneous interpretation at multilingual conferences	4 987	41 891	144 743	1 303 111
85176230	Telephonic or telegraphic switching apparatus	7 030	50 807	413 936	1 671 278
85176241	Modems including cable modems and modem cards	4 403	24 676	815 234	2 610 763
85176242	Concentrators or multiplexers	2 506	20 742	1 599 389	10 602 781
85176243	Control and adaptor units, including gateways, bridges, routers and other similar apparatus designed only for connection with automatic data processing machines of heading 8471	32 111	154 629	7 852 630	27 750 026
85176249	Other apparatus for carrier-current line systems or for digital line systems	403 352	1 862 107	37 660 489	161 733 773
85176251	Wireless LANs	31 588	213 610	2 890 819	14 347 446
85176252	Transmission and reception apparatus of a kind used for simultaneous interpretation at multilingual conferences	745	5 994	186 263	1 124 444
85176253	Other transmission apparatus incorporating reception apparatus for radio-telephony or radio- telegraphy	58 702	3 283 074	5 011 852	16 858 726
85176259	Other transmission apparatus incorporating reception apparatus other than of subheading 85176251, 85176252, 85176253, 85176259	8 731	53 639	354 418	2 649 365
85176261	Other transmission apparatus for radio-telephony or radio-telegraphy	8 721	21 855	430 925	1 174 821
85176269	Other transmission apparatus other than for radio-telephony or radio-telegraphy	3 550	97 280	5 261 143	28 591 244
85176291	Portable receivers for calling, alerting or paging and paging alert devices, including pagers	143	1 730	9 901	187 324
85176292	Portable receivers for radio-telephony or radio-telegraphy	10 389	37 882	114 483	513 243
85176299	Other portable receivers	77 239	388 326	23 161 844	47 461 441
85176900	Other apparatus for transmission or reception of voice, images or other data	42 496	185 457	30 469 809	150 851 501

https://www.bps.go.id

I.3. IMPOR MENURUT KOMODITI / IMPORT BY HS COMMODITY
***** APRIL/*APRIL 2022* *****

H S	Uraian Komoditi/*Commodity Description*	Berat bersih/*Net weight* (Kg)		Nilai/*Value CIF* (US$)	
		Bulan ini *Current month*	Kumulatif *Cum. Jan. to date*	Bulan ini *Current month*	Kumulatif *Cum. Jan. to date*
85177100	Aerials and aerial reflectors of all kinds; parts suitable for use therewith	257 391	667 074	7 326 011	23 547 021
85177910	Parts of control and adaptor units including gateways, bridges and routers	42 453	104 210	5 774 970	12 729 058
85177921	Parts of transmission apparatus, oth than radio-broadcasting or TV transmission apparatus, or of portable receivers for calling, alerting/paging & paging alert devices; of cellular telephones	4 335 219	6 712 280	234 895 578	925 876 899
85177929	Parts of transmission apparatus, oth than radio-broadcasting or TV transmission apparatus, or of portable receivers for calling, alerting/paging & paging alert devices; oth than of cellular telephones	398 260	1 582 415	11 482 298	37 661 239
85177931	Other printed circuit boards, assembled; of goods for line telephony or line telegraphy	115 665	397 209	38 301 730	132 209 488
85177932	Other printed circuit boards, assembled; of goods for radio-telephony or radio-telegraphy	302	2 811	81 221	482 919
85177939	Other printed circuit boards, assembled; other than of goods for line/radio-telephony or line/radio-telegraphy	202 172	602 777	26 031 754	63 474 269
85177991	Other printed circuit boards, unassembled; of goods for line telephony or line telegraphy	297	3 668	313 329	1 398 388
85177992	Other printed circuit boards, unassembled; of goods for radio-telephony or radio-telegraphy	38 843	115 176	3 530 797	8 558 401
85177999	Other printed circuit boards, unassembled; other than of goods for line/radio-telephony or line/radio-telegraphy	442 693	1 185 772	11 195 274	52 978 332
85181011	Microphones having a frequency range of 300 Hz to 3,400 Hz, with a diameter not exceeding 10 mm and a height not exceeding 3 mm, for telecommunication use	4 351	25 192	208 195	1 055 894
85181019	Other microphones, whether or not with their stands	314 510	1 085 025	2 370 222	8 811 282
85181090	Microphone stands	81 295	482 183	837 702	3 827 544
85182110	Single loudspeakers, mounted in their enclosures; box speaker type	33 601	158 340	488 404	2 529 091
85182190	Single loudspeakers, mounted in their enclosures; other than box speaker type	84 881	181 542	454 922	1 351 573
85182210	Multiple loudspeakers, mounted in the same enclosure; box speaker type	250 479	1 133 953	1 462 267	7 844 775
85182290	Multiple loudspeakers, mounted in the same enclosure; other than box speaker type	58 075	97 674	809 959	1 368 190
85182920	Loudspeakers, without enclosure, having a frequency range of 300 Hz to 3,400 Hz, with a diameter not exceeding 50 mm, for telecommunication use	60 579	245 087	1 035 225	3 995 089
85182990	Loudspeakers, without enclosure, having a frequency range of 300 Hz to 3,400 Hz, with a diameter exceeding 50 mm, for telecommunication use	354 024	1 623 104	3 100 546	13 892 313
85183010	Headphones	73 706	353 877	1 560 921	6 474 973
85183020	Earphones	281 813	1 379 341	5 672 228	20 579 784
85183040	Line telephone handsets	11 637	13 420	21 434	25 350
85183051	Other combined microphone/speaker sets; for goods of subheading 85171300 and 85171400	1 596	10 202	105 957	949 735
85183059	Other combined microphone/speaker sets; for goods other than subheading 85171300 and 85171400	59 704	197 415	205 600	3 506 662
85183090	Other than headphones/earphones/line telephone handsets/commbined microphone and speaker sets	67 109	295 354	743 578	3 429 646
85184020	Audio-frequency electric amplifiers; used as repeaters in line telephony	2 400	2 563	5 876	14 756
85184030	Audio-frequency electric amplifiers; used as repeaters in telephony other than line telephony	20 299	22 141	44 549	146 383
85184040	Other audio-frequency electric amplifiers; having 6 or more input signal lines, with or without elements for capacity amplifiers	49 224	158 084	230 288	852 120
85184090	Other audio-frequency electric amplifiers	216 979	832 524	1 351 249	4 848 258
85185010	Electric sound amplifier sets; having a power rating of 240 W or more	31	21 367	2 056	153 128
85185020	Electric sound amplifier sets with loudspeakers, of a kind suitable for broadcasting, having a voltage rating of 50 V or more but not exceeding 100 V	213	1 023	4 772	26 797

https://www.bps.go.id

I.3. IMPOR MENURUT KOMODITI / IMPORT BY HS COMMODITY
*** APRIL/*APRIL 2022* ***

H S	Uraian Komoditi/*Commodity Description*	Berat bersih/*Net weight* (Kg)		Nilai/*Value CIF* (US$)	
		Bulan ini *Current month*	Kumulatif *Cum. Jan. to date*	Bulan ini *Current month*	Kumulatif *Cum. Jan. to date*
85185090	Other electric sound amplifier sets	844 642	3 596 808	3 309 389	14 867 561
85189010	Parts of goods of subheading 85181011, 85182920, 85183040 or 85184020, including printed circuit assemblies	36 951	166 466	151 238	1 038 336
85189020	Parts of goods of subheading 85184040	548	10 875	20 541	49 277
85189030	Parts of goods of subheading 851821 or 851822	183 945	878 955	456 350	2 488 349
85189040	Parts of goods of subheading 85182990	359 349	1 276 693	945 492	4 185 859
85189090	Other parts of microphones&stands therefor; loudspeakers; headphones&earphones, and sets consisting of a microphone&loudspeakers; audio-frequency electric amplifiers; electric sound amplifier sets	1 264 451	4 607 148	5 046 159	20 907 534
85192010	Apparatus for sound recording or reproducing operated by coins, tokens, disc operated record players	1	5	203	553
85192090	Apparatus for sound recording or reproducing operated by banknotes, bank cards.	0	828	0	52 250
85193000	Turntables (record-decks)	5 830	14 489	203 939	598 233
85198110	Pocket-size cassette recorders, the dimensions of which do not exceed 170 mm x 100 mm x 45 mm	29	212	1 752	3 268
85198120	Cassette recorders, with built-in amplifiers and one or more built-in loudspeakers, operating only with an external source of power	43	125	3 059	10 711
85198130	Compact disc players	279	1 317	22 796	95 337
85198141	Transcribing machines; suitable for cinematography or broadcasting	1	1	92	92
85198149	Transcribing machines; other than for cinematography or broadcasting	339	2 818	6 331	29 200
85198150	Dictating machines not capable of operating without an external source of power	4	16	533	2 420
85198169	Other magnetic tape recorders incorporating sound reproducing apparatus, digital audio type	0	1 079	0	2 422
85198199	Other sound recording or reproducing apparatus; other than for cinematography or broadcasting	121 802	329 455	343 202	1 182 782
85198910	Cinematographic sound reproducers	0	1	0	5
85198920	Record-players with or without loudspeakers	200	7 651	5 553 941	9 923 827
85198930	Of a kind suitable for cinematography or broadcasting	1	8 896	40	18 846
85198940	Other sound reproducing apparatus	484	484	7 960	7 960
85198990	Sound recording or reproducing apparatus n.e.c. in heading 8519	26 354	116 061	5 743 001	5 992 898
85211010	Magnetic tape-type; of a kind used in cinematography or television broadcasting	875	4 451	11 401	71 357
85211090	Magnetic tape-type; ther than used in cinematography or television broadcasting	1 475	3 612	122 394	175 285
85219011	Laser disc players; of a kind used in cinematography or television broadcasting	955	5 176	41 404	231 898
85219019	Laser disc players; other than used in cinematography or television broadcasting	45	1 187	5 556	98 183
85219091	Video recording or reproducing apparatus, whether or not incorporating a video tuner, of a kind used in cinematography or tv broadcasting; other than laser disc	18 291	146 137	471 754	4 139 059
85219099	Video recording or reproducing apparatus, whether or not incorporating a video tuner n.e.c. in heading 8521	15 344	95 694	430 496	2 742 836
85221000	Pick-up cartridges	3	68	350	1 225
85229030	Printed circuit board assemblies for cinematographic sound recorders or reproducers	5 787	61 146	27 309	544 110
85229040	Audio or video tapedecks and compact disc mechanisms	8 069	32 169	320 906	898 056
85229050	Audio or video reproduction heads, magnetic type; magnetic erasing heads and rods	0	104	0	898
85229091	Parts and accessories for cinematographic sound recorders or reproducers other than pick-up cartridges or PCB	28	2 788	7 894	726 729
85229092	Parts and accessories for answering machines other than pick-up cartridges or PCB	1 260	1 264	2 110	3 972
85229093	Other parts and accessories for goods of subheading 851981 or heading 8521	24 589	108 697	621 861	1 667 302
85229099	Other parts and accessories suitable for use solely or principally with the apparatus of heading 8519	43 613	691 079	1 286 568	6 338 051

https://www.bps.go.id

I.3. IMPOR MENURUT KOMODITI / IMPORT BY HS COMMODITY
*** APRIL/*APRIL 2022* ***

H S	Uraian Komoditi/*Commodity Description*	Berat bersih/*Net weight* (Kg)		Nilai/*Value CIF* (US$)	
		Bulan ini *Current month*	Kumulatif *Cum. Jan. to date*	Bulan ini *Current month*	Kumulatif *Cum. Jan. to date*
85232110	Magnetic media; cards incorporating a magnetic stripe; unrecorded	383	4 630	12 923	116 123
85232190	Magnetic media; cards incorporating a magnetic stripe; recorded	1 408	13 316	57 989	454 441
85232911	Magnetic media; computer tapes; of a width <= 4mm; unrecorded	5	487	15	695
85232919	Magnetic media; other than computer tapes; of a width <= 4mm; unrecorded	176	1 326	6 953	26 462
85232929	Magnetic media; other than video tapes; of a width <= 4mm; recorded	94	460	7 643	184 902
85232931	Magnetic media; computer tapes; of a 4mm < width <= 65mm; unrecorded	66	1 397	61 631	261 450
85232939	Magnetic media; other than computer & video tapes; of a 4mm < width <= 65mm; unrecorded	0	510	0	13 500
85232941	Magnetic media; computer tapes; of a 4mm < width <= 65mm; recorded	0	2	0	345
85232943	Magnetic media; other video tapes; of a 4mm < width <= 65mm; recorded	48	81	50	674
85232949	Other magnetic tape; of a 4mm < width <= 65mm; recorded	3	187	4 408	11 335
85232951	Magnetic media; computer tapes; of a width > 65mm; unrecorded	38	687	140 282	231 280
85232959	Magnetic media; other than computer & video tapes; of a width > 65mm; unrecorded	3 974	6 767	44 406	178 496
85232961	Magnetic tape >65mm for reproducing representations of instructions,data,sound,image,recorded in a machine readable binary form,capable of being manipulated/providing interactivity to a user,of an automatic data; unrecorded	20	17 226	5 726	924 979
85232969	Other magnetic tape > 65mm; unrecorded	35	36	1 091	2 769
85232971	Magnetic discs; unrecorded; computer hard disks and diskettes	12 674	47 413	351 006	1 288 339
85232979	Magnetic discs; unrecorded; other than computer hard disks and diskettes	683	1 729	18 894	85 619
85232981	Magnetic discs; recorded; used for reproducing phenomena other than sound or image; suitable for computer use	74	417	9 613	26 384
85232982	Magnetic discs; recorded; used for reproducing phenomena other than sound or image; not suitable for computer use	0	57	0	1 658
85232983	Recorded magnetic discs for reproducing representations of instructions, data, sound and image, recorded in a machine readable binary form, and capable of being manipulated or providing interactivity to a user, by means of an automatic data processing machine; proprietary format storage (recorded) media	56	176	6 710	14 344
85232986	Recorded magnetic discs of a kind suitable for cinematography	0	12 680	0	16 722
85232989	Recorded magnetic discs for other purpose	0	2	0	27
85232991	Other unrecorded magnetic media of a kind suitable for computer use	570	769	1 103	35 623
85232992	Other unrecorded magnetic media of a kind not suitable for computer use	0	5	0	613
85232993	Other recorded magnetic media for reproducing phenomena other than sound or image of a kind suitable for computer use	0	75	0	894
85232994	Other recorded magnetic media for reproducing phenomena other than sound or image of a kind not suitable for computer use	0	11	0	18
85232995	Oth recorded magnetic media for reproducing representations of instructions/data/sound/image,recorded in a machine readable binary form,capable of being manipulated/providing interactivity,of an auto data processing machine	251	812	3 897	7 869
85232999	Other recorded magnetic media for other purpose	69	1 611	3 927	77 897
85234110	Unrecorded optical media of a kind suitable for computer use	14 159	30 370	136 217	246 213
85234190	Unrecorded optical media of a kind not suitable for computer use	432	18 095	2 515	60 903
85234911	Of a kind used for reproducing phenomena other than sound or image parts and accessories of machines for sawing monocrystal semiconductor boules into slices, or wafers into chips	202	4 549	154 134	3 651 569
85234912	Disc for laser reading systems for reproducing sound only for educational, technical, scientific, historical or cultural	5	318	525	53 950
85234913	Disc for laser reading systems for reproducing sound only for other purpose other than for educational, technical, scientific, historical or cultural	300	3 104	39 289	231 922

https://www.bps.go.id

I.3. IMPOR MENURUT KOMODITI / IMPORT BY HS COMMODITY
***** APRIL/*APRIL 2022* *****

H S	Uraian Komoditi/*Commodity Description*	Berat bersih/*Net weight* (Kg)		Nilai/*Value CIF* (US$)	
		Bulan ini *Current month*	Kumulatif *Cum. Jan. to date*	Bulan ini *Current month*	Kumulatif *Cum. Jan. to date*
85234914	Disc for laser reading systems for reproducing representations of instructions, data, sound and image, recorded in a machine readable binary form, and capable of being manipulated or providing interactivity to a user, by means of an automatic data processing machine; proprietary format storage (recorded) media	1 834	10 890	1 250 590	9 499 131
85234915	Oth discs for laser reading system,containing cinematographic movies oth than newsreels/travelogues/technical/scientific/other documentary movies	126	700	2 488	26 345
85234916	Other, of a kind suitable for cinematography parts and accessories of machines for sawing monocrystal semiconductor boules into slices, or wafers into chips	59	708	2 052	13 907
85234919	Disc for laser reading systems for other purpose	2 008	8 523	145 089	1 234 437
85234991	Of a kind used for reproducing phenomena other than sound or image parts and accessories of machines for sawing monocrystal semiconductor boules into slices, or wafers into chips	0	3	0	5 094
85234992	Of a kind used for reproducing sound only parts and accessories of machines for sawing monocrystal semiconductor boules into slices, or wafers into chips	68	185	3 480	6 783
85234993	Oth recorded optical media for reproducing representations of instructions/data/sound/image,recorded in a machine readable binary form,capable of being manipulated or providing interactivity, of an auto data processing machine	138	1 718	5 366	161 827
85234999	Other recorded optical media for other purpose	8 258	24 090	3 961 273	4 943 342
85235111	Of a kind suitable for computer use parts and accessories of machines for sawing monocrystal semiconductor boules into slices, or wafers into chips	8 505	36 576	1 008 125	7 894 819
85235119	Unrecorded Solid-state non-volatile storage devices of a kind not suitable for computer use	12 880	60 071	2 455 957	9 750 132
85235121	Recorded Solid-state non-volatile storage devices for reproducing phenomena other than sound or image of a kind suitable for computer use	2 126	12 547	496 761	1 383 785
85235129	Recorded Solid-state non-volatile storage devices for reproducing phenomena other than sound or image of a kind not suitable for computer use	63	1 810	11 659	114 952
85235130	Recorded Solid-state non-volatile storage devices for reproducing representations of instructions, data, sound and image, recorded in a machine readable binary form, and capable of being manipulated or providing interactivity to a user, by means of an automatic data processing machine; proprietary format storage (recorded) media	3 259	16 407	1 003 902	8 345 001
85235199	Recorded Solid-state non-volatile storage devices for other purpose	3 901	28 588	382 332	1 574 806
85235200	Semiconductor media; "Smart cards"	93 565	398 571	6 375 120	22 304 347
85235910	Semiconductor media; proximity cards and tags	990	10 059	94 675	708 744
85235921	Semiconductor media; unrecorded; of a kind suitable for computer use	9	149	1 372	12 689
85235929	Semiconductor media; unrecorded; other than a kind suitable for computer use	32	399	11 074	124 778
85235930	Semiconductor media; recorded; of a kind used for reproducing phenomena other than sound or image	0	5	0	142
85235940	Semiconductor media; recorded; for reproducing representations of instructions/data/sound/image, recorded in a machine readable binary form, capable of being manipulated/providing interactivity to a user, of an automatic data processing machine; proprietary format storage media	68	94	35 851	82 468
85235990	Other semiconductor media	12 536	38 794	265 461	884 161
85238040	Gramophone records	518	4 000	8 180	37 655
85238051	Other media for recording of sound or of other phenomena, unrecorded, of a kind suitable for computer use	1 401	5 747	1 208 965	4 042 847
85238059	Other media for recording of sound or of other phenomena, unrecorded, of a kind not suitable for computer use	255	830	84 992	246 611

https://www.bps.go.id

I.3. IMPOR MENURUT KOMODITI / IMPORT BY HS COMMODITY
***** APRIL/*APRIL 2022* *****

H S	Uraian Komoditi/*Commodity Description*	Berat bersih/*Net weight* (Kg)		Nilai/*Value CIF* (US$)	
		Bulan ini *Current month*	Kumulatif *Cum. Jan. to date*	Bulan ini *Current month*	Kumulatif *Cum. Jan. to date*
85238092	Oth media for recording of sound/phenomena,recorded,for reproducing representations of instructions/data/sound/image, recorded in a machine readable binary form, and capable of being manipulated or providing interactivity,of an auto data processing machine	199	1 907	3 508	94 833
85238099	Other media for recording of sound or of other phenomena for other purpose	3 619	11 096	349 876	1 068 996
85241100	Flat panel display modules of liquid crystals, whether or not incorporating touch-sensitive screens; without drivers or control circuits	12 772	126 435	848 476	11 798 501
85241200	Flat panel display modules of organic light-emitting diodes (OLED), whether or not incorporating touch-sensitive screens; without drivers or control circuits	1 972	1 972	40 840	40 840
85241900	Flat panel display modules of other than liquid crystal and OLED, whether or not incorporating touch-sensitive screens; without drivers or control circuits	223	223	8 527	8 527
85249100	Flat panel display modules of liquid crystals, whether or not incorporating touch-sensitive screens; with drivers or control circuits	1 393 267	1 393 267	6 175 278	6 175 278
85249200	Flat panel display modules of organic light-emitting diodes (OLED), whether or not incorporating touch-sensitive screens; with drivers or control circuits	358 875	358 875	11 275 861	11 275 861
85249900	Flat panel display modules of other than liquid crystal and OLED, whether or not incorporating touch-sensitive screens; with drivers or control circuits	10 903	10 903	649 741	649 741
85255000	Transmission apparatus for radio-broadcasting or television, not incorporating reception apparatus or sound recording or reproducing apparatus	3 765	15 846	246 765	1 577 084
85256000	Transmission apparatus for radio-broadcasting or television, incorporating reception apparatus or sound recording or reproducing apparatus	75 867	268 740	11 842 633	13 626 923
85258110	Video camera recorders; high-speed goods as specified in Subheading Note 1 to this Chapter	10 683	10 683	574 994	574 994
85258120	Television cameras; high-speed goods as specified in Subheading Note 1 to this Chapter	13 922	13 922	444 342	444 342
85258190	Digital cameras; high-speed goods as specified in Subheading Note 1 to this Chapter	4 742	4 742	2 668 624	2 668 624
85258210	Video camera recorders; radiation-hardened or radiation-tolerant goods as specified in Subheading Note 2 to this Chapter	9	9	3 643	3 643
85258220	Television cameras; radiation-hardened or radiation-tolerant goods as specified in Subheading Note 2 to this Chapter	779	779	125 121	125 121
85258290	Digital cameras; radiation-hardened or radiation-tolerant goods as specified in Subheading Note 2 to this Chapter	277	277	14 947	14 947
85258310	Video camera recorders; night vision goods as specified in Subheading Note 3 to this Chapter	989	989	130 397	130 397
85258320	Television cameras; night vision goods as specified in Subheading Note 3 to this Chapter	10 088	10 088	325 054	325 054
85258390	Digital cameras; night vision goods as specified in Subheading Note 3 to this Chapter	579	579	48 551	48 551
85258910	Video camera recorders; other than high-speed goods & radiation-hardened or radiation-tolerant goods & night vision goods as specified in Subheading Note 1-3 to this Chapter	19 563	301 905	1 762 480	24 298 859
85258920	Television cameras; other than high-speed goods & radiation-hardened or radiation-tolerant goods & night vision goods as specified in Subheading Note 1-3 to this Chapter	44 790	346 737	1 334 416	11 666 201
85258930	Web cameras	110 078	676 516	3 300 922	22 338 940
85258990	Digital cameras; other than high-speed goods & radiation-hardened or radiation-tolerant goods & night vision goods as specified in Subheading Note 1-3 to this Chapter	28 014	250 423	2 378 996	13 007 498
85261010	Radar apparatus, ground based, or of a kind for use in civil aircraft, or of a kind used solely on sea-going vessels	915	11 054	680 150	20 904 147
85261090	Radar apparatus of a kind used for military purpose	8 349	39 020	193 992	5 822 493

https://www.bps.go.id

I.3. IMPOR MENURUT KOMODITI / IMPORT BY HS COMMODITY
*** APRIL/*APRIL 2022* ***

H S	Uraian Komoditi/*Commodity Description*	Berat bersih/*Net weight* (Kg)		Nilai/*Value CIF* (US$)	
		Bulan ini *Current month*	Kumulatif *Cum. Jan. to date*	Bulan ini *Current month*	Kumulatif *Cum. Jan. to date*
85269110	Radio navigational aid apparatus of a kind for use in civil aircraft, or of a kind used solely on sea-going vessels	2 309	3 992	231 672	451 547
85269190	Radio navigational aid apparatus, of a kind used for military purpose	5 060	34 985	1 431 346	5 988 732
85269200	Radio remote control apparatus	47 132	230 780	3 596 412	13 697 342
85271200	Pocket-size radio cassette-players	2	5	150	161
85271310	Portable radio-broadcast receivers capable of operating without an external source of power, combined with sound recording or reproducing apparatus; other than pocket-size radio cassete-players	0	8 297	0	12 442
85271390	Nonportable radio-broadcast receivers capable of operating without an external source of power; combined with sound recording or reproducing apparatus	14	788	4 056	13 341
85271920	Portable radio-broadcast receivers capable of operating without an external source of power, not combined with sound recording or reproducing; other than pocket-size radio cassette-player	474	54 051	10 899	237 981
85271990	Nonportable radio-broadcast receivers capable of operating without an external source of power, not combined with sound recording or reproducing	17 872	46 326	54 439	194 582
85272110	Radio-broadcast receivers combined with sound recording/reproducing apparatus, used in motor vehicles, capable of receiving & decoding digital radio data system signals	68 851	68 851	4 217 045	4 217 045
85272190	Radio-broadcast receivers combined with sound recording/reproducing apparatus, used in motor vehicles; not capable of receiving & decoding digital radio data system signals	40 495	470 111	4 205 496	31 492 466
85272900	Radio-broadcast receivers not capable of operating without an external source of power, used in motor vehicles, not combined with sound recording or reproducing apparatus	40 131	150 879	3 121 033	10 109 115
85279110	Portable radio-broadcast receivers not capable of operating without an external source of power, of a kind not used in motor vehicles, combined with sound recording or reproducing apparatus	4 881	37 336	93 915	699 735
85279190	Nonportable radio-broadcast receivers not capable of operating without an external source of power, of a kind not used in motor vehicles, combined with sound recording or reproducing apparatus	28 103	114 588	238 449	941 938
85279220	Mains operated radio-broadcast receivers not capable of operating without an external source of power, not combined with sound recording or reproducing apparatus but combined with a clock	10 720	10 720	236 280	236 280
85279920	Mains operated reception apparatus for radio-broadcasting, not else where clasified in 8527	27	5 773	2 838	12 810
85279990	Not mains operated reception apparatus for radio-broadcasting, not elsewhere clasified in 8527	1 402	19 113	12 759	160 605
85284200	Cathode-ray tube monitors; capable of directly connecting to and designed for use with an automatic data processing machine of heading 8471	338	14 866	230 698	925 664
85284910	Colour cathode-ray tube monitors; not capable of directly connecting to and designed for use with an automatic data processing machine of heading 8471	1 554	7 496	10 118	108 918
85284920	Monochrome cathode-ray tube monitors; not capable of directly connecting to and designed for use with an automatic data processing machine of heading 8471	1 433	3 867	96 010	183 350
85285200	Monitors other than cathode-ray tube, capable of directly connecting to and designed for use with an automatic data processing machine of heading 8471	160 829	882 604	4 081 094	27 784 203
85285910	Colour monitors other than cathode-ray tube; not capable of directly connecting to and designed for use with an automatic data processing machine of heading 8471	261 364	941 562	9 125 270	35 666 461
85285920	Monochrome monitors other than cathode-ray tube; not capable of directly connecting to and designed for use with an automatic data processing machine of heading 8471	16 284	49 054	45 801	370 452
85286200	Projectors; capable of directly connecting to and designed for use with an automatic data processing machine of heading 8471	33 004	106 604	2 483 580	7 299 621

https://www.bps.go.id

I.3. IMPOR MENURUT KOMODITI / IMPORT BY HS COMMODITY
*** APRIL/*APRIL 2022* ***

H S	Uraian Komoditi/*Commodity Description*	Berat bersih/*Net weight* (Kg)		Nilai/*Value CIF* (US$)	
		Bulan ini *Current month*	Kumulatif *Cum. Jan. to date*	Bulan ini *Current month*	Kumulatif *Cum. Jan. to date*
85286910	Projectors;not capable of directly connect & designed for use w/ an automatic data processing machine of heading 8471; having capability of projecting onto a screen diagonally measuring ≥ 300 inches	9 005	13 333	59 695	604 057
85286990	Projectors;not capable of directly connect & designed for use w/ an automatic data processing machine of heading 8471; having capability of projecting onto a screen diagonally measuring < 300 inches	30 704	262 951	1 835 183	15 256 649
85287111	Mains operated set top boxes which have a communications function for television, not designed to incorporate a video display or screen	3	7	161	515
85287119	Not mains operated set top boxes which have a communications function for television, not designed to incorporate a video display or screen	86	17 206	439	37 020
85287191	Mains operated reception apparatus for television, not designed to incorporate a video display or screen, other than set top boxes which have a communications function	124 265	221 310	2 103 317	3 613 093
85287199	Not mains operated reception apparatus for television, not designed to incorporate a video display or screen, other than set top boxes which have a communications function	19 379	74 247	8 979 626	28 824 908
85287210	Battery operated monitors for colour television, designed to incorporate a video display or screen	0	18	0	188
85287292	Liquid crystal devices (LCD), light-emitting diodes (LED) and other flat panel display type for colour television; designed to incorporate a video display or screen	412 309	1 997 487	14 629 458	76 478 942
85287299	Monitors for colour television oth than cathode-ray tube, LCD, LED, and other flat panel display type; designed to incorporate a video display or screen	515	2 786	19 805	91 194
85287300	Monitors for monochrome television	1	55	459	1 408
85291021	Parabolic aerial reflector dishes for television reception and parts thereof	76 803	246 183	170 160	665 090
85291029	Parabolic aerial reflector dishes for direct broadcast multi- media systems other than for television reception, and parts thereof	184 479	799 490	1 050 513	3 781 985
85291030	Telescopic, rabbit and dipole antennae for television or radio receivers; parts suitable for use therewith	255 725	795 694	1 493 311	5 795 256
85291040	Aerial filters and separators; parts suitable for use therewith	4 826	27 400	62 543	524 445
85291060	Feed horns (wave guide) aerials; parts suitable for use therewith	12 779	31 170	196 218	637 459
85291093	Aerials & aerial reflectors oth than parabolic/telescopic/aerial filters & separators/feed horns, of a kind used with transmission apparatus for radio-broadcasting; parts suitable for use therewith	59 966	220 375	679 808	5 138 689
85291094	Aerials & aerial reflectors oth than parabolic/telescopic/aerial filters & separators/feed horns, of a kind used with transmission apparatus for television; parts suitable for use therewith	5 266	5 266	514 123	514 123
85291099	Aerials&aerial reflectors oth than parabolic/telescopic/aerial filter & separator/feed horn,used w/ transmission apparatus oth than for radio-broadcasting/television;parts suitable for use therewith	54 503	218 074	1 364 971	5 917 312
85299020	Parts of decoders	55 591	336 464	1 260 192	8 585 446
85299040	Parts of digital cameras or video camera recorders	38 643	137 142	1 318 664	5 243 427
85299051	Printed circuit boards, assembled; for goods of subheading 852550 or 852560	12 734	30 511	208 191	650 565
85299052	Printed circuit boards, assembled; for goods of subheading 852713, 852719, 852721, 852729, 852791 or 852799	2 743	32 854	92 360	684 956
85299053	Printed circuit boards, assembled, for flat panel displays	153 473	1 256 295	4 460 941	16 681 274
85299054	Printed circuit boards, assembled, for television receivers	264 124	913 416	7 684 455	27 542 140
85299055	Printed circuit boards, assembled; for goods of heading 8528; other than for flat panel displays or television receivers	17 669	63 942	986 003	2 491 887
85299059	PCB, assembled; other than for goods of subheading 852550,852560,852713,852719,852721,852729,852791,852799,8528	12 480	62 492	3 170 921	14 017 908
85299091	Parts for television receivers other than aerial and PCB	762 606	2 603 076	16 013 275	52 972 746
85299094	Parts for flat panel display other than aerial and PCB	1 577 306	7 447 850	39 948 985	182 175 152

https://www.bps.go.id

I.3. IMPOR MENURUT KOMODITI / IMPORT BY HS COMMODITY
***** APRIL/*APRIL 2022* *****

H S	Uraian Komoditi/*Commodity Description*	Berat bersih/*Net weight* (Kg)		Nilai/*Value CIF* (US$)	
		Bulan ini *Current month*	Kumulatif *Cum. Jan. to date*	Bulan ini *Current month*	Kumulatif *Cum. Jan. to date*
85299099	Parts suitable for use solely or principally with the apparatus of headings 8524 to 8528; other than aerials and PCB, not for television receivers or flat panel display	1 793 245	5 973 458	18 006 527	74 746 288
85301000	Electrical signalling, safety or traffic control equipment for railways or tramways	251 536	253 667	1 744 907	2 123 200
85308000	Electrical signalling, safety or traffic control equipment for roads, inland waterways, parking facilities, port installations or airfields (other than those of heading 8608)	6 740	38 760	291 117	1 218 922
85309000	Part of electrical signalling, safety or traffic control equipment for railways, tramways, roads, inland waterways, parking facilities, port installations or airfields (oth than heading 8608)	2 410	9 363	132 154	779 729
85311010	Burglar alarms	16 812	66 607	85 156	413 065
85311020	Fire alarms	15 638	225 358	675 234	1 712 158
85311030	Smoke alarms; portable personal alarms (shrill alarms)	2 858	29 718	169 301	871 253
85311090	Alarms except burglar or fire alarms or smoke alarm; portable personal alarm (shrill alarms)	53 332	208 912	1 556 936	10 484 803
85312000	Indicator panels incorporating liquid crystal devices (LCD) or light-emitting diodes (LED)	83 251	565 212	1 739 237	9 290 457
85318011	Eletronic door bells and other door sound signalling apparatus	12 535	12 535	29 151	29 151
85318019	Electronic bells and other sound signalling apparatus other than door bells	3 533	67 618	87 774	813 443
85318021	Vacuum fluorescent display panels	149	273	70 177	82 694
85318029	Flat panel displays (including electro-luminescence, plasma and other technologies) other than vacuum fluorescent display panels	8 049	40 495	386 795	2 197 011
85318090	Electric sound or visual signalling apparatus (bells, sirens), other than electronic bells or flat panel displays	31 200	131 932	508 978	2 800 789
85319010	Part of electric sound or visual signalling apparatus, including printed circuit assemblies of subheading 853120, 85318021 or 85318029	7 804	113 987	98 216	609 932
85319020	Part of door bells or other door sound signalling apparatus	15	186	499	2 411
85319030	Part of electric sound signalling other than door bells or door sound signalling apparatus	309	1 075	5 963	52 869
85319090	Part of visual signalling apparatus	63 072	294 251	1 186 553	5 461 665
85321000	Electrical capacitors, fixed, designed for use in 50/60 Hz circuits and having a reactive power handling capacity of not less than 05 kvar (power capacitors)	115 727	403 420	1 344 028	5 398 153
85322100	Tantalum capacitors	4 029	17 548	543 809	1 874 938
85322200	Aluminium electrolytic capacitors	106 809	478 898	6 188 069	23 119 296
85322300	Ceramic dielectric, single layer capasitors	20 230	76 019	2 634 837	7 965 953
85322400	Ceramic dielectric, multilayer capacitors	76 831	425 237	4 503 923	21 576 819
85322500	Dielectric of paper or plastics capasitors	153 099	546 551	1 052 140	3 851 009
85322900	Electrical capacitors, fixed, other than tantalum or aluminium electrolytic or ceramic dielectric or dielectric of paper/plastics	125 181	500 453	3 069 845	14 864 924
85323000	Variable or adjustable (pre-set) capacitors	58 747	156 247	1 626 216	5 386 959
85329000	Parts of electrical capacitors, fixed, variable or adjustable (pre-set)	262 646	1 177 942	16 841 178	59 983 395
85331010	Electrical resistors, fixed carbon, composition or film type; surface mounted	14 592	54 119	571 871	2 085 922
85331090	Electrical resistors, fixed carbon, composition or film type; non surface mounted	22 160	89 877	1 535 375	5 797 661
85332100	Electrical resistors, fixed non carbon resistors; for a power handling capacity ≤ 20 W	49 786	153 963	16 781 594	28 181 763
85332900	Electrical resistors, fixed non carbon resistors; for a power handling capacity > 20 W	40 169	198 706	1 127 274	6 878 719
85333100	Wirewound variable resistors, including rheostats and potentiometers; for a power handling capacity ≤ 20 W	277	999	7 319	42 240
85333900	Wirewound variable resistors, including rheostats and potentiometers; for a power handling capacity > 20 W	10 083	38 875	1 299 851	2 371 526
85334000	Variable resistors other than wirewound, including rheostats and potentiometers	47 862	196 048	2 463 956	9 895 307
85339000	Parts electrical resistors (including rheostats and potentiometers), other than heating resistors.	21 195	126 749	1 578 475	8 582 627
85340010	Printed circuits, single-sided	174 663	691 354	4 199 154	17 941 282
85340020	Printed circuits, double-sided	60 713	244 268	6 294 925	13 093 306

https://www.bps.go.id

I.3. IMPOR MENURUT KOMODITI / IMPORT BY HS COMMODITY
*** APRIL/*APRIL 2022* ***

H S	Uraian Komoditi/*Commodity Description*	Berat bersih/*Net weight* (Kg)		Nilai/*Value CIF* (US$)	
		Bulan ini *Current month*	Kumulatif *Cum. Jan. to date*	Bulan ini *Current month*	Kumulatif *Cum. Jan. to date*
85340030	Printed circuits, multi-layer	318 905	1 055 353	12 958 937	49 619 877
85340090	Printed circuits, other than single/double-sided or multi-layer	455 439	1 899 714	20 515 324	90 749 412
85351000	Fuses, for a voltage > 1,000 volts	30 312	83 821	348 185	1 058 580
85352110	Automatic circuit breakers, moulded case type, for a voltage > 1 kV but < 725 kV	825	4 931	26 454	135 881
85352120	Automatic circuit breakers, earth leakage circuit breaker, for a voltage > 1 kV but < 725 kV	75	12 460	954	289 101
85352190	Automatic circuit breakers other than moulded case type or earth leakage circuit breaker, for a voltage > 1kV but < 725 kV	78 840	348 284	1 432 062	6 170 131
85352910	Automatic circuit breakers,, earth leakage circuit breaker, for a voltage ≥ 725 kV	124 988	245 267	1 254 822	2 589 280
85352990	Automatic circuit breakers other than earth leakage circuit breaker, for a voltage ≥ 725 kV	1 255 497	1 646 408	3 238 988	3 521 206
85353011	Isolating switches and make-and-break switches, disconnectors having a voltage > 1 kV but < 36 kV	68 736	412 665	113 968	1 184 778
85353019	Isolating switches and make-and-break switches, disconnectors having a voltage of ≥ 36 kV but ≤ 40 kV	2 742	55 722	97 542	1 050 482
85353020	Isolating switches and make-and-break switches, for a voltage ≥ 66 kV	9	8 389	982	343 084
85353090	Isolating switches and make-and-break switches, suitable for a voltage > 40 kV but < 66 kV	85 771	225 905	579 045	2 027 206
85354000	Lightning arresters, voltage limiters and surge suppressors, for a voltage > 1,000 volts	28 830	102 267	662 643	2 362 760
85359010	Bushing assemblies and tap changer assemblies for electricity distribution or power transformers, for a voltage > 1,000 volts	26 205	108 028	495 557	1 972 652
85359020	Change-over switches of a kind used for starting electric motors; for a voltage > 1,000 volts	8 095	17 785	101 195	300 034
85359090	Electrical apparatus for switching or protecting electrical circuits, or for making connections to or in electrical circuits, for a voltage > 1,000 volts, not elsewhere clasified in heading 8535	82 087	458 135	1 878 589	8 876 347
85361011	Thermal fuses; glass type fuses, suitable for use in electric fans, for a voltage ≤ 1,000 volts	1 262	2 722	66 077	224 595
85361012	Thermal fuses; glass type fuses, not suitable for use in electric fans, for a current < 16 A and voltage ≤ 1,000 volts	7 439	29 912	184 383	729 959
85361013	Fuse blocks, of a kind used for motor vehicles, for a voltage ≤ 1,000 volts	23 035	81 761	1 023 284	4 456 572
85361019	Thermal fuses; glass type fuses, voltage ≤ 1,000 volts, not elsewhere clasified or include in subheading 853610	38 311	139 386	495 113	1 815 681
85361091	Fuses other than thermal; glass type fuses, suitable for use in electric fans, for a voltage ≤ 1,000 volts	803	1 838	18 124	33 833
85361092	Fuses other than thermal fuses and glass type fuses; not suitable for use in electric fans; for a current less than 16 A and voltage not exceeding 1,000 volts	2 342	8 970	136 650	479 164
85361093	Fuse blocks other than thermal and glass type fuse, of a kind used for motor vehicles; for a voltage not exceeding 1,000 volts	67 743	373 445	2 162 769	12 211 520
85361099	Fuses other than thermal fuses and glass type fuses, voltage ≤ 1,000 volts, not elsewhere clasified or include in subheading 853610	54 231	284 827	1 391 243	6 799 327
85362011	Automatic circuit breakers, moulded case type, for a voltage ≤ 1,000 volts and current < 16 A	77 693	404 249	871 675	5 270 929
85362012	Automatic circuit breakers, moulded case type, for a voltage ≤ 1,000 volts and current ≥ 16 A but ≤ 32 A	28 978	140 562	617 861	2 836 723
85362013	Automatic circuit breakers, moulded case type, for a voltage ≤ 1,000 volts and current > 32 A but ≤ 1,000 A	42 660	152 875	986 539	3 056 395
85362019	Automatic circuit breakers, moulded case type, for a voltage ≤ 1,000 volts and current > 1,000 A	4 733 429	15 704 560	1 740 653	8 838 093
85362020	Automatic circuit breakers; non moulded case type, of a kind incorporated into electro-thermic domestic appliances of heading 8516; for a voltage ≤ 1,000 volts;	77 383	162 606	62 929	148 311
85362091	Automatic circuit breakers, non-moulded case type; not incorporated into electro-thermic domestic appliances of heading 8516; for a current < 16 A and voltage ≤ 1,000 volts;	883	83 608	4 176	388 503

https://www.bps.go.id

I.3. IMPOR MENURUT KOMODITI / IMPORT BY HS COMMODITY
***** APRIL/*APRIL 2022* *****

H S	Uraian Komoditi/*Commodity Description*	Berat bersih/*Net weight* (Kg)		Nilai/*Value CIF* (US$)	
		Bulan ini *Current month*	Kumulatif *Cum. Jan. to date*	Bulan ini *Current month*	Kumulatif *Cum. Jan. to date*
85362099	Automatic circuit breakers, non-moulded case type, not incorporated into electro-thermic domestic appliances of heading 8516; for a current ≥ 16 A and voltage ≤ 1,000 volts;	12 827	121 636	314 951	1 517 395
85363010	Lightning arresters for protecting electrical circuits, for a voltage ≤ 1,000 volts	2 098	7 245	179 627	484 546
85363020	Electrical apparatus for protecting electrical circuits other than fuses or automatic circuit breakers, of a kind used in radio equipment or in electric fans, for a voltage ≤ 1,000 volts	18	271	1 476	11 193
85363090	Electrical apparatus for protecting electrical circuits oth than fuses or auto circuit breakers; except lighting arresters or of a kind used in radio equipment/in electric fans; voltage ≤1,000 volts	3 212 516	8 944 314	2 277 515	10 314 313
85364110	Digital relays; for a voltage ≤ 60 V	32 523	102 399	558 057	2 422 603
85364120	Relays of a kind used in radio equipment; for a voltage ≤ 60 V	4	16	591	2 560
85364130	Relays of a kind used in electric fans; for a voltage ≤ 60 V	22	43	92	4 581
85364140	Relays other than digital relays or of a kind used in radio equipment/electric fans, for a current < 16 A and voltage ≤ 60 V	7 720	33 690	437 205	963 983
85364191	Semiconductor or electro-magnetic relays of voltage ≤ 28 V	22 012	106 544	712 791	3 126 375
85364199	Semiconductor or electro-magnetic relays of voltage > 28 V but ≤ 60 V	110 705	486 984	10 403 161	19 504 560
85364910	Digital relays; for a voltage exceeding 60 V but not exceeding 1,000 V	7 961	22 231	311 895	943 232
85364990	Relay other than digital; for a voltage exceeding 60 V but not exceeding 1,000 V	588 476	2 809 174	3 887 769	17 095 655
85365020	Over-current and residual-current automatic switches, for a voltage not exceeding 1,000 volts	55 572	246 619	1 111 216	4 488 914
85365032	Switches for electric fans; power switches for radio receivers; for a voltage ≤ 1,000 volts	45 715	229 062	233 239	1 081 379
85365033	High inrush switches; power switches for TV; rotary, slide, see-saw & magnetic switches for AC; commutators for stoves & ranges; microphone switches; current capacity <16 A & voltage ≤1 kV	22 952	87 253	741 542	2 684 980
85365039	High inrush switches; power switches for TV; rotary, slide, see-saw & magnetic switches for AC; commutators for stoves & ranges; microphone switches; current capacity ≥16 A & voltage ≤1 kV	329 633	1 397 928	14 713 836	22 825 672
85365040	Miniature switches suitable for use in rice cookers or toaster ovens, a voltage not exceeding 1,000 volts	14 991	71 858	126 435	556 220
85365051	Insulated thyristor AC switches; electronics switches, consisting of chip-on-chip technology, voltage ≤ 1,000 V; electro-mechanical snap-action switches for current < 16 A	8 145	24 612	187 230	820 056
85365059	Insulated thyristor AC switches; electronics switches, consisting of chip-on-chip technology, voltage ≤ 1,000 V; electro-mechanical snap-action switches for current ≥ 16 A but ≤ 11 A	62 978	275 166	677 845	2 366 081
85365061	Make-and-break switches of a kind used in domestic electrical wiring, voltage ≤ 500 V & rated current carrying capacity < 16 A	7 496	30 062	158 548	572 385
85365069	Make-and-break switches of a kind used in domestic electrical wiring, voltage ≤ 500 V & rated current carrying capacity ≥ 16 A but ≤ 20 A	2 879	30 270	149 436	898 035
85365095	Change-over switches of a kind used for starting electric motors; fuse switches, voltage ≤ 1,000 V	133 110	516 595	1 493 942	7 202 330
85365096	Electrical apparatus for switching or protecting electrical circuits n.e.c. in subheading 853650, voltage ≤ 1,000 V & current < 16 A, not suitable for use in electric fans & starting motors	36 855	36 855	909 110	909 110
85365099	Electrical apparatus for switching or protecting electrical circuits n.e.c. in subheading 853650, voltage ≤ 1,000 V & current ≥ 16 A, not suitable for use in electric fans & starting motors	181 298	1 040 394	5 664 237	29 898 057
85366111	Lamp-holders of a kind used for compact lamps or halogen lamps, for a current < 16 A and voltage ≤ 1,000 volts	5 762	5 762	8 745	8 745
85366119	Lamp-holders of a kind used for compact lamps or halogen lamps, for a current ≥ 16 A and voltage ≤ 1,000 volts	41 018	109 893	163 496	467 262
85366191	Lamp-holders not used for compact lamps or halogen lamps; for a current < 16 A and voltage ≤ 1,000 volts	11 195	42 717	141 096	932 783
85366199	Lamp-holders not used for compact lamps or halogen lamps; for a current ≥ 16 A and voltage ≤ 1,000 volts	89 259	310 766	248 077	859 543

https://www.bps.go.id

I.3. IMPOR MENURUT KOMODITI / IMPORT BY HS COMMODITY
*** APRIL/*APRIL 2022* ***

H S	Uraian Komoditi/*Commodity Description*	Berat bersih/*Net weight* (Kg)		Nilai/*Value CIF* (US$)	
		Bulan ini *Current month*	Kumulatif *Cum. Jan. to date*	Bulan ini *Current month*	Kumulatif *Cum. Jan. to date*
85366910	Telephone plugs, for a voltage ≤ 1,000 volts	20 957	254 956	1 380 787	5 771 125
85366923	Audio/video sockets and cathode ray tube sockets for television or radio receivers, current ≤ 15 A and voltage ≤ 1,000 volts	6 295	28 279	7 048	26 708
85366924	Audio/video sockets and cathode ray tube sockets for television or radio receivers, current > 15 A but < 16 A and a voltage ≤ 1,000 volts	4 904	7 060	56 353	132 648
85366929	Audio/video sockets and cathode ray tube sockets for television or radio receivers, current ≥ 16 A and voltage ≤ 1,000 volts	61 357	194 895	678 451	2 684 467
85366932	Sockets and plugs for co-axial cables and printed circuits, current < 16 A and voltage ≤ 1,000 volts	98 932	162 128	831 917	3 382 140
85366939	Sockets and plugs for co-axial cables and printed circuits, current ≥ 16 A and voltage ≤ 1,000 volts	472 319	1 482 949	1 528 007	6 588 464
85366992	Plugs and sockets not for telephone or television or radio receivers or co-axial cables and printed circuits; for a current < 16 A and voltage ≤ 1,000 volts	86 362	168 075	760 963	2 201 645
85366999	Plugs and sockets not for telephone or television or radio receivers or co-axial cables and printed circuits; for a current of ≥ 16 A and voltage ≤ 1,000 volts	35 540	204 176	579 130	3 150 052
85367010	Connectors for optical fibres, optical fibre bundles or cables, of ceramics, for a voltage not exceeding 1,000 volts	375	19 922	35 526	806 123
85367020	Connectors for optical fibres, optical fibre bundles or cables, of copper, for a voltage not exceeding 1,000 volts	1 154	7 172	32 439	190 096
85367090	Connectors for optical fibres, optical fibre bundles or cables, of other than ceramics or copper, for a voltage not exceeding 1,000 volts	558 375	1 986 391	30 381 485	53 944 804
85369012	Connection and contact elements for wires and cables; contact probes for wafer, for a current of less than 16 A and voltage not exceeding 1,000 volts	72 371	288 610	1 674 675	7 125 710
85369019	Connection and contact elements for wires and cables; contact probes for wafer, for a current of 16 A or more and voltage not exceeding 1,000 volts	514 166	2 408 734	16 981 969	76 949 571
85369022	Junction boxes, for a current of less than 16 A and voltage not exceeding 1,000 volts	3 435	10 548	77 787	307 796
85369029	Junction boxes, for a current of 16 A or more and voltage not exceeding 1,000 volts	48 130	178 261	1 361 896	4 787 888
85369032	Cable connectors consisting of a jack plug, terminal with or without pin, connector, or adaptor for co-axial cable, for a current of less than 16 A and voltage not exceeding 1,000 volts;	156 048	580 558	3 919 385	14 595 821
85369039	Cable connectors consisting of a jack plug, terminal with or without pin, connector, or adaptor for co-axial cable, for a current of 16 A or more and voltage not exceeding 1,000 volts;	279 037	986 112	13 099 679	39 343 617
85369040	Battery clamps, of a kind used for motor vehicles of heading 8702, 8703, 8704 or 8711, for a voltage not exceeding 1,000 volts	1 416	1 416	28 631	28 631
85369093	Telephone patch panels, for a current of less than 16 A and voltage not exceeding 1,000 volts	242	315	25 563	27 333
85369094	Electrical apparatus for making connections to or in electrical circuits not elsewhere clasified in 8536, for a current < 16 A and voltage ≤ 1,000 volts	40 301	211 598	946 852	4 537 183
85369099	Electrical apparatus for making connections to or in electrical circuits not elsewhere spesified in 8536, for a current ≥ 16 A and voltage ≤ 1,000 volts	690 720	3 081 805	17 247 033	75 061 791
85371011	Control panels of a kind suitable for use in distributed control systems, for a voltage ≤ 1,000 V	183 044	611 629	5 100 874	14 524 248
85371012	Control panels fitted with a programmable processor, for a voltage ≤ 1,000 V	19 217	96 443	419 228	2 834 912
85371013	Control panels oth than a kind of for use in distributed control systems or fitted with programmable processor, suitable for goods of heading 8415, 8418, 8450, 8508, 8509 or 8516, voltage ≤ 1,000 V	23 626	95 019	319 915	1 190 722
85371019	Switchboards for a voltage ≤ 1,000 V	598 595	4 779 012	9 952 437	33 394 817
85371020	Distribution boards (including back panels and back planes) for use solely or principally with goods of heading 8471, 8517 or 8525, for a voltage ≤ 1,000 V	60 176	228 026	2 574 731	8 207 130

https://www.bps.go.id

I.3. IMPOR MENURUT KOMODITI / IMPORT BY HS COMMODITY
***** APRIL/*APRIL 2022* *****

H S	Uraian Komoditi/*Commodity Description*	Berat bersih/*Net weight* (Kg)		Nilai/*Value CIF* (US$)	
		Bulan ini *Current month*	Kumulatif *Cum. Jan. to date*	Bulan ini *Current month*	Kumulatif *Cum. Jan. to date*
85371030	Programmable logic controllers for automated machines for transport, handling and storage of dies for semiconductor devices, for a voltage ≤ 1,000 V	11 443	134 662	779 959	3 500 829
85371040	Motor controllers with output rating of 24 V to 120 V DC and with ampere rating of 300 A to 500 A, voltage ≤ 1,000 V	6 085	6 085	421 610	421 610
85371091	Board,panel,console,desk,cabinet oth than switchboard & control panel/distribution board/programmable logic controller/motor controller; used in radio equipment/in electric fan; voltage ≤ 1,000	7 330	20 429	835 711	2 649 147
85371092	Board,panel,console,desk,cabinet oth than switchboard & control panel/distribution board/programmable logic controller/motor controller;suitable use in distribututed control systems;voltage ≤ 1,000 V	38 277	135 068	1 580 250	6 631 298
85371099	Board,panel,console,desk,cabinet oth than switchboard & control panel/distribution board/programmable logic controller/motor controller not elsewhere clasified in subheading 853710; voltage ≤ 1,000 V	817 437	2 303 890	16 273 382	52 563 485
85372011	Switchboards, incorporating electrical instruments for breaking, connecting or protecting electrical circuits for a voltage 66 kV or	122 857	138 087	2 772 238	3 171 173
85372019	Switchboards; incorporating electrical instruments for breaking, connecting or protecting electrical circuits, for a voltage exceeding 1 kV but less than 66 kV	11 009	85 028	347 961	3 245 510
85372021	Control panels, incorporating electrical instruments for breaking, connecting or protecting electrical circuits for a voltage of 66 kV or more	158 744	197 927	2 544 488	3 247 491
85372029	Control panels, incorporating electrical instruments for breaking, connecting or protecting electrical circuits for a voltage exceeding 1 kV but less than 66 kV	34 785	77 976	375 390	2 017 052
85372090	Boards, panels, consoles, desks, cabinets & other bases, not elsewhere clasified in subheading 853720, for a voltage exceeding 1,000 V	1 350 316	2 999 787	12 043 805	37 542 929
85381011	Parts of programmable logic controllers for automated machines for transport, handling and storage of dies for semiconductor devices, for a voltage not exceeding 1,000 V	2 450	14 005	303 456	764 517
85381012	Parts of boards, panels, consoles, desks, cabinets and other bases for the goods of heading 8537, not equipped with their apparatus; used in radio equipment, for a voltage not exceeding 1,000 V	0	130	0	2 441
85381019	Part of board,panel,console,desk,cabinet & oth base for good of head 8537,not equipped w/ their apparatus oth than part of programmable logic controller/a kind used in radio equipment,voltage ≤1,000 V	92 963	346 061	1 808 639	6 410 220
85381021	Parts of programmable logic controllers for automated machines for transport, handling and storage of dies for semiconductor devices, for a voltage exceeding 1,000 V	791	9 662	4 657	148 540
85381022	Parts of boards, panels, consoles, desks, cabinets and other bases for the goods of heading 8537, not equipped with their apparatus, used in radio equipment, for a voltage exceeding 1,000 V	0	60	0	1 457
85381029	Parts of board,panel,console,desk,cabinet&oth base for good of head 8537,not equipped w/ their apparatus oth than part of programmable logic controller/a kind used in radio equipment,voltage > 1,000 V	46 436	218 969	530 878	2 334 024
85389011	Parts suitable for use solely or principally with goods of HS. 85366910, 85369012 or 85369019; voltage ≤ 1,000 V	67 968	614 271	1 447 010	6 812 126
85389012	Parts suitable for use solely or principally with goods of HS. 85365051, 85365059, 85366932 or 85366939; voltage ≤ 1,000 V	181 091	1 000 327	3 562 678	14 106 342
85389013	Parts suitable for use solely or principally with goods of HS. 85371020; voltage ≤ 1,000 V	23 323	60 142	139 840	486 677
85389019	Parts suitable use solely/principally w/ apparatus of subhead 8535, 8536 or 8537; oth than HS. 85366910, 85369012, 85369019, 85365051, 85365059, 85366932, 85366939, or 85371020; voltage ≤ 1,000 V	712 887	2 944 047	21 582 102	83 424 020

https://www.bps.go.id

I.3. IMPOR MENURUT KOMODITI / IMPORT BY HS COMMODITY
***** APRIL/*APRIL 2022* *****

H S	Uraian Komoditi/*Commodity Description*	Berat bersih/*Net weight* (Kg)		Nilai/*Value CIF* (US$)	
		Bulan ini *Current month*	Kumulatif *Cum. Jan. to date*	Bulan ini *Current month*	Kumulatif *Cum. Jan. to date*
85389020	Parts suitable for use solely or principally with the apparatus of subheading 8535, 8536 or 8537 equipped with their apparatus, voltage > 1,000 V	137 686	497 953	3 270 950	13 105 472
85391010	Sealed beam lamp units; for motor vehicles of Chapter 87	118 590	279 136	678 048	2 080 722
85391090	Sealed beam lamp units; other than for motor vehicles of Chapter 87	75 971	264 539	528 499	2 101 789
85392120	Tungsten halogen; of a kind used in medical equipment	70	148	9 899	73 431
85392130	Tungsten halogen; of a kind used for motor vehicles	77 855	315 488	1 657 201	5 144 458
85392140	Reflector lamp bulbs of tungsten halogen, not used in medical equipment or motor vehicles	3 102	9 425	23 220	302 508
85392190	Tungsten halogen other than reflector lamp bulbs tungsten halogen or of a kind used in medical equipment or motor vehicles	26 750	117 282	120 592	571 062
85392220	Filament lamps, excluding sealed beam units or ultra-violet or infra-red lamps or tungsten halogen, used in medical equipment; power ≤ 200 W and voltage > 100 V	100	158	6 175	42 949
85392231	Reflector lamp bulbs excluding reflector lamp bulbs of tungsten halogen, of a kind used in decorative illumination, power ≤ 60 W and voltage > 100 V	31 847	87 835	138 529	393 346
85392232	Reflector lamp bulbs excluding reflector lamp bulbs of tungsten halogen, of a kind used in decorative illumination, power > 60 W but ≤ 200 W and voltage > 100 V	1 176	35 597	6 661	46 538
85392233	Reflector lamp bulbs excluding reflector lamp bulbs of tungsten halogen, for domestic lighting, power ≤ 200 W and voltage >100 V	120 963	335 556	169 253	505 557
85392239	Reflector lamp bulbs excluding reflector lamp bulbs of tungsten halogen, not used in decorative illumination or domestic lighting, power ≤ 200 W and voltage >100 V	171 509	530 807	266 389	1 174 382
85392291	Filament lamps, excluding sealed beam unit, ultra-violet/infra-red lamps, tungsten halogen, and reflector lamp bulbs, used in decorative illumination, power ≤ 60 W & voltage > 100 V	12 532	43 933	71 350	248 555
85392293	Filament lamps, excluding sealed beam unit, ultra-violet/infra-red lamps, tungsten halogen, and reflector lamp bulbs, for domestic lighting, power ≤ 200 W & voltage > 100 V	20 724	44 337	123 228	471 916
85392299	Filament lamps, exclud sealed beam unit, ultra-violet/infra-red lamp, tungsten halogen & reflector lamp bulb, not used for domestic lighting & decorative illumination, power >60 W but ≤200 W & >100 V	35 706	168 524	102 445	743 863
85392910	Filament lamps, excluding sealed beam units, ultra-violet/infra-red lamps, and tungsten halogen, used in medical equipment; power > 200 W and voltage ≤ 100 V	0	14 789	0	106 860
85392920	Filament lamps, excluding sealed beam units, ultra-violet/infra-red lamps, and tungsten halogen, used for motor vehicles; power > 200 W and voltage ≤ 100 V	53 928	208 335	1 231 120	4 966 027
85392930	Reflector lamp bulbs, excluding sealed beam units, ultra-violet/infra-red lamps, and tungsten halogen, not used in medical equipment or motor vehicles; power > 200 W and voltage ≤ 100 V	9 618	38 303	223 209	750 226
85392949	Flashlight bulbs; miniature indicator bulbs, rated up to 225 V, of a kind not suitable for medical equipment,	31 680	39 581	77 719	169 231
85392950	Filament lamps, exclud sealed beam units, ultra-violet/infra-red lamps, or tungsten halogen or flashlight bulbs; miniature indicator bulbs; capacity > 200 W but ≤ 300 W and voltage > 100 V but ≤ 225 V	22	2 223	458	36 682
85392960	Filament lamps, exclud sealed beam units, ultra-violet/infra-red lamps, or tungsten halogen or flashlight bulbs; miniature indicator bulbs; capacity ≤ 200 W and voltage ≤ 100 V	1 716	2 539	14 096	29 897
85392990	Filament lamps, exclud sealed beam units, ultra-violet/infra-red lamps, or tungsten halogen or flashlight bulbs; miniature indicator bulbs, capacity > 300 W	186 802	555 325	671 754	2 341 732
85393110	Discharge lamps, other than UV lamps; tubes for compact fluorescent lamps; fluorescent, hot cathode	5 076	21 110	42 016	149 410
85393120	Discharge lamps, other than UV lamps, straight tubes for other fluorescent lamps; fluorescent hot cathode	69 852	164 447	328 870	878 667

https://www.bps.go.id

I.3. IMPOR MENURUT KOMODITI / IMPORT BY HS COMMODITY
*** APRIL/*APRIL 2022* ***

H S	Uraian Komoditi/*Commodity Description*	Berat bersih/*Net weight* (Kg)		Nilai/*Value CIF* (US$)	
		Bulan ini *Current month*	Kumulatif *Cum. Jan. to date*	Bulan ini *Current month*	Kumulatif *Cum. Jan. to date*
85393130	Discharge lamps, other than UV lamps, Compact hot cathode fluorescent lamps with built-in ballast	248 047	1 035 467	2 846 934	13 367 913
85393190	Discharge lamps, oth than UV lamps; fluorescent hot cathode; not elsewhere classified in subheading 853931	718	5 605	8 866	116 958
85393200	Mercury or sodium vapour lamps; metal halide lamps	14 275	80 354	195 761	1 466 740
85393910	Discharge lamps, other than UV lamps; tubes for compact fluorescent lamps, other than fluorescent, hot cathode or mercury or sodium vapour lamps; metal halide lamps	144	1 912	2 992	30 741
85393940	Discharge lamps, other than UV lamps; fluorescent cold cathode type other than tubes for compact fluorescent lamps or CCFLs for backlighting of flat panel displays	0	3	0	570
85393990	Discharge lamps, other than UV lamps; fluorescent, cold cathode; not elsewhere classified in 853939	13 283	83 407	226 254	1 051 270
85394100	Arc-lamps	650	2 706	187 864	449 580
85394900	Ultra-violet or infra-red lamps	40 765	172 560	385 479	1 800 257
85395100	Light-emitting diode (LED) modules	78 381	78 381	285 268	285 268
85395210	Light-emitting diode (LED) lamps, equipped with screw bases	570 304	570 304	7 080 979	7 080 979
85395290	Light-emitting diode (LED) lamps, not equipped with screw bases	176 274	3 256 982	2 415 840	46 129 729
85399010	Parts of aluminium end caps for fluorescent lamps; aluminium screw caps for incandescent lamps	73 199	239 858	99 330	364 440
85399020	Parts of electric filament or discharge lamps, oth than aluminium end caps for fluorescent lamps; aluminium screw caps for incandescent lamps; suitable for lamps of motor vehicles	9 933	47 584	394 600	1 270 353
85399090	Parts of electric filament/discharge lamps oth than aluminium end caps for fluorescent lamps; aluminium screw caps for incandescent lamps; not suitable for motor vehicles lamps/of subhead 85395100,	338 784	1 258 705	960 382	4 792 095
85401100	Colour cathode-ray television picture tubes, including video monitor cathode-ray tubes	36 570	154 669	21 120	101 381
85401200	Monochrome cathode-ray television picture tubes, including video monitor cathode-ray tubes	71	114	721	2 105
85402000	Television camera tubes; image converters and intensifiers; other photo-cathode tubes	98	2 212	27 253	245 364
85404010	Data/graphic display tubes, colour, with a phosphor dot screen pitch smaller than 04 mm, of a kind used for articles of heading 8525	0	23	0	2 873
85404090	Data/graphic display tubes, monochrome	66	164	2 845	39 465
85406000	Cathode-ray tubes other than cathode-ray television picture tubes or television camera tubes or data/graphic display tubes	5	36	2 277	4 092
85407100	Magnetrons	798	2 783	31 361	171 912
85407900	Microwave tubes other than magnetrons(for example, klystrons, travelling wave tubes, carcinotrons), excluding grid-controlled tubes	115	244	23 888	37 664
85408100	Receiver or amplifier valves and tubes	1 218	2 544	96 019	177 412
85408900	Thermionic, cold cathode or photo-cathode valves and tubes not elsewhere classified in 8540	5 716	11 797	151 940	391 038
85409100	Parts of cathode-ray tubes	18	44	21	47
85409900	Part of thermionic, cold cathode or photo-cathode valves and tubes other than cathode-ray tubes	5	3 741	562	98 061
85411000	Diodes, other than photosensitive or light-emitting diodes (LED)	163 846	637 230	11 189 385	48 279 275
85412100	Transistors, other than photosensitive transistors with a dissipation rate of less than 1 W	27 737	110 510	4 180 231	13 032 890
85412900	Transistors, other than photosensitive transistors without a dissipation rate of less than 1 W	180 742	528 210	59 099 396	124 307 831
85413000	Thyristors, diacs and triacs, other than photosensitive devices	19 245	96 111	738 055	2 804 202
85414100	Light-emitting diodes (LED), whether or not assembled with other light-emitting diodes (LED)	75 018	345 782	6 502 462	31 703 212
85414200	Photovoltaic cells not assembled in modules or made up into panels	83 469	390 179	219 807	1 168 030
85414300	Photovoltaic cells assembled in modules or made up into panels	1 562 508	3 773 655	8 139 632	19 557 299
85414900	Photosensitive semiconductor devices, other than LED and photovoltaic cells whether or not assembled in modules or made up into panels	213 727	892 568	4 256 596	19 759 292

https://www.bps.go.id

I.3. IMPOR MENURUT KOMODITI / IMPORT BY HS COMMODITY
***** APRIL/*APRIL 2022* *****

H S	Uraian Komoditi/*Commodity Description*	Berat bersih/*Net weight* (Kg)		Nilai/*Value CIF* (US$)	
		Bulan ini *Current month*	Kumulatif *Cum. Jan. to date*	Bulan ini *Current month*	Kumulatif *Cum. Jan. to date*
85415100	Semiconductor-based transducers	3 979	3 979	200 556	200 556
85415900	Semiconductor devices other than semiconductor-based transducers	36 297	278 040	2 430 996	14 060 861
85416000	Mounted piezo-electric crystals	83 161	132 442	3 702 288	12 852 653
85419000	Part of semiconductor devices or photosensitive semiconductor devices or light-emitting diodes (LED) or mounted piezo-electric crystals	29 351	203 962	2 032 428	7 129 079
85423100	Electronic integrated circuits: processors and controllers, whether or not combined with memories, converters, logic circuits, amplifiers, clock and timing circuits, or other circuits	852 587	1 686 346	79 343 479	312 958 574
85423200	Electronic integrated circuits: memories	844 804	911 073	39 872 861	152 582 077
85423300	Electronic integrated circuits: amplifiers	42 183	152 697	14 750 350	47 417 220
85423900	Electronic integrated circuits other than processors and controllers or memories or amplifiers	525 444	919 022	45 040 708	153 013 736
85429000	Part of electronic integrated circuits	316 934	1 345 913	174 559 780	658 670 387
85431000	Electrical machines and apparatus, having individual functions, particle accelerators	280	2 809	9 618	38 972
85432000	Electrical machines and apparatus, having individual functions, signal generators	2 055	6 756	135 646	889 813
85433020	Wet processing equipment for application by immersion of chemical/electrochemical solutions, whether/not for the purpose of removing material on printed circuit board/printed wiring board substrates	10 401	16 482 936	125 076	67 200 118
85433091	Electroplating and electrolysis machines of a kind use solely or principally for the manufacture of printed circuits	4 726	4 726	1 052 257	1 052 257
85433099	Machines and apparatus for electroplating, electrolysis or electrophoresis, not elsewhere classified in subheading 854330	237 502	1 390 342	1 380 047	13 830 468
85434000	Electronic cigarettes and similar personal electric vaporising devices	71 520	71 520	2 912 302	2 912 302
85437010	Electric fence energisers	27 771	171 578	591 916	2 028 677
85437021	Cordless infrared remote control devices for video game consoles, other than game controllers of heading 9504	61 496	61 496	549 250	549 250
85437029	Remote control apparatus, other than radio remote control apparatus; other than cordless infrared remote control devices for video game consoles, excluding game controllers of heading 9504	182 904	830 598	2 201 563	11 593 125
85437030	Electrical machines and apparatus with translation or dictionary functions	392	4 196	95 972	342 827
85437040	Equipment for removal of dust particles/elimination of electrostatic charge during the manufacture of PCB/PWB/PCBA;machine for curing material by ultra-violet light for the manufacture of PCB/PWB/PCBA	5 928	46 718	170 530	981 327
85437060	Digital signal processing apparatus capable of connect to a wired/wireless network for the mixing of sound; articles specifically designed for connec to telegraphic or telephonic apparatus/networks	14 067	14 067	217 177	217 177
85437090	Electrical machines and apparatus, having individual functions, not specified or included elsewhere in subheading 8543	459 436	2 058 605	6 807 713	48 626 689
85439010	Parts of goods of subheading 854310 or 854320	120	166	82 620	127 013
85439020	Parts of goods of subheading 85433020	310	5 763	9 133	49 879
85439030	Parts of goods of subheading 85437030	0	445	0	14 037
85439040	Parts of goods of subheading 85437040	77	158	1 585	4 971
85439090	Parts of electrical machines and apparatus, having individual functions other than of goods of subheading 854310 or 854320, 85433020, 85437030, and 85437040	105 110	810 424	5 005 667	48 953 946
85441120	Winding wire of copper with an outer coating or covering of paper, textiles or poly(vinyl chloride)	72 529	263 975	576 837	2 388 014
85441130	Winding wire of copper with an outer coating of lacquer	44 916	238 002	611 363	3 198 787
85441140	Winding wire of copper with an outer coating of enamel	53 481	386 497	797 131	5 183 140
85441190	Winding wire of copper without an outer coating or covering of paper, textiles or PVC, lacquer, and enamel	191 415	760 792	3 825 682	15 458 242
85441900	Winding wire of other than copper	99 681	343 148	403 061	2 020 438
85442011	Insulated cable fitted with rubber or plastics, for a voltage not exceeding 66 kV	99 171	511 999	795 719	3 469 784

https://www.bps.go.id

I.3. IMPOR MENURUT KOMODITI / IMPORT BY HS COMMODITY
*** APRIL/*APRIL 2022* ***

H S	Uraian Komoditi/*Commodity Description*	Berat bersih/*Net weight* (Kg)		Nilai/*Value CIF* (US$)	
		Bulan ini *Current month*	Kumulatif *Cum. Jan. to date*	Bulan ini *Current month*	Kumulatif *Cum. Jan. to date*
85442019	Insulated cable fitted other than with rubber or plastics, for a voltage not exceeding 66 kV	339 041	1 545 669	3 368 694	14 721 356
85442021	Insulated cable not fitted with rubber or plastics, for a voltage not exceeding 66 kV	194 463	752 207	1 171 019	3 972 904
85442029	Insulated cable not fitted other than with rubber or plastics, for a voltage not exceeding 66 kV	215 698	804 034	4 673 449	12 669 104
85442031	Insulated cable fitted with rubber or plastics, for a voltage exceeding 66 kV	4 932	10 349	3 977	92 268
85442039	Insulated cable fitted other than with rubber or plastics, for a voltage exceeding 66 kV	82 113	232 968	951 587	3 494 638
85442041	Insulated cable not fitted with rubber or plastics, for a voltage exceeding 66 kV	284	1 378	4 263	14 819
85442049	Insulated cable not fitted other than with rubber or plastics, for a voltage exceeding 66 kV	166 058	866 318	991 960	5 692 173
85443012	Wiring harnesses for motor vehicles, insulated with rubber or plastics, of a kind used for vehicles of heading 8702, 8703, 8704 or 8711	167 871	610 417	2 813 243	9 512 142
85443013	Wiring harnesses for motor vehicles, insulated with rubber or plastics, of a kind not used for vehicles of heading 8702, 8703, 8704 or 8711	10 783	51 808	285 976	1 471 353
85443014	Wiring harnesses for motor vehicles, insulated other than with rubber or plastics, of a kind used for vehicles of heading 8702, 8703, 8704 or 8711	12 867	44 928	305 844	1 147 193
85443019	Wiring harnesses for motor vehicles, insulated other than with rubber or plastics, of a kind used not for vehicles of heading 8702, 8703, 8704 or 8711	60 824	245 991	1 290 869	6 187 786
85443091	Ignition wiring sets and other wiring sets of a kind used in vehicles other than motor vehicles, aircraft, ships; insulated with rubber or plastics	7 542	39 225	175 267	815 120
85443099	Ignition wiring sets and other wiring sets of a kind used in vehicles other than motor vehicles, aircraft, ships; insulated not with rubber or plastics	89 419	429 299	2 293 651	9 623 662
85444211	Submarine telephone cables; submarine telegraph cables; submarine radio relay cables, fitted with connectors, for a voltage ≤ 80 V	44 635	151 998	491 360	1 744 277
85444213	Electric conductors insulated with rubber, plastics or paper; fitted with connectors, used for telecommunications, voltage ≤ 80 V, other than submarine telephone/telegraph/radio relay cables	81 177	211 608	986 770	4 203 230
85444219	Electric conductors, fitted with connectors, used for telecommunications, voltage ≤ 80 V; not insulated with rubber, plastics or paper; other than submarine telephone/telegraph/radio relay cables	290 468	967 406	4 064 811	14 944 188
85444221	Submarine telephone cables; submarine telegraph cables; submarine radio relay cables, fitted with connectors, voltage > 80 V but ≤ 1,000 V	45 045	179 870	404 432	1 980 570
85444223	Electric conductors insulated with rubber, plastics/paper; fitted with connectors, used for telecommunications, voltage > 80 V but ≤ 1,000 V, oth than submarine telephone/telegraph/radio relay cables	26 269	76 972	173 113	708 328
85444229	Electric conductors, fitted with connector, used for telecommunication, voltage >80 V but ≤1,000 V; not insulated with rubber/plastics/paper; oth than submarine telephone/telegraph/radio relay cables	262 558	818 417	3 008 293	9 782 695
85444232	Battery cables, fitted with connectors, isulated with rubber or platics, for vehicles of heading 8702, 8703, 8704 or 8711; voltage ≤ 1,000 V	876	38 721	17 179	118 736
85444233	Battery cables, fitted with connectors, isulated with rubber or platics, other than for vehicles heading 8702, 8703, 8704 or 8711; voltage ≤ 1,000 V	1 936	9 654	27 390	122 127
85444234	Battery cables, fitted with connectors, not isulated with rubber or platics, for vehicles of heading 8702, 8703, 8704 or 8711; voltage ≤ 1,000 V	70	195	2 529	4 480

https://www.bps.go.id

I.3. IMPOR MENURUT KOMODITI / IMPORT BY HS COMMODITY
***** APRIL/*APRIL 2022* *****

H S	Uraian Komoditi/*Commodity Description*	Berat bersih/*Net weight* (Kg)		Nilai/*Value CIF* (US$)	
		Bulan ini *Current month*	Kumulatif *Cum. Jan. to date*	Bulan ini *Current month*	Kumulatif *Cum. Jan. to date*
85444239	Battery cables, fitted with connectors, not isulated with rubber or platics, for vehicles other than heading 8702, 8703, 8704 or 8711; voltage ≤ 1,000 V	17 157	54 519	67 064	289 348
85444291	Flat data cables having two lines or more, fitted with connectors, insulated with rubber, plastics or paper; voltage ≤ 1,000 V	169	241 150	2 504	2 744 736
85444292	Flat data cables having two lines or more, fitted with connectors, not insulated with rubber, plastics or paper; voltage ≤ 1,000 V	10 823	10 823	24 272	24 272
85444294	Electric cables insulated with plastics, of which each core having diameter ≤ 5 mm; fitted with connectors, voltage ≤ 1,000 V	18 091	66 067	299 981	1 407 307
85444295	Electric cables insulated with plastics, of which each core having diameter > 5 mm but ≤ 195 mm; fitted with connectors, voltage ≤ 1,000 V	14	24 531	186	107 532
85444296	Electric cables insulated with plastics > 195 mm, fitted with connectors; voltage ≤ 1,000 V; other than battery cables, not for communications	13 584	49 579	331 944	1 220 165
85444297	Electric cables insulated with rubber or paper, fitted with connectors; voltage ≤ 1,000 V; other than battery cables, not for communications	270	1 390	9 875	43 561
85444299	Electric conductors, fitted with connectors; voltage ≤ 1,000 V; not used for telecommunications other than battery cables	640 715	1 942 353	5 608 793	20 136 292
85444911	Submarine telephone cables; submarine telegraph cables; submarine radio relay cables, not fitted with connectors, for a voltage ≤ 80 V	3 362	56 165	61 076	729 892
85444913	Electric conductors insulated with rubber, plastics or paper; not fitted with connectors, used for telecommunications, voltage ≤ 80 V, other than submarine telephone/telegraph/radio relay cables;	53 369	525 440	379 683	3 258 857
85444919	Electric conductors, not fitted with connectors, used for telecommunications, voltage ≤ 80 V; insulated not with rubber/ plastics/paper; other than submarine telephone/telegraph/radio relay cables	564 315	1 854 381	4 337 101	11 677 375
85444921	Shielded wire of a kind used in the manufacture of automotive wiring harnesses, not fitted with connectors, voltage ≤ 80 V	655 521	2 487 623	7 409 447	28 865 616
85444922	Electric cables insulated with plastics, each core having D ≤ 195 mm, not fitted with connectors, voltage ≤ 80 V, not used for telecommunications oth than manufacture automotive wiring harnesses	4 438	48 787	75 035	689 124
85444923	Electric cables insulated with plastics, each core having D > 195 mm, not fitted with connectors, voltage ≤ 80 V, not used for telecommunications oth than manufacture automotive wiring harnesses	678	17 230	22 506	776 441
85444924	Electric conductors other than electric cables, insulated with rubber, plastics or paper, not fitted with connectors, not used for telecommunications, voltage ≤ 80 V	44 457	73 995	251 964	434 974
85444929	Electric conductors other than electric cables, insulated not with rubber, plastics or paper, not fitted with connectors, not used for telecommunications, voltage ≤ 80 V	859 280	3 251 370	5 775 722	22 314 025
85444931	Submarine telephone cables; submarine telegraph cables; submarine radio relay cables, not fitted with connectors, voltage > 80 V but ≤ 1,000 V	6	2 022	115	14 903
85444932	Electric conductors insulated with plastics, not fitted with connectors, used for telecommunications, voltage > 80 V but ≤ 1,000 V, oth than submarine telephone/telegraph/radio relay cables	130 442	605 281	1 242 549	5 606 242
85444933	Electric conductors insulated with rubber or paper, not fitted with connectors, used for telecommunications, voltage > 80 V but ≤ 1,000 V, oth than submarine telephone/telegraph/radio relay cables	218 990	218 990	10 351 421	10 351 421
85444939	Electric conductors,not fitted w/ connector, used for telecommunication, voltage > 80 V but ≤ 1,000 V; not insulated w/ rubber/plastics/paper, oth than submarine telephone/telegraph/radio relay cable	34 335	499 620	398 039	16 117 544

https://www.bps.go.id

I.3. IMPOR MENURUT KOMODITI / IMPORT BY HS COMMODITY
***** APRIL/*APRIL 2022* *****

H S	Uraian Komoditi/*Commodity Description*	Berat bersih/*Net weight* (Kg)		Nilai/*Value CIF* (US$)	
		Bulan ini *Current month*	Kumulatif *Cum. Jan. to date*	Bulan ini *Current month*	Kumulatif *Cum. Jan. to date*
85444941	Cables insulated with plastics, not used for telecommunications, not fitted with connectors, voltage > 80 V but ≤ 1,000 V	116 523	214 534	897 757	1 793 323
85444942	Cables insulated with rubber, plastics or paper, not fitted with connectors, use for telecommunications, voltage > 80 V but ≤ 1,000 V; other than cables isulated with plastics	1 087 715	3 612 123	10 993 819	21 569 184
85444949	Electric conductors, not fitted w/ connectors, not use for telecommunication, voltage > 80 V but ≤ 1,000 V, oth than cables isulated with plastics, rubber, plastics/paper	627 135	2 262 578	5 280 039	18 960 368
85446011	Cables insulated with plastics, of which each core having diameter of less than 227 mm, voltage > 1 kV but ≤ 36 kV	1	8	124	225
85446012	Cables insulated with rubber, plastics or paper, of which each core having diameter ≥ 227 mm, voltage > 1 kV but ≤ 36 kV	272 754	542 837	2 271 010	4 787 524
85446019	Electronics conductors other than cables insulated with rubber, plastics or paper, voltage exceeding 1 kV but not exceeding 36 kV	56 053	203 712	336 851	2 228 727
85446021	Cables insulated with plastics, of which each core having diameter < 227 mm, voltage > 36 kV but ≤ 66 kV	1	194	301	12 480
85446022	Cables insulated with rubber, plastics or paper, of which each core having diameter ≥ 227 mm, voltage > 36 kV but ≤ 66 kV	58 859	258 888	349 633	2 835 900
85446029	Electronics conductors other than cables insulated with rubber, plastics or paper, voltage > 36 kV but ≤ 66 kV	44 846	520 557	456 874	2 902 608
85446031	Electronics conductors insulated with rubber, plastics or paper, voltage exceeding 66 kV	28 605	91 034	210 737	769 958
85446039	Electronics conductors not insulated with rubber, plastics or paper, voltage exceeding 66 kV	380 257	3 759 607	2 695 527	23 413 573
85447010	Submarine telephone cables; submarine telegraph cables; submarine radio relay cables	126 698	443 292	503 031	1 516 444
85447090	Optical fibre cables other than submarine telephone cables; submarine telegraph cables; submarine radio relay cables	2 679 019	9 236 982	15 060 511	54 993 809
85451100	Carbon electrodes with or without metal, of a kind used for furnaces	553 174	1 869 324	2 532 188	8 459 628
85451900	Carbon electrodes with or without metal, of a kind used for electrical purpose other than furnaces	629 403	1 309 672	3 576 300	7 438 364
85452000	Carbon brushes with or without metal, of a kind used for electrical purposes	62 449	317 225	1 450 401	6 673 165
85459000	Lamp carbons, battery carbons and other articles of graphite or other carbon, with or without metal, of a kind used for electrical purposes	64 106	302 246	556 022	1 926 396
85461000	Electrical insulators of glass	246 112	660 066	359 817	1 216 441
85462010	Transformer bushings and circuit breaker insulators of ceramics	22 095	158 578	367 732	2 313 668
85462090	Electrical isulators other than transformer bushings and circuit breaker insulators of ceramics	290 432	964 345	465 787	2 695 342
85469000	Electrical insulators of any material other than of glass or of ceramics	149 582	503 124	1 645 665	5 768 279
85471000	Insulating fittings for electrical machines, of ceramics, other than insulators of heading 8546	65 793	293 805	1 826 969	7 600 815
85472000	Insulating fittings for electrical machines, of plastics, other than insulators of heading 8546	167 432	772 118	2 570 244	10 818 880
85479010	Electric conduit tubing and joints therefor, of base metal lined with insulating material	62 938	218 514	258 135	824 184
85479090	Appliances/equipment, being fittings wholly of insulating material apart from any minor components of metal, incorporated during moulding solely for assembly, other than insulators of heading 8546	57 587	592 865	809 826	4 492 841
85480000	Electrical parts of machinery or apparatus, not specified or included elsewhere in this Chapter	28 961	73 045	2 804 988	5 015 216
85491119	Lead acid scrap storage batteries, drained or undrained; not used in aircraft, other than subheading 85071092, 85071095, 85072094 or 85072095	0	5	0	107
85492100	Electrical&electronic waste&scrap,used for recovery of precious metal,have primary cells/batteri,electric accumulator,mercury-switch,glass from CRT/electronic part have cadmium,mercury, lead/PCBs	1	1	34	34

https://www.bps.go.id

I.3. IMPOR MENURUT KOMODITI / IMPORT BY HS COMMODITY
***** APRIL/*APRIL 2022* *****

H S	Uraian Komoditi/*Commodity Description*	Berat bersih/*Net weight* (Kg)		Nilai/*Value CIF* (US$)	
		Bulan ini *Current month*	Kumulatif *Cum. Jan. to date*	Bulan ini *Current month*	Kumulatif *Cum. Jan. to date*
85499190	Electrical&electronic waste&scrap have primary cell/batteri, electric accumulator,mercury-switch,or electric/electronic part have cadmium,mercury,lead/PCBs; not used recovery precious metal & PCB	1	1	761	761
85499900	Electrical and electronic waste and scrap, not elsewhere clasified in heading 8549	28 862	129 141	885 113	8 926 595
86011000	Rail locomotives powered from an external source of electricity	6	716	1 278	26 805
86012000	Rail locomotives powered by electric accumulators	0	7 696	0	15 163
86040000	Railway or tramway maintenance or service vehicles, whether or not self-propelled (for example, workshops, cranes, ballast tampers, trackliners, testing coaches and track inspection vehicles)	0	127 998	0	8 531 776
86061000	Tank wagons and the like, not self- propelled	0	5	0	448
86071100	Driving bogies and bissel-bogies	2	4	511	536
86071200	Bogies and bissel-bogies other than driving bogies and bissel-bogies	3 283	1 937 864	17 500	7 575 188
86071900	Axles and wheels, including parts thereof and parts of bogies or bissel bogies	187 609	382 403	1 038 702	3 193 681
86072100	Air brakes and parts thereof	34 715	185 465	422 178	1 576 332
86072900	Brakes other than air brakes and parts thereof	9 447	17 046	119 116	368 993
86073000	Hooks and other coupling devices, buffers, and parts thereof	878	547 983	14 137	4 084 844
86079100	Parts of railway or tramway of locomotives, other than bogies, bissel-bogies, axles and wheels, brakes, and parts thereof	1 261	20 955	82 829	782 323
86079900	Parts of railway or tramway of rolling-stock, other than bogies, bissel-bogies, axles and wheels, brakes, and parts thereof	3 048	7 797	36 997	107 401
86080020	Electro-mechanical signalling, safety or traffic control equipment for railways, tramways, roads, inland waterways, parking facilities, port installations or airfields	34 281	151 849	433 021	2 397 855
86080090	Non electro-mechanical signalling, safety or traffic control equipment for railways, tramways, roads, inland waterways, parking facilities, port installations or airfields	64 183	160 162	3 956 896	4 755 425
86090010	Containers of base metal (including containers for the transport of fluids) specially designed and equipped for carriage by one or more modes of transport	13 580 411	57 457 614	13 348 713	63 738 867
86090090	Containers of non-base metal (including containers for the transport of fluids) specially designed and equipped for carriage by one or more modes of transport	390 737	1 620 214	629 039	1 644 603
87011011	Single axle tractors for agricultural use; of a power ≤ 225 kW, whether or not electrically operated	3 001	26 245	28 351	89 681
87011019	Single axle tractors not for agricultural use; of a power ≤ 225 kW, whether or not electrically operated	20 984	20 987	64 651	64 824
87011091	Single axle tractors for agricultural use; of a power > 225 kW, whether or not electrically operated	0	9 386	0	62 318
87011099	Single axle tractors not for agricultural use; of a power > 225 kW, whether or not electrically operated	0	5 425	0	39 280
87012190	Road tractors for semi-trailers with only compression-ignition internal combustion piston engine (diesel or semi-diesel), not CKD	437 958	437 958	3 463 727	3 463 727
87012990	Tractors (other than tractors of heading 8709) not elsewhere spesified in 8701, not CKD	0	957 492	0	5 787 866
87013000	Track-laying tractors	11 968	154 496	57 698	612 259
87019110	Agricultural tractors, of an engine power not exceeding 18 kW	39 605	67 522	341 567	647 741
87019190	Tractors for oth than agricultural, of an engine power not exceeding 18 kW	0	2 213	0	7 334
87019210	Agricultural tractors, of an engine power exceeding 18 kW but not exceeding 37 kW	664 886	1 853 093	4 810 945	13 520 959
87019290	Tractors for oth than agricultural, of an engine power exceeding 18 kW but not exceeding 37 kW	2 095	20 635	12 800	105 600
87019310	Agricultural tractors, of an engine power exceeding 37 kW but not exceeding 75 kW	138 789	670 974	1 016 505	4 826 406
87019390	Tractors for oth than agricultural, of an engine power exceeding 37 kW but not exceeding 75 kW	2 340	8 279	9 565	38 413
87019410	Agricultural tractors, of an engine power exceeding 75 kW but not exceeding 130 kW	134 970	368 625	877 976	2 626 844
87019510	Agricultural tractors, of an engine power exceeding 130 kW	0	20 820	0	168 843

https://www.bps.go.id

I.3. IMPOR MENURUT KOMODITI / IMPORT BY HS COMMODITY
*** APRIL/*APRIL 2022* ***

H S	Uraian Komoditi/*Commodity Description*	Berat bersih/*Net weight* (Kg)		Nilai/*Value CIF* (US$)	
		Bulan ini *Current month*	Kumulatif *Cum. Jan. to date*	Bulan ini *Current month*	Kumulatif *Cum. Jan. to date*
87019590	Tractors for oth than agricultural, of an engine power exceeding 130 kW	0	50 270	0	770 621
87021041	Motor coaches, buses or minibuses, of a gvw ≥ 6 t but ≤ 18 t, for the transport of ≥ 10 persons, including driver, with only engine (diesel or semi-diesel); CKD	69 828	69 828	622 971	622 971
87021060	Motor cars (including stretch limousines), for the transport of ≥ 10 persons, including driver; with only engine (diesel or semi-diesel); not CKD	0	4 644	0	49 034
87021089	Motor coaches, buses, minibuses, for the transport of ≥ 30 persons; of a gvw of > 18 t but ≤ 24 t, with only engine (diesel or semi-diesel); not CKD	291 379	1 445 228	4 259 454	16 235 339
87024010	Motor cars (including stretch limousines), for the transport of ≥ 10 persons, incl driver; with only electric motor for propulsion, CKD	6 980	6 980	12 000	12 000
87024079	Motor coaches, buses or minibuses, of a gvw ≤ 24 t for transport of ≥ 30 persons; with only electric motor for propulsion, not CKD	0	6 992	0	45 410
87029079	Motor coaches, buses or minibuses, for transport ≥ 10 persons but < 30 persons, of a gvw > 24 t; with only spark-ignition combustion piston engine for propulsion, not CKD	0	2 045	0	33 285
87029090	Vans, for the transport of ≥ 10 persons, incl driver; of a gvw ≤ 24 t; with only spark-ignition combustion piston engine for propulsion, not CKD	0	27	0	50
87031010	Golf cars (including golf buggies) and similar vehicles	2 271	69 786	1 760	354 033
87031090	Vehicles specially designed for travelling on snow	0	9 811	0	27 453
87032112	All-Terrain Vehicles (ATV), with only spark-ignition internal combustion piston engine, of a cylinder capacity ≤ 1,000 cc, CKD	0	50 687	0	58 893
87032114	Motor-homes, with only spark-ignition internal combustion piston engine, of a cylinder capacity ≤ 1,000 cc, CKD	0	6	0	246
87032131	Three-wheeled vehicles, with only spark-ignition internal combustion piston engine, of a cylinder capacity ≤ 1,000 cc, CKD	140 420	140 420	484 620	484 620
87032139	Vans, with only spark-ignition internal combustion piston engine, of a cylinder capacity ≤ 1,000 cc, CKD	0	1 263 509	0	4 039 413
87032142	All-Terrain Vehicles (ATV), with only spark-ignition internal combustion piston engine, of a cylinder capacity ≤ 1,000 cc, not CKD	43 803	114 561	28 656	181 443
87032145	Sedan, with only spark-ignition internal combustion piston engine, of a cylinder capacity ≤ 1,000 cc, not CKD	0	6 932	0	88 323
87032159	Motor cars (incl station wagon & sports car,but excl van,sedan,motor-homes,ambulance,ATV,Go-kart),not 4 WD,w/ only spark-ignition internal combustion piston engine,cylinder capacity ≤1,000 cc,not CKD	24 743	164 915	182 298	1 431 307
87032199	Vans, with only spark-ignition internal combustion piston engine, of a cylinder capacity ≤ 1,000 cc, not CKD	1 740	2 194	13 492	16 672
87032217	Sedan, with only spark-ignition internal combustion piston engine, of a cylinder capacity > 1,000 cc but ≤ 1,500 cc, CKD	90 996	182 183	819 879	1 640 666
87032229	Motor cars (including station wagons and sports cars, not including vans), of 4 WD, with only spark-ignition internal combustion piston engine, of a cylinder capacity > 1,000 cc but ≤ 1,500 cc, CKD	0	397 939	0	3 384 903
87032247	Sedan, with only spark-ignition internal combustion piston engine, of a cylinder capacity > 1,000 cc but ≤ 1,500 cc, not CKD	167 191	1 206 169	2 435 874	17 947 024
87032251	Motor cars (including station wagons and sports cars, not incl vans), of 4 WD, with only spark-ignition internal combustion piston engine, of a cylinder capacity > 1,000 cc but ≤ 1,500 cc, not CKD	29 977	429 871	264 917	4 180 794
87032259	Motor cars (including station wagons and sports cars, not incl vans), of 4 WD, with only spark-ignition internal combustion piston engine, of a cylinder capacity > 1,000 cc but ≤ 1,500 cc, not CKD	783 650	1 616 930	7 874 586	16 652 738
87032290	Vans, with only spark-ignition internal combustion piston engine, of a cylinder capacity > 1,000 cc but ≤ 1,500 cc, not CKD	20 605	116 583	223 493	1 301 195
87032321	Sedan, with only spark-ignition internal combustion piston engine, of a cylinder capacity > 1,500 cc but ≤ 1,800 cc, CKD	0	1 640	0	93 658
87032322	Sedan, with only spark-ignition internal combustion piston engine, of a cylinder capacity > 1,800 cc but ≤ 2,000 cc, CKD	150 664	554 620	1 390 442	5 182 882

https://www.bps.go.id

I.3. IMPOR MENURUT KOMODITI / IMPORT BY HS COMMODITY
*** APRIL/*APRIL 2022* ***

H S	Uraian Komoditi/*Commodity Description*	Berat bersih/*Net weight* (Kg)		Nilai/*Value CIF* (US$)	
		Bulan ini *Current month*	Kumulatif *Cum. Jan. to date*	Bulan ini *Current month*	Kumulatif *Cum. Jan. to date*
87032324	Sedan, with only spark-ignition internal combustion piston engine, of a cylinder capacity > 2,500 cc, CKD	31 085	31 085	437 475	437 475
87032332	Motor cars (incl station wagons and sports cars, not incl vans), of 4WD, with only spark-ignition internal combustion piston engine, of a cylinder capacity > 1,800 cc but ≤ 2,000 cc, CKD	130 469	383 644	1 260 950	3 809 186
87032334	Motor cars (incl station wagons and sports cars, not incl vans), of 4WD, with only spark-ignition internal combustion piston engine, of a cylinder capacity > 2,500 cc, CKD	150 820	444 684	1 676 010	4 916 956
87032335	Motor cars (incl station wagons and sports cars, not incl vans), not 4WD, with only spark-ignition internal combustion piston engine, of a cylinder capacity > 1,500 cc but ≤ 2,000 cc; CKD	63 607	306 763	577 841	3 283 739
87032336	Motor cars (incl station wagons and sports cars, not incl vans), not 4WD, with only spark-ignition internal combustion piston engine, of a cylinder capacity > 2,000 cc; CKD	140 829	173 934	1 785 796	2 226 162
87032355	Sedan, with only spark-ignition internal combustion piston engine, of a cylinder capacity > 1,500 cc but ≤ 1,800 cc; not CKD	19 533	175 542	243 861	2 169 340
87032356	Sedan, with only spark-ignition internal combustion piston engine, of a cylinder capacity > 1,800 cc but ≤ 2,000 cc; not CKD	23 369	123 890	391 972	2 516 632
87032357	Sedan, with only spark-ignition internal combustion piston engine, of a cylinder capacity > 2,000 cc but ≤ 2,500 cc; not CKD	49 982	376 407	778 482	5 948 931
87032358	Sedan, with only spark-ignition internal combustion piston engine, of a cylinder capacity > 2,500 cc; not CKD	38 103	152 794	2 298 197	5 394 170
87032361	Motor cars (incl station wagons and sports cars, not incl vans), of 4WD , with only spark-ignition internal combustion piston engine, of a cylinder capacity > 1,500 cc but ≤ 1,800 cc; not CKD	11 740	53 779	267 068	1 228 530
87032362	Motor cars (incl station wagons and sports cars, not incl vans), of 4WD, with only spark-ignition internal combustion piston engine, of a cylinder capacity > 1,800 cc but ≤ 2,000 cc; not CKD	144 573	309 186	2 927 169	6 788 247
87032363	Motor cars (incl station wagons and sports cars, not incl vans), of 4WD, with only spark-ignition internal combustion piston engine, of a cylinder capacity > 2,000 cc but ≤ 2,500 cc; not CKD	38 208	60 828	590 025	1 011 046
87032364	Motor cars (incl station wagons and sports cars, not incl vans), of 4WD, with only spark-ignition internal combustion piston engine, of a cylinder capacity > 2,500 cc; not CKD	110 490	237 791	2 811 628	6 394 999
87032365	Motor cars (incl station wagons and sports cars, not incl vans), not 4 WD, with only spark-ignition internal combustion piston engine, of a cylinder capacity > 1,500 cc but ≤ 1,800 cc; not CKD	28 177	180 474	418 266	2 786 573
87032366	Motor cars (incl station wagons and sports cars, not incl vans), not 4 WD, with only spark-ignition internal combustion piston engine, of a cylinder capacity > 1,800 cc but ≤ 2,000 cc; not CKD	269 759	920 265	4 535 238	17 432 113
87032367	Motor cars (incl station wagons and sports cars, not incl vans), not 4 WD, with only spark-ignition internal combustion piston engine, of a cylinder capacity > 2,000 cc but ≤ 2,500 cc; not CKD	608 741	1 045 692	7 275 213	13 124 020
87032372	Vans, with only spark-ignition internal combustion piston engine, of a cylinder capacity > 1,800 cc but ≤ 2,000 cc; not CKD	190 335	1 464 668	2 233 324	17 113 590
87032373	Vans, with only spark-ignition internal combustion piston engine, of a cylinder capacity > 2,000 cc but ≤ 2,500 cc; not CKD	1 300 538	2 330 472	23 553 897	41 749 367
87032374	Vans , with only spark-ignition internal combustion piston engine, Of a cylinder capacity > 2,500 cc , not CKD	0	2 071	0	102 695
87032445	Sedan, of 4 WD, with only spark-ignition internal combustion piston engine, of a cylinder capacity > 3,000 cc; CKD	0	5 280	0	431 102
87032449	Sedan, not of 4 WD, with only spark-ignition internal combustion piston engine, of a cylinder capacity > 3,000 cc; CKD	54 725	196 696	3 232 989	10 897 109
87032451	Motor cars (including station wagons and sports cars, but not including vans), of 4 WD, with only spark-ignition internal combustion piston engine, cylinder capacity >3,000 cc; CKD	59 087	180 871	1 976 153	5 917 038
87032459	Motor cars (including station wagons and sports cars, but not including vans), of not 4 WD, with only spark-ignition internal combustion piston engine, cylinder capacity >3,000 cc; CKD	4 475	80 473	234 411	2 396 697
87032461	Vans, of 4 WD, with only spark-ignition internal combustion piston engine, of a cylinder capacity > 3,000 cc; CKD	2 650	4 422	79 250	158 500

https://www.bps.go.id

I.3. IMPOR MENURUT KOMODITI / IMPORT BY HS COMMODITY
***** APRIL/*APRIL 2022* *****

H S	Uraian Komoditi/*Commodity Description*	Berat bersih/*Net weight* (Kg)		Nilai/*Value CIF* (US$)	
		Bulan ini *Current month*	Kumulatif *Cum. Jan. to date*	Bulan ini *Current month*	Kumulatif *Cum. Jan. to date*
87032469	Vans, not of 4 WD, with only spark-ignition internal combustion piston engine, of a cylinder capacity > 3,000 cc; CKD	116 370	262 292	2 576 769	5 995 636
87033199	Vans, with only compression-ignition internal combustion piston engine (diesel or semi-diesel), of a cylinder capacity ≤ 1,500 cc; not CKD	0	27 553	0	357 480
87033236	Motor cars (including station wagons and sports cars, but not including vans), of not 4 WD, with only engine (diesel or semi-diesel), cylinder capacity >2,000 cc; CKD	75 207	1 028 557	1 005 448	9 744 323
87033272	Motor cars (including station wagons and sports cars, but not including vans), of 4 WD, with only engine (diesel or semi-diesel), cylinder capacity > 1,800 cc but ≤ 2,000 cc; not CKD	23 626	174 001	267 030	1 682 430
87033273	Motor cars (including station wagons and sports cars, but not including vans), of 4 WD, with only engine (diesel or semi-diesel),cylinder capacity >2,000 cc; not CKD	0	175 104	0	2 870 034
87033276	Motor cars (incl station wagons and sports cars, but not incl vans), of not 4-WD, with only engine (diesel or semi-diesel), of a cylinder capacity > 2,000 cc; not CKD	878 374	2 437 865	15 082 404	40 509 553
87033362	Sedan, with only engine (diesel or semi-diesel), of a cylinder capacity > 3,000 cc; not CKD	5 292	5 292	117 596	117 596
87033371	Motor cars (incl station wagons and sports cars, but not incl vans), of 4 WD, with only engine (diesel or semi-diesel), of a cylinder capacity > 2,500 cc but ≤ 3,000 cc; not CKD	0	7 489	0	147 912
87033372	Motor cars (incl station wagons and sports cars, but not incl vans), of 4 WD, with only engine (diesel or semi-diesel), of a cylinder capacity > 3,000 cc; not CKD	61 101	304 873	1 463 210	7 198 640
87033390	Vans, with only engine (diesel or semi-diesel), of a cylinder capacity > 2,500 cc; not CKD	2 570	2 570	16 223	16 223
87034032	All-Terrain Vehicles (ATV), of a cylinder capacity ≤ 1,000 cc, hybrid with spark-ignition engine and electric motor for propulsion, not capable charged by plugg to external source of electric; not CKD	0	7 794	0	50 954
87034063	Sedan, of a cylinder capacity > 1,500 cc but ≤ 1,800 cc, hybrid with spark-ignition engine and electric motor for propulsion, not capable charged by plugg to external source of electric; not CKD	18 406	100 609	232 774	1 264 111
87034065	Sedan, of a cylinder capacity > 2,000 cc but ≤ 2,500 cc, hybrid with spark-ignition engine and electric motor for propulsion, not capable charged by plugg to external source of electric; not CKD	45 624	378 834	861 676	6 859 676
87034066	Sedan, of a cylinder capacity > 2,500 cc but ≤ 3,000 cc, hybrid with spark-ignition engine and electric motor for propulsion, not capable charged by plugg to external source of electric; not CKD	7 210	7 210	277 014	277 014
87034068	Sedan, of a cylinder capacity > 3,000 cc, not of 4 WD, hybrid with spark-ignition engine and electric motor for propulsion, not capable charged by plugg to external source of electric; not CKD	0	3 367	0	91 373
87034076	Motor car (incl station wagon&sports car,excl van),4 WD,cylinder capacity >2,500cc but ≤3,000cc,hybrid spark-ignition engine&elect motor for prop,not capable charge by plugg to ext source;not CKD	5 315	5 315	168 437	168 437
87034083	Motor cars (incl station wagon&sports car,excl van),not 4 WD,cylinder capacity>1,500cc but ≤1,800cc,hybrid spark-ignition engine&elect motor for prop,not capable charge by plugg to ext source;not CKD	75 781	552 019	1 003 915	7 250 545
87038011	Go-karts; with only electric motor for propulsion; CKD	0	40	0	84
87038018	Station wagons & sports cars; with only electric motor for propulsion; CKD	476 554	771 796	9 071 586	14 689 264
87038091	Go-karts; with only electric motor for propulsion; not CKD	6 561	7 562	8 845	9 971
87038097	Sedan; with only electric motor for propulsion; not CKD	37 701	135 912	1 145 152	2 853 825
87038098	Station wagons & sports cars; with only electric motor for propulsion; not CKD	4 974	182 064	110 730	3 427 650
87038099	Vans, not for prison; with only electric motor for propulsion; not CKD	0	3 022	0	3 090
87039019	Vans, not for prison; not spark or compression-ignition internal combustion piston engine; not electric motor; CKD	0	95	0	238

https://www.bps.go.id

I.3. IMPOR MENURUT KOMODITI / IMPORT BY HS COMMODITY
*** APRIL/*APRIL 2022* ***

H S	Uraian Komoditi/*Commodity Description*	Berat bersih/*Net weight* (Kg)		Nilai/*Value CIF* (US$)	
		Bulan ini *Current month*	Kumulatif *Cum. Jan. to date*	Bulan ini *Current month*	Kumulatif *Cum. Jan. to date*
87039099	Vans, not for prison; not spark or compression-ignition internal combustion piston engine; not electric motor; not CKD	0	5 135	0	205 808
87041013	Motor vehicles for the transport of goods; dumpers designed for off-highway use; g.v.w .≤ 5 t; CKD	6 862	60 192	33 017	272 896
87041014	Motor vehicles for the transport of goods; dumpers designed for off-highway use; g.v.w. > 5 t & ≤ 10 t; CKD	205	205	13 011	13 011
87041016	Motor vehicles for the transport of goods; dumpers designed for off-highway use; g.v.w. > 20 t & ≤ 24 t; CKD	0	297 872	0	1 302 258
87041017	Motor vehicles for the transport of goods; dumpers designed for off-highway use; g.v.w. > 24 t & ≤ 45 t; CKD	0	29 300	0	50 987
87041018	Motor vehicles for the transport of goods; dumpers designed for off-highway use; g.v.w. > 45 t; CKD	0	132 100	0	2 051 420
87041031	Motor vehicles for the transport of goods; dumpers designed for off-highway use; g.v.w .≤ 5 t; not CKD	9 560	54 506	60 957	234 804
87041032	Motor vehicles for the transport of goods; dumpers designed for off-highway use; g.v.w. > 5 t & ≤ 10 t; not CKD	31 985	31 985	265 398	265 398
87041035	Motor vehicles for the transport of goods; dumpers designed for off-highway use; g.v.w. > 24 t & ≤ 38 t; not CKD	332 000	332 000	1 508 060	1 508 060
87041036	Motor vehicles for the transport of goods; dumpers designed for off-highway use; g.v.w. > 38 t & ≤ 45 t; not CKD	0	745 682	0	8 966 332
87041037	Motor vehicles for the transport of goods; dumpers designed for off-highway use; g.v.w. > 45 t; not CKD	7 381 044	29 753 044	78 568 763	304 740 700
87042119	Motor vehicles other than refrigerated lorries, pick-up trucks & three-wheeled vehicles; for the transport of goods, with only diesel or semi-diesel engine; g.v.w .≤ 5 t; CKD	0	2 769	0	11 000
87042126	Pick-up trucks; for the transport of goods, with only diesel or semi-diesel engine; g.v.w .≤ 5 t; not CKD	1 503 293	1 503 293	12 271 206	12 271 206
87042129	Motor vehicles other than refrigerate, garbage collect, tanker, armoured, hooklift, pick-up, 3-wheeled; for the transport of goods, with only diesel or semi-diesel engine; g.v.w .≤ 5 t; not CKD	3 172 117	18 642 729	24 667 126	146 666 826
87042223	Tanker vehicles; bulk-cement lorries (trucks); for the transport of goods, with only diesel or semi-diesel engine; g.v.w. > 5 t & ≤ 6 t; not CKD	560	560	24 984	24 984
87042229	Motor vehicles other than refrigerate, garbage collect, tanker, armoured, hooklift; for the transport of goods, with only diesel or semi-diesel engine; g.v.w. > 5 t & ≤ 6 t; not CKD	15 420	15 420	186 576	186 576
87042239	Motor vehicles other than refrigerated lorries (trucks); for the transport of goods, with only diesel or semi-diesel engine; g.v.w. > 6 t & ≤ 20 t; CKD	45 529	157 553	550 816	1 863 098
87042242	Refuse/garbage collection vehicles having a refuse compressing device; for the transport of goods, with only diesel or semi-diesel engine; g.v.w. > 6 t & ≤ 20 t; not CKD	0	10 721	0	39 596
87042251	Motor vehicles other than refrigerate, garbage collect, tanker, armoured, hooklift; for the transport of goods, with only diesel or semi-diesel engine; g.v.w. > 6 t & ≤ 10 t; not CKD	116 360	633 200	544 184	2 953 872
87042259	Motor vehicles other than refrigerate, garbage collect, tanker, armoured, hooklift; for the transport of goods, with only diesel or semi-diesel engine; g.v.w. > 10 t & ≤ 20 t; not CKD	0	496 200	0	2 165 430
87042319	Motor vehicles other than refrigerated lorries (trucks); for the transport of goods, with only diesel or semi-diesel engine; g.v.w. > 20 t & ≤ 24 t; CKD	24 090	122 090	100 200	730 890
87042323	Tanker vehicles; bulk-cement lorries (trucks); for the transport of goods, with only diesel or semi-diesel engine; g.v.w. > 20 t & ≤ 24 t; not CKD	0	10 500	0	56 641
87042359	Motor vehicles other than refrigerated lorries (trucks); for the transport of goods, with only diesel or semi-diesel engine; g.v.w. > 24 t & ≤ 45 t; CKD	17 102	17 102	73 676	73 676
87042363	Tanker vehicles; bulk-cement lorries (trucks); for the transport of goods, with only diesel or semi-diesel engine; g.v.w. > 24 t & ≤ 45 t; not CKD	0	12 790	0	52 707
87042366	Dumpers; for the transport of goods, with only diesel or semi-diesel engine; g.v.w. > 24 t & ≤ 45 t; not CKD	1 712 918	13 619 858	5 875 880	43 368 639

https://www.bps.go.id

I.3. IMPOR MENURUT KOMODITI / IMPORT BY HS COMMODITY
***** APRIL/*APRIL 2022* *****

H S	Uraian Komoditi/*Commodity Description*	Berat bersih/*Net weight* (Kg)		Nilai/*Value CIF* (US$)	
		Bulan ini *Current month*	Kumulatif *Cum. Jan. to date*	Bulan ini *Current month*	Kumulatif *Cum. Jan. to date*
87042369	Motor vehicles other than refrigerate, garbage collect, tanker, armoured, hooklift, dumpers; for the transport of goods, with only diesel or semi-diesel engine; g.v.w. > 24 t & ≤ 45 t; not CKD	972 647	22 567 873	7 651 809	106 405 457
87042386	Dumpers; for the transport of goods, with only diesel or semi-diesel engine; g.v.w. > 45 t; not CKD	1 267 720	12 060 643	4 656 836	40 384 233
87042389	Motor vehicles other than refrigerate, garbage collect, armoured, hooklift, dumpers; for the transport of goods, with only diesel or semi-diesel engine; g.v.w. > 45 t; not CKD	22 440	3 089 566	102 780	22 139 577
87043126	Pick-up trucks; for the transport of goods, with only spark-ignition engine; g.v.w. ≤ 5 t; not CKD	109 733	109 733	857 515	857 515
87043129	Motor vehicles other than refrigerate, garbage collect, tanker, armoured, hooklift, pick-up, 3-wheeled; for the transport of goods, with only spark-ignition engine; g.v.w. ≤ 5 t; not CKD	0	696 330	0	5 608 767
87043249	Motor vehicles other than refrigerate, garbage collect, tanker, armoured, hooklift; for the transport of goods, with only spark-ignition engine; g.v.w. > 10 t & ≤ 20 t; not CKD	0	9 300	0	41 000
87043286	Dumpers; for the transport of goods, with only spark-ignition engine; g.v.w. > 24 t & ≤ 45 t; not CKD	0	10 040	0	7 766
87043298	Dumpers; for the transport of goods, with only spark-ignition engine; g.v.w. > 45 t; not CKD	0	58	0	5 747
87049010	Motor vehicles for the transport of goods; not spark or compression-ignition internal combustion piston engine; not electric motor; CKD	0	18 675	0	85 200
87049091	Motor vehicles for the transport of goods; not spark or compression-ignition internal combustion piston engine; not electric motor; g.v.w. ≤ 5 t; not CKD	18 465	18 465	81 175	81 175
87051000	Crane lorries	5 289 371	10 128 875	18 953 581	37 777 937
87053000	Fire fighting vehicles	8 100	356 515	42 105	3 646 234
87054000	Concrete-mixer lorries	440 889	890 596	1 875 157	3 607 510
87059050	Street cleaning vehicles; cesspool emptiers; mobile clinics; spraying lorries of all kinds	23 851	125 267	170 677	791 218
87059090	Special purpose motor vehicles; not elsewhere classified of heading 8705	220 106	909 524	2 438 264	6 488 176
87060011	Chassis fitted with engines; for vehicles of heading 8701; for agricultural tractors	12	12	638	638
87060019	Chassis fitted with engines; for vehicles of heading 8701; other than for agricultural tractors	0	137	0	5 337
87060022	Chassis fitted with engines; for vehicles of heading 8702; for motor cars including coaches, buses, minibuses or vans; g.v.w. ≤ 24 t	140 747	312 463	689 458	1 534 791
87060023	Chassis fitted with engines; for vehicles of heading 8702; for motor cars including coaches, buses, minibuses or vans; g.v.w. > 24 t	0	255 840	0	1 399 884
87060031	Chassis fitted with engines; for vehicles of heading 8703; for go-karts and golf cars (including golf buggies) and similar vehicles	0	270	0	362
87060039	Chassis fitted with engines; for vehicles of heading 8703; other than for go-karts, golf cars, ambulances, station wagons, sports cars, snow vehicles	0	2 049	0	2 756
87060050	Chassis fitted with engines; for vehicles of heading 8705	1 660	4 560	21 431	53 645
87071090	Bodies (including cabs); for the vehicles of heading 8703; other than for go-karts, golf cars, ambulances, snow vehicles	4 769	8 172	30 169	62 709
87079011	Bodies (including cabs); for vehicles of heading 8701; driver's cabin for vehicles of subheading 870120	39	11 201	329	169 111
87079019	Bodies (including cabs); for vehicles of heading 8701; other than driver's cabin for vehicles of subheading 870120	12	576	615	5 285
87079030	Bodies (including cabs); for vehicles of heading 8705	8 281	13 738	44 473	84 656
87079040	Bodies (including cabs); for vehicles of heading 8704; Driver's cabin for dumpers designed for off-highway use	69 927	194 451	731 872	2 122 495
87079090	Bodies (including cabs); for vehicles of heading 8704; other than driver's cabin for vehicles of subheading 870120	21 321	39 345	172 660	428 166
87081010	Bumpers and parts thereof; for vehicles of heading 8701	1 909	16 208	11 364	107 036
87081090	Bumpers and parts thereof; other than for vehicles of heading 8701	370 438	1 659 051	2 552 347	12 077 257
87082100	Safety seat belts; for vehicles of headings 8701 to 8705	96 566	473 707	1 083 178	5 168 097

https://www.bps.go.id

I.3. IMPOR MENURUT KOMODITI / IMPORT BY HS COMMODITY
***** APRIL/*APRIL 2022* *****

H S	Uraian Komoditi/*Commodity Description*	Berat bersih/*Net weight* (Kg)		Nilai/*Value CIF* (US$)	
		Bulan ini *Current month*	Kumulatif *Cum. Jan. to date*	Bulan ini *Current month*	Kumulatif *Cum. Jan. to date*
87082210	Front windscreens (windshields), rear windows and other windows specified in subheading note 1 to this chapter; for vehicles of heading 8701	88	88	1 051	1 051
87082220	Front windscreens (windshields), rear windows and other windows specified in subheading note 1 to this chapter; for vehicles of heading 8703	26 091	26 091	396 992	396 992
87082230	Front windscreens (windshields), rear windows and other windows specified in subheading note 1 to this chapter; for vehicles of heading 8702, 8704 or 8705	2 861	2 861	58 141	58 141
87082911	Components of door trim assemblies; for vehicles of heading 8701	226	2 507	4 075	44 047
87082915	Components of door trim assemblies; door armrests for vehicles of heading 8703	714	4 917	16 145	71 310
87082916	Components of door trim assemblies; other than door armrests for vehicles of heading 8703	270 076	949 186	2 771 404	10 422 259
87082917	Components of door trim assemblies; for vehicles of subheading 870410	8 954	10 180	23 117	65 777
87082918	Components of door trim assemblies; for vehicles of heading 8702 or other vehicles of heading 8704	3 334	20 146	26 992	179 033
87082919	Components of door trim assemblies; for vehicles of heading 8705	314 870	1 926 004	2 803 223	15 317 117
87082920	Parts of safety seat belts; for vehicles of headings 8701 to 8705	306 796	1 441 774	3 010 622	14 252 182
87082992	Other than components of door trim assemblies & parts of safety seat belts; for vehicles of heading 8701	2 594	19 138	26 272	142 632
87082993	Interior trim fittings; mudguards; for vehicles of heading 8703	270 856	1 275 680	2 786 560	12 356 504
87082994	Hood rods; for vehicles of heading 8703	694	3 662	7 886	27 854
87082995	Other than components of door trim assemblies & parts of safety seat belts; other than Interior trim fittings, mudguards, hood rods; for vehicles of heading 8703	616 870	4 548 430	7 696 823	45 355 369
87082996	Interior trim fittings; mudguards; for vehicles of heading 8702 or 8704	4 670	18 869	77 496	260 812
87082997	Hood rods; for vehicles of heading 8702 or 8704	14	186	86	791
87082998	Other than components of door trim assemblies & parts of safety seat belts; other than Interior trim fittings, mudguards, hood rods; for vehicles of heading 8702 or 8704	69 935	259 691	562 728	1 799 292
87082999	Other than components of door trim assemblies & parts of safety seat belts; for vehicles of heading 8705	560 487	2 607 730	5 119 491	23 937 952
87083010	Brakes and servo-brakes, parts thereof; for vehicles of heading 8701	136 845	355 879	503 148	1 681 205
87083021	Brake drums, brake discs or brake pipes; for vehicles of heading 8703	429 106	1 707 170	2 917 782	12 452 849
87083029	Brakes and servo-brakes, parts thereof; other than brake drums, brake discs or brake pipes; for vehicles of heading 8703	918 085	4 075 814	12 167 504	59 091 694
87083030	Brake drums, brake discs or brake pipes for vehicles of heading 8702 or 8704	99 101	528 258	1 432 996	5 200 289
87083090	Brakes and servo-brakes, parts thereof; other than brake drums, brake discs or brake pipes; for vehicles of heading 8705	775 921	3 474 611	8 569 947	41 177 317
87084011	Gear boxes, unassembled; for vehicles of heading 8703	48 796	265 641	525 554	3 063 627
87084013	Gear boxes, unassembled; for vehicles of heading 8704 or 8705	190 139	480 488	2 128 903	6 268 414
87084014	Gear boxes, unassembled; for vehicles of heading 8701	868	8 757	25 575	128 810
87084019	Gear boxes, unassembled; for vehicles of heading 8702	26 897	93 519	715 366	2 851 812
87084025	Gear boxes, assembled; for vehicles of heading 8701	1 506	2 606	21 407	59 625
87084026	Gear boxes, assembled; for vehicles of heading 8703	3 101 521	14 425 049	47 866 214	223 212 620
87084027	Gear boxes, assembled; for vehicles of heading 8704 or 8705	256 336	820 722	5 154 325	16 012 417
87084029	Gear boxes, assembled; for vehicles of heading 8702	732 655	2 348 404	4 042 412	17 204 544
87084091	Parts of gear boxes; for vehicles of heading 8701	5 867	12 810	39 780	136 705
87084092	Parts of gear boxes; for vehicles of heading 8703	514 874	2 782 455	8 143 278	48 397 588
87084099	Parts of gear boxes; for vehicles; other than of heading 8701 and 8703	588 888	3 009 012	4 954 350	23 814 996
87085011	Drive-axles with differential, whether or not provided with other transmission components, and non-driving axles; unassembled; for vehicles of heading 8703	473 936	2 451 993	3 192 406	16 216 298
87085013	Drive-axles with differential, whether or not provided with other transmission components, and non-driving axles; unassembled; for vehicles of heading 8704 or 8705	49 932	302 296	813 951	3 064 182

https://www.bps.go.id

I.3. IMPOR MENURUT KOMODITI / IMPORT BY HS COMMODITY
***** APRIL/*APRIL 2022* *****

H S	Uraian Komoditi/*Commodity Description*	Berat bersih/*Net weight* (Kg)		Nilai/*Value CIF* (US$)	
		Bulan ini *Current month*	Kumulatif *Cum. Jan. to date*	Bulan ini *Current month*	Kumulatif *Cum. Jan. to date*
87085015	Drive-axles with differential, whether or not provided with other transmission components, and non-driving axles; unassembled; for vehicles of heading 8701	4 554	37 302	57 246	157 772
87085019	Drive-axles with differential, whether or not provided with other transmission components, and non-driving axles; unassembled; for vehicles of heading 8702	107 693	620 816	647 040	3 087 986
87085025	Drive-axles with differential, whether or not provided with other transmission components, and non-driving axles; assembled; for vehicles of heading 8701	2 070	20 223	54 332	567 066
87085026	Drive-axles with differential, whether or not provided with other transmission components, and non-driving axles; assembled; for vehicles of heading 8703	852 303	4 880 502	14 121 561	71 687 096
87085027	Drive-axles with differential, whether or not provided with other transmission components, and non-driving axles; assembled; for vehicles of heading 8704 or 8705	212 500	790 399	2 208 924	8 185 181
87085029	Drive-axles with differential, whether or not provided with other transmission components, and non-driving axles; assembled; for vehicles of heading 8702	98 587	352 979	566 051	2 207 605
87085091	Crown wheels and pinions; for vehicles of heading 8701	12 829	82 537	59 627	358 969
87085092	Parts of drive-axles with differential, whether or not provided with other transmission components, and non-driving axles; for vehicles of heading 8701	438 106	2 239 823	1 337 333	5 808 522
87085094	Crown wheels and pinions; for vehicles of heading 8703	154 088	564 113	1 681 328	7 045 433
87085095	Parts of drive-axles with differential, whether or not provided with other transmission components, and non-driving axles; for vehicles of heading 8703	688 594	3 009 083	6 256 215	28 913 417
87085096	Crown wheels and pinions; for vehicles; other than of heading 8701 and 8703	98 179	327 485	912 944	3 559 538
87085099	Parts of drive-axles with differential, whether or not provided with other transmission components, and non-driving axles; for vehicles; other than of heading 8701 and 8703	1 485 165	5 795 318	10 650 522	41 131 409
87087015	Hub-caps; for vehicles of heading 8701	644	3 648	11 360	46 281
87087016	Hub-caps; for vehicles of heading 8703	10 760	100 833	201 881	1 378 504
87087017	Hub-caps; for vehicles of subheading 870410	7 895	18 616	74 049	139 657
87087018	Hub-caps; for vehicles of heading 8702 or 8704; other than of subheading 870410	209 819	1 207 967	297 567	1 733 362
87087019	Hub-caps; for vehicles of heading 8705	735 480	2 149 067	732 635	2 813 381
87087021	Wheels fitted with tyres; for vehicles of heading 8701	0	668	0	1 898
87087022	Wheels fitted with tyres; for vehicles of heading 8703	0	264	0	3 971
87087029	Wheels fitted with tyres; for vehicles of heading 8705	0	543	0	6 533
87087031	Wheels not fitted with tyres; for vehicles of heading 8701	52	229	999	5 625
87087032	Wheels not fitted with tyres; for vehicles of heading 8703	1 108 908	4 072 834	5 383 986	19 376 045
87087033	Wheels not fitted with tyres; for dumpers designed for off-highway use with g.v.w. > 45 t	142 114	574 700	582 957	1 793 592
87087034	Wheels not fitted with tyres; for vehicles of heading 8702 or other vehicles of heading 8704	354 161	1 773 385	488 750	2 520 753
87087039	Wheels not fitted with tyres; for vehicles of heading 8705; or dumpers designed for off-highway use with g.v.w. ≤ 45 t	206 555	832 363	429 190	1 389 735
87087095	Parts and accessories of the road wheels; other than hub-cups, wheels, tyres; for vehicles of heading 8701	1 975	16 576	39 336	250 434
87087096	Parts and accessories of the road wheels; other than hub-cups, wheels, tyres; for vehicles of heading 8702 or 8704	91 653	496 401	255 625	1 339 094
87087097	Parts and accessories of the road wheels; other than hub-cups, wheels, tyres; for vehicles of heading 8703	87 029	355 053	775 156	3 192 903
87087099	Parts and accessories of the road wheels; other than hub-cups, wheels, tyres; for vehicles of heading 8705	226 658	1 743 996	646 947	3 677 692
87088015	Suspension systems; for vehicles of heading 8701	283	21 353	7 782	192 852
87088016	Suspension systems; for vehicles of heading 8703	345 462	1 711 453	2 239 102	11 628 779
87088017	Suspension systems; for vehicles of subheading 870410 or heading 8705	1 801	33 434	34 281	393 098
87088019	Suspension systems; for vehicles of heading 8702 or 8704 (excluding subheading 870410)	168 054	643 771	920 927	3 566 696
87088091	Parts of suspension systems; for vehicles of heading 8701	2 518	24 083	63 743	403 768

https://www.bps.go.id

I.3. IMPOR MENURUT KOMODITI / IMPORT BY HS COMMODITY
***** APRIL/*APRIL 2022* *****

H S	Uraian Komoditi/*Commodity Description*	Berat bersih/*Net weight* (Kg)		Nilai/*Value CIF* (US$)	
		Bulan ini *Current month*	Kumulatif *Cum. Jan. to date*	Bulan ini *Current month*	Kumulatif *Cum. Jan. to date*
87088092	Parts of suspension systems; for vehicles of heading 8703	366 878	1 713 136	2 371 157	12 066 578
87088099	Parts of suspension systems; for vehicles; other than of heading 8701 and 8703	607 818	2 509 798	4 918 469	18 043 639
87089115	Radiators; for vehicles of heading 8701	2 179	13 826	42 664	157 663
87089116	Radiators; for vehicles of heading 8703	90 089	269 051	612 929	2 259 870
87089117	Radiators; for vehicles of subheading 870410	52 267	191 644	655 355	2 716 786
87089118	Radiators; for vehicles of heading 8702 or 8704 (excluding subheading 870410)	21 692	63 441	214 731	588 398
87089119	Radiators; for vehicles of heading 8705	47 389	266 326	700 121	3 217 510
87089191	Parts of radiators; for vehicles of heading 8701	820	1 332	13 137	22 327
87089193	Drain plugs of radiators; for vehicles of heading 8703	3 307	49 029	80 200	492 408
87089194	Drain plugs of radiators; for vehicles of heading 8702 or 8704 (excluding subheading 870410)	89 450	372 859	1 633 708	6 565 584
87089195	Parts of radiators; for vehicles of heading 8703	36 222	176 264	589 391	2 659 706
87089199	Parts of radiators; for vehicles of heading 8705 and subheading 870410	99 466	455 526	1 119 501	5 573 895
87089210	Silencers (mufflers) and exhaust pipes and parts thereof; for vehicles of heading 8701	677	1 601	12 970	41 184
87089220	Silencers (mufflers) and exhaust pipes and parts thereof; for vehicles of heading 8703	213 890	810 338	2 576 659	10 234 199
87089251	Silencers (mufflers) and exhaust pipes; for vehicles of subheading 870410	68 551	132 176	1 399 117	2 688 192
87089252	Parts of silencers (mufflers) and exhaust pipes; for vehicles of subheading 870410	8 710	31 001	155 265	670 106
87089261	Silencers (mufflers) and exhaust pipes; for vehicles of heading 8702 or vehicles of heading 8704 (excluding vehicles of subheading 870410)	3 277	47 218	111 900	422 764
87089262	Parts of silencers (mufflers) and exhaust pipes; for vehicles of heading 8702 or vehicles of heading 8704 (excluding vehicles of subheading 870410)	2 437	21 188	59 077	368 095
87089290	Silencers (mufflers) and exhaust pipes and parts thereof; for vehicles of heading 8705	67 781	338 996	764 267	3 363 124
87089350	Clutches and parts thereof; for vehicles of heading 8701	13 704	87 222	76 472	411 984
87089360	Clutches and parts thereof; for vehicles of heading 8703	471 427	2 079 265	3 720 101	17 184 947
87089370	Clutches and parts thereof; for vehicles of heading 8704 or 8705	98 005	427 962	860 491	4 262 700
87089390	Clutches and parts thereof; for vehicles of heading 8702	358 913	1 484 491	2 558 996	10 029 897
87089411	Steering wheels with airbag assemblies; for vehicles of heading 8701	1 084	107 313	13 415	732 547
87089419	Steering wheels with airbag assemblies; for vehicles of heading 8702 to 8705	235 717	490 686	960 825	2 320 269
87089494	Steering columns and steering boxes and parts thereof; for vehicles of heading 8701	3 975	11 266	57 166	285 022
87089495	Steering columns and steering boxes and parts thereof; for vehicles of heading 8703	604 620	3 242 693	7 797 234	39 901 912
87089499	Steering columns and steering boxes and parts thereof; for vehicles of heading 8702, 8704, and 8705	707 443	3 642 511	7 729 599	38 091 744
87089510	Safety airbags with inflater system; for vehicles of heading 8701 to 8705	215 776	945 155	4 792 341	20 334 882
87089590	Parts of safety airbags with inflater system; for vehicles of heading 8701 to 8705	207 046	903 780	4 117 110	18 055 664
87089911	Unassembled fuel tanks, engine brackets; for vehicles of heading 8701	4 863	34 467	52 234	498 065
87089919	Parts and accessories of the motor vehicles of heading 8701, not elsewhere classified in heading 8708	858 103	3 495 439	8 975 230	37 560 504
87089921	Fuel tanks; for vehicles of heading 8702, 8703 or 8704	60 877	258 302	841 512	2 960 339
87089924	Lower half of the fuel tank, fuel caps, filler pipes, filler hose assembly, fuel tank bands; for vehicles of heading 8702, 8703 or 8704	11 286	94 615	329 467	1 268 249
87089925	Part of fuel tanks other than lower half of the fuel tank, fuel caps, filler pipes, filler hose assembly, and fuel tank bands; for vehicles of heading 8702, 8703 or 8704	48 164	226 482	447 449	1 834 733

https://www.bps.go.id

I.3. IMPOR MENURUT KOMODITI / IMPORT BY HS COMMODITY
*** APRIL/*APRIL 2022* ***

H S	Uraian Komoditi/*Commodity Description*	Berat bersih/*Net weight* (Kg)		Nilai/*Value CIF* (US$)	
		Bulan ini *Current month*	Kumulatif *Cum. Jan. to date*	Bulan ini *Current month*	Kumulatif *Cum. Jan. to date*
87089930	Accelerator, brake or clutch pedals; for vehicles of heading 8702, 8703 or 8704	22 430	212 770	677 256	4 049 582
87089940	Battery carriers or trays and brackets therefor; for vehicles of heading 8702, 8703 or 8704	8 447	28 782	38 864	151 367
87089950	Radiator shrouds; for vehicles of heading 8702, 8703 or 8704	292	3 892	5 808	39 375
87089961	Chassis frames or parts thereof; for vehicles of heading 8702	7 929	18 127	39 557	125 351
87089962	Chassis frames or parts thereof; for vehicles of heading 8703	75 456	481 069	823 652	4 149 537
87089963	Chassis frames or parts thereof; for vehicles of heading 8704	118 891	479 840	556 200	1 568 776
87089970	Engine brackets; for vehicles of heading 8702, 8703 or 8704	127 124	405 928	1 076 713	3 726 009
87089980	Parts and accessories of the vehicles of heading 8702, 8703 or 8704, not elsewhere classified in heading 8708	1 961 337	10 914 577	28 641 104	144 338 298
87089991	Unassembled fuel tanks, engine brackets; for vehicles of heading 8705	28 374	102 728	558 203	2 012 047
87089999	Parts and accessories of the vehicles of heading 8705, not elsewhere classified in heading 8708	3 324 930	13 448 002	19 953 255	83 741 181
87091100	Electrical work trucks (self-propelled, not fitted with lifting/handling equipment, used for short distance transport of goods) and tractors (used on railway station platforms)	317	115 733	1 665	790 529
87091900	Non-electrical work trucks (self-propelled, not fitted with lifting/handling equipment, used for short distance transport of goods) and tractors (used on railway station platforms)	127 162	754 646	150 610	1 544 305
87099000	Parts of work trucks (self-propelled, not fitted with lifting/handling equipment, used for short distance transport of goods) and tractors (used on railway station platforms)	11 669	67 922	43 334	150 833
87100000	Tanks and other armoured fighting vehicles, motorised, whether or not fitted with weapons, and parts of such vehicles	0	299 052	0	20 271 558
87111014	Powered kick scooters, pocket motorcycles; with internal combustion piston engine of a cylinder capacity not exceeding 50 cc; Completely Knocked Down	13 035	24 064	27 521	49 816
87111015	Motorcycles and motor scooters other than powered kick scooters and pocket motorcycles; with internal combustion piston engine of a cylinder capacity not exceeding 50 cc; Completely Knocked Down	18 672	18 737	202 274	203 219
87111019	Cycles (other than bicycles) fitted with an auxiliary motor; with internal combustion piston engine of a cylinder capacity not exceeding 50 cc; Completely Knocked Down	0	212	0	1 906
87111092	Mopeds or motorised bicycles; with internal combustion piston engine of a cylinder capacity not exceeding 50 cc; not Completely Knocked Down	77 669	161 047	82 432	210 792
87111094	Powered kick scooters, pocket motorcycles; with internal combustion piston engine of a cylinder capacity not exceeding 50 cc; not Completely Knocked Down	71 740	213 195	212 972	595 107
87111095	Motorcycles and motor scooters other than powered kick scooters and pocket motorcycles; with internal combustion piston engine of a cylinder capacity not exceeding 50 cc; not Completely Knocked Down	0	1 953	0	6 370
87111099	Cycles (other than bicycles) fitted with an auxiliary motor; with internal combustion piston engine of a cylinder capacity not exceeding 50 cc; not Completely Knocked Down	0	18 908	0	39 005
87112011	Motocross motorcycles; with internal combustion piston engine of a cylinder capacity exceeding 50 cc but not exceeding 250 cc; Completely Knocked Down	0	1 758	0	15 839
87112013	Pocket motorcycles; with internal combustion piston engine of a cylinder capacity exceeding 50 cc but not exceeding 250 cc; Completely Knocked Down	7 186	20 086	41 763	54 663
87112014	Motorcycles (with or without side-cars), including motor scooters, other than motocross motorcycles and pocket motorcycles; of a cylinder capacity exceeding 150 cc but not exceeding 200 cc; CKD	78 969	160 177	272 011	673 477
87112016	Motorcycles (with or without side-cars), including motor scooters, other than motocross motorcycles and pocket motorcycles; of a cylinder capacity exceeding 50 cc but not exceeding 150 cc; CKD	0	64 199	0	400 098

https://www.bps.go.id

I.3. IMPOR MENURUT KOMODITI / IMPORT BY HS COMMODITY
***** APRIL/*APRIL 2022* *****

H S	Uraian Komoditi/*Commodity Description*	Berat bersih/*Net weight* (Kg)		Nilai/*Value CIF* (US$)	
		Bulan ini *Current month*	Kumulatif *Cum. Jan. to date*	Bulan ini *Current month*	Kumulatif *Cum. Jan. to date*
87112019	Cycles (other than bicycles) fitted with an auxiliary motor; with internal combustion piston engine of a cylinder capacity exceeding 50 cc but not exceeding 250 cc; Completely Knocked Down	183	117 421	2 918	287 360
87112091	Motocross motorcycles; with internal combustion piston engine of a cylinder capacity exceeding 50 cc but not exceeding 250 cc; not Completely Knocked Down	15	86 701	52 036	2 241 424
87112092	Mopeds or motorised bicycles; with internal combustion piston engine of a cylinder capacity exceeding 50 cc but not exceeding 250 cc; not Completely Knocked Down	8 891	19 677	12 000	25 842
87112093	Pocket motorcycles; with internal combustion piston engine of a cylinder capacity exceeding 50 cc but not exceeding 250 cc; not Completely Knocked Down	0	5 169	0	13 724
87112094	Motorcycles (with or without side-cars), including motor scooters, other than motocross motorcycles and pocket motorcycles; of a cylinder capacity exceeding 150 cc but not exceeding 200 cc; not CKD	0	1 074	0	30 628
87112095	Motorcycles (with or without side-cars), including motor scooters, other than motocross motorcycles and pocket motorcycles; of a cylinder capacity exceeding 200 cc but not exceeding 250 cc; not CKD	23 044	74 657	367 920	950 072
87112096	Motorcycles (with or without side-cars), including motor scooters, other than motocross motorcycles and pocket motorcycles; of a cylinder capacity exceeding 50 cc but not exceeding 150 cc; not CKD	528 696	2 130 904	8 296 883	32 068 760
87112099	Cycles (other than bicycles) fitted with an auxiliary motor; with internal combustion piston engine of a cylinder capacity exceeding 50 cc but not exceeding 250 cc; not Completely Knocked Down	24 167	36 273	61 340	176 034
87113011	Motocross motorcycles; with internal combustion piston engine of a cylinder capacity exceeding 250 cc but not exceeding 500 cc; Completely Knocked Down	0	4 530	0	40 824
87113019	Motocross motorcycles; with internal combustion piston engine of a cylinder capacity exceeding 250 cc but not exceeding 500 cc; not Completely Knocked Down	12	237	164	1 075
87113090	Motorcycles and cycles fitted with an auxiliary motor, with/without side-cars other than motocross motorcycles; with internal combustion piston engine of 250 cc < cylinder capacity ≤ 500 cc; not CKD	27 942	69 321	355 739	881 316
87114090	Motorcycles and cycles fitted with an auxiliary motor, with/without side-cars other than motocross motorcycles; with internal combustion piston engine of 500 cc < cylinder capacity ≤ 800 cc; not CKD	8 592	36 893	229 205	702 440
87115020	Motorcycles (with or without side-cars); with internal combustion piston engine of a cylinder capacity exceeding 800 cc; Completely Knocked Down	0	591	0	5 328
87115090	Motorcycles (with or without side-cars); with internal combustion piston engine of a cylinder capacity exceeding 800 cc; not Completely Knocked Down	28 011	62 771	1 181 496	2 664 848
87116011	Bicycles; with electric motor for propulsion; Completely Knocked Down	107	9 918	634	27 506
87116012	Kick scooters, self-balancing cycle, pocket motorcycles; with electric motor for propulsion; Completely Knocked Down	177	3 949	270	4 301
87116013	Motorcycles, other than pocket motorcycles; with electric motor for propulsion; Completely Knocked Down	28 639	29 116	193 002	195 922
87116019	Cycles fitted with an auxiliary motor, other than bicycles and self-balancing cycle; with electric motor for propulsion; Completely Knocked Down	1 103	13 541	1 801	42 025
87116092	Kick scooters; self-balancing cycle; pocket motorcycles; with electric motor for propulsion; not Completely Knocked Down	48 998	102 154	40 530	151 823
87116093	Motorcycles, other than pocket motorcycles; with electric motor for propulsion; not Completely Knocked Down	810	13 556	1 491	164 735

https://www.bps.go.id

I.3. IMPOR MENURUT KOMODITI / IMPORT BY HS COMMODITY
***** APRIL/*APRIL 2022* *****

H S	Uraian Komoditi/*Commodity Description*	Berat bersih/*Net weight* (Kg)		Nilai/*Value CIF* (US$)	
		Bulan ini *Current month*	Kumulatif *Cum. Jan. to date*	Bulan ini *Current month*	Kumulatif *Cum. Jan. to date*
87116095	Bicycles, with an auxiliary electric motor exceeding 250 W and with the maximum speed exceeding 25 km/h; not Completely Knocked Down	872	9 337	1 218	18 470
87116099	Cycles fitted with an auxiliary motor other than bicycles and self-balancing cycle; with electric motor for propulsion; not Completely Knocked Down	8 523	30 032	7 191	67 914
87119040	Side-cars	0	94	0	157
87119090	Motorcycles (including mopeds) and cycles fitted with an auxiliary motor, with or without side-cars, not elsewhere classified in heading 8711; not Completely Knocked Down	0	9 043	0	874 525
87120010	Racing bicycles, not motorised	11 510	34 178	489 606	2 134 292
87120020	Bicycles designed to be ridden by children, not motorised	515 880	1 837 176	1 265 766	4 284 222
87120030	Bicycles, not motorised, other than racing bicycles and bicycles designed to be ridden by children	1 367 124	4 406 731	3 340 576	12 310 977
87120090	Cycles (including delivery tricycles), other than bicycles, not motorised	2 593	5 781	311 413	619 251
87131000	Carriages for disabled persons; not mechanically propelled	169 613	483 554	534 332	1 625 773
87139000	Carriages for disabled persons; mechanically propelled	78 697	391 093	381 435	1 612 888
87141010	Saddles; of motorcycles (including mopeds)	23 816	75 110	81 033	255 615
87141020	Spokes and nipples; of motorcycles (including mopeds)	353 299	1 049 392	1 165 026	3 236 085
87141030	Frame and forks including telescopic fork, rear suspension and parts thereof; of motorcycles (including mopeds)	1 229 105	4 462 175	3 459 600	13 272 750
87141040	Gearing, gearbox, clutch and other transmission equipment and parts thereof; of motorcycles (including mopeds)	762 939	4 185 773	3 749 614	17 567 349
87141050	Wheel rims; of motorcycles (including mopeds)	808 092	3 558 413	4 763 667	21 014 123
87141060	Brakes and parts thereof; of motorcycles (including mopeds)	584 642	2 977 712	1 197 371	6 031 550
87141070	Silencers (mufflers) and parts thereof; of motorcycles (including mopeds)	105 618	493 159	1 571 312	9 061 385
87141090	Parts and accessories of motorcycles (including mopeds), not elsewhere classified in heading 8714	5 211 530	23 994 955	22 863 217	105 479 489
87142011	Castors wheels of carriages for disabled persons; with diameter (including tyres) exceeding 75 mm but not exceeding 100 mm, provided that the width of any wheel or tyre fitted thereto ≥ 30 mm	38	359	3 208	4 277
87142012	Castors wheels of carriages for disabled persons; with diameter (including tyres) exceeding 100 mm but not exceeding 250 mm, provided that the width of any wheel or tyre fitted thereto ≥ 30 mm	0	1 527	0	17 400
87142019	Castors wheels of carriages for disabled persons; not elsewhere classified in heading 8714	26	35 572	1 087	50 113
87142090	Parts and accessories of carriages for disabled persons, other than castors wheels	27 076	59 710	62 058	140 684
87149110	Frames and forks, and parts thereof; for bicycles of subheading 87120020	195 348	664 313	425 852	2 071 890
87149191	Parts for forks; for bicycles or other cycles other than those of subheading 87120020	97 601	585 223	832 116	3 864 914
87149199	Frames and forks, and parts thereof, other than parts for forks; for bicycles or other cycles other than those of subheading 87120020	360 770	2 055 695	3 680 928	17 223 848
87149210	Wheel rims and spokes; for bicycles of subheading 87120020	100 019	316 796	201 182	893 720
87149290	Wheel rims and spokes; for bicycles or other cycles other than those of subheading 87120020	241 755	1 375 968	1 241 840	6 468 294
87149310	Hubs, other than coaster braking hubs and hub brakes, and free-wheel sprocket-wheels; for bicycles of subheading 87120020	24 735	122 397	63 877	321 934
87149390	Hubs, other than coaster braking hubs and hub brakes, and free-wheel sprocket-wheels; for bicycles or other cycles other than bicycles of those 87120020	185 763	758 580	1 675 736	7 160 933
87149410	Brakes, including coaster braking hubs and hub brakes, and parts thereof; for bicycles of subheading 87120020	24 894	150 314	205 199	620 569
87149490	Brakes, including coaster braking hubs and hub brakes, and parts thereof; for bicycles or other cycles other than those of subheading 87120020	304 942	1 193 499	2 183 477	10 424 542
87149510	Saddles; for bicycles of subheading 87120020	43 828	175 584	164 005	700 851

https://www.bps.go.id

I.3. IMPOR MENURUT KOMODITI / IMPORT BY HS COMMODITY
***** APRIL/*APRIL 2022* *****

H S	Uraian Komoditi/*Commodity Description*	Berat bersih/*Net weight* (Kg)		Nilai/*Value CIF* (US$)	
		Bulan ini *Current month*	Kumulatif *Cum. Jan. to date*	Bulan ini *Current month*	Kumulatif *Cum. Jan. to date*
87149590	Saddles; for bicycles or other cycles other than those of subheading 87120020	153 230	583 695	567 891	2 554 342
87149610	Pedals and crank-gear, and parts thereof; for bicycles of subheading 87120020	89 999	468 434	505 735	2 109 864
87149690	Pedals and crank-gear, and parts thereof; for bicycles or other cycles other than those of subheading 87120020	140 034	824 244	1 087 003	6 442 468
87149911	Handle bars, pillars, mudguards, reflectors, carriers, control cables, lamp brackets or bracket lugs, other accessories; for bicycles of subheading 87120020	144 797	636 040	334 032	1 865 123
87149912	Chain wheels and cranks, other parts; for bicycles of subheading 87120020	9 261	64 699	20 639	146 874
87149991	Handle bars, pillars, mudguards, reflectors, carriers, control cables, lamp brackets or bracket lugs; other accessories; for bicycles or other cycles other than those of subheading 87120020	875 358	3 406 263	4 676 616	17 871 376
87149993	Nipples for spokes; for bicycles or other cycles other than those of subheading 87120020	298	7 664	4 361	48 460
87149994	Chain wheels and cranks; other parts; for bicycles or other cycles other than those of subheading 87120020	888 895	4 743 803	7 019 752	36 652 450
87150000	Baby carriages and parts thereof	698 171	1 988 401	2 194 185	6 836 166
87161000	Trailers and semi-trailers of the caravan type, for housing or camping	53	62	3 907	4 028
87162000	Self-loading or self-unloading trailers and semi-trailers for agricultural purposes	166	1 963	1 922	8 210
87163100	Tanker trailers and tanker semi-trailers	12 810	38 930	80 700	178 215
87163940	Agricultural trailers and semi-trailers	0	84 854	0	579 649
87163991	Trailers and semi-trailers for the transport of goods; other than tanker and agricultural type; having a carrying capacity (payload) exceeding 200 t	0	46 000	0	103 696
87163999	Trailers and semi-trailers for the transport of goods; other than tanker and agricultural type; having a carrying capacity (payload) not exceeding 200 t	63 270	847 857	136 891	2 639 140
87164000	Trailers and semi-trailers, not elsewhere classified in heading 8716	1 129 684	3 417 117	1 613 221	6 004 520
87168010	Carts and wagons, sack trucks, hand trolleys and similar hand-propelled vehicles of a kind used in factories or workshops, except wheelbarrows	158 941	923 696	315 801	2 105 008
87168020	Wheelbarrows	398 197	1 937 516	693 290	3 135 189
87168090	Vehicles, not mechanically propelled, not elsewhere classified in heading 8716	288 686	950 010	715 650	2 525 507
87169013	Parts; for goods of subheading 871620	139 898	1 531 858	721 597	2 942 990
87169019	Parts; for trailers and semi-trailers other than those of subheading 871620	461 822	2 294 344	1 260 932	6 694 720
87169021	Castor wheels, of a diameter (incl. tyres) exceeding 100 mm but not more than 250 mm provided the width of the wheel or tyre fitted thereto ≥ 30 mm; for vehicles of subheading 87168010 or 87168020	42 436	164 649	119 794	446 573
87169022	Castor wheels, with 75 mm < diameter (incl. tyres) ≤ 100 mm, or diameter > 250 mm provided the width of the wheel or tyre fitted thereto ≥ 30 mm; for vehicles of subheading 87168010 or 87168020	47 493	277 312	87 355	486 566
87169023	Parts; for goods of subheading 87168010, not elsewhere classified in heading 8716	1 562	5 495	4 256	29 995
87169024	Parts; for goods of subheading 87168020; not elsewhere classified in heading 8716	212 734	791 974	310 342	1 207 895
87169094	Spokes and nipples; for goods of subheading 87168090	395	808	2 104	5 176
87169095	Castor wheels, of a diameter (including tyres) exceeding 100 mm but not more than 250 mm provided the width of the wheel or tyre fitted thereto ≥ 30 mm; for goods of subheading 87168090	625	52 962	2 871	450 773
87169096	Castor wheels, with 75 mm < diameter (incl. tyres) ≤ 100 mm, or diameter > 250 mm provided the width of the wheel or tyre fitted thereto ≥ 30 mm; for goods of subheading 87168090	835	60 573	2 321	126 299
87169099	Parts; for goods of subheading 87168090, not elsewhere classified in heading 8716	353 583	1 750 744	987 390	4 337 097

https://www.bps.go.id

I.3. IMPOR MENURUT KOMODITI / IMPORT BY HS COMMODITY
*** APRIL/*APRIL 2022* ***

H S	Uraian Komoditi/*Commodity Description*	Berat bersih/*Net weight* (Kg)		Nilai/*Value CIF* (US$)	
		Bulan ini *Current month*	Kumulatif *Cum. Jan. to date*	Bulan ini *Current month*	Kumulatif *Cum. Jan. to date*
88010000	Balloons and dirigibles; gliders, hang gliders and other non-powered aircraft	0	5	0	679
88021100	Helicopters; of an unladen weight not exceeding 2,000 kg	0	947	0	1 720 707
88022090	Powered aircraft, except unmanned aircraft of heading 8806; other than helicopters and aeroplanes; of an unladen weight not exceeding 2,000 kg	10	404	1 852	1 123 038
88023010	Aeroplanes; of an unladen weight exceeding 2,000 kg but not exceeding 15,000 kg	5 579	5 579	1 350 000	1 350 000
88024010	Aeroplanes; of an unladen weight exceeding 15,000 kg	0	62 820	0	1 800 000
88024090	Powered aircraft, except unmanned aircraft of heading 8806; other than helicopters and aeroplanes; of an unladen weight exceeding 15,000 kg	73	73	6 777	6 777
88026000	Spacecraft (including satellites) and suborbital and spacecraft launch vehicles	3	3	296	296
88040010	Rotochutes and parts thereof	0	8	0	101
88040090	Parachutes (including dirigible parachutes and paragliders); parts thereof and accessories thereto	15 225	27 401	16 138	1 973 110
88051000	Aircraft launching gear and parts thereof; deck-arrestor or similar gear and parts thereof	1	8	474	3 391
88052100	Air combat simulators and parts thereof	71 825	71 825	5 278 128	5 278 128
88052910	Ground flying trainers	10 381	10 393	4 539 558	4 554 053
88052990	Parts of ground flying trainers	20	242	2 125	50 228
88062100	Unmanned aircraft; other than designed for the carriage of passengers; for remote-controlled flight only; with maximum take-off weight not more than 250 g	1 211	1 211	35 714	35 714
88062200	Unmanned aircraft; other than designed for the carriage of passengers; for remote-controlled flight only; with maximum take-off weight more than 250 g but not more than 7 kg	2 108	2 108	809 594	809 594
88062300	Unmanned aircraft; other than designed for the carriage of passengers; for remote-controlled flight only; with maximum take-off weight more than 7 kg but not more than 25 kg	57	57	35 574	35 574
88069900	Unmanned aircraft; other than designed for the carriage of passengers; not remote-controlled flight only; with maximum take-off weight more than 150 kg	1	1	405	405
88071000	Propellers and rotors and parts thereof; of goods of heading 8801, 8802 or 8806	3 458	15 729	4 024 439	6 491 229
88072000	Under-carriages and parts thereof; of goods of heading 8801, 8802 or 8806	1 228	17 397	282 576	3 403 686
88073000	Parts of aeroplanes, helicopters or unmanned aircraft; other than under-carriages, propellers, rotors, and parts thereof	12 155	66 994	18 569 662	53 365 584
88079000	Parts of goods of heading 8801, 8802 or 8806, not elsewhere classified in heading 8807	1 317	3 062	3 865 368	4 208 294
89011070	Cruise ships, excursion boats and similar vessels principally designed for the transport of persons; ferry-boats of all kinds; of a gross tonnage exceeding 1,000 but not exceeding 4,000	0	992 000	0	1 000 000
89012050	Tankers; of a gross tonnage not exceeding 5,000	1 240 000	4 032 000	5 338 000	17 896 312
89012071	Tankers; of a gross tonnage exceeding 5,000 but not exceeding 20,000	0	34 688 000	0	67 622 975
89012080	Tankers; of a gross tonnage exceeding 50,000	0	33 762 000	0	15 297 500
89019014	Not motorised vessels for the transport of goods and vessels for the transport of both persons and goods; n.e.c. in heading 8901; of a gross tonnage exceeding 500	0	930 000	0	2 250 000
89019034	Motorised vessels for the transport of goods and vessels for the transport of both persons and goods; n.e.c. in heading 8901; of a gross tonnage exceeding 1,000 but not exceeding 4,000	0	4 239 000	0	4 827 263
89019035	Motorised vessels for the transport of goods and vessels for the transport of both persons and goods; n.e.c. in heading 8901; of a gross tonnage exceeding 4,000 but not exceeding 5,000	1 346 000	2 561 000	10 400 000	13 585 000
89019036	Motorised vessels for the transport of goods and vessels for the transport of both persons and goods; n.e.c. in heading 8901; of a gross tonnage exceeding 5,000 but not exceeding 50,000	0	55 769 000	0	50 750 000
89020031	Fishing vessels; of a gross tonnage not exceeding 26	0	7 198	0	17 504
89020032	Fishing vessels; of a gross tonnage exceeding 26 but less than 40	19 200	19 200	177 893	177 893

https://www.bps.go.id

I.3. IMPOR MENURUT KOMODITI / IMPORT BY HS COMMODITY
***** APRIL/*APRIL 2022* *****

H S	Uraian Komoditi/*Commodity Description*	Berat bersih/*Net weight* (Kg)		Nilai/*Value CIF* (US$)	
		Bulan ini *Current month*	Kumulatif *Cum. Jan. to date*	Bulan ini *Current month*	Kumulatif *Cum. Jan. to date*
89031100	Inflatable (including rigid hull inflatable) boats; fitted or designed to be fitted with a motor, unladen (net) weight (excluding the motor) not exceeding 100 kg	747	747	3 467	3 467
89031200	Inflatable (including rigid hull inflatable) boats; not designed for use with a motor and unladen (net) weight not exceeding 100 kg	670	670	3 212	3 212
89031900	Inflatable (including rigid hull inflatable) boats; unladen (net) weight (excluding the motor) exceeding 100 kg	1 425	14 695	1 699	69 032
89032200	Sailboats, other than inflatable, with or without auxiliary motor; of a length exceeding 7.5 m but not exceeding 24 m	0	1 686	0	14 240
89033200	Motorboats, other than inflatable, not including outboard motorboats; of a length exceeding 7.5 m but not exceeding 24 m	0	28 937	0	286 030
89039900	Yachts and other vessels for pleasure or sports; rowing boats and canoes; n.e.c. in heading 8903; of a length exceeding 7.5 m	18 787	140 790	3 950 944	4 072 309
89040032	Tugs and pusher craft; of a gross tonnage exceeding 26; of a power not exceeding 1,200 hp	0	500 000	0	6 671 985
89040033	Tugs and pusher craft; of a gross tonnage exceeding 26; of a power exceeding 1,200 hp but not exceeding 3,200 hp	285 000	285 000	2 566 487	2 566 487
89040034	Tugs and pusher craft; of a gross tonnage exceeding 26; of a power exceeding 3,200 hp but not exceeding 4,000 hp	286 000	286 000	2 209 379	2 209 379
89040035	Tugs and pusher craft; of a gross tonnage exceeding 26; of a power exceeding 4,000 hp	248 000	1 046 106	405 475	4 713 288
89051000	Dredgers	4 392	1 187 027	12 950	1 123 325
89052000	Floating or submersible drilling or production platforms	0	142	0	235
89059010	Floating docks	0	11 240	0	65 850
89059090	Light-vessels, fire-floats, floating cranes and other vessels the navigability of which is subsidiary to their main function; other than dredgers	22 000	182 000	38 000	538 000
89069010	Vessels other than those of heading 8901 to 8905, including lifeboats other than rowing boats; other than warships; of a displacement not exceeding 30 t	893	94 790	9 810	1 701 204
89069090	Vessels other than those of heading 8901 to 8905, including lifeboats other than rowing boats; other than warships; of a displacement exceeding 300 t	35 884	76 337	370 419	851 364
89071000	Inflatable rafts	30 736	73 207	241 649	781 967
89079010	Buoys	3 306	96 514	62 283	511 969
89079090	Floating structures (for example, tanks, coffer-dams, landing-stages, and beacons)	113 134	538 124	525 264	3 951 778
89080000	Vessels and other floating structures for breaking up	1 373 100	1 373 100	205 319	205 319
90011010	Optical fibres, optical fibre bundles and cables; for telecommunications and other electrical uses	54 131	174 942	3 271 575	10 275 944
90011090	Optical fibres, optical fibre bundles and cables; not for telecommunications and other electrical uses	12 314	121 355	675 111	2 591 304
90012000	Sheets and plates of polarising material	33	1 393	702	33 954
90013000	Contact lenses	28 074	78 466	1 912 021	6 146 123
90014000	Spectacle lenses of glass	5 563	25 745	33 250	228 743
90015000	Spectacle lenses of materials other than glass	35 005	204 224	1 341 865	7 013 929
90019010	Optical elements, unmounted, of any material (excl. elements of glass not optically worked), not elsewhere classified in heading 9001; for photographic or cinematographic cameras or projectors	489	3 187	188 403	1 135 794
90019090	Optical elements, unmounted, of any material (excl. elements of glass not optically worked), not elsewhere classified in heading 9001; not for photographic or cinematographic cameras or projectors	24 933	118 774	1 063 831	6 953 196
90021100	Objective lenses; for cameras, projectors or photographic enlargers or reducers	13 760	59 892	2 137 677	8 757 862
90021900	Objective lenses; not for cameras, projectors or photographic enlargers or reducers	2 430	13 169	377 243	1 173 795
90022010	Filters; for cinematographic projectors	27	94	89	10 193
90022020	Filters; for cinematographic cameras, photographic cameras and other projectors	2 473	3 192	95 688	139 476
90022090	Filters; not for cinematographic projectors, cinematographic cameras, photographic cameras and other projectors	11 571	25 786	476 501	1 252 557

https://www.bps.go.id

I.3. IMPOR MENURUT KOMODITI / IMPORT BY HS COMMODITY
***** APRIL/*APRIL 2022* *****

H S	Uraian Komoditi/*Commodity Description*	Berat bersih/*Net weight* (Kg)		Nilai/*Value CIF* (US$)	
		Bulan ini *Current month*	Kumulatif *Cum. Jan. to date*	Bulan ini *Current month*	Kumulatif *Cum. Jan. to date*
90029020	Optical elements, mounted, of any material (excluding elements of glass not optically worked); for cinematographic projectors; n.e.c. in heading 9002	0	17	0	1 214
90029030	Optical elements, mounted, of any material (excluding elements of glass not optically worked); for cinematographic cameras, photographic cameras and other projectors; n.e.c. in heading 9002	15	2 052	9 924	794 435
90029090	Optical elements, mounted, being parts or fittings for instruments or apparatus, of any material (excluding elements of glass not optically worked); n.e.c. in heading 9002	2 537	32 608	268 486	1 147 227
90031100	Frames and mountings for spectacles, goggles or the like; of plastics	15 877	80 299	1 678 304	5 996 964
90031900	Frames and mountings for spectacles, goggles or the like; of materials other than plastics	25 448	90 916	1 381 214	5 212 555
90039000	Parts of frames and mountings for spectacles, goggles or the like	4 734	40 069	198 027	867 522
90041000	Sunglasses	220 780	723 624	2 369 425	6 823 667
90049010	Corrective spectacles	26 096	100 092	382 570	1 306 556
90049050	Protective goggles	14 076	107 634	188 184	930 539
90049090	Spectacles, goggles and the like; other than sunglasses, corrective spectacles, and protective goggles	233 893	817 382	726 211	3 091 123
90051000	Binoculars	3 010	11 620	11 036 636	26 995 081
90058010	Astronomical instruments, excluding instruments for radio-astronomy	0	810	0	9 439
90058090	Monoculars and other optical telescopes; other than binoculars	4 473	23 233	36 794	3 604 184
90059090	Parts and accessories (including mountings); for binoculars, monoculars, other optical telescopes	6 984	36 580	22 195	81 101
90063000	Cameras specially designed for underwater use, for aerial survey or for medical or surgical examination of internal organs; comparison cameras for forensic or criminological purposes	6 176	34 113	1 278 860	5 524 602
90064000	Instant print cameras	737	7 004	168 969	952 469
90065310	Photographic (other than cinematographic) cameras, other than those of subheading 900630 and 900640; for roll film of a width of 35 mm; with a through-the-lens viewfinder (SLR)	0	51	0	14 408
90065390	Photographic (other than cinematographic) cameras, other than those of subheading 900630 and 900640; for roll film of a width of 35 mm; without a through-the-lens viewfinder (SLR)	22	6 463	652	59 079
90065911	Photographic (other than cinematographic) cameras, other than those of subheading 900630 and 900640; for roll film of a width less than 35 mm; with a through-the-lens viewfinder (SLR)	138	138	119	119
90065919	Photographic (other than cinematographic) cameras, other than those of subheading 900630 and 900640; for roll film of a width less than 35 mm; without a through-the-lens viewfinder (SLR)	157	158	7 017	7 045
90065990	Photographic (other than cinematographic) cameras; for roll film of a width more than 35 mm, not elsewhere classified in heading 9006	1 469	9 457	567 979	2 793 514
90066100	Discharge lamp (“electronic”) flashlight apparatus	7 698	47 105	99 735	911 687
90066900	Photographic flashlight apparatus and flashbulbs other than discharge lamps of heading 8539; other than discharge lamp (“electronic”) flashlight apparatus	14 401	62 521	46 213	191 782
90069110	Parts and accessories; for laser photoplotters of subheading 90065921	1	21	85	3 909
90069140	Parts and accessories; for cameras of subheading 900640 or 900653	119	4 066	115	7 548
90069190	Parts and accessories; for cameras, not elsewhere classified in 9006	15 989	64 070	368 507	1 074 264
90069910	Parts and accessories; for photographic flashlight apparatus	5 029	29 219	35 339	73 315
90069990	Parts and accessories; for flashbulbs	11 243	85 191	160 887	610 354
90071000	Cinematographic cameras, whether or not incorporating sound recording or reproducing apparatus	224	2 114	33 291	3 259 003
90072090	Cinematographic projectors, whether or not incorporating sound recording or reproducing apparatus; for film of 16 mm or more in width	392	3 917	37 072	141 247
90079100	Parts and accessories; for cinematographic cameras	1 634	8 275	46 949	596 836
90079200	Parts and accessories; for cinematographic cameras projectors	60	3 572	108	264 516

https://www.bps.go.id

I.3. IMPOR MENURUT KOMODITI / IMPORT BY HS COMMODITY
***** APRIL/*APRIL 2022* *****

H S	Uraian Komoditi/*Commodity Description*	Berat bersih/*Net weight* (Kg)		Nilai/*Value CIF* (US$)	
		Bulan ini *Current month*	Kumulatif *Cum. Jan. to date*	Bulan ini *Current month*	Kumulatif *Cum. Jan. to date*
90085010	Image projectors, other than cinematographic, enlargers and reducers; microfilm, microfiche or other microform readers, whether or not capable of producing copies	801	801	11 151	11 151
90085090	Image projectors, other than cinematographic, enlargers and reducers; other than microfilm, microfiche or other microform readers, whether or not capable of producing copies	2 184	4 332	3 192	20 233
90089090	Parts and accessories; of image projectors, other than cinematographic	684	1 158	15 443	33 314
90105010	Apparatus for the projection or drawing of circuit patterns on sensitised substrates for the manufacture of printed circuit boards/printed wiring boards	37	860	3 501	81 216
90105020	Cinematographic editing and titling equipment; negatoscopes for X-ray; contact exposure unit used for the preparation of film in colour separation process; automatic plate maker	0	1 068	0	24 900
90105090	Apparatus and equipment for photographic (including cinematographic) laboratories, not elsewhere classified in Chapter 90	14	3 506	349	90 713
90106010	Projection screens; of 300 inches or more	0	20 280	0	104 570
90106090	Projection screens; of less than 300 inches	14 394	191 241	93 157	638 535
90109020	Parts and accessories; of goods of subheading 90101000	0	108	0	263
90109030	Parts and accessories of apparatus for the projection or drawing of circuit patterns on sensitised substrates for the manufacture of printed circuit boards/printed wiring boards	162	759	15 998	38 377
90109090	Parts and accessories of negatoscopes, projection screens, or apparatus and equipment for photographic (including cinematographic) laboratories, not elsewhere classified in Chapter 90	22	246	427	3 818
90111000	Stereoscopic microscopes	1 634	9 539	60 502	237 561
90112000	Compound optical microscopes, other than stereoscopic microscopes; for photomicrography, cinephotomicrography or microprojection	13 398	14 556	267 134	551 397
90118000	Compound optical microscopes, other than stereoscopic microscopes; not for photomicrography, cinephotomicrography or microprojection	6 800	28 581	1 085 216	4 954 822
90119000	Parts and accessories of compound optical microscopes	526	851	34 617	113 287
90121000	Microscopes other than optical microscopes; diffraction apparatus	6 845	21 548	337 554	1 217 203
90129000	Parts and accessories of diffraction apparatus and microscopes other than optical microscopes	347	2 543	73 901	495 179
90131010	Telescopic sights for fitting to arms; periscopes	7 914	7 914	307 724	307 724
90131020	Telescopes designed to form parts of machines, appliances, instruments or apparatus of Chapter 90 or Section XVI	9 838	53 204	17 514	814 994
90132000	Lasers, other than laser diodes	8 839	35 972	153 608	1 116 233
90138010	Optical error verification and repair apparatus for printed circuit boards/printed wiring boards and printed circuit assemblies	1 154	3 714	58 349	246 778
90138090	Optical appliances and instruments, not elsewhere classified in Chapter 90	37 336	101 511	2 932 440	12 614 492
90139010	Parts and accessories; of goods of subheading 90132000	867	5 160	88 534	140 844
90139060	Parts and accessories; of goods of subheading 90138010	8	8	432	432
90139090	Parts and accessories; of goods of subheading 90131020 and 90138090	785	10 901	63 445	531 403
90141000	Direction finding compasses	4 879	14 207	55 183	164 277
90142000	Instruments and appliances for aeronautical or space navigation (other than compasses)	229	336	985 225	1 278 562
90148011	Navigational instruments and appliances; of a kind used on ships, incorporating or working in conjunction with an automatic data processing machine; sonar or echo sounder	727	4 443	66 254	550 565
90148019	Navigational instruments and appliances; of a kind used on ships, incorporating or working in conjunction with an automatic data processing machine; other than sonar or echo sounder	1 929	5 864	10 341	53 715
90148090	Navigational instruments and appliances, not elsewhere classified in heading 9014	15 768	37 984	1 600 283	8 424 751

https://www.bps.go.id

H S	Uraian Komoditi/*Commodity Description*	Berat bersih/*Net weight* (Kg)		Nilai/*Value CIF* (US$)	
		Bulan ini *Current month*	Kumulatif *Cum. Jan. to date*	Bulan ini *Current month*	Kumulatif *Cum. Jan. to date*
90149010	Parts and accessories of navigational instruments and apparatus; of a kind used on ships, working in conjunction with an automatic data processing machine	51	612	13 798	152 085
90149090	Parts and accessories of navigational instruments and apparatus; other than a kind used on ships, working in conjunction with an automatic data processing machine	842	11 204	6 606	137 023
90151010	Rangefinders; of a kind used in photography or cinematography	794	1 533	24 673	65 773
90151090	Rangefinders; other than a kind used in photography or cinematography	4 117	31 986	55 879	2 285 217
90152000	Theodolites and tachymeters (tacheometers)	13 138	22 250	568 041	1 718 688
90153000	Levels	15 263	47 054	50 156	230 329
90154000	Photogrammetrical surveying instruments and appliances	4 957	5 445	55 914	105 480
90158010	Radio-sonde and radio-wind apparatus	2 004	5 818	443 893	1 799 839
90158090	Surveying, hydrographic, oceanographic, hydrological, meteorological or geophysical instruments and appliances, excluding compasses, not elsewhere classified in heading 9015	238 164	452 342	3 962 645	13 827 071
90159000	Parts & accessories of rangefinders & surveying (incl. photogrammetrical surveying), hydrographic, oceanographic, hydrological, meteorological or geophysical instruments & appliances, excl. compasses	5 282	121 256	1 113 144	6 453 578
90160000	Balances of a sensitivity of 5 cg or better, with or without weights	9 118	19 680	130 294	724 285
90171010	Plotters (drafting tables and machines), whether or not automatic	5 479	9 656	78 372	112 920
90171090	Drafting tables and machines, whether or not automatic; other than plotters	24 080	108 539	66 989	353 266
90172010	Rulers	71 900	244 332	206 875	823 908
90172040	Photoplotters for the manufacture of printed circuit boards/printed wiring boards	0	3	0	4
90172050	Plotters, not elsewhere classified in heading 9017	411	531	1 739	7 239
90172090	Drawing, marking-out or mathematical calculating instruments, not elsewhere classified in heading 9017	105 343	414 829	335 326	1 111 849
90173000	Micrometers, callipers and gauges	32 738	189 193	980 131	3 881 393
90178000	Instruments for measuring length, for use in the hand (for example, measuring rods and tapes), not specified or included elsewhere in Chapter 90	257 588	1 021 655	818 165	3 430 728
90179030	Parts and accessories of photoplotters for the manufacture of printed circuit boards/printed wiring boards	2	2	3 243	3 243
90179040	Parts and accessories, including printed circuit assemblies, of other plotters	76	402	3 390	4 872
90179090	Parts & accessories of drawing, marking-out/mathematical calculating instruments & instruments for measuring length, for use in the hand, not included elsewhere in this Chapter, n.e.c. in heading 9017	21 585	36 520	100 638	476 156
90181100	Electro-cardiographs	6 660	23 827	661 144	2 142 666
90181200	Ultrasonic scanning apparatus	14 575	83 032	3 514 257	18 292 583
90181300	Magnetic resonance imaging apparatus	8 694	49 199	820 798	5 602 774
90181400	Scintigraphic apparatus	625	1 298	98 925	193 931
90181900	Electro-diagnostic apparatus (incl. apparatus for functional exploratory examination or for checking physiological parameters), not elsewhere classified in heading 9018	24 595	95 489	2 210 816	10 162 162
90182000	Ultra-violet or infra-red ray apparatus	3 061	23 144	307 603	1 410 009
90183110	Disposable syringes, with or without needles	46 290	414 456	399 840	4 155 414
90183190	Syringes, with or without needles; other than disposable syringes	3 420	37 913	297 936	1 812 468
90183200	Tubular metal needles and needles for sutures	32 155	232 478	729 070	4 021 525
90183910	Catheters	48 050	323 964	3 464 919	15 433 880
90183990	Cannulae and the like	109 617	308 329	1 671 174	5 568 246
90184100	Dental drill engines, whether or not combined on a single base with other dental equipment	1 004	4 608	242 560	727 204
90184900	Instruments and appliances, used in dental sciences, not elsewhere classified in heading 9018	24 107	86 203	446 910	2 148 366
90185000	Ophthalmic instruments and appliances, not elsewhere classified in heading 9018	13 527	64 053	3 490 272	12 579 668
90189010	Fibre optics headband lamps of a kind designed for medical use	678	2 486	10 991	75 989
90189020	Intravenous administration sets	65 644	391 618	1 356 175	6 764 872

https://www.bps.go.id

I.3. IMPOR MENURUT KOMODITI / IMPORT BY HS COMMODITY
***** APRIL/*APRIL 2022* *****

H S	Uraian Komoditi/*Commodity Description*	Berat bersih/*Net weight* (Kg)		Nilai/*Value CIF* (US$)	
		Bulan ini *Current month*	Kumulatif *Cum. Jan. to date*	Bulan ini *Current month*	Kumulatif *Cum. Jan. to date*
90189031	Electro-surgical or electro-medical instruments and appliances	655 333	655 333	6 845 820	6 845 820
90189039	Electronic instruments and appliances, used in medical, surgical, dental or veterinary sciences, including sight-testing instruments, not elsewhere classified in heading 9018	353 133	4 624 762	3 216 194	30 606 267
90189090	Non-electronic Instruments and appliances used in medical, surgical, dental or veterinary sciences, including sight-testing instruments, not elsewhere classified in heading 9018	411 773	1 463 538	22 488 683	73 699 294
90191010	Mechano-therapy appliances, massage apparatus, psychological aptitude-testing apparatus; electrically operated	12 698	95 437	116 287	967 832
90191090	Mechano-therapy appliances, massage apparatus, psychological aptitude-testing apparatus; not electrically operated	152 127	581 584	1 932 178	5 883 036
90192010	Invasive ventilators	7 369	7 369	775 356	775 356
90192020	Ventilators, other than invasive ventilators	39 377	39 377	1 958 143	1 958 143
90192090	Ozone therapy, oxygen therapy, aerosol therapy, artificial respiration or other therapeutic respiration apparatus; other than ventilators	80 451	499 279	2 236 463	35 646 320
90200010	Full face masks for chemical, biological, radiological and nuclear (CBRN) protection	12 015	12 015	403 223	403 223
90200090	Breathing appliances (other than those of heading 9019) and gas masks, excl. protective masks having neither mechanical parts nor replaceable filters; other than full face masks for CBRN protection	34 878	134 699	545 820	2 823 446
90211010	Orthopaedic or fracture appliances of iron or steel	1 245	1 245	298 024	298 024
90211090	Orthopaedic or fracture appliances of material other than iron or steel	74 597	117 708	1 792 875	6 191 019
90212100	Artificial teeth	6	6	519	519
90212920	Dental fittings of titanium	106	106	25 252	25 252
90212990	Dental fittings of material other than titanium, iron or steel	197	744	24 754	180 330
90213100	Artificial joints	1 144	5 837	324 283	2 079 363
90213900	Artificial parts of the body; other than artificial teeth and artificial joints	35	257	21 339	42 024
90214000	Hearing aids, excluding parts and accessories	1 493	3 427	1 015 067	1 501 194
90215000	Pacemakers for stimulating heart muscles, excluding parts and accessories	241	1 337	266 113	1 378 435
90219000	Appliances which are worn or carried, or implanted in the body, to compensate for a defect or disability, not elsewhere classified in 9021	24 887	109 205	399 855	2 026 882
90221200	Computed tomography apparatus	10 520	58 303	798 070	4 894 444
90221300	Apparatus based on the use of X-rays, including radiography or radiotherapy apparatus, other than computed tomography apparatus; for dental uses	4 189	8 029	438 809	834 150
90221400	Apparatus based on the use of X-rays, including radiography or radiotherapy apparatus, other than computed tomography apparatus; for medical, surgical or veterinary uses	48 575	147 824	8 201 604	17 207 298
90221910	X-ray apparatus for the physical inspection of solder joints on printed circuit board/printed wiring board assemblies	3 638	21 073	122 153	731 177
90221990	Apparatus based on the use of X-rays, other than computed tomography apparatus; not for medical, surgical, dental or veterinary uses, not elsewhere classified in heading 9022	6 745	52 353	1 287 581	9 044 981
90222100	Apparatus based on the use of alpha, beta, gamma or other ionising radiations, for medical, surgical, dental or veterinary uses, including radiography or radiotherapy apparatus	954	954	303 337	303 337
90222900	Apparatus based on the use of alpha, beta, gamma or other ionising radiations, not for medical, surgical, dental or veterinary uses	19	73	602	3 998
90223000	X-ray tubes	3 284	7 676	710 268	2 338 632
90229010	Parts and accessories of X-ray apparatus for the physical inspection of solder joints on printed circuit assemblies	176	757	39 932	150 409
90229020	Parts and accessories of X-ray apparatus, other than for the physical inspection of solder joints on printed circuit assemblies	51	51	9 771	9 771
90229090	Parts & accessories of apparatus based on the use of alpha, beta, gamma/other ionising radiations; high tension generators, control panels & desks, screens, examination/treatment tables, chairs etc.	6 533	55 620	1 199 365	5 578 612

https://www.bps.go.id

I.3. IMPOR MENURUT KOMODITI / IMPORT BY HS COMMODITY
***** APRIL/*APRIL 2022* *****

H S	Uraian Komoditi/*Commodity Description*	Berat bersih/*Net weight* (Kg)		Nilai/*Value CIF* (US$)	
		Bulan ini *Current month*	Kumulatif *Cum. Jan. to date*	Bulan ini *Current month*	Kumulatif *Cum. Jan. to date*
90230000	Instruments, apparatus and models, designed for demonstrational purposes (for example, in education or exhibitions), unsuitable for other uses	12 134	105 820	6 138 574	13 939 257
90241010	Machines and appliances for testing metals; electrically operated	11 439	41 280	158 224	914 816
90241020	Machines and appliances for testing metals; not electrically operated	339	1 851	24 278	118 895
90248010	Machines and appliances for testing the hardness, strength, compressibility, elasticity or other mechanical properties of materials (other than metals); electrically operated	17 853	122 006	1 017 742	7 583 517
90248020	Machines and appliances for testing the hardness, strength, compressibility, elasticity or other mechanical properties of materials (other than metals); not electrically operated	1 485	9 921	61 014	430 412
90249000	Parts and accessories of machines and appliances for testing the hardness, strength, compressibility, elasticity or other mechanical properties of materials	4 055	14 914	316 083	1 414 367
90251100	Thermometers and pyrometers, not combined with other instruments; liquid-filled, for direct reading	1 436	2 861	20 671	48 008
90251911	Temperature gauges for motor vehicles; electrically operated	10 355	69 925	512 412	2 432 027
90251919	Electrically operated thermometers and pyrometers, not combined with other instruments, other than liquid-filled for direct reading and temperature gauges for motor vehicles	419 505	712 234	3 271 790	11 069 497
90251920	Not electrically operated thermometers and pyrometers, not combined with other instruments, other than liquid-filled for direct reading	18 859	72 296	378 574	1 254 863
90258000	Hydrometers and similar floating instruments, barometers, hygrometers and psychrometers, recording or not, and any combination of these instruments	12 681	76 540	589 773	2 749 171
90259000	Parts and accessories of hydrometers and similar floating instruments, thermometers, pyrometers, barometers, hygrometers and psychrometers, recording or not, and any combination of these instruments	224 422	530 968	750 331	3 774 843
90261050	Level gauges for motor vehicles	41 935	191 479	976 195	5 834 800
90261090	Instruments and apparatus for measuring or checking the flow or level of liquids, other than level gauges for motor vehicles	60 330	129 865	3 305 277	7 925 138
90262050	Pressure gauges for motor vehicles	35 192	174 855	1 425 477	5 538 521
90262090	Instruments and apparatus for measuring or checking pressure, other than pressure gauges for motor vehicles	107 176	431 417	3 654 732	14 387 332
90268000	Instruments & apparatus for measuring/checking the variables of liquids/gases (e.g. flow meters, manometers, heat meters), excl. those of heading 9014, 9015, 9028 or 9032, n.e.c. in heading 9026	74 437	429 820	3 928 010	19 212 569
90269000	Parts and accessories of instruments and apparatus for measuring or checking the flow, level, pressure or other variables of liquids or gases, excl. those of heading 9014, 9015, 9028 or 9032	41 152	236 496	1 981 477	7 444 395
90271000	Gas or smoke analysis apparatus	23 672	154 072	708 789	5 143 497
90272000	Chromatographs and electrophoresis instruments	11 302	17 229	2 228 523	3 692 061
90273000	Spectrometers, spectrophotometers and spectrographs using optical radiations (UV, visible, IR)	18 630	100 552	2 080 124	10 990 194
90275000	Instruments and apparatus using optical radiations (UV, visible, IR) other than spectrometers, spectrophotometers and spectrographs	28 651	89 944	4 666 323	15 600 934
90278100	Mass spectrometers	453	75 938	51 267	6 137 227
90278910	Exposure meters	4 829	29 506	6 438 621	11 196 634
90278990	Instruments & apparatus for physical/chemical analysis, for measuring viscosity, porosity, expansion, surface tension etc., or for measuring quantities of heat, sound/light; n.e.c. in heading 9027	17 147	129 099	2 021 003	5 267 711
90279000	Microtomes; parts and accessories	14 658	92 245	2 696 401	8 975 703
90281010	Gas meters of a kind mounted on gas containers	8 326	109 893	58 246	1 321 293
90281090	Gas meters, other than a kind mounted on gas containers	35 378	36 600	478 587	629 380
90282020	Water meters	32 740	151 192	283 238	1 135 055
90282090	Liquid meters, other than water meters	7 994	32 209	250 599	1 884 265
90283010	Kilowatt-hour meters	15 087	94 284	168 663	2 999 689
90283090	Electricity meters, other than kilowatt-hour meters	33 588	259 576	1 261 048	10 194 740
90289010	Parts and accessories of water meter housings or bodies	204 104	734 572	1 576 256	5 726 442

https://www.bps.go.id

I.3. IMPOR MENURUT KOMODITI / IMPORT BY HS COMMODITY
*** APRIL/*APRIL 2022* ***

H S	Uraian Komoditi/*Commodity Description*	Berat bersih/*Net weight* (Kg)		Nilai/*Value CIF* (US$)	
		Bulan ini *Current month*	Kumulatif *Cum. Jan. to date*	Bulan ini *Current month*	Kumulatif *Cum. Jan. to date*
90289090	Parts and accessories of gas, liquid or electricity supply or production meters, other than water meter housings or bodies	60 215	298 886	1 481 728	8 287 614
90291020	Taximeters	567	589	666	2 419
90291090	Revolution counters, production counters, mileometers, pedometers and the like, other than taximeters	28 280	96 803	335 276	1 718 059
90292010	Speedometers for motor vehicles	101 450	473 604	1 484 364	5 848 262
90292020	Tachometers for motor vehicles	10 910	124 979	177 661	1 689 806
90292090	Speed indicators and tachometers (other than for motor vehicles); stroboscopes	61 588	254 109	3 258 768	12 543 649
90299010	Parts and accessories of goods of subheading 902910; parts and accessories of stroboscopes of subheading 902920	1 307	5 867	132 325	433 889
90299020	Parts and accessories of speed indicators and tachometers of subheading 902920	55 327	294 380	6 023 401	28 727 246
90301000	Instruments and apparatus for measuring or detecting ionising radiations	3 543	74 363	483 406	34 801 885
90302000	Oscilloscopes and oscillographs	2 379	4 921	118 736	292 079
90303100	Multimeters without a recording device	88 067	702 917	506 173	1 986 047
90303200	Multimeters with a recording device	4 504	28 981	874 715	1 089 861
90303310	Instruments and apparatus for measuring or checking voltage, current, resistance or power on printed circuit boards/printed wiring boards or printed circuit assemblies; without a recording device	7 808	661 712	311 255	1 203 377
90303320	Impedance-measuring instruments and apparatus, apparatus for testing electrostatic control equipment and electrostatic grounding devices/fixtures; without a recording device	20 228	46 391	50 150	334 721
90303330	Ammeters and voltmeters for motor vehicles; without a recording device	8 773	18 374	50 342	105 422
90303340	Resistance measuring instruments, without a recording device, not elsewhere classified in heading 9030	543	543	15 048	15 048
90303390	Instruments & apparatus, for measuring/checking voltage, current, resistance/power (oth than those for measuring/checking semiconductor wafers/devices); w/o a recording device, n.e.c. in heading 9030	29 745	149 618	513 048	3 123 282
90303900	Instruments & apparatus, for measuring/checking voltage, current, resistance/power (oth than those for measuring/checking semiconductor wafers/devices); w/ a recording device, n.e.c. in heading 9030	23 603	62 781	709 607	2 709 030
90304000	Instruments and apparatus, specially designed for telecommunications (for example, cross-talk meters, gain measuring instruments, distortion factor meters, psophometers), n.e.c. in heading 9030	4 451	14 639	1 305 228	4 990 456
90308210	Wafer probers	153	177	3 005	7 675
90308290	Instruments and apparatus for measuring or checking semiconductor wafers or devices (including integrated circuits), other than wafer probers	308	10 081	7 285	2 280 211
90308410	Instruments and apparatus, with a recording device, for measuring or checking electrical quantities on printed circuit boards/printed wiring boards and printed circuit assemblies	9 992	23 155	378 963	758 053
90308490	Instruments and apparatus for measuring or checking electrical quantities, excluding meters of heading 9028, with a recording device, n.e.c. in heading 9030	3 604	18 272	164 447	720 321
90308910	Instruments and apparatus, without a recording device, for measuring or checking electrical quantities on printed circuit boards/printed wiring boards and printed circuit assemblies	349	2 659	29 852	221 674
90308990	Instruments and apparatus for measuring or checking electrical quantities, excluding meters of heading 9028, without a recording device, n.e.c. in heading 9030	77 309	116 073	500 672	1 751 529
90309010	Parts and accessories (including printed circuit assemblies) of goods of subheading 903040 or 903082	410	5 273	158 027	672 883
90309030	Parts and accessories of optical instruments and appliances for measuring or checking printed circuit boards/printed wiring boards and printed circuit assemblies	351	12 513	95 664	1 523 495

https://www.bps.go.id

I.3. IMPOR MENURUT KOMODITI / IMPORT BY HS COMMODITY
***** APRIL/*APRIL 2022* *****

H S	Uraian Komoditi/*Commodity Description*	Berat bersih/*Net weight* (Kg)		Nilai/*Value CIF* (US$)	
		Bulan ini *Current month*	Kumulatif *Cum. Jan. to date*	Bulan ini *Current month*	Kumulatif *Cum. Jan. to date*
90309040	Parts and accessories of other instruments and apparatus for measuring or checking electrical quantities on printed circuit boards/printed wiring boards and printed circuit assemblies	547	4 177	84 642	661 405
90309090	Parts&accessories of instruments&apparatus for measuring/checking electrical quantities n.e.c. in heading 9030, parts&accessories of instruments&apparatus for measuring/detecting ionising radiations	2 367	26 304	398 000	2 391 437
90311000	Machines for balancing mechanical parts	39 009	170 722	1 170 172	3 528 329
90312000	Test benches	37 722	102 861	380 534	2 370 357
90314100	Optical instruments & appliances for inspecting semiconductor wafers/devices (include integrated circuits)/for inspecting photomasks/reticles used in manufacturing semiconductor devices (include IC)	66	768	16 471	93 831
90314910	Optical instruments and appliances for measuring surface particulate contamination on semiconductor wafers	921	4 263	139 348	595 837
90314920	Optical error verification and repair apparatus for printed circuit boards/printed wiring boards and printed circuit assemblies	38	85	2 187	13 922
90314930	Optical instruments and appliances for measuring or checking printed circuit boards/printed wiring boards and printed circuit assemblies	1 669	7 602	119 344	710 997
90314990	Optical instruments and appliances for other purpose nor elsewhere classified in subheading 903149	46 538	172 102	2 399 862	11 779 158
90318010	Cable testers	33 956	133 764	845 497	4 145 578
90318090	Non optical measing or checking instruments, appliances and machines, other than cable testers	398 545	1 952 835	12 505 781	66 072 921
90319030	Parts&acc incl PCA of optical instr&appl for inspecting semiconductor wafer/device/for inspecting mask,photomask/reticle used in mfg semiconductor device;part&acc of optical instr&appl for measuring surface particulate contamination on semiconductor wafer	1 946	11 281	62 508	817 412
90319040	Parts & accessories of optical error verification and repair apparatus for printed circuit boards/printed wiring boards and printed circuit assemblies	266	287	13 883	17 817
90319050	Parts & accessories of other optical instruments and appliances for measuring or checking printed circuit boards/printed wiring boards and printed circuit assemblies	4 012	19 116	132 788	1 157 954
90319090	parts and accessories, not elsewhere clasified in subheading 903190	33 288	170 300	2 302 521	11 566 602
90321000	Thermostats	97 641	463 546	1 285 663	6 541 464
90322000	Manostats	4 179	14 789	156 798	493 400
90328100	Hydraulic or pneumatic	100 448	436 421	1 882 120	6 516 955
90328910	Instrument&apparatus incorporating or working in conjunction w/ automatic data processing machine,for automatically regulating or controlling the propulsion, ballast or cargo handling systems of ships	8 341	29 960	373 479	1 359 025
90328920	Automatic instruments and apparatus for regulating or controlling chemical or electrochemical solutions in the manufacture of PCB/PWB/PCBA	269	1 351	46 152	106 424
90328931	Automatic regulating voltage units (stabilisers)	53 988	183 204	299 562	1 042 490
90328939	Automatic regulating or controlling instruments and apparatus, electrically operated, not elsewhere classified in subheading 903289	235 970	1 281 571	7 782 446	37 246 913
90328990	Automatic regulating or controlling instruments and apparatus, not elsewhere clasified in subheading 903289, non electrically operated	344 254	1 436 057	9 669 853	45 475 068
90329010	Parts & accessories of instruments & apparatus incorporating/working in conjunction with computer,for automatically regulating/controlling the propulsion,ballast/cargo handling systems of ships	1 408	2 335	21 642	76 810
90329020	Parts and accessories of automatic instruments and apparatus for regulating or controlling chemical or electrochemical solutions in the manufacture of PCB/PWB/PCBA	254	473	9 809	31 466

https://www.bps.go.id

I.3. IMPOR MENURUT KOMODITI / IMPORT BY HS COMMODITY
***** APRIL/*APRIL 2022* *****

H S	Uraian Komoditi/*Commodity Description*	Berat bersih/*Net weight* (Kg)		Nilai/*Value CIF* (US$)	
		Bulan ini *Current month*	Kumulatif *Cum. Jan. to date*	Bulan ini *Current month*	Kumulatif *Cum. Jan. to date*
90329090	Parts and accessories, not elsewhere classified in subheading 903290	132 435	620 715	5 784 140	22 672 857
90330000	Parts and accessories (not specified or included elsewhere in this Chapter) for machines, appliances, instruments or apparatus of Chapter 90	286 357	564 091	3 815 267	12 776 726
91011100	Wrist-watches, electrically operated, whether or not incorporating a stop-watch facility, with mechanical display only	1 276	6 956	4 161 268	15 227 078
91011900	Wrist-watches, electrically operated, whether or not incorporating a stop-watch facility, without mechanical display only	58 127	223 911	151 802	444 311
91012100	Wrist-watches, non-electrically operated, whether or not incorporating a stop-watch facility, with automatic winding	14 350	53 754	258 554	2 536 110
91012900	Wrist-watches, non-electrically operated, whether or not incorporating a stop-watch facility, without automatic winding	14 442	56 584	117 882	463 678
91019100	Pocket-watches and other watches, including stop-watches, with case of precious metal or of metal clad with precious metal, electrically operated	16	14 740	11 161	51 734
91019900	Pocket-watches and other watches, including stop-watches, with case of precious metal or of metal clad with precious metal, non-electrically operated	81 170	193 575	151 119	447 053
91021100	Wrist-watches other than those of heading 9101, electrically operated, whether or not incorporating a stop-watch facility, with mechanical display only	31 954	115 222	10 351 704	33 174 510
91021200	Wrist-watches other than those of heading 9101, electrically operated, whether or not incorporating a stop-watch facility, with opto-electronic display only	26 171	159 070	5 299 136	35 922 150
91021900	Wrist-watches other than those of heading 9101, electrically operated, whether or not incorporating a stop-watch facility, without mechanical or opto-electronic display	136 194	438 849	989 910	5 083 330
91022100	Wrist-watches other than those of heading 9101, non-electrically operated, whether or not incorporating a stop-watch facility, with automatic winding	797	3 431	798 135	3 481 872
91022900	Wrist-watches other than those of heading 9101, non-electrically operated, whether or not incorporating a stop-watch facility, without automatic winding	76 278	313 462	333 768	1 379 365
91029100	Pocket-watches and other watches, including stop-watches, other than those of heading 9101, electrically operated	11 832	42 499	78 395	192 169
91029900	Pocket-watches and other watches, including stop-watches, other than those of heading 9101, non-electrically operated	23 592	191 462	313 174	1 791 910
91031000	Clocks with watch movements, excluding clocks of heading 9104, electrically operated	21	616	119	12 745
91039000	Clocks with watch movements, excluding clocks of heading 9104, non-electrically operated	2 470	2 917	2 940	4 103
91040010	Instrument panel clocks and clocks of a similar type for vehicles, aircraft, spacecraft or vessels, for vehicles	5 195	18 546	108 888	610 973
91040090	Instrument panel clocks and clocks of a similar type for vehicles, aircraft, spacecraft or vessels, other than for vehicles	84	455	2 725	30 537
91051100	Alarm clocks, electrically operated	25 198	76 576	53 485	237 123
91051900	Alarm clocks, non-electrically operated	28 073	110 889	58 297	227 748
91052100	Wall clocks, electrically operated	75 183	347 851	242 006	1 302 130
91052900	Wall clocks, non-electrically operated	37 659	84 956	89 512	209 826
91059190	Clocks excluding alarm clocks or wall clocks, electrically operated, other than marine chronometers	2 524	8 343	20 956	53 347
91059990	Clocks excluding alarm clocks or wall clocks, non-electrically operated, other than marine chronometers	1 048	3 037	24 924	31 650
91061000	Time-registers; time-recorders	18 023	36 900	118 734	323 626
91069090	Time, with clock or watch movement or with synchronous motor, other than time-registers or time-recorders or parking meters	9 820	33 285	128 016	475 410
91070000	Time switches with clock or watch movement or with synchronous motor	94 224	419 137	490 951	3 147 885
91081100	Watch movements, complete and assembled with mechanical display only or with a device to which a mechanical display can be incorporated, electrically operated	3	1 928	319	4 859

https://www.bps.go.id

I.3. IMPOR MENURUT KOMODITI / IMPORT BY HS COMMODITY
*** APRIL/*APRIL 2022* ***

H S	Uraian Komoditi/*Commodity Description*	Berat bersih/*Net weight* (Kg)		Nilai/*Value CIF* (US$)	
		Bulan ini *Current month*	Kumulatif *Cum. Jan. to date*	Bulan ini *Current month*	Kumulatif *Cum. Jan. to date*
91081200	Watch movements, complete and assembled with opto-electronic display only, electrically operated	0	9	0	798
91081900	Watch movements, complete & assembled other than with mechanical display only or with device to which a mechanical display can be incorporated or with opto-electronic display only, electrically operated	0	18	0	1 103
91082000	Watch movements, complete and assembled with automatic winding	6 854	6 866	12 220	15 650
91089000	Watch movements, complete and assembled without automatic winding, non-electronic operated	289	1 293	6 952	38 606
91091000	Clock movements, complete and assembled, electrically operated	39 353	96 731	123 795	351 126
91099000	Clock movements, complete and assembled, non-electrically operated	4 817	11 742	52 748	109 667
91101100	Complete watch movements, unassembled or partly assembled (movement sets)	2 115	32 519	59 645	289 700
91101200	Incomplete watch movements, assembled	71	134	4 923	7 802
91101900	Rough watch movements	0	7 118	0	8 167
91109000	Complete clock movements, unassembled or partly assembled (movement sets); incomplete clock movements, assembled; rough clock movements	733	1 641	1 486	4 657
91112000	Watch cases of base metal, whether or not gold- or silver-plated	1 528	1 966	5 920	24 041
91118000	Watch cases other than of precious metal or of metal clad with precious metal or of base metal, whether or not gold-or silver-palted	179	1 913	11 539	39 073
91119000	Parts of watch cases	2 947	10 945	14 996	48 037
91122000	Clock cases and cases of a similar type for other goods of this Chapter	223	10 580	469	33 151
91129000	Parts of clock cases and cases of a similar type for other goods of this Chapter	462	737	31 569	96 152
91131000	Watch straps, watch bands and watch bracelets, and parts thereof, of precious metal or of metal clad with precious metal	4	15	4 640	7 754
91132000	Watch straps, watch bands and watch bracelets, and parts thereof, of base metal, whether or not gold- or silver-plated	988	5 085	8 533	33 973
91139000	Watch straps, watch bands and watch bracelets, and parts thereof, other than of precious metal or of metal clad with precious metal or of base metal, whether or not gold- or silver-plated	23 828	109 894	170 894	920 747
91143000	Dials for clock or watch	287	1 537	9 758	52 143
91144000	Plates and bridges for clock or watch parts	26	78	363	1 861
91149000	Parts for clock or watch parts, not else where clasified in heading 91	20 849	62 972	178 398	761 607
92011000	Upright pianos, including automatic pianos; harpsichords and other keyboard stringed instruments	627	1 616	33 626	68 047
92012000	Grand pianos, including automatic pianos; harpsichords and other keyboard stringed instruments	0	5 223	0	203 992
92019000	Pianos other than upright pianos or grand pianos, including automatic pianos; harpsichords and other keyboard stringed instruments	316	2 246	600	6 089
92021000	String musical instruments (for example, guitars, violins, harps), played with a bow	68	2 088	85	25 011
92029000	String musical instruments (for example, guitars, violins, harps), played with other than a bow	15 205	44 657	342 475	1 290 999
92051000	Brass-wind musical instruments (for example, keyboard pipe organs, accordions, clarinets, trumpets, bagpipes), other than fairground organs and mechanical street organs	0	4 362	0	24 829
92059010	Keyboard pipe organs; harmoniums and similar keyboard instruments with free metal reeds	1 440	7 572	2 181	24 315
92059090	Non brass-wind musical instruments, other than fairground organs and mechanical street organs or keyboard pipe organs, or harmoniums and similar keyboard instruments with free metal reeds	2 933	15 228	12 838	74 943
92060000	Percussion musical instruments (for example, drums, xylophones, cymbals, castanets, maracas)	4 731	43 482	41 794	359 346

https://www.bps.go.id

I.3. IMPOR MENURUT KOMODITI / IMPORT BY HS COMMODITY
***** APRIL/*APRIL 2022* *****

H S	Uraian Komoditi/*Commodity Description*	Berat bersih/*Net weight* (Kg)		Nilai/*Value CIF* (US$)	
		Bulan ini *Current month*	Kumulatif *Cum. Jan. to date*	Bulan ini *Current month*	Kumulatif *Cum. Jan. to date*
92071000	Keyboard instruments, other than accordions, the sound of which is produced, or must be amplified, electrically (for example, organs, guitars)	29 407	167 198	609 140	2 969 871
92079000	Musical instruments excluding keyboard instrument, other than accordions; the sound of which is produced, or must be amplified, electrically (for example, organs, guitars, accordions)	17 385	63 985	269 729	1 013 939
92081000	Musical boxes	4 981	84 428	33 970	282 422
92089010	Decoy calls of all kinds; whistles, call horns and other mouth-blown sound signalling instruments	3 072	10 265	5 449	17 660
92089090	Fairground organs, mechanical street organs, mechanical singing birds, musical saws and other musical instruments not falling within any other heading of this Chapter	3 346	22 185	5 088	61 048
92093000	Musical instrument strings	42 995	116 982	534 117	2 609 489
92099110	Strung backs, keyboards and metal frames for upright pianos	215 164	980 640	719 127	3 390 403
92099190	Parts and accessories for pianos other than strung backs, keyboards and metal frames for upright pianos	339 152	1 415 990	3 872 718	14 361 065
92099200	Parts and accessories for other musical instruments (for example guitars, violins, harps)	142 008	588 317	1 627 572	6 962 765
92099400	Parts and accessories for the musical instruments, the sound of which is produced, or must be amplified, electrically (for example, organs, guitars, accordions)	240 860	1 122 037	6 779 443	31 445 063
92099900	Metronomes, tuning forks and pitch pipes of all kinds; of watches for pianos	36 978	214 208	1 333 328	5 073 313
93011000	Artillery weapons (for example, guns, howitzers and mortars)	0	9 899	0	7 076 175
93012000	Rocket launchers; flame-throwers; grenade launchers; torpedo tubes and similar projectors	0	412	0	1 002 681
93019000	Military weapons, other than revolvers, pistols and the arms of heading 9307, 930110,930120	9 953	19 140	7 411 274	21 610 100
93020000	Revolvers and pistols, other than those of heading 9303 or 9304	1 660	4 168	184 287	290 470
93032090	Sporting or target-shooting shotguns, including combination shotgun-rifles	425	537	12 154	16 330
93039090	Very pistols and other devices designed to project only signal flares, pistols and revolvers for firing blank ammunition, captive- bolt humane killers, line-throwing guns	0	32	0	58 464
93040010	Air guns, operating at a pressure of less than 7 kgf/cm2	0	189	0	16 675
93040090	Arms; spring or gas guns and pistols, excluding arms of heading 9307	51	4 625	3 317	5 925 484
93051000	Parts and accessories of revolvers or pistols	0	1 958	0	437 317
93052000	Parts and accessories of shotguns or rifles of heading 9303	6	82	624	4 290
93059190	Parts and accessories military weapons of heading 9301; Of other than leather or of textile material	0	2	0	874
93059919	Parts and accessories of goods of subheading 93040090; Of oth than leather or of textile material	142	19 235	27 395	232 597
93059999	Parts and accessories of oth than leather or textile material for articles headings 9303 to 9304 (excl subhead 93040090 and shotguns or rifles of heading 9303)	247	2 220	14 543	168 876
93062100	Shotgun cartridges	5 153	29 715	1 401 157	6 970 506
93062900	Parts thereof Shotgun; air gun pellets	10 825	22 937	190 563	441 931
93063019	Cartridges and parts thereof for revolvers and pistols of heading 9302, oth than 22 calibre cartridges	15 671	15 671	2 825 535	2 825 535
93063030	Cartridges and parts thereof for sporting, hunting or target-shooting guns, rifles and carbines, other than shotguns	0	3 773	0	713 294
93063091	22 calibre cartridges for munition of war&parts thereof oth than for revolver&pistols/for riveting/captive-bolt humane killers/sporting,hunting/target-shooting guns,rifles&carbines,oth than shotguns	5 890	5 890	653 531	653 531
93063099	Cartridges for munition of war&parts thereof oth than for revolver&pistols/for riveting/captive-bolt humane killers/sporting,hunting/target-shooting guns,rifles&carbines,oth than shotguns/22 calibre	84	246 810	6 935	6 227 735
93069090	other ammunition and projectiles and parts thereof, including shot and cartridge wads	2 297	51 545	3 892 194	13 427 382

https://www.bps.go.id

I.3. IMPOR MENURUT KOMODITI / IMPORT BY HS COMMODITY
*** APRIL/*APRIL 2022* ***

H S	Uraian Komoditi/*Commodity Description*	Berat bersih/*Net weight* (Kg)		Nilai/*Value CIF* (US$)	
		Bulan ini *Current month*	Kumulatif *Cum. Jan. to date*	Bulan ini *Current month*	Kumulatif *Cum. Jan. to date*
94011000	Seats of a kind used for aircraft, whether or not convertible into beds	544	1 807	207 030	343 514
94012010	Seats of a kind used for vehicles of heading 8702, 8703 or 8704, whether or not convertible into beds	208 451	781 311	1 563 232	6 704 015
94012090	Seats of a kind used for vehicles other than of heading 8702, 8703 or 8704, whether or not convertible into beds	48 924	132 140	466 540	1 320 550
94013100	Swivel seats with variable height adjustment of wood, whether or not convertible into beds	22 553	22 553	49 927	49 927
94013900	Swivel seats with variable height adjustment of other than wood, whether or not convertible into beds	985 103	4 364 197	3 360 554	14 037 555
94014100	Seats other than garden seats or camping equipment, convertible into beds; of wood	89 719	89 719	310 907	310 907
94014900	Seats other than garden seats or camping equipment, convertible into beds; of other than wood	41 304	340 427	155 918	1 086 185
94015200	Seat of bamboo	1 438	3 527	6 816	15 957
94015300	Seat of rattan	0	895	0	4 755
94015900	Seats of cane, osier, or similar materials but other than bamboo or rattan	93	653	156	3 964
94016100	Seats, with wooden frames ; upholstered	1 273 253	4 766 908	5 384 670	20 453 737
94016910	Seats, with wooden frames ; With backrest and/or the seat made of rattan	0	4	0	67
94016990	Seats, with wooden frames ; With backrest and/or the seat made of other than rattan	130 264	291 000	477 936	1 123 762
94017100	Other seats, with metal frames; upholsetered	644 955	2 503 931	2 172 086	8 403 232
94017910	Other seats, with metal frames; With backrest and/or the seat made of rattan	28 953	52 173	30 940	69 069
94017990	Other seats, with metal frames; With backrest and/or the seat made of other than rattan	959 758	5 147 452	2 312 316	16 184 656
94018000	seats, with frames other than of metal or wood	603 759	2 351 015	1 723 614	7 719 669
94019100	Seats parts of wood	2 023	2 023	9 623	9 623
94019910	Part of seats of subheading 94011000	712	113 087	116 752	590 415
94019921	Part seats ; headrest stiffeners and armrests for seats of subheading 94012010	65 790	101 074	716 999	1 050 792
94019929	Part seats of subheading 940120 ; other than headrest stiffeners and armrests for seats of subheading 94012010	421 209	3 210 161	4 402 755	28 528 186
94019930	Part of seats of subheading 94013100 and 94013900	133 521	609 364	263 878	1 484 352
94019991	Seats Part of plastic for subheading 940141 to 940180	18 184	46 340	64 264	184 920
94019999	Seats Part of other than plastic for subheading 940141 to 940180	326 470	1 217 637	1 467 031	4 934 449
94021010	Dentists' chairs and parts thereof, having rotating as well as both reclining and elevating movements	82 032	219 722	664 813	2 133 183
94021030	Barbers' or similar chairs and parts thereof, having rotating as well as both reclining and elevating movements	13 268	64 859	45 469	139 824
94029011	Commodes furniture,Furniture specially designed for medical, surgical or veterinary purposes	17 272	37 523	85 979	164 470
94029012	Operating tables, electrically operated, Furniture specially designed for medical, surgical or veterinary purposes	16 522	16 522	672 107	672 107
94029014	Examination tables, Furniture specially designed for medical, surgical or veterinary purposes	224	224	10 129	10 129
94029015	Hospital beds, Furniture specially designed for medical, surgical or veterinary purposes	101 380	101 380	359 432	359 432
94029019	Furniture specially designed for medical, surgical or veterinary purposes ; other than operating table, examination tables, hospital beds or commodes	24 585	441 503	450 327	5 731 124
94029090	Parts thereof ; furniture specially designed for medical, surgical or veterinary purposes	33 697	67 674	245 071	574 080
94031000	Metal furniture of a kind used in offices	1 793 992	7 070 718	3 520 032	14 281 601
94032010	Fume cupboards of metal	66 117	644 220	201 097	1 636 697
94032090	Metal furniture other than fume cupboards, not used in offices	3 329 191	12 392 547	7 090 871	28 547 445
94033000	Wooden furniture of a kind used in offices	787 258	2 513 947	1 413 337	4 766 809
94034000	Wooden furniture of a kind used in the kitchen	611 719	2 202 139	1 485 992	6 128 961
94035000	Wooden furniture of a kind used in the bedroom	1 650 233	4 833 240	2 340 507	7 798 597

https://www.bps.go.id

I.3. IMPOR MENURUT KOMODITI / IMPORT BY HS COMMODITY
***** APRIL/*APRIL 2022* *****

H S	Uraian Komoditi/*Commodity Description*	Berat bersih/*Net weight* (Kg)		Nilai/*Value CIF* (US$)	
		Bulan ini *Current month*	Kumulatif *Cum. Jan. to date*	Bulan ini *Current month*	Kumulatif *Cum. Jan. to date*
94036010	Fume cupboards of wood, not used in offices or kitchen or bedroom	94 422	292 638	155 867	676 393
94036090	Wooden firniture other than fume cupboards of wood, not used in offices or kitchen or bedroom	1 973 940	7 462 449	4 027 323	15 178 246
94037010	Baby walkers of plastics	162 171	400 840	543 730	1 404 995
94037020	Fume cupboards of plastics	408	9 415	1 046	98 293
94037090	Furniture of plastics other than baby walkers and fume cupboards	1 106 566	3 816 948	2 189 598	6 621 988
94038200	Furniture of bamboo	2 524	19 248	10 523	83 284
94038300	Furniture of rattan	1 894	2 365	21 384	24 120
94038910	Fume cupboards of other materials, including cane, osier, or similar materials	2 243	12 146	21 344	118 750
94038990	Furniture other than fume cupboards, of other materials, including cane, osier, or similar materials	1 387 306	4 710 152	2 431 949	8 259 499
94039100	Parts of furniture of wood	170 957	170 957	451 424	451 424
94039910	Parts of baby walkers of plastics	18 443	216 136	48 215	692 810
94039990	Parts of furniture other than baby walkers of plastics, excluding of wood	528 274	2 401 604	1 388 175	6 870 585
94041000	Mattress supports	128 637	554 668	196 325	1 002 911
94042110	Mattresses of cellular rubber, whether or not covered	29 462	135 823	159 200	650 735
94042120	Mattresses of cellular plastics, whether or not covered	16 875	67 888	136 557	302 832
94042910	Spring mattresses	439 446	1 734 402	1 154 117	4 746 234
94042920	Mattresses hyperthermia/hypothermia type, of other materials excluding cellular rubber or plastics, other than spring mattresses	0	31	0	1 002
94042990	Mattresses of other materials excluding cellular rubber or plastics, other than spring mattresses or huperthemia/hypothemia type	228 230	776 011	589 050	1 872 498
94043000	Sleeping bags	1 145	7 001	7 365	80 965
94044000	Quilts, bedspreads, eiderdowns and duvets (comforters)	84 665	84 665	503 674	503 674
94049000	Articles of bedding&similar furnishing excl mattresses,sleeping bag,quilts,eiderdown&duvets,fitted with spings/stuffed/internally fitted w/ any material/of cellular rubber/plastics,whether/not covered	302 828	1 962 266	1 180 289	6 664 675
94051191	Spotlights, designed for use solely with LED light sources, not used for lighting public open spaces or thoroughfares	27 451	27 451	148 501	148 501
94051199	Chandelier&oth electric ceiling/wall lighting fitting,excl those of used for lighting public open space/thoroughfare,used for solely w/ LED light source,oth than luminaire for operating room/spotlight	343 995	343 995	2 690 345	2 690 345
94051910	Luminaires for operating rooms, designed for use not with light-emitting diode (LED) light sources	0	3 658	0	79 278
94051991	Spotlights, designed for use not with LED light sources, not used for lighting public open spaces or thoroughfares	2 537	162 678	11 282	968 473
94051992	Luminaires with fluorecent lamps, designed for use not with LED light sources, not used for lighting public open spaces or thoroughfares	34 602	176 802	186 297	1 193 399
94051999	Chandelier&oth electric ceiling/wall lighting fitting,excl those of used for lighting public open space/thoroughfare,not w/ LED light source, oth than luminaire for operating room/spotlight/luminaires w/ fluorescent lamp	39 971	1 183 727	217 409	7 393 058
94052110	Electric table, desks, bedside or floor-standing luminaires for operating rooms, designed for use solely with light-emiting diode (LED) light sources	4 087	4 087	388 662	388 662
94052190	Electric table, desks, bedside or floor-standing luminaires not for operating rooms, designed for use solely with light-emiting diode (LED) light sources	27 472	27 472	212 057	212 057
94052910	Electric table, desks, bedside or floor-standing luminaires for operating rooms, designed for use not solely with light-emiting diode (LED) light sources	3 437	17 977	182 710	1 239 985
94052990	Electric table, desks, bedside or floor-standing luminaires not for operating rooms, designed for use not solely with light-emiting diode (LED) light sources	14 484	193 002	78 986	1 050 751
94053100	Lighting strings of a kind used for Christmas trees, designed for use solely with light-emitting diode (LED) light sources	79 285	79 285	121 943	121 943

https://www.bps.go.id

I.3. IMPOR MENURUT KOMODITI / IMPORT BY HS COMMODITY
***** APRIL/*APRIL 2022* *****

H S	Uraian Komoditi/*Commodity Description*	Berat bersih/*Net weight* (Kg)		Nilai/*Value CIF* (US$)	
		Bulan ini *Current month*	Kumulatif *Cum. Jan. to date*	Bulan ini *Current month*	Kumulatif *Cum. Jan. to date*
94053900	Lighting strings of a kind used for Christmas trees, designed for use not with light-emitting diode (LED) light sources	29 423	405 196	55 076	585 759
94054110	Searchlights, photovoltaic, designed for use solely with light-emitting diode (LED) light sources	40 340	40 340	842 323	842 323
94054120	Spotlights other than searchlight, photovoltaic, designed for use solely with light-emitting diode (LED) light sources	171	171	2 928	2 928
94054130	Non-flashing aerodrome beacons; lamps for railway rolling stock, locomotives, aircraft, ships or lighthouses, of base metal, photovoltaic, designed for use solely with LED light sources	1 108	1 108	24 478	24 478
94054140	Electric luminaire&lighting fitting,used for lighting public open spaces/thoroughfares;oth exterior lighting,oth than HS 94054110-94054130	1 897	1 897	14 783	14 783
94054190	Electric luminaires and lighting fittings, photovoltaic, designed for use solely with LED light sources, n.e.c in subheading 940541	37 570	37 570	808 957	808 957
94054210	Searchlights, non photovoltaic, designed for use solely with light-emitting diode (LED) light sources	31 521	31 521	268 033	268 033
94054220	Spotlights other than searchlight, non photovoltaic, designed for use solely with light-emitting diode (LED) light sources	61 904	61 904	402 210	402 210
94054230	Non-flashing aerodrome beacons; lamps for railway rolling stock, locomotives, aircraft, ships or lighthouses, of base metal, non photovoltaic, designed for use solely with LED light sources	3	3	200	200
94054240	Pilot lamps with fittings for electro-thermic domestic appliances of heading 8516; non photovoltaic, designed for use solely with LED light sources	6 636	6 636	15 858	15 858
94054250	Electric luminaire&lighting fitting,used for lighting public open spaces/thoroughfares, non photovoltaic, designed for use solely with LED light source; other than HS 94054210-94054240	23 388	23 388	362 971	362 971
94054260	Exterior lighting, of a kind not used for lighting public open spaces/throughfares; non photovoltaic, designed for use solely with LED light sources	1 619	1 619	12 395	12 395
94054290	Electric luminaires & lighting fittings, non photovoltaic, designed for use solely with LED light sources, n.e.c. subheading 940542	177 006	177 006	1 701 014	1 701 014
94054910	Searchlights, designed for use not only with with light-emitting diode (LED) light sources	380 769	1 752 880	1 358 309	7 098 122
94054920	Spotlights other than searchlights, designed for use not only with with light-emitting diode (LED) light sources	264	201 089	1 873	2 524 036
94054930	Non-flashing aerodrome beacons; lamps for railway rolling stock, locomotives, aircraft, ships/lighthouses, of base metal; designed for use not only with with light-emitting diode (LED) light sources	377	6 287	100 814	225 470
94054940	Pilot lamps with fittings for electro-thermic domestic appliances of heading 8516; designed for use not only with with light-emitting diode (LED) light sources	6 078	25 316	23 506	185 341
94054950	Electric luminaires & lighting fitting,used for lighting public open spaces/thoroughfares, designed for use not only with LED light sources; other than HS 94054910-94054940	6 686	178 453	35 979	1 808 298
94054960	Exterior lighting, of a kind not used for lighting public open spaces/throughfares; designed for use not only with LED light sources	1 165	25 908	3 489	94 025
94054990	Electric luminaires & lighting fittings, designed for use not only with LED light sources, other than n.e.c subheading 940549	31 462	708 229	172 025	6 324 086
94055011	Non-electrical luminaires and lighting fittings, of oil-burning type, of brass of a kind used for religious rites	5	3 958	210	33 144
94055019	Non-electrical luminaires and lighting fittings, of oil-burning type, of other than brass of a kind used for religious rites	3 899	16 833	13 467	62 627
94055040	Hurricane lamps, non-electric	256	1 305	4 106	7 146
94055050	Miners' lamps and quarrymen's lamps, non-electrical	1 484	2 032	1 639	2 958
94055090	Non-electrical luminaires and lighting fittings, other of oil-burning type or hurricane lamps or miners' lamps and quarrymen's lamps	127 342	458 878	638 482	1 933 802
94056110	Warning signs, street name signs, road and traffic signs, designed for use solely with LED light sources	1 648	1 648	13 212	13 212

https://www.bps.go.id

I.3. IMPOR MENURUT KOMODITI / IMPORT BY HS COMMODITY
***** APRIL/*APRIL 2022* *****

H S	Uraian Komoditi/*Commodity Description*	Berat bersih/*Net weight* (Kg)		Nilai/*Value CIF* (US$)	
		Bulan ini *Current month*	Kumulatif *Cum. Jan. to date*	Bulan ini *Current month*	Kumulatif *Cum. Jan. to date*
94056190	Illuminated signs, illuminated name-plates and the like, designed for use solely with LED light sources, other than warning signs, street name signs, road and traffics signs	23 250	23 250	193 074	193 074
94056910	Warning signs, street name signs, road and traffic signs, designed for use not solely with LED light sources	1 629	7 918	16 198	57 312
94056990	Illuminated signs, illuminated name-plates and the like, designed for use not solely with LED light sources, other than warning signs, street name signs, road and traffics signs	13 487	205 999	83 157	1 612 622
94059110	Parts for luminaires for operating rooms of glass	1	80	40	967
94059120	Parts for spotlights of glass	977	4 957	3 357	60 598
94059140	Parts for globes or chimneys of glass	378	1 954	2 299	18 803
94059150	Parts for searchlights of glass	0	15	0	2 229
94059190	Parts for luminaires and lighting fittings of glass, other than for luminaires for operating rooms or spotlights or globes or chimneys, or searchlights	202 419	531 875	258 473	845 777
94059210	Parts for luminaires for operating rooms of plastics	129	203	4 052	5 392
94059220	Parts for spotlights of plastics	185	970	1 762	15 661
94059230	Parts for searchlights of plastics	828	1 160	1 154	15 416
94059290	Parts for luminaires and lighting fittings of plastics, other than for luminaires for operating rooms or spotlights or searchlights	120 755	398 634	477 727	1 215 734
94059910	Parts for lampshades of textile material	180	1 994	1 694	18 407
94059920	Parts for lampshades of other material	61 284	196 694	132 980	671 399
94059930	Parts of luminaires of subheading 94055011 or 94055019, of other materials excluding glass or plastics	157	29 443	7 023	80 507
94059940	Parts for searchlights or spotlights, of other materials excluding glass or plastics	17 501	67 603	126 041	440 462
94059950	Parts for luminaires and lighting fittings, other than lampshades or luminaires of subheading 94055011 or 94055019 or searchlights or spotlights; of ceramic or of metal	5 470	27 941	134 014	314 343
94059990	Parts for luminaires & lighting fittings, oth than lampshade/luminaire of subhead 94055011 or 94055019/searchlight/spotlight; of oth matherials excluding glass/plastics/ceramic/metal	617 399	2 659 787	3 050 557	14 306 298
94061010	Greenhouses of wood fitted with mechanical or thermal equipment	0	83 922	0	2 070 876
94061090	Greenhouses of wood not fitted with mechanical or thermal equipment	0	6 693	0	70 116
94069011	Greenhouses fitted with mechanical or thermal equipment, of iron or of steel	1 316 117	2 154 454	2 700 973	4 781 942
94069019	Greenhouses fitted with mechanical or thermal equipment, of any materials other than of iron or of steel or of plastics	171 479	1 247 571	316 722	1 953 695
94069020	Prefabricated buildings other than greenhouses fitted with mechanical or thermal equipment, of plastics or of aluminium	72 858	156 630	192 471	865 120
94069030	Prefabricated buildings other than greenhouses fitted with mechanical or thermal equipment, of iron or of steel	23 759 153	89 774 081	46 182 874	171 809 325
94069040	Prefabricated buildings other than greenhouses fitted with mechanical or thermal equipment, of cement, of concrete or of artificial stone	16 665	137 221	95 588	697 241
94069090	Prefabricated buildings oth than greenhouses fitted with mechanical or thermal equipment, of any materials other than plastics or aluminium or iron or steel or cement or concrete or artificial stone	2 378 439	10 481 341	4 740 657	22 684 260
95030010	Tricycles, scooters, pedal cars and similar wheeled toys; dolls' carriages	620 792	2 885 022	1 966 560	10 025 920
95030021	Dolls, whether or not dressed	64 054	158 764	518 539	1 469 151
95030022	Garments and garment accessories; footwear and headgear for dolls	2 528	12 907	5 025	93 984
95030029	Parts and accessories for dolls other than garments and garment accessories; footwear and headgear	69 072	202 060	176 023	522 102
95030030	Electric trains, including tracks, signals and other accessories therefor	31 688	123 570	101 737	583 862
95030040	Reduced size ("scale") models and similar recreational models, working or not	179 717	654 343	898 602	4 004 516

https://www.bps.go.id

I.3. IMPOR MENURUT KOMODITI / IMPORT BY HS COMMODITY
***** APRIL/*APRIL 2022* *****

H S	Uraian Komoditi/*Commodity Description*	Berat bersih/*Net weight* (Kg)		Nilai/*Value CIF* (US$)	
		Bulan ini *Current month*	Kumulatif *Cum. Jan. to date*	Bulan ini *Current month*	Kumulatif *Cum. Jan. to date*
95030050	Construction sets and constructional toys, other than electric trains or reduced size ("scale") models, of materials other than plastics	3 202	16 068	12 251	52 189
95030060	Stuffed toys representing animals or non-human creatures	13 360	41 863	163 450	718 683
95030070	Puzzles of all kinds	47 651	206 195	364 300	1 448 387
95030080	Portable interactive electronic educational devices primarily designed for children	489	489	7 392	7 392
95030091	Numerical, alphabetical or animal blocks or cut-outs; word builder sets; word making and talking sets; toy printing sets; toy counting frames (abaci); toy sewing machines; toy typewriters	5 945	44 944	35 705	196 165
95030092	Skipping ropes	2 016	2 741	14 505	24 516
95030093	Marbles	78 000	322 018	35 420	163 218
95030094	Toys, of rubber, other than HS 95030091-95030093	77 900	192 265	107 896	443 929
95030099	Toys not elsewhere classified in 9503	1 881 652	5 143 628	10 008 450	32 663 657
95042020	Tables for billiards of all kinds	37 040	117 346	43 832	244 465
95042030	Billiard chalks	0	1 681	0	3 466
95042090	Articles and accessories for billiards of all kinds other than tables or chalks	25 737	45 568	24 956	130 379
95043040	Pintables or slot machines other than games of chance, operated by coins, banknotes, bank cards, tokens or by any other means of payment, other than automatic bowling alley equipment	1 250	4 880	19 485	61 703
95043050	Games operated by coin,banknote,bank card,tokens or by any other means of payment, oth than auto bowling alley equipment;oth than game of chance/ pintables/slot machine, parts of wood,paper or plastic	0	41	0	993
95043090	Games, operated by coins, banknotes, bank cards, tokens or by any other means of payment, other than games of chance or pintables/slot machines, parts of wood, paper or plastics	55 311	163 552	570 119	1 471 694
95044000	Playing cards	390 472	1 512 951	1 349 046	3 338 732
95045010	Video game consoles and machines, other than those of subheading 950430, of a kind used with a television receiver	107	475	3 038	13 725
95045090	Video game consoles and machines, other than those of subheading 950430, of a kind used not with a television receiver	14 434	43 413	860 939	2 082 935
95049010	Bowling requisites of all kinds	6	14	112	470
95049021	Darts and parts and accessories therefor, of wood, of paper or of plastics	119	1 930	161	4 768
95049029	Darts and parts and accessories therefor, of other than wood or paper or plastics	4 669	13 060	277 934	456 759
95049032	Tables designed for use with casino games, of wood or of plastics	0	89	0	332
95049033	Tables designed for use with casino games, of other than wood or plastics	0	53	0	950
95049034	Mahjong tiles, of wood or of paper or of plastics	0	5 250	0	10 212
95049035	Mahjong tiles, of other than wood or paper or plastics	0	545	0	4 038
95049036	Gambling equipment and paraphernalia other than tables designed for use with casino games or mahjong tiles, of wood, of paper or of plastics	0	4 593	0	12 444
95049039	Gambling equipment and paraphernalia other than tables designed for use with casino games or mahjong tiles, of other than wood or paper or plastics	926	3 538	36 534	55 073
95049092	Tables designed for games, of wood or of plastics	324	1 393	1 299	4 074
95049093	Tables designed for games, of other than wood or plastics	286	11 593	518	30 831
95049095	Parlour games, of wood, or of paper or of plastics	31 723	93 113	58 929	212 783
95049099	Parlour games, of materials other than wood, or paper or plastics	102 372	347 059	314 038	967 825
95051000	Articles for Christmas festivities	160 129	259 803	1 079 661	1 549 073
95059000	Festive, carnival or other entertainment articles, including conjuring tricks and novelty jokes other than for Christmas	246 798	1 165 486	525 476	2 424 018
95061100	Snow skis	0	6	0	471
95061200	Snow ski-fastenings (ski-bindings)	0	1	0	36
95061900	Snow-ski equipment other than ski-fastenings (ski-bindings)	7 390	45 293	27 657	190 986
95062100	Sailboards	2 207	2 232	4 156	5 896
95062900	Water-skis, surf-boards and other water-sport equipment excluding sailboards	119 360	429 107	431 921	1 472 285
95063100	Golf clubs, complete	44 276	151 454	918 514	4 176 810

https://www.bps.go.id

I.3. IMPOR MENURUT KOMODITI / IMPORT BY HS COMMODITY
*** APRIL/*APRIL 2022* ***

H S	Uraian Komoditi/*Commodity Description*	Berat bersih/*Net weight* (Kg)		Nilai/*Value CIF* (US$)	
		Bulan ini *Current month*	Kumulatif *Cum. Jan. to date*	Bulan ini *Current month*	Kumulatif *Cum. Jan. to date*
95063200	Golf balls	31 088	85 194	170 419	857 322
95063900	Golf equipment other than balls	14 533	36 113	150 222	447 585
95064010	Tables for table-tennis	53 205	302 086	101 087	669 833
95064090	Articles and equipment for table-tennis excluding tables	33 298	135 591	321 890	1 004 347
95065100	Lawn-tennis rackets, whether or not strung	25 694	129 140	72 656	419 890
95065900	Tennis, badminton or similar rackets, whether or not strung excluding lawn-tennis rackets	112 271	734 343	393 602	2 613 238
95066100	Lawn-tennis balls	7 525	51 603	13 644	257 229
95066200	Inflatable balls	66 731	265 927	457 656	1 854 440
95066900	Balls, other than golf balls and table-tennis balls excluding lawn-tennis balls or inflatable balls	20 234	97 078	98 178	490 699
95067000	Ice skates and roller skates, including skating boots with skates attached	163 517	438 607	509 746	1 216 786
95069100	Articles and equipment for general physical exercise, gymnastics or athletics	2 866 535	8 501 016	7 086 098	25 262 386
95069910	Bows (including crossbows) and arrows	710	5 066	48 590	291 206
95069920	Nets, cricket pads and shin guards	59 632	111 592	271 191	509 853
95069930	Shuttlecocks	7 545	41 008	33 055	257 405
95069990	Swimming pools and paddling pools	146 791	444 992	697 465	1 971 261
95071000	Fishing rods	88 329	486 351	868 381	5 496 613
95072000	Fish-hooks, whether or not snelled	56 475	292 606	459 417	2 961 111
95073000	Fishing reels	108 354	471 431	681 272	3 686 492
95079000	Line fishing tackle oth than fishing rods,fish-hooks,fishing reels; fish landing nets,butterfly nets&similar nets;decoy “birds” oth than those of heading 9208/9705 &similar hunting/shooting requisites	43 300	248 836	310 444	1 432 132
95081000	Travelling circuses and travelling menageries	0	1	0	17
95082200	Amusement park rides; carousels, swings and roundabouts	41	41	97	97
95082500	Amusement park rides; water rides	52	52	67	67
95082600	Water park amusements	1	1	109	109
95082900	Amusement park rides; other than roller coasters, carousels, swings and roundabouts, dodge’em cars, motion simulators and moving theatres, water rides	5 915	85 125	34 215	2 239 705
95083000	Fairground amusements, including shooting galleries	13 819	13 819	67 487	67 487
96011090	Worked ivory and articles of ivory; other than cigar or cigarette cases, tobacco jars, ornamental articles	23	23	1 743	1 743
96019012	Worked mother-of-pearl or tortoise-shell and articles of the foregoing; pearl nucleus	42	91	5 366	12 683
96019099	Worked bone, horn, antlers, coral &oth animal carving material (excl.ivory,mother-of-pearl,tortoise-shell,capiz shell)&articles thereof; oth than cigar/cigarette cases,tobacco jars,ornamental articles	0	37	0	1 367
96020010	Gelatin capsules for pharmaceutical products	15 874	80 125	338 805	1 511 702
96020020	Cigar or cigarette cases, tobacco jars, ornamental articles from worked vegetable/mineral carving material/of wax, stearin, natural gums/natural resins/modelling pastes & other moulded/carved articles	0	4 173	0	40 159
96020090	Worked vegetable/mineral carving material,moulded/carved articles of wax,stearin,natural gums/natural resins/modelling pastes, worked unhardened gelatin (excl.HS3503)&articles thereof; n.e.c in HS9602	611	2 263	2 347	19 942
96031010	Brushes, consisting of twigs or other vegetable materials bound together, with or without handles	411	24 146	3 499	57 562
96031020	Brooms, consisting of twigs or other vegetable materials bound together, with or without handles	0	6	0	805
96032100	Tooth brushes, including dental-plate brushes	194 539	824 091	2 068 504	8 317 070
96032900	Shaving brushes, hair brushes, nail brushes, eyelash brushes and other toilet brushes for use on the person, including such brushes constituting parts of appliances; other than tooth brushes	84 974	451 430	258 295	1 106 809
96033000	Artists’ brushes, writing brushes and similar brushes for the application of cosmetics	227 500	461 767	463 508	1 547 149
96034000	Paint, distemper, varnish or similar brushes (other than brushes of subheading 960330), paint pads and rollers	491 928	2 395 098	1 219 709	6 374 901

https://www.bps.go.id

I.3. IMPOR MENURUT KOMODITI / IMPORT BY HS COMMODITY
*** APRIL/*APRIL 2022* ***

H S	Uraian Komoditi/*Commodity Description*	Berat bersih/*Net weight* (Kg)		Nilai/*Value CIF* (US$)	
		Bulan ini *Current month*	Kumulatif *Cum. Jan. to date*	Bulan ini *Current month*	Kumulatif *Cum. Jan. to date*
96035000	Brushes constituting parts of machines, appliances or vehicles; other than brushes of subheading 96321 to 960340)	131 430	460 133	846 546	2 752 243
96039010	Prepared knots and tufts for broom or brush making	3 701	45 801	16 358	78 620
96039020	Hand-operated mechanical floor sweepers, not motorised	137 261	346 552	466 767	1 130 318
96039040	Brushes; not elsewhere classified in heading 9603	176 132	620 304	496 734	2 149 187
96039090	Brooms (not elsewhere classified in heading 9603), mops and feather dusters, squeegees (other than roller squeegees)	527 403	2 195 458	1 747 013	7 005 516
96040010	Hand sieves and hand riddles; of metal	1 984	9 793	10 890	47 201
96040090	Hand sieves and hand riddles; of material other than metal	13 918	71 375	57 780	276 012
96050000	Travel sets for personal toilet, sewing or shoe or clothes cleaning	32 850	119 887	98 730	378 912
96061010	Press-fasteners, snap-fasteners and press-studs and parts therefor; of plastics	23 705	93 792	385 118	1 415 350
96061090	Press-fasteners, snap-fasteners and press-studs and parts therefor; of material other than plastics	60 004	254 467	2 161 942	5 534 920
96062100	Buttons; of plastics, not covered with textile material	145 070	525 541	2 269 491	8 007 294
96062200	Buttons; of base metal, not covered with textile material	73 351	291 151	1 690 861	5 185 309
96062900	Buttons; of plastics covered with textile material, or of base metal covered with textile material, or of materials other than plastic and base metal	44 282	194 539	670 008	3 055 476
96063010	Button moulds and other parts of buttons, button blanks; of plastics	813	5 565	20 206	136 542
96063090	Button moulds and other parts of buttons, button blanks; of material other than plastics	23 987	64 595	443 858	1 075 041
96071100	Slide fasteners; fitted with chain scoops of base metal	58 851	293 612	1 167 322	4 297 233
96071900	Slide fasteners; not fitted with chain scoops of base metal	653 671	2 447 710	6 670 294	26 780 630
96072000	Parts of slide fasteners	445 515	1 888 843	4 672 688	19 477 178
96081010	Ball point pens; having a body mainly of plastics	259 171	894 953	1 512 180	4 898 027
96081090	Ball point pens; other than those having a body mainly of plastics	227 453	622 974	434 676	2 060 637
96082000	Felt tipped and other porous-tipped pens and markers	128 831	590 188	867 343	4 071 989
96083020	Fountain pens	46 183	227 923	122 386	1 298 644
96083090	Stylograph pens and other pens (not elsewhere classified in heading 9608)	96 764	325 210	416 207	1 887 608
96084000	Propelling or sliding pencils	9 274	73 490	59 071	401 348
96085000	Sets of articles from two or more of the subheading 960810 to 960840	22 801	85 265	41 377	287 114
96086010	Refills for ball point pens, comprising the ball point and ink-reservoir; of plastics	11 634	28 252	112 692	293 632
96086090	Refills for ball point pens, comprising the ball point and ink-reservoir; of materials other than plastics	32 942	110 236	428 572	1 325 955
96089110	Pen nibs and nib points; of gold or gold-plated	0	12	0	316
96089190	Pen nibs and nib points; of materials other than gold or gold-plated	21 114	67 887	570 924	1 922 084
96089910	Duplicating stylos	921	4 855	20 890	28 437
96089991	Parts of ball point pens, not elsewhere classified in heading 9608; of plastics	7 950	23 577	42 532	196 534
96089999	Parts of ball point pens (not elsewhere classified in heading 9608) of materials other than plastic, parts of propelling or sliding pencils, pen-holders, pencil-holders and similar holders	114 187	431 627	1 202 773	4 034 220
96091010	Black pencils, with leads encased in a sheath (other than pencils of heading 9608)	34 702	239 773	104 463	967 242
96091090	Pencils (other than pencils of heading 9608) and crayons, with leads encased in a sheath; other than black pencils	210 907	681 046	749 174	2 578 188
96092000	Pencil leads, black or coloured	52 426	213 322	194 590	1 121 968
96099010	Slate pencils for school slates	31 298	58 089	124 447	232 742
96099030	Pencils (other than pencils of heading 9608) and crayons, without leads encased in a sheath	21 559	125 685	58 115	417 328
96099091	Writing or drawing chalks	14	120 417	211	94 433
96099099	Pastels, drawing charcoals, and tailors' chalks	56 254	286 418	184 313	1 062 881
96100010	School slates	237	1 827	1 283	9 179
96100090	Slates and boards, with writing or drawing surfaces, whether or not framed; other than school slates	52 596	164 975	123 549	552 471
96110000	Date, sealing, or numbering stamps, and the like (hand operated, incl. devices for printing/embossing labels), hand-operated composing sticks & hand printing sets incorporating such composing sticks	20 910	112 877	162 078	707 584

https://www.bps.go.id

I.3. IMPOR MENURUT KOMODITI / IMPORT BY HS COMMODITY
***** APRIL/*APRIL 2022* *****

H S	Uraian Komoditi/*Commodity Description*	Berat bersih/*Net weight* (Kg)		Nilai/*Value CIF* (US$)	
		Bulan ini *Current month*	Kumulatif *Cum. Jan. to date*	Bulan ini *Current month*	Kumulatif *Cum. Jan. to date*
96121010	Typewriter or similar ribbons, inked or otherwise prepared for giving impressions, whether or not on spools or in cartridges; of textile fabric	30 846	104 808	364 237	1 364 402
96121090	Typewriter or similar ribbons, inked or otherwise prepared for giving impressions, whether or not on spools or in cartridges; of materials other than textile fabric	116 470	497 125	2 774 162	9 292 402
96122000	Ink-pads, whether or not inked, with or without boxes	4 524	27 629	50 490	181 294
96131010	Pocket lighters, gas fuelled, non-refillable; of plastics	656 008	2 201 513	2 304 727	7 472 708
96131090	Pocket lighters, gas fuelled, non-refillable; of materials other than plastics	0	14 474	0	45 716
96132010	Pocket lighters, gas fuelled, refillable; of plastics	90 801	315 984	319 323	1 043 862
96132090	Pocket lighters, gas fuelled, refillable; of materials other than plastics	52	8 675	5 372	70 842
96138010	Piezo-electric lighters for stoves and ranges	39 935	100 583	165 091	339 076
96138020	Cigarette lighters or table lighters of plastics	0	11	0	909
96138030	Cigarette lighters or table lighters, of materials other than plastics	0	5	0	759
96138090	Lighters, whether or not mechanical or electrical; other than gas fuelled pocket lighters, piezo-electric lighters for stoves and ranges, cigarette lighters or table lighters	222	10 958	6 222	62 872
96139010	Refillable cartridges or other receptacles, which constitute parts of mechanical lighters, containing liquid fuel or liquefied gases	141 328	263 763	692 260	1 249 700
96139090	Parts of lighters; other than flints, wicks, refillable cartridges or other receptacles, which constitute parts of mechanical lighters, containing liquid fuel or liquefied gases	150 681	842 298	1 079 783	5 868 420
96140010	Roughly shaped blocks of wood or root for the manufacture of smoking pipes	0	1	0	59
96140090	Smoking pipes (including pipe bowls) and cigar or cigarette holders, and parts thereof; other than roughly shaped blocks of wood or root for the manufacture of pipes	150	14 264	1 252	43 989
96151120	Combs, hair-slides and the like; of hard rubber	21 589	82 019	142 346	288 841
96151130	Combs, hair-slides and the like; of plastics	130 057	451 770	407 441	1 562 686
96151900	Combs, hair-slides and the like; of materials other than hard rubber and plastics	483 866	1 785 657	923 381	3 614 219
96159011	Decorative hair pins; of aluminium	652	952	5 146	7 550
96159012	Decorative hair pins; of iron or steel	2 521	10 876	5 534	22 252
96159013	Decorative hair pins; of plastics	7 935	15 666	13 011	27 974
96159019	Decorative hair pins; of materials other than alumunium, iron or steel, plastics	50 297	210 895	117 091	491 408
96159021	Parts of combs, hair-slides and the like, hair pins, curling pins, curling grips, hair-curlers and the like, other than those of heading 8516; of plastics	83	158	2 962	5 758
96159022	Parts of combs, hair-slides and the like, hair pins, curling pins, curling grips, hair-curlers and the like, other than those of heading 8516; of iron or steel	123	4 186	363	6 867
96159029	Parts of combs, hair-slides and the like, hair pins, curling pins, curling grips, hair-curlers and the like, other than those of heading 8516; of materials other than plastics, iron/steel, alumunium	1	2 616	269	10 185
96159091	Hair pins (other than decorative), curling pins, curling grips, hair-curlers and the like, other than those of heading 8516; of alumunium	144	831	1 778	9 833
96159092	Hair pins (other than decorative), curling pins, curling grips, hair-curlers and the like, other than those of heading 8516; of iron or steel	1 925	2 572	10 703	19 028
96159093	Hair pins (other than decorative), curling pins, curling grips, hair-curlers and the like, other than those of heading 8516; of plastics	716	2 730	4 089	11 735
96159099	Hair pins (other than decorative), curling pins, curling grips, hair-curlers and the like, other than those of heading 8516; of materials other than alumunium, iron or steel, plastics	26 739	98 580	105 753	346 603
96161010	Scent sprays and similar toilet sprays	782 118	3 129 841	2 513 902	7 510 265
96161020	Mounts and heads of scent sprays and similar toilet sprays	67 000	382 013	442 878	2 651 543
96162000	Powder-puffs and pads for the application of cosmetics or toilet preparations	79 728	257 663	460 499	3 089 797

https://www.bps.go.id

I.3. IMPOR MENURUT KOMODITI / IMPORT BY HS COMMODITY
***** APRIL/*APRIL 2022* *****

H S	Uraian Komoditi/*Commodity Description*	Berat bersih/*Net weight* (Kg)		Nilai/*Value CIF* (US$)	
		Bulan ini *Current month*	Kumulatif *Cum. Jan. to date*	Bulan ini *Current month*	Kumulatif *Cum. Jan. to date*
96170010	Vacuum flasks and other vacuum vessels, complete	430 158	1 912 558	1 683 275	6 307 709
96170020	Parts vacuum flasks and other vacuum vessels, other than glass inners	22 125	24 736	39 753	63 887
96180000	Tailors' dummies and other lay figures; automata and other animated displays used for shop window dressing	15 895	78 254	158 055	837 475
96190011	Sanitary towels (pads) and tampons, napkins (diapers), napkin liners and similar articles); with an absorbent core of wadding of textile materials; disposable	22 827	40 737	103 379	157 754
96190012	Sanitary towels and tampons; of paper, paper pulp, cellulose wadding or webs of cellulose fibres; disposable	212 328	937 418	1 290 639	5 447 889
96190013	Baby napkins and pads for incontinence; of paper, paper pulp, cellulose wadding or webs of cellulose fibres; disposable	673 455	1 924 587	2 932 759	8 815 412
96190014	Napkins (diapers), napkin liners and similar articles other than sanitary towels/tampons and baby napkins/pads; of paper, paper pulp, cellulose wadding or webs of cellulose fibres; disposable	0	4 803	0	31 862
96190019	Sanitary towels (pads) and tampons, napkins (diapers), napkin liners and similar articles); of materials other than paper, paper pulp, cellulose wadding or webs of cellulose fibres; disposable	11 438	29 311	56 275	146 061
96190092	Sanitary towels (pads); not disposable	370	370	307	307
96190099	Sanitary tampons, napkins (diapers), napkin liners and similar articles other than sanitary towels (pads); not knitted or crocheted; not disposable	343	1 128	1 760	12 159
96200010	Monopods, bipods, tripods and similar articles; of plastics	40 724	142 941	226 370	518 338
96200020	Monopods, bipods, tripods and similar articles; of carbon and graphite	630	1 202	19 078	40 523
96200030	Monopods, bipods, tripods and similar articles; of iron and steel	2 024	55 378	5 679	93 210
96200040	Monopods, bipods, tripods and similar articles; of aluminium	21 767	86 957	236 428	711 417
96200050	Monopods, bipods, tripods and similar articles; of wood	32	32	1 232	1 232
96200090	Monopods, bipods, tripods and similar articles; of material other than plastics, carbon and graphite, iron and steel, alumunium, wood	233 427	889 315	581 340	2 768 863
97012100	Paintings, drawings and pastels, executed entirely by hand, other than drawings of heading 4906 and other than hand-painted or hand-decorated manufactured articles; of an age exceeding 100 years	3 887	3 887	9 133	9 133
97012200	Mosaics; of an age exceeding 100 years	228	228	235	235
97012900	Collages and similar decorative plaques other than mosaics; of an age exceeding 100 years	1 052	1 052	11 310	11 310
97019100	Paintings, drawings and pastels, executed entirely by hand, other than drawings of heading 4906 and other than hand-painted or hand-decorated manufactured articles; of an age not exceeding 100 years	1 870	16 660	34 243	183 471
97019900	Collages and similar decorative plaques other than mosaics; of an age not exceeding 100 years	2 562	15 652	11 682	142 578
97029000	Original engravings, prints and lithographs; of an age not exceeding 100 years	13	33	1 012	3 180
97039000	Original sculpture and statuary, in any material; of an age not exceeding 100 years	1 118	34 475	3 263	194 784
97040000	Postage or revenue stamps, stamp-postmarks, first-day covers, postal stationery (stamped paper), and the like, used or unused, other than those of heading 4907	4 736	16 238	36 664	118 988
97052900	Collections and collectors' pieces of zoological, botanical, mineralogical, anatomical or paleontological interest; other than human specimens, extinct or endangered species and parts thereof	1	1	12	12
97053900	Collections and collectors' pieces of numismatic interest; of an age not exceeding 100 years	6	82	115	5 494
97069000	Antiques; of an age exceeding 100 years but not exceeding 250 years	5 868	5 898	63 511	69 893
98014000	Road tractors for semi-trailers of subheading 8701.21; 8701.22; 8701.23; and 8701.29; IKD	110 425	881 325	3 243 020	11 083 419
98015010	Bus vehicles of heading 87.02 other than those of subheading 9801.90, of a g.v.w. ≤ 5 tonnes, IKD	5 690	5 690	888	888

https://www.bps.go.id

I.3. IMPOR MENURUT KOMODITI / IMPORT BY HS COMMODITY
*** APRIL/*APRIL 2022* ***

H S	Uraian Komoditi/*Commodity Description*	Berat bersih/*Net weight* (Kg)		Nilai/*Value CIF* (US$)	
		Bulan ini *Current month*	Kumulatif *Cum. Jan. to date*	Bulan ini *Current month*	Kumulatif *Cum. Jan. to date*
98015020	Bus vehicles of heading 87.02 other than those of subheading 9801.90, of a g.v.w. > 5 tonnes but ≤ 24 tonnes, IKD	14 892	348 471	248 629	3 126 457
98016021	Motor vehicles for the transport of persons of heading 87.03 excluding sedan, 2 WD, body in unassembled & unpainted, set value at least Rp150.000.000,00 other than those of subheading 9801.90; IKD	11	11	916	916
98017020	Motor vehicles for the transport of goods of heading 87.04 other than those of subheading 9801.90; of a g.v.w > 5 tonnes but ≤ 24 tonnes; IKD	2 924 597	12 701 406	41 205 092	150 063 980
98017030	Motor vehicles for the transport of goods of heading 87.04 other than those of subheading 9801.90; of a g.v.w ≥ 24 tonnes; IKD	1 185 383	6 602 910	28 051 802	81 956 306
98018010	Chassis fitted with engines, for the bus vehicles of subheadings 8706.00.22 other than those of subheading 9801.90; with a g.v.w. > 5 tonnes but ≤ 24 tonnes; IKD	77 964	119 030	1 441 953	1 982 003
98019030	Motor vehicles for transport of other persons of subheading 8703.80; four-wheeled or more electric motor vehicle, only with battery electric motor for propulsion; IKD	8 100	8 100	33 374	33 374
98019050	Chassis fitted with electric motor for propulsion, of heading 87.06; four-wheeled or more electric motor vehicle, only with battery electric motor for propulsion; IKD	13 652	13 652	149 757	149 757
98022000	Gear boxes of IKD motor vehicle	1	1	184	184
98023000	Drive-axles of IKD motor vehicle	20 384	68 403	89 945	377 074
98043000	Bulb plate of non-alloy steel, w/ a height of ≥ 80 mm & carbon weight of < 0.6%, not further worked than hot-rolled, hot-drawn or extruded, of ship, which is includ in the tariff head 7216.50.99	1	1	2 265	2 265
98052000	Vessel's anchor of iron or steel weighing more than 300 kg, of ship, which is included in the tariff heading 7316.00.00	1 354	1 354	4 151	4 151
98054060	Butt welding fittings of stainless steel,w/ an internal diameter of ≥ 15 cm, contain by weight 16%-18% of chromium & 10%-15% of nickel,of ship,which is included in the tariff heading 7307.23.90	2	2	194	194
98056020	Propeller shaft of steel, of ship, which is included in the tariff heading 7326.90.99	499	499	749	749
98061000	Pipe of copper-zinc base alloys (brass), of ship, which is included in tariff heading 7411.21.00	689	689	3 667	3 667
98075020	Elements of vessel structures in the form of walls and ceilings,made of two sheet of aluminium w/ rockwool/oth insulating material in the center, which is includ in the tariff head 7610.90.99	98	98	5 446	5 446
98085000	Mechanical seals on shafts bars used in vessels, which is included in tariff heading 8484.20.00	39	39	4 886	4 886
98086000	Blades and propellers used on vessels, not equipped with electrical connectors, insulators, coils, contacts or other electrical parts, which is included in tariff heading 8487.10.00	624	624	2 251	2 251
98087330	Compressor used for supplying pressurized air required in vessels, which is included in tariff heading 8414.80.49	1 738	1 738	6 003	6 003
98087750	Controller functioning to align the speed of the vessel, not electrically operated, which is included in the tariff heading 8479.89.70	1 265	1 265	4 796	4 796
98087810	Pressure-reducing valves of iron/steel,manually operated sluice/gate valves with inlets or outlets of an internal diameter > 5 cm but ≤ 40 cm, of ship, which is includ in tariff head 8481.10.11	342	342	1 460	1 460
98087850	Manually operated butterfly valve of cast iron with an internal diameter of 8 cm or more, of ship, which is included in tariff heading 8481.80.62	3 751	3 751	11 266	11 266
98087860	Water pipeline valve of globe valve type, of ship, which is included in tariff heading 8481.80.63	190	190	733	733
98087880	Gate valves, manually operated, of iron or steel, having inlet and outlet internal diameters of > 40 cm, of ship, which is included in tariff heading 8481.80.74	77	77	94	94
98093000	Valve control system panels for piping systems, operated hydraulically, pneumatically or electrically, with a voltage ≤ 1,000 volts, of ship, which is included in the tariff heading 8537.10.19	4 168	4 168	6 255	6 255

https://www.bps.go.id

I.3. IMPOR MENURUT KOMODITI / IMPORT BY HS COMMODITY
***** APRIL/*APRIL 2022* *****

H S	Uraian Komoditi/*Commodity Description*	Berat bersih/*Net weight* (Kg)		Nilai/*Value CIF* (US$)	
		Bulan ini *Current month*	Kumulatif *Cum. Jan. to date*	Bulan ini *Current month*	Kumulatif *Cum. Jan. to date*
98097010	Fire detection and alarm systems in vessels, which is included in tariff heading 8531.10.20	25	25	867	867
98097030	Sound and visual signalling instruments for vessel's safety systems, which is included in the tariff heading 8531.80.90	60	60	186	186
98102000	Emergency safety equipment consisting of masks, tubes and hoses, of ship, which is included in tariff heading 9020.00.90	14	14	4 656	4 656
98103040	Marine navigation equipment for measuring / locating objects around the vessel by using signals from the transducer, which is included in the tariff heading 9014.80.11	12	12	44	44
98104020	Gas detection system operated automatically to cut off all gas supply in vessel, which is included in tariff heading 9032.89.39	443	443	573	573
98112000	Engine holder used as vibration damper for vessel's engine, made of vulcanised rubber, which is included in tariff heading 4016.99.59	2	2	428	428
99011000	Operating system software	10	154	4 776	42 942
99012000	Application software	71	185	8 468 109	8 843 584
99013000	Multimedia (audio, video or audio visual)	47	47	1 641	1 641
99014000	Supporting or driver data, including design for machinery system	0	26	0	6 654
99019000	Software and other digital product transmitted electronically oth than operating system or application or multimedia or supporting or driver data, include design for machinery system	1 463	2 348	419 070	772 939
TOTAL IMPORT		**15 311 997 567**	**59 371 996 888**	**19 757 449 353**	**76 569 482 308**

https://www.bps.go.id

I.4. IMPOR MENURUT NEGARA ASAL / *IMPORT BY COUNTRY OF ORIGIN*
*** APRIL/*APRIL* 2022 ***

Kode Negara/ *Country Code*		Negara Asal/*Country of Origin*	Berat bersih/*Net weight* (Kg)		Nilai/*Value CIF* (US$)	
			Bulan ini *Current month*	Kumulatif *Cum. Jan. to date*	Bulan ini *Current month*	Kumulatif *Cum. Jan. to date*
111	JP	Japan	357 815 205	1 553 704 629	1 387 958 570	5 678 604 175
112	HK	Hong Kong	45 680 768	182 365 911	348 097 428	1 073 924 737
113	KP	Korea, Dem. People'S Rep.	1 080	2 371	49 749	72 926
114	KR	Korea, Republic Of	386 576 980	1 726 281 112	975 307 999	3 955 906 259
115	TW	Taiwan	107 756 378	361 112 563	406 255 193	1 647 558 728
116	CN	China	2 397 447 002	9 040 745 418	5 109 937 212	21 012 697 470
117	MN	Mongolia	12	1 555 722	1 171	688 954
118	MO	Macau	38 376	177 851	504 568	2 228 707
120	PG	Papua New Guinea	495 797	56 730 466	1 027 533	42 711 000
121	TH	Thailand	662 719 175	3 106 898 528	839 779 992	4 023 139 580
122	SG	Singapore	1 258 942 151	4 759 832 671	1 763 350 051	6 340 962 305
123	PH	Philippines	23 765 325	116 766 588	156 518 601	505 055 954
124	MY	Malaysia	806 783 473	3 300 781 982	1 051 249 397	3 963 963 965
125	MM	Myanmar	19 134 015	52 834 665	20 852 273	62 087 997
126	KH	Cambodia	393 627	1 421 926	3 602 641	17 494 771
127	BN	Brunei Darussalam	109 656 253	297 637 525	103 637 922	238 712 194
128	LA	Lao People'S Dem. Rep.	19 633 496	53 156 462	12 564 349	34 071 366
129	NP	Nepal	70 874	146 688	85 137	176 377
130	BT	Bhutan	0	504 000	0	1 669 248
131	VN	Viet Nam	346 554 327	1 254 897 579	393 142 396	1 662 504 506
132	MV	Maldives	0	152 192	0	203 928
133	IN	India	770 856 818	3 654 440 384	732 459 696	3 393 422 890
134	PK	Pakistan	8 139 686	53 688 888	10 077 071	69 563 065
135	BD	Bangladesh	3 049 815	13 600 162	9 544 123	37 271 830
136	LK	Sri Lanka	539 002	2 566 854	4 430 354	16 289 094
137	AF	Afghanistan	1 137	9 457	57 998	136 951
138	ID	Indonesia	951 158	3 342 034	3 100 717	11 354 176
141	IQ	Iraq	62	162 631 204	316	72 460 558
142	IR	Iran (Islamic Republic Of)	4 693 008	9 934 495	1 830 453	6 531 100
143	SA	Saudi Arabia	739 559 353	2 549 470 155	638 319 806	1 942 417 855
144	IL	Israel	204 098	685 907	4 030 907	17 422 461
145	KW	Kuwait	70 980 934	119 181 430	38 443 207	74 615 794
146	JO	Jordan	166 948 183	460 212 194	42 083 328	106 131 574
148	LB	Lebanon	85 181	459 267	146 473	909 661
149	PS	Palestina	17 033	114 418	135 955	819 943
151	YE	Yemen	27	73 377	218	238 257
152	OM	Oman	355 241 332	986 128 525	162 659 896	483 680 092
153	SY	Syria Arab Republic	37	3 742	174	78 774
154	TR	Turkey	69 282 138	199 815 874	28 740 930	150 579 493
155	AE	United Arab Emirates	71 825 148	844 920 303	102 170 628	831 826 501
156	QA	Qatar	114 973 061	485 092 588	95 785 493	341 351 005
157	BH	Bahrain	55 392 934	103 019 416	58 039 196	109 257 965
158	CY	Cyprus	43	40 531	4 183	115 174
211	EG	Egypt	76 642 867	371 792 873	14 070 087	84 856 162
212	LY	Libyan Arab Jamahiriya	169 600	498 113	177 181	511 703
213	MA	Morocco	41 287 737	182 050 497	16 791 636	69 074 304
214	TN	Tunisia	806 640	6 333 692	3 503 482	25 947 379
215	DZ	Algeria	47 357 177	208 156 531	45 319 786	154 003 031
216	SD	Sudan	5 919 527	15 330 085	6 646 463	17 208 817
217	ER	Eritrea	5	59	360	866
219	NA	Namibia	130 716	216 585	1 298 914	2 088 598
220	EH	Western Sahara	15 259	15 259	26 838	26 838
221	ET	Ethiopia	1 174 578	7 024 652	2 415 026	14 165 179
222	TZ	Tanzania, United Rep. Of	534 600	6 595 283	877 583	16 470 120
223	MG	Madagascar	2 646 856	9 090 615	18 148 465	71 754 427
224	SO	Somalia	1	23	126	4 858
225	KE	Kenya	1 689 472	4 632 790	4 300 594	12 117 950
226	RE	Reunion	6	7 235	575	205 823
227	MZ	Mozambique	439 605	2 035 457	453 303	3 175 135
228	BW	Botswana	1	3	6 909	27 059
229	GQ	Equatorial Guinea	0	78 071 782	0	52 486 320

https://www.bps.go.id

I.4. IMPOR MENURUT NEGARA ASAL / *IMPORT BY COUNTRY OF ORIGIN*
*** APRIL/*APRIL* 2022 ***

Kode Negara/ *Country Code*		Negara Asal/*Country of Origin*	Berat bersih/*Net weight* (Kg)		Nilai/*Value CIF* (US$)	
			Bulan ini *Current month*	Kumulatif *Cum. Jan. to date*	Bulan ini *Current month*	Kumulatif *Cum. Jan. to date*
230	TG	Togo	69	1 118 603	71	1 368 205
231	GH	Ghana	801 309	3 473 623	1 692 509	7 112 818
232	LR	Liberia	460 563	21 083 388	1 032 371	20 798 330
233	GN	Guinea	1 771 075	5 563 206	3 937 421	12 371 801
234	AO	Angola	139 433 423	140 473 936	121 632 291	124 080 947
235	CG	Congo	91 613 203	92 340 043	65 219 059	65 816 899
236	CM	Cameroon	1 323 140	5 678 970	2 759 001	11 846 742
237	NG	Nigeria	657 545 243	2 071 329 182	526 963 272	1 443 426 728
238	SL	Sierra Leone	104 390	525 765	220 702	1 080 415
239	GA	Gabon	81 210 166	124 449 206	59 004 241	69 378 430
240	CI	Cote D'Ivoire	3 434 634	38 027 680	8 197 786	73 875 693
241	SN	Senegal	174 403	454 457	111 432	448 057
242	MR	Mauritania	0	100 000	0	147 000
243	ML	Mali	492 436	841 561	1 198 116	1 995 987
245	BF	Burkina Faso	199 287	742 273	449 233	1 595 920
246	GW	Guinea Bissau	0	16	0	198
247	GM	Gambia	17 455	17 496	35 678	37 048
249	SC	Seychelles	206 465	1 493 722	332 505	2 453 022
251	UG	Uganda	274 961	1 359 680	890 448	3 889 648
252	CF	Central African Republic	1	769	75	2 544
253	NE	Niger	485	2 523	12 268	40 358
254	TD	Chad	1 150 351	3 788 293	2 912 314	8 672 468
256	SH	Saint Helena	3	3	249	249
257	ST	Sao Tome And Principe	1	12	48	467
260	SZ	Swaziland	7 015	43 051	249 749	1 427 662
261	ZA	South Africa	197 093 467	896 861 055	225 597 977	876 411 642
262	ZW	Zimbabwe	1 323 273	6 582 167	6 576 784	24 283 631
263	ZM	Zambia	277 259	6 190 799	1 393 100	5 533 302
264	MW	Malawi	263 800	336 451	1 206 266	1 430 276
265	KM	Comoros	0	100 002	0	775 141
266	BI	Burundi	25 007	25 024	20 460	20 817
267	MU	Mauritius	510	273 541	145 269	861 372
268	RW	Rwanda	0	23	0	1 871
271	CD	Democratic Rep. Of The Congo	294 911	2 064 229	671 561	7 938 269
311	AU	Australia	1 176 366 638	6 708 821 255	613 312 589	2 628 754 329
312	NZ	New Zealand	61 379 837	280 126 493	113 292 856	435 187 802
319	GU	Guam	0	1	0	503
320	PW	Palau	15	19	716	1 041
321	NR	Nauru	16	249	44	33 685
322	NC	New Caledonia	0	81	0	3 669
324	MP	Northern Mariana Islands	0	4	0	90
331	AS	American Samoa	409	34 281	2 986	171 656
332	CK	Cook Islands	0	22	0	507
333	FJ	Fiji	9	127 698	685	137 529
334	KI	Kiribati	0	8 111 106	0	10 512 792
335	MH	Marshall Islands	25 277	19 276 684	52 308	17 615 290
336	WS	Samoa	391	68 777	3 638	282 370
337	SB	Solomon Islands	296 800	1 061 594	522 339	1 870 082
340	CX	Christmas Islands	0	25	0	6 138
341	UM	U.S Minor Outlying Island	3	29	626	5 776
342	CC	Cocos (Keeling) Islands	0	763	0	12 455
343	TK	Tokelau	1 090	1 096	16 789	18 468
345	PN	Pitcairn	75	75	1 341	1 341
346	TF	French Southern Territories	0	2	0	724
391	TL	East Timor	678 033	2 806 502	180 143	1 032 199
392	AQ	Antartica	0	2	0	3 036
411	US	United States	1 022 063 371	3 118 777 486	1 146 990 411	3 522 328 978
412	CA	Canada	399 606 528	1 412 399 655	222 794 655	843 628 373
421	MX	Mexico	2 345 850	17 426 284	25 011 766	110 981 859
422	GT	Guatemala	25 097	88 267	172 471	281 705
423	HN	Honduras	61	1 240	2 326	53 888

https://www.bps.go.id

I.4. IMPOR MENURUT NEGARA ASAL / *IMPORT BY COUNTRY OF ORIGIN*
*** APRIL/*APRIL* 2022 ***

Kode Negara/ *Country Code*		Negara Asal/*Country of Origin*	Berat bersih/*Net weight* (Kg)		Nilai/*Value CIF* (US$)	
			Bulan ini *Current month*	Kumulatif *Cum. Jan. to date*	Bulan ini *Current month*	Kumulatif *Cum. Jan. to date*
424	NI	Nicaragua	243	1 020	26 752	49 328
425	PA	Panama	25 213	74 634	22 549	242 751
426	CU	Cuba	17 385	17 423	87 209	233 931
427	CW	Curacao	8	24	3 309	8 566
428	SR	Suriname	452	738	3 882	15 570
431	CL	Chile	7 699 873	25 439 191	19 510 066	60 270 808
432	VE	Venezuela	504 563	1 868 068	808 279	3 269 627
433	AR	Argentina	809 270 899	2 223 420 987	349 327 984	951 566 176
434	BR	Brazil	731 603 111	2 363 291 680	344 405 116	1 208 880 659
435	CO	Colombia	224 373	997 186	881 218	4 273 805
436	BO	Bolivia	1 508 814	4 856 971	1 062 473	2 949 971
437	UY	Uruguay	1 372 778	6 255 720	1 177 078	7 963 751
438	PY	Paraguay	31 432 046	71 992 736	18 044 169	41 482 033
441	EC	Ecuador	3 723 981	25 715 778	9 676 121	63 395 290
442	PE	Peru	34 176 359	78 602 233	8 822 304	37 693 281
443	GY	Guyana	48	88	3 485	8 830
444	TT	Trinidad And Tobago	64	1 039	8 424	22 198
446	JM	Jamaica	5	157	250	14 149
447	PR	Puerto Rico	12 437	29 224	5 677 679	21 064 831
448	BZ	Belize	8	248	19	2 953
449	DO	Dominican Republic	206 718	1 320 500	1 094 094	5 293 588
450	SV	El Salvador	975	22 838	101 660	549 883
451	CR	Costa Rica	5 892	117 358	743 806	2 955 732
452	HT	Haiti	143	797	2 071	85 607
453	BB	Barbados	1 005	1 562	25 293	44 322
454	AG	Antigua And Barbuda	84	48 387	4 292	109 128
455	AI	Anguilla	47	211	1 385	5 727
458	CV	Cape Verde	10 400	18 457	10 552	84 193
460	DM	Dominica	3	345	1 618	3 180
462	GF	French Guiana	0	1	0	287
463	PF	French Polynesia	0	17 426	0	9 997
464	GL	Greenland	21 141	127 269	70 696	475 332
465	GD	Grenada	0	10	0	271
466	MQ	Martinique	0	2	0	246
467	AN	Netherlands Antilles	134 102	296 390	13 244	230 685
468	NF	Norfolk Islands	0	17 705	0	10 269
471	TC	Turks And Caicos Islands	0	14	0	5 775
472	GP	Guadeloupe	0	1	0	19
473	KN	Saint Kitts And Nevis	0	1	0	154
476	MS	Montserrat	16	26	972	1 545
477	VG	Virgin Islands (British)	7 115	34 142	40 911	166 012
478	VI	U.S. Virgin Islands	15 965	47 092	383 300	1 250 334
479	BL	Saint Barthelemy	0	393	0	1 996
511	GB	United Kingdom	37 834 828	154 241 952	65 144 424	303 395 920
512	NL	Netherlands	56 160 099	183 939 875	75 108 824	273 472 834
513	FR	France	30 784 984	108 945 502	114 382 881	432 813 578
514	DE	Germany, Fed. Rep. Of	45 208 988	197 392 780	289 981 442	1 145 380 981
515	AT	Austria	1 756 337	8 601 664	31 477 610	155 655 940
516	BE	Belgium	21 292 191	75 962 831	44 014 903	192 959 937
517	CH	Switzerland	1 603 182	7 746 461	48 652 543	202 836 524
518	LU	Luxembourg	58 923	473 275	1 365 389	6 429 925
520	MC	Monaco	137	4 316	10 913	197 935
521	DK	Denmark	4 329 051	22 702 838	16 015 490	96 205 424
522	NO	Norway	9 895 476	79 362 167	10 837 585	81 137 375
523	SE	Sweden	17 061 767	62 988 186	47 112 104	182 769 934
524	FI	Finland	5 180 055	24 257 743	41 830 090	171 171 439
525	IE	Ireland	1 713 784	5 566 111	14 517 938	60 377 215
526	IT	Italy	50 584 512	210 972 762	103 241 785	455 659 301
527	ES	Spain	24 631 986	76 973 126	43 759 348	211 765 369
528	PT	Portugal	1 382 640	3 247 544	3 552 631	11 977 527
529	IS	Iceland	133 843	679 267	1 101 468	3 472 812

https://www.bps.go.id

I.4. IMPOR MENURUT NEGARA ASAL / *IMPORT BY COUNTRY OF ORIGIN*
*** APRIL/*APRIL* 2022 ***

Kode Negara/ *Country Code*		Negara Asal/*Country of Origin*	Berat bersih/*Net weight* (Kg)		Nilai/*Value CIF* (US$)	
			Bulan ini *Current month*	Kumulatif *Cum. Jan. to date*	Bulan ini *Current month*	Kumulatif *Cum. Jan. to date*
531	GR	Greece	10 806 923	35 573 223	11 169 468	43 857 362
533	AD	Andorra	574	21 425	24 961	258 847
534	LI	Liechtenstein	1 425	5 220	126 238	589 152
542	HU	Hungary	630 512	2 399 885	6 835 550	28 885 616
543	PL	Poland	5 014 636	22 452 168	15 151 731	64 051 490
544	RO	Romania	764 755	2 487 015	3 127 206	11 992 964
545	BG	Bulgaria	997 960	4 021 313	2 994 304	11 699 997
548	AL	Albania	282	919	8 882	38 604
549	AM	Armenia	1	471	140	15 970
550	AZ	Azerbaijan	1 129	605 871	22 817	239 714
551	BY	Belarus	980 539	134 887 115	1 695 652	80 188 195
552	KZ	Kazakhstan	117 168 618	298 088 376	44 729 110	211 463 121
553	KG	Kyrgyzstan	1 015	1 119	9 575	12 238
554	MD	Moldova, Republic Of	2 935 821	35 893 272	963 426	11 656 040
555	TJ	Tajikistan	3	3	18	18
557	UA	Ukraine	1 749 003	74 059 236	1 328 074	43 517 039
558	UZ	Uzbekistan	1 613 170	5 983 220	1 714 564	6 433 239
559	LT	Lithuania	608 873	1 848 240	1 709 476	5 421 452
560	LV	Latvia	25 125	120 718	1 143 049	5 118 222
561	EE	Estonia	156 651	778 792	856 273	5 396 686
562	GE	Georgia	522	3 901	33 623	97 237
563	HR	Croatia	181 204	1 717 596	933 451	3 997 504
564	BA	Bosnia And Herzegovina	71 206	79 706	180 661	418 967
565	MT	Malta	1 049	53 155	167 343	482 386
566	SK	Slovakia	110 777	609 289	1 750 807	6 691 977
567	SI	Slovenia	1 145 348	3 721 994	2 507 454	8 831 768
568	CZ	Czech Republic	2 200 276	7 085 991	12 880 190	48 000 878
570	MK	Rep. Of Macedonia	13 564	28 870	27 081	91 620
571	FO	Faeroe Islands	61	239	2 890	9 636
572	RU	Russia Federation	235 905 561	1 307 221 128	156 141 876	760 303 827
573	RS	Serbia	14 979	40 998	222 168	702 563
574	ME	Montenegro	1	51 274	87	9 540 499
575	CS	Kosovo	0	547	0	13 505
578	GG	Guernsey	0	2	0	137
579	IM	Isle Of Man	0	93	0	6 552
580	JE	Jersey	1	5	3	355
TOTAL IMPORT			**15 311 997 567**	**59 371 996 888**	**19 757 449 353**	**76 569 482 308**

https://www.bps.go.id

I.5. IMPOR MENURUT PROPINSI DAN PELABUHAN BONGKAR
IMPORT BY PROVINCE AND PORT OF IMPORTATION
*** APRIL/*APRIL* 2022 ***

Provinsi/Pelabuhan Bongkar *Province/Port of Importation*			Berat bersih/*Net weight* (Kg)		Nilai/*Value CIF* (US$)	
			Bulan ini *Current month*	Kumulatif *Cum. Jan. to date*	Bulan ini *Current month*	Kumulatif *Cum. Jan. to date*
ACEH			**797 647**	**20 930 391**	**1 243 133**	**19 051 768**
11104	IDLSW	Lhok Seumawe	0	3 000 365	0	1 505 628
11107	IDCLG	Calang	0	4 074 754	0	14 599 594
11117	IDKRU	Krueng Raja Malahayati	0	3 057 625	0	1 403 450
11118	IDKLS	Kuala Langsa	797 647	797 647	1 243 133	1 243 133
11119	IDLHK	Lhok Nga	0	10 000 000	0	299 963
SUMATERA UTARA			**534 216 687**	**2 328 272 319**	**528 578 712**	**2 095 240 973**
12002	IDKNO	Kuala Namu International Airport	70 643	352 879	594 043	4 598 592
12141	IDPSU	Pangkalan Susu	9 993 474	12 040 402	9 922 850	10 943 727
12144	IDBLW	Belawan	472 453 339	2 074 930 900	481 746 980	1 906 792 457
12149	IDTBR	Tanjung Beringin	0	85 739 668	0	67 479 465
12170	IDKTJ	Kuala Tanjung	51 699 231	155 208 470	36 314 839	105 426 732
SUMATERA BARAT			**30 665 344**	**106 772 851**	**37 754 939**	**63 960 815**
13191	IDTBY	Padang/Tl.Bayur	30 590 347	106 697 854	37 499 113	63 704 989
13192	IDPDG	Padang / Tabing (U)	74 997	74 997	255 826	255 826
RIAU			**334 497 990**	**1 160 574 940**	**239 053 880**	**935 828 687**
14003	IDFTG	Futong Terminal	4 165 316	74 335 427	4 688 866	43 984 444
14223	IDPAI	Panipahan	6 447	25 150	7 568	24 870
14225	IDDUM	Dumai	195 234 027	581 797 606	116 139 081	329 147 157
14228	IDBLS	Bengkalis	308 356	881 735	242 426	738 497
14230	IDSPA	Selat Panjang	156 088	478 422	112 695	380 086
14231	IDSSI	Siak Sri Indrapura	0	1 474	0	16 109
14233	IDPEK	Pekanbaru (Rumbai)	0	67 094	0	841 886
14235	IDSUQ	Sungai Guntung	0	3 395 349	0	11 622 942
14242	IDTEM	Tembilahan	2 038 739	4 955 262	8 893 435	18 929 701
14243	IDKEN	Kuala Enok	0	8 210	0	35 468
14261	IDPKU	Pekan Baru / Simpang Tiga (U)	94 117	35 058 477	4 460 852	26 376 737
14273	IDPAK	Pekan Baru	60 586 749	176 529 493	82 583 115	379 311 890
14277	IDBUN	Buatan	5 492 521	75 463 210	979 266	52 295 602
14278	IDPWG	Perawang, Sumatra	66 415 630	207 578 031	20 946 576	72 123 298
JAMBI			**15 551 554**	**29 505 315**	**2 306 259**	**12 823 975**
15291	IDKTK	Kuala Tungkal	13 831 732	22 441 681	1 079 487	2 628 079
15293	IDDJM	Jambi	1 719 822	7 063 634	1 226 772	10 195 896
SUMATERA SELATAN			**167 624 524**	**389 590 383**	**77 646 619**	**312 537 612**
16002	IDAIR	Air Sugihan	1 347 763	2 480 176	2 507 984	4 560 858
16326	IDPLA	Palembang - Plaju	11 133 038	39 076 017	11 179 600	34 831 049
16334	IDPLM	Mahmud Badaruddin Ii Airport	5 579	13 602	1 350 000	1 403 150
16340	IDMRI	Musi River/Boom Baru	155 138 144	348 020 588	62 609 035	271 742 555
LAMPUNG			**389 369 897**	**1 457 500 053**	**259 377 196**	**923 878 396**
18001	IDSMB	Semangka Bay, St	126 462 000	625 089 000	92 611 016	388 905 748
18395	IDPJG	Panjang (Lampung, Sumatra)	262 905 328	832 408 484	166 521 653	534 728 121
18397	IDTKG	Tanjung Karang / Branti (U)	2 569	2 569	244 527	244 527
KEPULAUAN BANGKA BELITUNG			**3 258 135**	**12 043 843**	**1 926 881**	**21 118 396**
19321	IDMUO	Muntok	0	2 546 318	0	15 689 882
19323	IDPGX	Pangkal Balam /Pkl.Pinang	3 258 135	9 486 842	1 926 881	5 355 357
19328	IDTPD	Tanjung Pandan	0	10 683	0	73 157
KEPULAUAN RIAU			**565 125 417**	**2 466 129 419**	**1 480 226 788**	**5 530 120 752**
21001	IDBTM	Batam Island	19	19	18 601	18 601
21004	IDLBM	Lobam	1 131 420	4 902 021	16 178 930	66 279 832
21005	IDMWK	Matak	0	789 071	0	2 739 826
21007	IDKIJ	Kijang	778 859	2 608 148	1 689 178	6 080 698
21013	IDQJB	Jatty Baru	9 586 836	34 643 144	6 075 173	22 289 841
21248	IDTBK	Tanjung Balai Karimun	76 117 013	572 082 534	63 935 843	443 780 720
21249	IDPSS	Pulau Sambu	2 586 000	93 794 002	15 738 000	136 064 237
21250	IDTAN	Tanjung Uban	256 072 716	850 327 124	267 060 197	767 268 655

https://www.bps.go.id

I.5. IMPOR MENURUT PROPINSI DAN PELABUHAN BONGKAR
IMPORT BY PROVINCE AND PORT OF IMPORTATION
*** APRIL/*APRIL* 2022 ***

Provinsi/Pelabuhan Bongkar *Province/Port of Importation*			Berat bersih/*Net weight* (Kg)		Nilai/*Value CIF* (US$)	
			Bulan ini *Current month*	Kumulatif *Cum. Jan. to date*	Bulan ini *Current month*	Kumulatif *Cum. Jan. to date*
21251	IDTPN	Tanjung Pinang	108 370	359 384	56 216	2 695 256
21258	IDBTU	Batu Ampar	178 462 013	643 294 099	736 003 878	2 766 134 792
21260	IDDAS	Singkep - Dabo	0	80 119 440	0	31 417 432
21265	IDSKP	Sekupang	25 399 515	94 037 235	357 960 637	1 153 043 486
21267	IDKAB	Kabil/Panau	14 882 247	89 169 056	15 494 359	126 791 157
21271	IDBTH	Batam / Hang Nadim (U)	409	4 142	15 776	5 516 219
DKI JAKARTA			**3 081 513 609**	**12 411 446 835**	**7 782 345 338**	**35 015 363 126**
31431	IDTPP	Tanjung Priok	3 059 217 183	12 325 067 419	6 443 108 199	28 824 028 250
31433	IDJKT	Jakarta / Pasar Ikan	51 599	267 933	78 282	633 249
31434	IDCGK	Cengkareng / Sukarno Hatta (U)	9 413 178	51 923 824	1 305 591 402	6 116 169 981
31435	IDPSB	Jakarta / Pos Pasar Baru (Ptt)	1 701	4 735	164 761	594 959
31436	IDHLP	Halim Perdana Kusuma (U)	12 829 948	34 182 924	33 402 694	73 936 687
JAWA BARAT			**471 562 173**	**1 471 004 541**	**1 138 049 498**	**2 439 848 123**
32009	IDJBK	Jababeka	125 311 199	280 620 337	674 246 161	1 155 325 718
32463	IDCBN	Cirebon	40 528 029	69 576 723	49 070 641	54 076 323
32466	IDBDO	Bandung / Husein Sastranegara (U	0	62 820	0	1 800 000
32467	IDBLG	Balongan	295 737 900	1 104 154 524	309 647 041	1 044 686 882
32468	IDBND	Bandung (Ptt/Gede Bage)	6 473 866	6 555 457	58 824 961	60 156 170
32481	IDPMB	Patimban	3 511 179	10 034 680	46 260 694	123 803 030
JAWA TENGAH			**1 531 195 830**	**4 529 113 145**	**1 664 314 703**	**4 839 939 584**
33002	IDSKT	Surakarta	17 265 977	17 265 977	65 135 814	65 135 814
33494	IDTES	Tanjung Emas	407 794 500	1 682 066 181	643 871 633	2 708 250 542
33495	IDCXP	Cilacap	1 101 694 178	2 823 743 054	876 220 578	1 955 436 100
33496	IDSRG	Semarang / Achmad Yani (U)	4 153 529	5 740 605	68 167 821	100 168 534
33497	IDSMR	Semarang (Ptt)	0	9 682	0	29 737
33498	IDSOC	Solo / Jebres / Adi Sumarmo (U)	287 646	287 646	10 918 857	10 918 857
DI YOGYAKARTA			**808 516**	**859 140**	**11 835 605**	**15 609 776**
34002	IDYIA	Yogyakarta International Airport	808 516	859 140	11 835 605	15 609 776
JAWA TIMUR			**3 066 750 092**	**11 555 306 963**	**2 770 899 190**	**10 416 583 457**
35002	IDKSO	Kalbut Situbondo	186 488 776	786 988 996	174 578 153	655 154 743
35561	IDTUB	Tuban	325 783 771	1 894 714 172	339 909 225	1 681 166 435
35562	IDGRE	Gresik	642 769 364	2 497 341 213	225 731 484	951 206 697
35563	IDTPE	Tanjung Perak	1 801 110 547	6 097 459 435	1 798 518 989	6 529 905 392
35564	IDPAZ	Pasuruan	74 844 758	74 844 758	81 263 976	81 263 976
35565	IDPRO	Probolinggo (Kalibuntu)	10 838 858	143 115 858	3 313 816	47 111 907
35567	IDBJU	Banyuwangi	24 449 667	58 479 522	21 907 738	51 035 433
35587	IDSUB	Surabaya /Juanda (U)	462 894	1 949 178	125 665 751	418 256 903
35588	IDSUR	Surabaya (Ptt)	1 457	413 831	10 058	1 481 971
BANTEN			**2 342 316 492**	**10 577 102 219**	**1 683 631 024**	**6 288 795 531**
36005	IDCIW	Ciwandan	80 956 084	702 804 665	48 569 082	345 609 521
36010	IDBYH	Bayah	10 500 000	31 500 000	422 625	1 213 275
36461	IDMRK	Merak	729 761 052	3 130 736 807	762 969 770	2 729 945 798
36471	IDTLN	Tanjung Leneng	313 216 925	1 147 936 759	226 723 873	860 941 461
36472	IDTSO	Tanjung Sekong	230 410 823	876 653 798	211 045 267	702 151 136
36473	IDCGD	Cigading	977 471 608	4 687 470 190	433 900 407	1 648 934 340
BALI			**128 121**	**2 694 327**	**3 381 631**	**11 019 814**
51005	IDCEB	Celukan Bawang, Bl	0	1 965 951	0	917 234
51618	IDCBW	Celukan Bawang	0	415 750	0	1 054 083
51620	IDDPS	Denpasar / Ngurah Rai (U)	128 121	312 626	3 381 631	9 048 497
NUSA TENGGARA BARAT			**15 415 172**	**56 834 770**	**13 864 799**	**68 233 602**
52001	IDBEN	Benete	215 172	4 160 306	5 093 831	39 497 964
52009	IDCLI	Gilikaki	15 200 000	51 200 000	8 770 968	28 049 378
52663	IDBDS	Badas Sumbawa	0	1 474 464	0	686 260

https://www.bps.go.id

I.5. IMPOR MENURUT PROPINSI DAN PELABUHAN BONGKAR
IMPORT BY PROVINCE AND PORT OF IMPORTATION
*** APRIL/*APRIL* 2022 ***

Provinsi/Pelabuhan Bongkar *Province/Port of Importation*			Berat bersih/*Net weight* (Kg)		Nilai/*Value CIF* (US$)	
			Bulan ini *Current month*	Kumulatif *Cum. Jan. to date*	Bulan ini *Current month*	Kumulatif *Cum. Jan. to date*
NUSA TENGGARA TIMUR			**678 030**	**2 234 302**	**179 967**	**607 016**
53003	IDABU	Atambua	678 030	2 234 302	179 967	607 016
KALIMANTAN BARAT			**32 322 497**	**105 288 233**	**31 291 650**	**108 594 364**
61714	IDPON	Pontianak	22 252 450	69 565 641	20 914 337	68 419 853
61721	IDKDW	Kendawangan	9 691 861	34 171 831	6 105 873	21 561 610
61722	IDPNK	Pontianak / Supadio (U)	95	1 172 668	3 978 650	18 292 831
61724	IDSTT	Sintete	1	3	14 235	41 515
61726	IDENT	Entikong	378 090	378 090	278 555	278 555
KALIMANTAN TENGAH			**2 910 679**	**21 731 952**	**2 483 335**	**10 707 311**
62744	IDKUM	Kumai	2 400	4 802 400	48 600	1 041 100
62746	IDSMQ	Sampit	2 908 279	14 929 336	2 434 735	8 745 112
62750	IDPPS	Pulang Pisau	0	2 000 216	0	921 099
KALIMANTAN SELATAN			**107 318 240**	**343 353 121**	**111 139 085**	**330 789 629**
63001	IDBTW	Batulicin	0	3 431 006	0	1 684 838
63002	IDKBU	Kotabaru	75 119 864	234 846 771	74 463 559	227 096 349
63007	IDTAR	Tarjun	8 200 000	16 400 000	416 642	809 176
63008	IDPUT	Pulau Laut	1 991 888	58 715 757	6 929 781	46 084 272
63771	IDBAN	Banjarmasin	6 293 824	11 235 425	11 116 164	35 506 766
63773	IDKTB	Kotabaru	15 427 433	15 427 433	15 612 317	15 612 317
63775	IDBLC	Batu Licin	0	1 011 498	0	465 289
63777	IDBDJ	Banjar Masin /Samsudin Noor (U)	231	2 000 231	34 135	964 135
63779	IDASA	Asam Asam	285 000	285 000	2 566 487	2 566 487
KALIMANTAN TIMUR			**418 990 829**	**1 396 505 610**	**415 712 228**	**1 463 698 850**
64003	IDKRG	Kariangau	4 905 623	21 920 565	52 921 407	230 605 259
64017	IDTBA	Tanjung Bara, Kl	17 228	126 083 407	863 545	113 853 122
64803	IDBPP	Balikpapan	404 043 854	1 169 595 720	335 348 254	957 005 264
64805	IDSRD	Samarinda	359 459	4 170 230	1 393 598	9 117 152
64814	IDBPN	Balikpapan /Sepinggan (U)	464 478	6 750 950	22 495 604	96 210 816
64817	IDBTG	Bontang	9 197 766	67 720 970	2 673 727	53 376 917
64821	IDSRI	Samarinda / Temindung (U)	2 421	2 421	16 093	16 093
64822	IDADB	Adang Bay	0	4 001	0	80 320
64826	IDSKI	Sangkulirang, Kalimantan	0	257 346	0	3 433 907
KALIMANTAN UTARA			**7 470 991**	**38 127 002**	**9 315 467**	**41 889 148**
65807	IDTJS	Tanjung Selor	0	1 412 792	0	672 489
65808	IDLIN	Lingkas Tarakan	0	4 159 880	0	1 172 706
65809	IDNNX	Nunukan	7 456 571	30 085 646	9 202 167	32 953 532
65815	IDTRK	Tarakan (U)	0	2 454 264	0	6 977 121
65819	IDJUA	Juata Tarakan	14 420	14 420	113 300	113 300
SULAWESI UTARA			**1 540 552**	**81 549 017**	**3 507 172**	**48 094 332**
71834	IDMND	Manado	0	322	0	16 425
71835	IDBIT	Bitung	1 540 337	40 645 369	3 480 547	42 325 154
71843	IDMDC	Menado / Sam Ratulangi (U)	215	326	26 625	53 520
71845	IDLUK	Labuhan Uki	0	40 903 000	0	5 699 233
SULAWESI TENGAH			**1 299 732 231**	**5 597 068 202**	**838 972 235**	**3 141 908 641**
72003	IDMOW	Morowali	1 299 732 231	5 589 885 182	838 972 235	3 128 920 024
72005	IDKNL	Kolonodale	0	269 540	0	472 704
72867	IDPSJ	Posso	0	134 804	0	575 428
72868	IDLUW	Luwuk	0	1 808 781	0	909 669
72877	IDPAT	Pantoloan	0	4 969 895	0	11 030 816
SULAWESI SELATAN			**121 489 176**	**505 232 116**	**89 936 912**	**319 558 563**
73002	IDMAK	Makassar	121 379 803	459 324 838	89 167 016	299 730 143
73892	IDPAP	Pare-Pare	109 369	12 609 369	749 896	2 116 146
73893	IDUJU	Ujungpandang	0	14 922	0	714 301
73897	IDMLI	Malili, Sulawesi	0	33 282 829	0	16 959 143
73904	IDUPG	Ujung Pandang / Hasanuddin (U)	4	158	20 000	38 830

https://www.bps.go.id

I.5. IMPOR MENURUT PROPINSI DAN PELABUHAN BONGKAR
IMPORT BY PROVINCE AND PORT OF IMPORTATION
*** APRIL/*APRIL* 2022 ***

Provinsi/Pelabuhan Bongkar *Province/Port of Importation*			Berat bersih/*Net weight* (Kg)		Nilai/*Value CIF* (US$)	
			Bulan ini *Current month*	Kumulatif *Cum. Jan. to date*	Bulan ini *Current month*	Kumulatif *Cum. Jan. to date*
SULAWESI TENGGARA			**322 854 095**	**1 390 797 517**	**156 185 257**	**884 174 914**
74921	IDBUW	Bau-Bau	9 190 891	37 587 156	9 135 504	35 473 666
74922	IDKDR	Kendari	313 663 204	1 353 210 361	147 049 753	848 701 248
GORONTALO			**1 400 000**	**25 781 860**	**793 996**	**15 677 519**
75841	IDGOR	Gorontalo	1 400 000	24 166 919	793 996	14 934 646
75842	IDGTO	Gorontalo / Jalaluddin(U)	0	1 614 941	0	742 873
SULAWESI BARAT			**0**	**1 400 000**	**0**	**637 000**
76899	IDMJU	Mamuju	0	1 400 000	0	637 000
MALUKU			23 373 752	112 188 347	24 055 196	99 426 113
81946	IDAMB	Ambon	23 372 125	99 611 145	23 171 609	91 087 128
81950	IDDBO	Dobo	0	13 675	0	298 626
81951	IDTUL	Tulehu	0	12 561 900	0	7 156 772
81954	IDAMQ	Ambon / Pattimura/Laha (U)	1 627	1 627	883 587	883 587
MALUKU UTARA			**346 186 186**	**982 590 195**	**340 432 398**	**943 281 898**
82006	IDSSO	Soe Soe/Susu	260 856 608	553 221 593	217 940 281	510 533 464
82942	IDTTE	Ternate	81 332 363	118 539 506	103 151 949	170 323 826
82959	IDGLX	Galela , Maluku	0	2 008 677	0	1 012 446
82962	IDOBI	Obi Island	3 997 215	308 820 419	19 340 168	261 412 162
PAPUA BARAT			**55 330 000**	**106 430 000**	**3 571 544**	**10 517 419**
91971	IDSOR	Sorong	1 750 000	1 750 000	1 064 000	1 064 000
91972	IDMKW	Manokwari	53 580 000	104 680 000	2 507 544	9 453 419
PAPUA			**19 603 109**	**86 037 960**	**33 436 716**	**139 965 204**
94001	IDAMA	Amamapare, Ij	16 404 832	78 232 126	17 868 233	89 837 487
94973	IDBIK	Biak / Frans Kasiepo (U)	465	465	47 903	47 903
94974	IDDJP	Jayapura	4 583	298 641	211 526	744 376
94975	IDZRI	Serui	15 727	56 225	205 920	631 375
94979	IDMKQ	Merauke	1 266 452	1 266 452	4 041 965	4 041 965
94980	IDTIM	Amamapare	550 385	3 687 367	9 672 806	38 683 427
94983	IDDJJ	Jayapura / Sentani (U)	1 268 156	1 283 156	909 889	1 335 557
94991	IDFOO	Numfoor	92 509	1 213 528	478 474	4 643 114
TOTAL IMPORT			**15 311 997 567**	**59 371 996 888**	**19 757 449 353**	**76 569 482 308**

https://www.bps.go.id

I.6. IMPOR KOMODITI MENURUT NEGARA ASAL DAN LIMA GOLONGAN BARANG (SITC) UTAMA
IMPORT BY COUNTRY OF ORIGIN AND FIVE MAJOR SITC COMMODITY GROUP
***** APRIL/*APRIL* 2022 *****

Negara Asal/SITC/Uraian Golongan Barang *Country of Origin/SITC/group Description*	Berat bersih/*Net weight* (Kg)		Nilai/*Value CIF* (US$)	
	Bulan ini *Current month*	Kumulatif *Cum. Jan. to date*	Bulan ini *Current month*	Kumulatif *Cum. Jan. to date*
Jepang	357 815 205	1 553 704 629	1 387 958 570	5 678 604 175
784 Parts And Accessories Of The Motor Vehicles	11 228 345	45 262 047	142 188 479	608 336 349
782 Motor Vehicle For The Transportation Of Goods	7 100 362	27 346 680	107 068 973	350 238 021
673 Flat Rolled Products, Not Clad	54 790 559	321 083 012	59 288 528	324 751 952
675 Flat Rolled Products And Alloy Steels	58 551 911	234 313 768	68 048 316	262 428 138
723 Civil Engineering And Contractor Plants And Equipments/Parts	9 808 240	37 993 483	60 938 842	237 613 487
Lainnya	216 335 788	887 705 639	950 425 432	3 895 236 228
Hong Kong	45 680 768	182 365 911	348 097 428	1 073 924 737
971 Gold, Non-Monetary	1 938	5 052	121 145 340	313 821 867
764 Telecomunication Equipments And Parts	225 911	797 433	78 849 967	158 896 337
655 Knitted Or Crochetted Fabrics	1 760 283	8 741 731	18 992 930	88 478 733
282 Waste And Scrap Metal Of Iron/Steel	33 801 450	124 762 303	19 267 548	67 301 915
656 Tulle,Lace,Enbroidery,Ribbons,Trimmings And Other Small Wares	220 170	941 277	6 978 905	28 790 146
Lainnya	9 671 016	47 118 115	102 862 738	416 635 739
Korea Utara	1 080	2 371	49 749	72 926
747 Taps, Cocks, And Valves For Pipes	874	879	41 144	41 262
679 Tubes, Pipes, Hollow Profile, Pipe Fitting Of Iron/Steel	103	286	2 550	9 324
694 Nails, Screws, Nuts, Bolts, Rivets Of Iron/Steel Or Copper	3	462	175	7 044
776 Thermionic, Cold Cathode, And Photo Cathode Valves/Tubes	100	100	5 880	5 880
742 Pumps For Liquid And Parts	0	394	0	3 701
Lainnya	0	250	0	5 715
Korea Selatan	386 576 980	1 726 281 112	975 307 999	3 955 906 259
334 Petroleum Products, Refined	102 110 878	581 597 544	104 624 595	511 281 981
776 Thermionic, Cold Cathode, And Photo Cathode Valves/Tubes	446 161	992 257	90 578 239	326 144 329
575 Other Plastics In Primary Forms	25 109 211	106 409 405	43 638 063	177 328 324
655 Knitted Or Crochetted Fabrics	3 057 903	14 210 405	29 916 621	141 509 354
673 Flat Rolled Products, Not Clad	32 550 996	141 662 780	31 622 090	139 287 149
Lainnya	223 301 831	881 408 721	674 928 391	2 660 355 122
Taiwan	107 756 378	361 112 563	406 255 193	1 647 558 728
776 Thermionic, Cold Cathode, And Photo Cathode Valves/Tubes	543 087	690 526	99 736 655	335 431 792
764 Telecomunication Equipments And Parts	27 169	570 367	5 549 472	145 120 187
655 Knitted Or Crochetted Fabrics	2 288 957	8 805 674	22 747 447	84 122 192
653 Fabrics, Woven, Of Man-Made Fibres	855 414	3 806 713	14 072 788	62 408 258
511 Hydrocarbon And Their Halogenated, Nitrated Derivatives	24 731 696	43 471 676	31 495 032	53 665 358
Lainnya	79 310 055	303 767 607	232 653 799	966 810 941
Tiongkok	2 397 447 002	9 040 745 418	5 109 937 212	21 012 697 470
764 Telecomunication Equipments And Parts	17 883 928	52 554 588	525 594 591	2 041 898 896
752 Automatic Data Processing Machines And Their Units	1 637 425	8 584 233	157 418 296	945 996 210
741 Heating And Cooling Equipments And Parts	67 913 103	248 699 133	238 962 330	863 399 832
723 Civil Engineering And Contractor Plants And Equipments/Parts	40 677 276	174 031 013	163 321 076	681 202 459
778 Electrical Machinery And Apparatus	13 249 534	67 929 865	101 839 062	518 993 133
Lainnya	2 256 085 736	8 488 946 586	3 922 801 857	15 961 206 940
Mongolia	12	1 555 722	1 171	688 954
278 Other Crude Minerals	0	1 023 000	0	567 923
287 Ores And Concentrates Of Basemetals	0	532 710	0	119 860
851 Footwears	3	3	603	603
831 Travel Goods	3	3	503	503
892 Printed Matter	3	3	50	50
Lainnya	3	3	15	15
Makau	38 376	177 851	504 568	2 228 707
724 Textile/Leather Machinery And Parts	103	70 255	22 636	584 705
773 Equipment For Distributing Electricity	897	1 870	168 796	409 366
682 Copper	34 861	74 683	172 066	395 284
772 Electrical Apparatus For Making And Breaking Electrical Circuits	189	6 799	18 055	344 140
655 Knitted Or Crochetted Fabrics	819	5 246	11 369	105 415
Lainnya	1 507	18 998	111 646	389 797

https://www.bps.go.id

I.6. IMPOR KOMODITI MENURUT NEGARA ASAL DAN LIMA GOLONGAN BARANG (SITC) UTAMA
IMPORT BY COUNTRY OF ORIGIN AND FIVE MAJOR SITC COMMODITY GROUP
***** APRIL/*APRIL* 2022 *****

Negara Asal/SITC/Uraian Golongan Barang *Country of Origin/SITC/group Description*	Berat bersih/*Net weight* (Kg)		Nilai/*Value CIF* (US$)	
	Bulan ini *Current month*	Kumulatif *Cum. Jan. to date*	Bulan ini *Current month*	Kumulatif *Cum. Jan. to date*
Papua Nugini	495 797	56 730 466	1 027 533	42 711 000
333 Petroleum Oil, Crude	0	52 707 470	0	30 336 913
072 Cocoa	135 000	2 485 003	323 706	5 801 244
075 Spices	17 245	207 225	487 400	5 597 785
282 Waste And Scrap Metal Of Iron/Steel	341 725	1 214 585	205 035	711 438
551 Essential Oils, Perfumes, And Flavour Materials	0	4 640	0	172 223
Lainnya	1 827	111 543	11 392	91 397
Thailand	662 719 175	3 106 898 528	839 779 992	4 023 139 580
061 Sugar, Molasses, And Honey	190 310 704	1 346 697 119	95 692 008	657 175 921
784 Parts And Accessories Of The Motor Vehicles	5 978 001	31 071 344	65 411 034	341 298 231
782 Motor Vehicle For The Transportation Of Goods	5 196 870	25 094 393	40 172 273	191 311 021
713 Internal Combustion Piston Engines And Parts	2 335 538	12 270 702	32 293 550	167 787 048
571 Polymers Of Ethylene In Primary Forms	22 645 451	110 844 781	36 186 341	165 590 574
Lainnya	436 252 611	1 580 920 189	570 024 786	2 499 976 785
Singapura	1 258 942 151	4 759 832 671	1 763 350 051	6 340 962 305
334 Petroleum Products, Refined	921 360 168	3 400 601 287	954 750 038	3 208 719 372
575 Other Plastics In Primary Forms	24 958 476	126 780 291	43 082 335	209 595 563
511 Hydrocarbon And Their Halogenated, Nitrated Derivatives	48 133 222	187 622 052	61 994 314	199 561 762
764 Telecomunication Equipments And Parts	112 442	728 427	30 725 153	155 488 791
772 Electrical Apparatus For Making And Breaking Electrical Circuits	917 243	3 131 664	46 970 583	141 513 564
Lainnya	263 460 600	1 040 968 950	625 827 628	2 426 083 253
Filipina	23 765 325	116 766 588	156 518 601	505 055 954
776 Thermionic, Cold Cathode, And Photo Cathode Valves/Tubes	46 574	174 601	54 932 866	182 720 638
422 Fixed Vegetable Fats And Oils Solid,Crude,Refined Or Fractioned	16 000 000	31 418 517	35 239 768	66 860 513
682 Copper	1 098 175	3 897 106	11 215 823	38 837 736
751 Office Machines	266 000	946 618	7 793 545	25 957 915
784 Parts And Accessories Of The Motor Vehicles	220 576	1 378 868	3 920 172	20 784 373
Lainnya	6 134 000	78 950 878	43 416 427	169 894 779
Malaysia	806 783 473	3 300 781 982	1 051 249 397	3 963 963 965
334 Petroleum Products, Refined	533 461 698	1 945 138 462	526 576 639	1 799 381 431
511 Hydrocarbon And Their Halogenated, Nitrated Derivatives	25 685 078	132 430 014	34 585 943	155 489 290
512 Alcohols,Phenols,Phenol-Alcohols And Their Halogenated	37 610 938	167 740 588	27 465 760	116 681 732
571 Polymers Of Ethylene In Primary Forms	14 403 650	69 593 494	21 976 451	102 159 364
575 Other Plastics In Primary Forms	12 733 882	58 158 491	20 267 459	90 054 381
Lainnya	182 888 227	927 720 933	420 377 145	1 700 197 767
Myanmar	19 134 015	52 834 665	20 852 273	62 087 997
054 Vegetables, Fresh, Chilled, Frozen Or Simply Preserved	18 000 279	42 665 531	16 830 985	41 509 756
685 Lead	400 000	2 570 472	971 918	6 298 544
686 Zinc	224 189	874 327	873 049	3 357 156
042 Rice	0	3 830 000	0	1 478 240
724 Textile/Leather Machinery And Parts	55 457	124 533	533 402	850 477
Lainnya	454 090	2 769 802	1 642 919	8 593 824
Kamboja	393 627	1 421 926	3 602 641	17 494 771
831 Travel Goods	4 234	35 482	300 529	2 728 716
851 Footwears	18 276	66 843	328 168	2 044 597
845 Articles Of Apparel	12 362	63 485	392 380	2 026 399
892 Printed Matter	1 515	8 597	271 354	2 014 386
841 Men'S Coats/Jackets, Not Knitted	7 372	55 944	249 562	1 471 585
Lainnya	349 868	1 191 575	2 060 648	7 209 088
Brunei Darussalam	109 656 253	297 637 525	103 637 922	238 712 194
334 Petroleum Products, Refined	96 036 366	228 303 907	97 316 343	209 500 982
512 Alcohols,Phenols,Phenol-Alcohols And Their Halogenated	7 031 956	47 950 633	3 279 954	20 423 570
274 Sulphur And Unroasted Iron Pyrites	6 399 921	20 939 486	2 675 167	7 561 317
572 Polimers Of Styrene In Primary Forms	163 000	388 000	359 793	872 055
774 Electrical Apparatus For Medical Purposes And Radiological Apparatus	0	777	0	273 293
Lainnya	25 010	54 722	6 665	80 977

https://www.bps.go.id

I.6. IMPOR KOMODITI MENURUT NEGARA ASAL DAN LIMA GOLONGAN BARANG (SITC) UTAMA
IMPORT BY COUNTRY OF ORIGIN AND FIVE MAJOR SITC COMMODITY GROUP
***** APRIL/*APRIL* 2022 *****

	Negara Asal/SITC/Uraian Golongan Barang *Country of Origin/SITC/group Description*	Berat bersih/*Net weight* (Kg)		Nilai/*Value CIF* (US$)	
		Bulan ini *Current month*	Kumulatif *Cum. Jan. to date*	Bulan ini *Current month*	Kumulatif *Cum. Jan. to date*
Laos		19 633 496	53 156 462	12 564 349	34 071 366
562	Fertilizers, Manufactured	19 117 320	51 969 790	11 792 845	31 439 807
251	Pulp And Waste Paper	512 000	1 042 000	496 082	1 005 532
771	Electric Power Machinery And Parts	66	796	37 757	498 502
122	Tobacco, Manufactured	0	102 600	0	385 712
764	Telecomunication Equipments And Parts	399	2 024	100 530	378 267
	Lainnya	3 711	39 252	137 135	363 546
Nepal		70 874	146 688	85 137	176 377
211	Hides And Skins, Raw	70 659	141 087	63 594	126 979
292	Crude Vegetable Materials	104	104	16 705	16 705
657	Special Yarns,Textile Fabrics	0	4 890	0	11 720
642	Paper And Paperboard Cut To Size/Shape And Article Of Papers	0	265	0	4 833
821	Furnitures And Parts	4	14	1 317	4 559
	Lainnya	107	328	3 521	11 581
Bhutan		0	504 000	0	1 669 248
671	Pig Iron,Spiegeleisen,Sponge Iron, And Ferro-Alloys	0	504 000	0	1 669 248
Vietnam		346 554 327	1 254 897 579	393 142 396	1 662 504 506
764	Telecomunication Equipments And Parts	301 498	1 533 802	26 225 939	107 569 240
575	Other Plastics In Primary Forms	16 759 843	66 131 954	26 416 080	98 944 805
851	Footwears	867 470	3 981 394	19 077 388	85 285 474
655	Knitted Or Crochetted Fabrics	1 877 097	9 831 382	16 579 288	82 242 419
674	Flat Rolled Products, Clad Or Plated	9 698 616	58 972 620	11 740 878	68 659 889
	Lainnya	317 049 803	1 114 446 427	293 102 823	1 219 802 679
Maladewa		0	152 192	0	203 928
081	Feeding Stuff For Animals	0	152 000	0	200 450
792	Aircraft And Associated Equipments And Parts	0	97	0	2 650
071	Coffee And Coffee Substitutes	0	31	0	379
048	Cereal Preparations And Preparations Of Flours/Starchs Of Fruit	0	26	0	316
821	Furnitures And Parts	0	35	0	79
	Lainnya	0	3	0	54
India		770 856 818	3 654 440 384	732 459 696	3 393 422 890
334	Petroleum Products, Refined	153 153 634	840 328 941	165 095 067	788 584 108
061	Sugar, Molasses, And Honey	299 704 750	1 119 379 578	154 576 556	563 706 085
222	Oil Seeds Use For Extraction Ofsoft Fixed Vegetable Oils	18 862 392	115 229 643	24 763 492	148 221 540
782	Motor Vehicle For The Transportation Of Goods	1 524 822	17 627 203	19 119 537	144 553 791
671	Pig Iron,Spiegeleisen,Sponge Iron, And Ferro-Alloys	18 379 550	78 691 439	32 735 356	137 446 613
	Lainnya	279 231 670	1 483 183 580	336 169 688	1 610 910 753
Pakistan		8 139 686	53 688 888	10 077 071	69 563 065
057	Fruit And Nut; Fresh Or Dried	3 101 282	19 472 717	3 084 864	22 903 044
652	Cotton Fabrics, Woven	160 850	1 567 157	1 153 859	9 557 852
512	Alcohols,Phenols,Phenol-Alcohols And Their Halogenated	968 780	9 047 072	965 293	8 653 912
042	Rice	1 040 000	11 725 000	394 462	4 525 682
611	Leathers	39 889	187 742	1 034 847	4 432 920
	Lainnya	2 828 885	11 689 200	3 443 746	19 489 655
Bangladesh		3 049 815	13 600 162	9 544 123	37 271 830
845	Articles Of Apparel	74 929	424 191	2 241 713	9 620 669
841	Men'S Coats/Jackets, Not Knitted	50 434	277 212	1 317 529	5 498 622
842	Women'S Coats/Jacket, Not Knitted	38 886	221 429	1 283 712	5 066 659
651	Textile Yarns	912 490	2 025 620	1 398 150	3 051 159
658	Made-Up Articles, Wholly/Chiefly Of Textile Materials	376 552	2 506 058	460 480	2 681 906
	Lainnya	1 596 524	8 145 652	2 842 539	11 352 815
Sri Lanka		539 002	2 566 854	4 430 354	16 289 094
655	Knitted Or Crochetted Fabrics	71 293	318 844	1 983 616	6 169 650
656	Tulle,Lace,Enbroidery,Ribbons,Trimmings And Other Small Wares	7 273	53 739	213 531	1 323 890
845	Articles Of Apparel	7 204	30 152	307 468	1 111 104
728	Other Machines And Equipment Specialized For Particular Industry	7 905	26 423	294 561	913 412
651	Textile Yarns	7 910	75 651	99 432	658 425
	Lainnya	437 417	2 062 045	1 531 746	6 112 613

https://www.bps.go.id

I.6. IMPOR KOMODITI MENURUT NEGARA ASAL DAN LIMA GOLONGAN BARANG (SITC) UTAMA
IMPORT BY COUNTRY OF ORIGIN AND FIVE MAJOR SITC COMMODITY GROUP
***** APRIL/*APRIL* 2022 *****

Negara Asal/SITC/Uraian Golongan Barang *Country of Origin/SITC/group Description*	Berat bersih/*Net weight* (Kg)		Nilai/*Value CIF* (US$)	
	Bulan ini *Current month*	Kumulatif *Cum. Jan. to date*	Bulan ini *Current month*	Kumulatif *Cum. Jan. to date*
Afganistan	1 137	9 457	57 998	136 951
075 Spices	139	249	48 924	102 786
291 Crude Animal Materials	868	9 048	4 362	28 902
772 Electrical Apparatus For Making And Breaking Electrical Circuits	130	130	4 712	4 712
743 Pumps, Compressors, Fans, Blowers, Centrifuges, And Parts	0	28	0	332
656 Tulle,Lace,Enbroidery,Ribbons,Trimmings And Other Small Wares	0	1	0	163
Lainnya	0	1	0	56
Indonesia	951 158	3 342 034	3 100 717	11 354 176
034 Fish, Fresh, Chilled Or Frozen	351 355	999 769	1 233 674	3 614 440
036 Crustaceans, Molluscs, And Aquatic Invertebrates	112 779	337 169	589 757	2 040 938
037 Fish, Crustaceans, Molluscs, And Other Aquatic Invertebrates; Preparec	0	94 192	0	742 184
098 Edible Products And Preparations	45	340	9 716	712 256
071 Coffee And Coffee Substitutes	17 851	111 797	54 904	353 766
Lainnya	469 128	1 798 767	1 212 666	3 890 592
Irak	62	162 631 204	316	72 460 558
334 Petroleum Products, Refined	0	162 631 000	0	72 450 614
772 Electrical Apparatus For Making And Breaking Electrical Circuits	0	20	0	5 109
764 Telecomunication Equipments And Parts	12	26	163	1 954
773 Equipment For Distributing Electricity	0	1	0	816
846 Clothing Accessories Of Textiles Fabrics	12	56	5	652
Lainnya	38	101	148	1 413
Iran	4 693 008	9 934 495	1 830 453	6 531 100
057 Fruit And Nut; Fresh Or Dried	178 533	3 269 707	240 974	3 528 858
523 Metallicsalts And Peroxysalts	3 500 000	3 725 000	1 155 000	1 203 125
335 Residual Petroleum Products, And Related Materials	494 725	2 040 187	238 655	982 627
541 Medicinal And Pharmaceutical Products	0	600	0	358 500
273 Stone, Sand And Gravel	493 937	794 207	95 809	183 339
Lainnya	25 813	104 794	100 015	274 651
Arab Saudi	739 559 353	2 549 470 155	638 319 806	1 942 417 855
333 Petroleum Oil, Crude	496 205 340	1 517 571 282	403 606 789	1 057 428 815
334 Petroleum Products, Refined	74 857 710	425 165 869	75 761 779	368 644 699
342 Liquefied Propane And Butane	91 489 888	249 881 578	86 929 767	213 203 249
512 Alcohols,Phenols,Phenol-Alcohols And Their Halogenated	42 091 945	121 511 917	24 916 649	78 740 526
575 Other Plastics In Primary Forms	7 699 948	41 474 866	10 818 320	58 958 295
Lainnya	27 214 522	193 864 643	36 286 502	165 442 271
Israel	204 098	685 907	4 030 907	17 422 461
761 Television Receivers	29	107	886	8 460 354
792 Aircraft And Associated Equipments And Parts	425	435	2 311 567	2 320 738
695 Tools For Used In The Hand Or In Machines	2 988	10 469	464 541	1 774 973
872 Medical Instruments And Appliances	55	6 060	14 760	859 610
726 Printing/Book Binding Machinery And Parts	4 799	21 397	146 355	691 561
Lainnya	195 802	647 439	1 092 798	3 315 225
Kuwait	70 980 934	119 181 430	38 443 207	74 615 794
342 Liquefied Propane And Butane	0	43 414 000	0	29 963 548
335 Residual Petroleum Products, And Related Materials	35 125 013	35 125 013	22 951 366	22 951 366
274 Sulphur And Unroasted Iron Pyrites	34 997 000	34 997 000	14 418 764	14 418 764
571 Polymers Of Ethylene In Primary Forms	569 250	5 000 000	744 431	6 573 683
664 Glass	154 656	454 730	135 547	394 570
Lainnya	135 015	190 687	193 099	313 863
Yordania	166 948 183	460 212 194	42 083 328	106 131 574
272 Fertilizers, Crude	131 370 110	263 071 110	35 018 093	57 138 593
562 Fertilizers, Manufactured	34 784 130	195 576 645	5 584 360	45 816 876
523 Metallicsalts And Peroxysalts	731 000	1 084 000	1 041 675	1 511 690
692 Metal Containers For Storage And Transportations	0	168 120	0	310 500
845 Articles Of Apparel	321	5 303	21 072	310 422
Lainnya	62 622	307 016	418 128	1 043 493

https://www.bps.go.id

I.6. IMPOR KOMODITI MENURUT NEGARA ASAL DAN LIMA GOLONGAN BARANG (SITC) UTAMA
IMPORT BY COUNTRY OF ORIGIN AND FIVE MAJOR SITC COMMODITY GROUP
***** APRIL/*APRIL* 2022 *****

Negara Asal/SITC/Uraian Golongan Barang *Country of Origin/SITC/group Description*	Berat bersih/*Net weight* (Kg)		Nilai/*Value CIF* (US$)	
	Bulan ini *Current month*	Kumulatif *Cum. Jan. to date*	Bulan ini *Current month*	Kumulatif *Cum. Jan. to date*
Lebanon	85 181	459 267	146 473	909 661
892 Printed Matter	78 167	450 952	110 655	825 607
553 Perfumery, Cosmetics, And Toilet Preparations	138	383	10 666	25 444
048 Cereal Preparations And Preparations Of Flours/Starchs Of Fruit	6 875	6 875	25 106	25 106
073 Chocolate And Other Food Preparations Containing Cocoa	0	999	0	25 064
699 Manufactures Of Base Metals	0	33	0	7 646
Lainnya	1	25	46	794
Palestina	17 033	114 418	135 955	819 943
057 Fruit And Nut; Fresh Or Dried	16 980	114 361	135 062	818 872
896 Works Of Art, Collectors Pieces And Antiques	22	22	446	446
778 Electrical Machinery And Apparatus	14	14	333	333
098 Edible Products And Preparations	0	1	0	149
421 Fixed Vegetable Fats And Oils Soft,Crude,Refined Or Fractioned	16	19	74	103
Lainnya	1	1	40	40
Yaman	27	73 377	218	238 257
211 Hides And Skins, Raw	0	19 975	0	122 075
061 Sugar, Molasses, And Honey	0	53 368	0	115 862
699 Manufactures Of Base Metals	26	27	182	206
292 Crude Vegetable Materials	0	2	0	41
554 Soap,Cleansing And Polishing Preparations	0	4	0	37
Lainnya	1	1	36	36
Oman	355 241 332	986 128 525	162 659 896	483 680 092
672 Ingots And Other Iron/Steel In Primary Forms	207 698 466	602 986 835	140 608 733	406 084 612
512 Alcohols,Phenols,Phenol-Alcohols And Their Halogenated	28 894 000	106 623 000	12 998 707	45 777 185
273 Stone, Sand And Gravel	112 780 000	203 880 005	4 881 464	8 446 042
281 Iron Ore And Concentrates	0	44 582 793	0	7 044 527
684 Alumunium	0	1 988 358	0	5 923 198
Lainnya	5 868 866	26 067 534	4 170 992	10 404 528
Suriah	37	3 742	174	78 774
727 Food Processing Machines And Parts	0	3 450	0	65 000
001 Live Animals Other Than Fish	0	255	0	13 600
892 Printed Matter	37	37	174	174
Turki	69 282 138	199 815 874	28 740 930	150 579 493
891 Arms And Ammunitions	0	234 496	0	31 166 434
523 Metallicsalts And Peroxysalts	9 406 010	41 843 110	3 970 961	17 336 718
752 Automatic Data Processing Machines And Their Units	0	317	0	7 656 213
121 Tobacco, Unmanufactured And Refused	266 994	1 246 494	1 459 258	6 927 845
281 Iron Ore And Concentrates	0	64 256 060	0	6 194 284
Lainnya	59 609 134	92 235 397	23 310 711	81 297 999
Uni Emirat Arab	71 825 148	844 920 303	102 170 628	831 826 501
342 Liquefied Propane And Butane	46 112 000	558 216 000	43 806 540	465 847 931
334 Petroleum Products, Refined	68 273	108 367 939	107 065	100 440 219
684 Alumunium	4 051 816	15 985 066	14 197 849	52 591 383
672 Ingots And Other Iron/Steel In Primary Forms	0	60 792 770	0	44 236 842
971 Gold, Non-Monetary	151	690	9 530 688	42 664 653
Lainnya	21 592 908	101 557 838	34 528 486	126 045 473
Qatar	114 973 061	485 092 588	95 785 493	341 351 005
342 Liquefied Propane And Butane	57 544 710	243 638 392	54 661 670	196 887 542
334 Petroleum Products, Refined	11 545 040	46 750 881	15 501 345	53 020 811
274 Sulphur And Unroasted Iron Pyrites	28 000 000	117 180 231	13 878 200	42 386 470
571 Polymers Of Ethylene In Primary Forms	1 837 000	9 336 704	2 724 191	13 095 387
522 Inorganic Chemical Elements, Oxides And Halogen Salts	1 050	33 002 915	21 259	12 543 707
Lainnya	16 045 261	35 183 465	8 998 828	23 417 088
Bahrain	55 392 934	103 019 416	58 039 196	109 257 965
334 Petroleum Products, Refined	54 998 430	54 998 430	56 643 713	56 643 713
342 Liquefied Propane And Butane	0	43 658 450	0	39 659 438
684 Alumunium	182 910	2 674 027	664 563	8 782 903

https://www.bps.go.id

I.6. IMPOR KOMODITI MENURUT NEGARA ASAL DAN LIMA GOLONGAN BARANG (SITC) UTAMA
IMPORT BY COUNTRY OF ORIGIN AND FIVE MAJOR SITC COMMODITY GROUP
***** APRIL/*APRIL* 2022 *****

	Negara Asal/SITC/Uraian Golongan Barang *Country of Origin/SITC/group Description*	Berat bersih/*Net weight* (Kg)		Nilai/*Value CIF* (US$)	
		Bulan ini *Current month*	Kumulatif *Cum. Jan. to date*	Bulan ini *Current month*	Kumulatif *Cum. Jan. to date*
036	Crustaceans, Molluscs, And Aquatic Invertebrates	117 479	729 287	590 713	3 532 835
671	Pig Iron,Spiegeleisen,Sponge Iron, And Ferro-Alloys	0	720 480	0	391 005
	Lainnya	94 115	238 742	140 207	248 071
Siprus		43	40 531	4 183	115 174
059	Fruit And Vegetable Juices	0	40 080	0	94 354
553	Perfumery, Cosmetics, And Toilet Preparations	0	357	0	10 824
745	Other Non-Electical Machinery, Tools, And Mechanical Apparatus	42	49	4 109	5 012
778	Electrical Machinery And Apparatus	0	11	0	2 694
742	Pumps For Liquid And Parts	0	15	0	1 851
	Lainnya	1	19	74	439
Mesir		76 642 867	371 792 873	14 070 087	84 856 162
562	Fertilizers, Manufactured	69 917 225	290 485 135	8 596 629	36 005 695
057	Fruit And Nut; Fresh Or Dried	1 977 885	25 866 871	2 328 822	31 501 986
272	Fertilizers, Crude	0	37 765 000	0	5 362 630
054	Vegetables, Fresh, Chilled, Frozen Or Simply Preserved	4 126 000	5 106 000	2 152 310	2 652 110
061	Sugar, Molasses, And Honey	0	8 553 080	0	2 200 200
	Lainnya	621 757	4 016 787	992 326	7 133 541
Libia		169 600	498 113	177 181	511 703
057	Fruit And Nut; Fresh Or Dried	169 600	498 100	177 181	511 365
665	Glassware	0	13	0	338
Maroko		41 287 737	182 050 497	16 791 636	69 074 304
272	Fertilizers, Crude	41 233 500	171 715 500	14 431 725	43 976 394
522	Inorganic Chemical Elements, Oxides And Halogen Salts	0	10 148 124	0	16 744 405
842	Women'S Coats/Jacket, Not Knitted	30 152	101 482	1 352 636	4 322 894
845	Articles Of Apparel	9 456	33 481	387 592	1 307 679
841	Men'S Coats/Jackets, Not Knitted	6 185	23 638	261 482	958 912
	Lainnya	8 444	28 272	358 201	1 764 020
Tunisia		806 640	6 333 692	3 503 482	25 947 379
057	Fruit And Nut; Fresh Or Dried	263 144	4 431 393	522 681	14 432 929
036	Crustaceans, Molluscs, And Aquatic Invertebrates	363 950	1 320 276	1 901 742	6 744 317
699	Manufactures Of Base Metals	121 770	354 413	450 120	1 358 952
873	Meters And Counters	517	7 166	83 496	1 015 509
772	Electrical Apparatus For Making And Breaking Electrical Circuits	2 936	8 361	140 452	411 499
	Lainnya	54 323	212 083	404 991	1 984 173
Aljazair		47 357 177	208 156 531	45 319 786	154 003 031
342	Liquefied Propane And Butane	46 843 168	136 033 317	44 494 978	109 847 003
333	Petroleum Oil, Crude	0	70 934 147	0	42 010 047
057	Fruit And Nut; Fresh Or Dried	513 982	1 188 982	823 770	2 141 280
742	Pumps For Liquid And Parts	0	39	0	2 820
728	Other Machines And Equipment Specialized For Particular Industry	0	1	0	728
	Lainnya	27	45	1 038	1 153
Sudan		5 919 527	15 330 085	6 646 463	17 208 817
222	Oil Seeds Use For Extraction Ofsoft Fixed Vegetable Oils	5 894 527	15 286 479	6 636 463	17 190 818
057	Fruit And Nut; Fresh Or Dried	25 000	43 600	10 000	17 440
893	Article Of Plastics	0	5	0	555
749	Non-Electric Parts And Accessories Of Machineries	0	1	0	4
Eritrea		5	59	360	866
597	Additive For Mineral Oils	0	54	0	506
682	Copper	5	5	360	360
Namibia		130 716	216 585	1 298 914	2 088 598
036	Crustaceans, Molluscs, And Aquatic Invertebrates	122 760	194 085	1 282 806	2 031 516
057	Fruit And Nut; Fresh Or Dried	7 921	22 441	15 840	44 880
772	Electrical Apparatus For Making And Breaking Electrical Circuits	0	23	0	10 925
713	Internal Combustion Piston Engines And Parts	0	1	0	1 009
894	Baby Carriages, Toys, Games, And Sporting Goods	2	2	243	243
	Lainnya	33	33	25	25

https://www.bps.go.id

I.6. IMPOR KOMODITI MENURUT NEGARA ASAL DAN LIMA GOLONGAN BARANG (SITC) UTAMA
IMPORT BY COUNTRY OF ORIGIN AND FIVE MAJOR SITC COMMODITY GROUP
***** APRIL/*APRIL* 2022 *****

Negara Asal/SITC/Uraian Golongan Barang *Country of Origin/SITC/group Description*	Berat bersih/*Net weight* (Kg)		Nilai/*Value CIF* (US$)	
	Bulan ini *Current month*	Kumulatif *Cum. Jan. to date*	Bulan ini *Current month*	Kumulatif *Cum. Jan. to date*
Sahara Barat	15 259	15 259	26 838	26 838
675 Flat Rolled Products And Alloy Steels	15 259	15 259	26 838	26 838
Etiopia	1 174 578	7 024 652	2 415 026	14 165 179
054 Vegetables, Fresh, Chilled, Frozen Or Simply Preserved	1 080 001	6 648 001	1 951 534	12 017 531
211 Hides And Skins, Raw	14 996	122 333	144 000	1 150 150
611 Leathers	3 120	9 512	208 697	601 470
075 Spices	75 800	235 800	103 100	333 942
071 Coffee And Coffee Substitutes	512	7 576	3 635	41 733
Lainnya	149	1 430	4 060	20 353
Tanzania	534 600	6 595 283	877 583	16 470 120
075 Spices	0	1 244 886	0	10 048 745
072 Cocoa	96 600	1 148 296	221 409	2 818 744
121 Tobacco, Unmanufactured And Refused	140 580	617 764	458 707	2 004 725
287 Ores And Concentrates Of Basemetals	192 965	3 067 776	55 266	885 303
671 Pig Iron,Spiegeleisen,Sponge Iron, And Ferro-Alloys	36 900	216 400	57 933	339 748
Lainnya	67 555	300 161	84 268	372 855
Madagaskar	2 646 856	9 090 615	18 148 465	71 754 427
075 Spices	1 997 560	7 938 006	15 852 701	62 471 166
551 Essential Oils, Perfumes, And Flavour Materials	140 750	638 395	1 973 955	8 683 112
513 Carboxylic Acids,And Their Anhydrides,Halides,Peroxides	1 500	3 750	98 255	251 818
841 Men'S Coats/Jackets, Not Knitted	1 186	1 916	101 950	133 385
516 Other Organic Chemicals	1 000	2 250	33 180	74 753
Lainnya	504 860	506 298	88 424	140 193
Somalia	1	23	126	4 858
778 Electrical Machinery And Apparatus	0	7	0	2 393
742 Pumps For Liquid And Parts	0	5	0	1 793
292 Crude Vegetable Materials	0	10	0	546
071 Coffee And Coffee Substitutes	1	1	126	126
Kenya	1 689 472	4 632 790	4 300 594	12 117 950
072 Cocoa	1 532 000	3 431 536	3 410 376	7 927 705
074 Tea And Mate	44 400	816 764	127 367	2 207 672
611 Leathers	97 992	202 866	689 741	1 550 871
121 Tobacco, Unmanufactured And Refused	14 760	44 460	67 896	203 566
265 Vegetable Textile Fibres,Raw Or Processed;Waste Of These Fibres	0	84 000	0	156 100
Lainnya	320	53 164	5 214	72 036
Reunion	6	7 235	575	205 823
772 Electrical Apparatus For Making And Breaking Electrical Circuits	0	6 314	0	178 811
778 Electrical Machinery And Apparatus	0	900	0	25 499
784 Parts And Accessories Of The Motor Vehicles	6	10	575	915
746 Ball Or Roller Bearings	0	1	0	172
874 Measuring, Checking, Analysing, And Controlling Instrument And Appar	0	1	0	131
Lainnya	0	9	0	295
Mozambik	439 605	2 035 457	453 303	3 175 135
121 Tobacco, Unmanufactured And Refused	8 100	431 280	45 288	2 091 903
222 Oil Seeds Use For Extraction Ofsoft Fixed Vegetable Oils	407 550	407 550	402 795	402 795
287 Ores And Concentrates Of Basemetals	23 952	857 952	5 150	247 219
263 Cotton	0	99 461	0	200 963
671 Pig Iron,Spiegeleisen,Sponge Iron, And Ferro-Alloys	0	109 939	0	145 119
Lainnya	3	129 275	70	87 136
Botswana	1	3	6 909	27 059
277 Natural Abrasives	1	3	6 909	27 059
Guinea Ekuatorial	0	78 071 782	0	52 486 320
333 Petroleum Oil, Crude	0	78 071 782	0	52 486 320

https://www.bps.go.id

I.6. IMPOR KOMODITI MENURUT NEGARA ASAL DAN LIMA GOLONGAN BARANG (SITC) UTAMA
IMPORT BY COUNTRY OF ORIGIN AND FIVE MAJOR SITC COMMODITY GROUP
*** APRIL/*APRIL* 2022 ***

	Negara Asal/SITC/Uraian Golongan Barang *Country of Origin/SITC/group Description*	Berat bersih/*Net weight* (Kg)		Nilai/*Value CIF* (US$)	
		Bulan ini *Current month*	Kumulatif *Cum. Jan. to date*	Bulan ini *Current month*	Kumulatif *Cum. Jan. to date*
Togo		69	1 118 603	71	1 368 205
222	Oil Seeds Use For Extraction Ofsoft Fixed Vegetable Oils	0	893 000	0	974 087
072	Cocoa	0	100 150	0	245 017
057	Fruit And Nut; Fresh Or Dried	0	97 650	0	115 227
001	Live Animals Other Than Fish	0	422	0	29 665
686	Zinc	0	27 300	0	3 822
	Lainnya	69	81	71	387
Ghana		801 309	3 473 623	1 692 509	7 112 818
072	Cocoa	465 000	1 864 791	1 414 750	5 401 987
231	Natural Rubber Latex;Natural Rubber And Similar Natural Gums	102 455	1 094 165	101 891	1 249 311
422	Fixed Vegetable Fats And Oils Solid,Crude,Refined Or Fractioned	0	255 830	0	218 195
684	Alumunium	50 240	75 094	134 643	198 269
287	Ores And Concentrates Of Basemetals	182 387	182 387	36 477	36 477
	Lainnya	1 227	1 356	4 748	8 579
Liberia		460 563	21 083 388	1 032 371	20 798 330
793	Ships, Boats, And Floating Structures	0	19 458 000	0	17 150 000
072	Cocoa	460 563	1 623 563	1 032 371	3 627 963
772	Electrical Apparatus For Making And Breaking Electrical Circuits	0	284	0	10 874
652	Cotton Fabrics, Woven	0	1 520	0	9 176
764	Telecomunication Equipments And Parts	0	6	0	200
	Lainnya	0	15	0	117
Guinea		1 771 075	5 563 206	3 937 421	12 371 801
072	Cocoa	1 771 066	5 563 052	3 937 231	12 369 967
223	Oil Seeds Use For Extraction Of Other Fixed Vegetable Oils	0	144	0	1 622
629	Articles Of Rubbers	8	8	152	152
658	Made-Up Articles, Wholly/Chiefly Of Textile Materials	1	1	38	38
772	Electrical Apparatus For Making And Breaking Electrical Circuits	0	1	0	22
Angola		139 433 423	140 473 936	121 632 291	124 080 947
333	Petroleum Oil, Crude	139 021 708	139 021 708	120 591 827	120 591 827
684	Alumunium	411 715	1 452 190	1 040 464	3 488 479
554	Soap,Cleansing And Polishing Preparations	0	38	0	641
Republik Demokratik Kongo		91 613 203	92 340 043	65 219 059	65 816 899
333	Petroleum Oil, Crude	91 346 000	91 346 000	64 186 767	64 186 767
072	Cocoa	194 615	218 561	482 613	540 576
248	Wood,Simply Worked And Railway Sleeper Of Wood	26 820	727 996	26 405	519 807
786	Trailers And Other Vehicles, Not Motorized	42 166	42 166	481 552	481 552
772	Electrical Apparatus For Making And Breaking Electrical Circuits	256	1 352	2 928	42 872
	Lainnya	3 346	3 968	38 794	45 325
Kamerun		1 323 140	5 678 970	2 759 001	11 846 742
072	Cocoa	1 206 000	3 676 520	2 665 791	8 288 737
263	Cotton	0	887 396	0	1 839 818
684	Alumunium	0	600 823	0	1 309 842
248	Wood,Simply Worked And Railway Sleeper Of Wood	116 843	512 904	88 844	396 189
713	Internal Combustion Piston Engines And Parts	13	34	1 095	2 942
	Lainnya	284	1 293	3 271	9 214
Nigeria		657 545 243	2 071 329 182	526 963 272	1 443 426 728
333	Petroleum Oil, Crude	651 637 000	2 050 475 686	513 687 624	1 397 021 768
072	Cocoa	5 707 406	18 431 242	12 698 191	41 232 839
684	Alumunium	163 760	1 753 608	426 409	4 762 823
222	Oil Seeds Use For Extraction Ofsoft Fixed Vegetable Oils	0	104 003	0	108 739
611	Leathers	15 300	15 300	101 010	101 010
	Lainnya	21 777	549 343	50 038	199 549
Sierra Leone		104 390	525 765	220 702	1 080 415
287	Ores And Concentrates Of Basemetals	104 000	520 000	210 080	1 019 200
723	Civil Engineering And Contractor Plants And Equipments/Parts	169	3 134	3 212	17 424
691	Structuctures And Parts Of Iron/Steel Or Aluminium	0	1 780	0	15 786
772	Electrical Apparatus For Making And Breaking Electrical Circuits	0	19	0	5 619
625	Rubber Tyre,Tyre Cases,Tyre Treads,Inner Tubes, And Tyre Flaps	0	176	0	4 836
	Lainnya	221	656	7 410	17 550

https://www.bps.go.id

I.6. IMPOR KOMODITI MENURUT NEGARA ASAL DAN LIMA GOLONGAN BARANG (SITC) UTAMA
IMPORT BY COUNTRY OF ORIGIN AND FIVE MAJOR SITC COMMODITY GROUP
***** APRIL/*APRIL* 2022 *****

Negara Asal/SITC/Uraian Golongan Barang *Country of Origin/SITC/group Description*	Berat bersih/*Net weight* (Kg)		Nilai/*Value CIF* (US$)	
	Bulan ini *Current month*	Kumulatif *Cum. Jan. to date*	Bulan ini *Current month*	Kumulatif *Cum. Jan. to date*
Gabon	81 210 166	124 449 206	59 004 241	69 378 430
333 Petroleum Oil, Crude	81 114 016	81 114 016	58 898 414	58 898 414
287 Ores And Concentrates Of Basemetals	0	42 758 000	0	9 635 071
634 Veneers,Plywood,Improved/Reconstituted Wood Worked	0	276 814	0	459 239
248 Wood,Simply Worked And Railway Sleeper Of Wood	96 145	250 552	105 397	265 531
684 Alumunium	0	49 780	0	119 472
Lainnya	5	44	430	703
Pantai Gading	3 434 634	38 027 680	8 197 786	73 875 693
072 Cocoa	2 891 373	18 953 109	6 945 480	45 237 189
263 Cotton	523 813	7 865 251	1 228 465	16 748 383
231 Natural Rubber Latex;Natural Rubber And Similar Natural Gums	0	11 120 150	0	11 818 068
248 Wood,Simply Worked And Railway Sleeper Of Wood	19 448	89 166	23 841	71 945
516 Other Organic Chemicals	0	4	0	108
Senegal	174 403	454 457	111 432	448 057
036 Crustaceans, Molluscs, And Aquatic Invertebrates	10 818	34 830	70 154	215 589
263 Cotton	0	75 468	0	165 545
287 Ores And Concentrates Of Basemetals	163 436	163 436	25 496	25 496
278 Other Crude Minerals	0	180 562	0	24 557
776 Thermionic, Cold Cathode, And Photo Cathode Valves/Tubes	143	143	11 250	11 250
Lainnya	6	18	4 532	5 620
Mauritania	0	100 000	0	147 000
081 Feeding Stuff For Animals	0	100 000	0	147 000
Mali	492 436	841 561	1 198 116	1 995 987
263 Cotton	492 433	841 495	1 197 980	1 984 835
001 Live Animals Other Than Fish	0	60	0	10 000
898 Musical Instrument And Parts/Accessories	0	1	0	877
742 Pumps For Liquid And Parts	3	3	136	136
629 Articles Of Rubbers	0	1	0	105
Lainnya	0	1	0	34
Burkina Faso	199 287	742 273	449 233	1 595 920
263 Cotton	199 287	742 244	449 233	1 594 571
742 Pumps For Liquid And Parts	0	28	0	1 274
785 Motorcycles, Scooters, And Other Cycles Motorized/Non Motorized	0	1	0	75
Guinea Bissau	0	16	0	198
695 Tools For Used In The Hand Or In Machines	0	16	0	198
Gambia	17 455	17 496	35 678	37 048
728 Other Machines And Equipment Specialized For Particular Industry	17 419	17 419	34 700	34 700
772 Electrical Apparatus For Making And Breaking Electrical Circuits	0	41	0	1 370
778 Electrical Machinery And Apparatus	11	11	492	492
522 Inorganic Chemical Elements, Oxides And Halogen Salts	20	20	279	279
743 Pumps, Compressors, Fans, Blowers, Centrifuges, And Parts	5	5	207	207
Seychelles	206 465	1 493 722	332 505	2 453 022
034 Fish, Fresh, Chilled Or Frozen	206 464	1 393 033	332 473	2 286 320
522 Inorganic Chemical Elements, Oxides And Halogen Salts	0	100 000	0	117 000
724 Textile/Leather Machinery And Parts	0	467	0	33 957
001 Live Animals Other Than Fish	0	53	0	12 450
656 Tulle,Lace,Enbroidery,Ribbons,Trimmings And Other Small Wares	0	5	0	1 652
Lainnya	1	164	32	1 643
Uganda	274 961	1 359 680	890 448	3 889 648
072 Cocoa	236 608	1 231 677	624 495	3 072 654
611 Leathers	38 353	80 159	265 953	523 320
211 Hides And Skins, Raw	0	33 014	0	178 400
679 Tubes, Pipes, Hollow Profile, Pipe Fitting Of Iron/Steel	0	13 630	0	109 419
071 Coffee And Coffee Substitutes	0	1 200	0	5 855

https://www.bps.go.id

I.6. IMPOR KOMODITI MENURUT NEGARA ASAL DAN LIMA GOLONGAN BARANG (SITC) UTAMA
IMPORT BY COUNTRY OF ORIGIN AND FIVE MAJOR SITC COMMODITY GROUP
***** APRIL/*APRIL* 2022 *****

	Negara Asal/SITC/Uraian Golongan Barang *Country of Origin/SITC/group Description*	Berat bersih/*Net weight* (Kg)		Nilai/*Value CIF* (US$)	
		Bulan ini *Current month*	Kumulatif *Cum. Jan. to date*	Bulan ini *Current month*	Kumulatif *Cum. Jan. to date*
Afrika Tengah		1	769	75	2 544
661	Lime,Cement And Fabricated Construction Materials	0	465	0	1 118
778	Electrical Machinery And Apparatus	0	27	0	305
845	Articles Of Apparel	0	46	0	228
842	Women'S Coats/Jacket, Not Knitted	0	46	0	161
696	Cutlery	0	23	0	134
	Lainnya	1	162	75	598
Niger		485	2 523	12 268	40 358
642	Paper And Paperboard Cut To Size/Shape And Article Of Papers	482	1 114	10 028	18 998
778	Electrical Machinery And Apparatus	0	833	0	8 489
792	Aircraft And Associated Equipments And Parts	2	4	960	6 312
641	Papers And Paperboards	0	545	0	4 949
897	Jewellery, Goldsmith, Silversmith Wares, And Other Articles	1	1	1 280	1 280
	Lainnya	0	26	0	330
Cad		1 150 351	3 788 293	2 912 314	8 672 468
263	Cotton	1 150 351	3 788 293	2 912 314	8 672 468
Santa Helena		3	3	249	249
778	Electrical Machinery And Apparatus	1	1	147	147
898	Musical Instrument And Parts/Accessories	2	2	102	102
Sao Tome dan Principe		1	12	48	467
746	Ball Or Roller Bearings	0	8	0	179
874	Measuring, Checking, Analysing, And Controlling Instrument And Appar	0	1	0	118
749	Non-Electric Parts And Accessories Of Machineries	1	2	48	100
665	Glassware	0	1	0	70
Swaziland		7 015	43 051	249 749	1 427 662
533	Pigments, Paints, Varnishes, And Related Materials	6 276	17 867	235 318	741 849
531	Synthetic Organic; Colouring Matter	0	12 000	0	225 120
515	Organo-Inorganic And Heterocyclic Compounds	0	2 880	0	219 946
724	Textile/Leather Machinery And Parts	0	8 480	0	180 000
874	Measuring, Checking, Analysing, And Controlling Instrument And Appar	181	240	1 454	34 564
	Lainnya	558	1 584	12 977	26 183
Afrika Selatan		197 093 467	896 861 055	225 597 977	876 411 642
671	Pig Iron,Spiegeleisen,Sponge Iron, And Ferro-Alloys	152 110 160	529 320 575	206 109 985	742 676 401
287	Ores And Concentrates Of Basemetals	38 377 000	278 897 000	7 649 190	52 206 416
251	Pulp And Waste Paper	2 717 613	18 725 835	2 503 347	17 547 169
684	Alumunium	509 538	4 028 408	1 255 184	10 827 638
778	Electrical Machinery And Apparatus	3 785	5 418	114 499	9 013 259
	Lainnya	3 375 371	65 883 819	7 965 772	44 140 759
Zimbabwe		1 323 273	6 582 167	6 576 784	24 283 631
121	Tobacco, Unmanufactured And Refused	1 228 222	3 878 162	6 099 314	15 235 452
263	Cotton	0	1 990 355	0	5 171 204
122	Tobacco, Manufactured	95 040	713 300	477 053	3 872 684
749	Non-Electric Parts And Accessories Of Machineries	9	72	326	2 478
655	Knitted Or Crochetted Fabrics	0	262	0	1 404
	Lainnya	2	16	91	409
Zambia		277 259	6 190 799	1 393 100	5 533 302
278	Other Crude Minerals	0	5 490 000	0	2 811 090
121	Tobacco, Unmanufactured And Refused	277 200	416 200	1 388 100	2 081 835
263	Cotton	0	284 173	0	611 777
001	Live Animals Other Than Fish	59	426	5 000	28 600
Malawi		263 800	336 451	1 206 266	1 430 276
121	Tobacco, Unmanufactured And Refused	263 800	333 722	1 206 266	1 427 148
054	Vegetables, Fresh, Chilled, Frozen Or Simply Preserved	0	2 729	0	3 128
Komoro		0	100 002	0	775 141
075	Spices	0	100 000	0	775 000
551	Essential Oils, Perfumes, And Flavour Materials	0	2	0	141

https://www.bps.go.id

I.6. IMPOR KOMODITI MENURUT NEGARA ASAL DAN LIMA GOLONGAN BARANG (SITC) UTAMA
IMPORT BY COUNTRY OF ORIGIN AND FIVE MAJOR SITC COMMODITY GROUP
***** APRIL/*APRIL* 2022 *****

Negara Asal/SITC/Uraian Golongan Barang *Country of Origin/SITC/group Description*	Berat bersih/*Net weight* (Kg)		Nilai/*Value CIF* (US$)	
	Bulan ini *Current month*	Kumulatif *Cum. Jan. to date*	Bulan ini *Current month*	Kumulatif *Cum. Jan. to date*
Burundi	25 007	25 024	20 460	20 817
611 Leathers	25 000	25 000	20 225	20 225
747 Taps, Cocks, And Valves For Pipes	1	6	121	242
694 Nails, Screws, Nuts, Bolts, Rivets Of Iron/Steel Or Copper	0	12	0	236
699 Manufactures Of Base Metals	6	6	114	114
Mauritius	510	273 541	145 269	861 372
081 Feeding Stuff For Animals	0	272 078	0	399 590
884 Optical Goods	70	175	60 677	135 677
667 Pearl, Precious And Semi Precious Stones	3	166	3 820	125 698
776 Thermionic, Cold Cathode, And Photo Cathode Valves/Tubes	132	273	55 786	114 881
831 Travel Goods	0	153	0	38 904
Lainnya	305	696	24 986	46 622
Rwanda	0	23	0	1 871
831 Travel Goods	0	22	0	1 867
785 Motorcycles, Scooters, And Other Cycles Motorized/Non Motorized	0	1	0	4
Kongo	294 911	2 064 229	671 561	7 938 269
682 Copper	0	405 115	0	4 095 281
292 Crude Vegetable Materials	150 625	877 650	327 781	1 875 574
072 Cocoa	144 235	672 730	343 279	1 582 649
686 Zinc	0	105 650	0	358 925
531 Synthetic Organic; Colouring Matter	0	1 850	0	18 685
Lainnya	51	1 234	501	7 155
Australia	1 176 366 638	6 708 821 255	613 312 589	2 628 754 329
041 Wheat And Meslin, Unmilled	318 443 600	1 410 613 325	119 382 257	525 306 204
321 Coals, Pulverized Or Not	359 409 016	1 574 969 422	137 356 436	478 280 944
281 Iron Ore And Concentrates	15	2 060 975 568	2	218 055 950
001 Live Animals Other Than Fish	15 641 983	37 194 978	63 707 211	152 808 458
971 Gold, Non-Monetary	0	1 915	0	112 866 284
Lainnya	482 872 024	1 625 066 047	292 866 683	1 141 436 489
Selandia Baru	61 379 837	280 126 493	113 292 856	435 187 802
022 Milk,Cream, And Milk Products Other Than Butter Or Cheese	14 919 375	50 805 550	59 868 652	195 754 070
023 Butter And Other Fats From Milk	870 057	5 813 008	5 693 034	36 941 870
251 Pulp And Waste Paper	19 432 264	81 709 293	6 907 258	31 273 003
024 Cheese And Curds	974 331	4 709 424	4 790 806	22 128 378
333 Petroleum Oil, Crude	0	32 193 335	0	21 209 478
Lainnya	25 183 810	104 895 883	36 033 106	127 881 003
Guam	0	1	0	503
894 Baby Carriages, Toys, Games, And Sporting Goods	0	1	0	503
Belau	15	19	716	1 041
784 Parts And Accessories Of The Motor Vehicles	15	15	716	716
752 Automatic Data Processing Machines And Their Units	0	4	0	325
Nauru	16	249	44	33 685
776 Thermionic, Cold Cathode, And Photo Cathode Valves/Tubes	0	131	0	22 555
772 Electrical Apparatus For Making And Breaking Electrical Circuits	0	102	0	11 086
272 Fertilizers, Crude	16	16	44	44
Kaledonia Baru	0	81	0	3 669
845 Articles Of Apparel	0	67	0	2 946
843 Men'S Coats/Jackets, Knitted	0	10	0	540
776 Thermionic, Cold Cathode, And Photo Cathode Valves/Tubes	0	3	0	111
745 Other Non-Electical Machinery, Tools, And Mechanical Apparatus	0	1	0	72
Northern Mariana Islands	0	4	0	90
845 Articles Of Apparel	0	4	0	90
American Samoa	409	34 281	2 986	171 656
727 Food Processing Machines And Parts	0	10 554	0	109 786
655 Knitted Or Crochetted Fabrics	0	1 528	0	22 156

https://www.bps.go.id

I.6. IMPOR KOMODITI MENURUT NEGARA ASAL DAN LIMA GOLONGAN BARANG (SITC) UTAMA
IMPORT BY COUNTRY OF ORIGIN AND FIVE MAJOR SITC COMMODITY GROUP
***** APRIL/*APRIL* 2022 *****

	Negara Asal/SITC/Uraian Golongan Barang *Country of Origin/SITC/group Description*	Berat bersih/*Net weight* (Kg)		Nilai/*Value CIF* (US$)	
		Bulan ini *Current month*	Kumulatif *Cum. Jan. to date*	Bulan ini *Current month*	Kumulatif *Cum. Jan. to date*
523	Metallicsalts And Peroxysalts	0	20 000	0	18 700
778	Electrical Machinery And Apparatus	0	1 700	0	10 358
892	Printed Matter	0	33	0	3 818
	Lainnya	409	466	2 986	6 838
Cook Islands		0	22	0	507
744	Mechanical Handling Equipments And Parts	0	22	0	507
Fiji		9	127 698	685	137 529
111	Non-Alcoholic Beverages, Nes	0	127 673	0	136 494
845	Articles Of Apparel	1	17	136	486
842	Women'S Coats/Jacket, Not Knitted	1	1	473	473
655	Knitted Or Crochetted Fabrics	7	7	76	76
Kiribati		0	8 111 106	0	10 512 792
793	Ships, Boats, And Floating Structures	0	8 111 000	0	10 500 000
776	Thermionic, Cold Cathode, And Photo Cathode Valves/Tubes	0	106	0	12 792
Marshall (Kepulauan)		25 277	19 276 684	52 308	17 615 290
793	Ships, Boats, And Floating Structures	0	18 767 000	0	17 000 000
679	Tubes, Pipes, Hollow Profile, Pipe Fitting Of Iron/Steel	0	452 568	0	448 950
651	Textile Yarns	0	20 000	0	68 600
821	Furnitures And Parts	8 646	8 646	24 427	24 427
752	Automatic Data Processing Machines And Their Units	0	99	0	20 770
	Lainnya	16 631	28 371	27 881	52 543
Samoa		391	68 777	3 638	282 370
232	Synthetic Rubber Latex, Synthetic/Reclaimed Rubber	0	33 600	0	87 494
531	Synthetic Organic; Colouring Matter	0	20 600	0	59 867
656	Tulle,Lace,Enbroidery,Ribbons,Trimmings And Other Small Wares	0	6 311	0	38 210
657	Special Yarns,Textile Fabrics	367	1 680	3 024	34 582
718	Other Power Generating Machines And Parts	0	460	0	29 916
	Lainnya	24	6 126	614	32 301
Kepulauan Solomon		296 800	1 061 594	522 339	1 870 082
034	Fish, Fresh, Chilled Or Frozen	296 800	1 058 856	522 339	1 854 470
893	Article Of Plastics	0	2 737	0	15 309
772	Electrical Apparatus For Making And Breaking Electrical Circuits	0	1	0	303
Christmas Islands		0	25	0	6 138
743	Pumps, Compressors, Fans, Blowers, Centrifuges, And Parts	0	24	0	6 084
728	Other Machines And Equipment Specialized For Particular Industry	0	1	0	54
U.S Minor Outlying Island		3	29	626	5 776
751	Office Machines	0	18	0	2 493
759	Parts And Accessories For Machine Of Heading 751 Or 752	0	2	0	2 268
874	Measuring, Checking, Analysing, And Controlling Instrument And Appar	3	3	626	626
773	Equipment For Distributing Electricity	0	2	0	222
699	Manufactures Of Base Metals	0	2	0	109
	Lainnya	0	2	0	58
Cocos (Keeling) Islands		0	763	0	12 455
743	Pumps, Compressors, Fans, Blowers, Centrifuges, And Parts	0	23	0	6 623
851	Footwears	0	725	0	5 174
771	Electric Power Machinery And Parts	0	14	0	646
629	Articles Of Rubbers	0	1	0	12
Tokelau		1 090	1 096	16 789	18 468
699	Manufactures Of Base Metals	465	465	7 237	7 237
621	Materials Of Rubber	150	150	2 337	2 337
748	Transmission Shafts And Cranks	105	105	1 661	1 661
784	Parts And Accessories Of The Motor Vehicles	63	63	984	984
642	Paper And Paperboard Cut To Size/Shape And Article Of Papers	7	10	26	862
	Lainnya	300	303	4 544	5 387

https://www.bps.go.id

I.6. IMPOR KOMODITI MENURUT NEGARA ASAL DAN LIMA GOLONGAN BARANG (SITC) UTAMA
IMPORT BY COUNTRY OF ORIGIN AND FIVE MAJOR SITC COMMODITY GROUP
***** APRIL/*APRIL* 2022 *****

Negara Asal/SITC/Uraian Golongan Barang *Country of Origin/SITC/group Description*	Berat bersih/*Net weight* (Kg)		Nilai/*Value CIF* (US$)	
	Bulan ini *Current month*	Kumulatif *Cum. Jan. to date*	Bulan ini *Current month*	Kumulatif *Cum. Jan. to date*
Pitcairn	75	75	1 341	1 341
743 Pumps, Compressors, Fans, Blowers, Centrifuges, And Parts	75	75	1 341	1 341
French Southern Territories	0	2	0	724
746 Ball Or Roller Bearings	0	2	0	724
Timor Leste	678 033	2 806 502	180 143	1 032 199
223 Oil Seeds Use For Extraction Of Other Fixed Vegetable Oils	678 030	2 175 410	179 967	567 540
282 Waste And Scrap Metal Of Iron/Steel	0	400 000	0	154 000
718 Other Power Generating Machines And Parts	0	38 729	0	150 300
071 Coffee And Coffee Substitutes	0	170 340	0	102 571
691 Structuctures And Parts Of Iron/Steel Or Aluminium	0	10 359	0	40 200
Lainnya	3	11 664	176	17 588
Antartica	0	2	0	3 036
874 Measuring, Checking, Analysing, And Controlling Instrument And Appar	0	2	0	3 036
Amerika Serikat	1 022 063 371	3 118 777 486	1 146 990 411	3 522 328 978
342 Liquefied Propane And Butane	278 295 767	883 749 657	253 934 662	702 480 183
222 Oil Seeds Use For Extraction Ofsoft Fixed Vegetable Oils	272 048 250	717 435 779	191 763 703	469 243 066
081 Feeding Stuff For Animals	98 490 169	419 545 432	47 581 812	205 326 202
251 Pulp And Waste Paper	71 134 732	311 174 544	41 386 963	190 946 659
022 Milk,Cream, And Milk Products Other Than Butter Or Cheese	10 463 458	30 669 692	30 693 980	85 955 952
Lainnya	291 630 995	756 202 382	581 629 291	1 868 376 916
Kanada	399 606 528	1 412 399 655	222 794 655	843 628 373
562 Fertilizers, Manufactured	135 638 520	632 339 150	82 628 187	357 845 283
041 Wheat And Meslin, Unmilled	106 460 000	386 485 353	51 303 655	181 496 435
251 Pulp And Waste Paper	44 843 625	129 292 155	36 622 967	99 145 745
222 Oil Seeds Use For Extraction Ofsoft Fixed Vegetable Oils	24 455 546	150 238 455	14 883 151	87 140 752
081 Feeding Stuff For Animals	5 835 269	18 170 585	3 941 469	12 231 516
Lainnya	82 373 568	95 873 957	33 415 226	105 768 642
Meksiko	2 345 850	17 426 284	25 011 766	110 981 859
752 Automatic Data Processing Machines And Their Units	3 843	24 502	819 012	14 560 778
743 Pumps, Compressors, Fans, Blowers, Centrifuges, And Parts	107 925	626 109	2 472 343	10 812 617
764 Telecomunication Equipments And Parts	22 143	69 742	3 330 938	10 575 824
263 Cotton	1 057 076	11 647 942	2 784 337	9 162 314
776 Thermionic, Cold Cathode, And Photo Cathode Valves/Tubes	2 602	7 908	2 279 106	6 835 542
Lainnya	1 152 261	5 050 081	13 326 030	59 034 784
Guatemala	25 097	88 267	172 471	281 705
121 Tobacco, Unmanufactured And Refused	19 800	19 800	136 422	136 422
075 Spices	5 200	15 360	31 281	68 270
231 Natural Rubber Latex;Natural Rubber And Similar Natural Gums	0	40 320	0	30 391
292 Crude Vegetable Materials	20	580	2 516	25 683
845 Articles Of Apparel	31	11 719	689	10 600
Lainnya	46	488	1 563	10 339
Honduras	61	1 240	2 326	53 888
845 Articles Of Apparel	29	1 061	914	42 705
656 Tulle,Lace,Enbroidery,Ribbons,Trimmings And Other Small Wares	2	59	221	7 036
772 Electrical Apparatus For Making And Breaking Electrical Circuits	16	29	898	1 537
844 Women'S Coats/Jackets, Knitted	0	28	0	1 444
843 Men'S Coats/Jackets, Knitted	0	41	0	740
Lainnya	14	22	293	426
Nikaragua	243	1 020	26 752	49 328
656 Tulle,Lace,Enbroidery,Ribbons,Trimmings And Other Small Wares	197	323	24 783	27 058
778 Electrical Machinery And Apparatus	9	121	1 140	7 789
784 Parts And Accessories Of The Motor Vehicles	26	107	655	4 043
001 Live Animals Other Than Fish	0	38	0	3 525
071 Coffee And Coffee Substitutes	0	315	0	2 905
Lainnya	11	116	174	4 008

https://www.bps.go.id

I.6. IMPOR KOMODITI MENURUT NEGARA ASAL DAN LIMA GOLONGAN BARANG (SITC) UTAMA
IMPORT BY COUNTRY OF ORIGIN AND FIVE MAJOR SITC COMMODITY GROUP
***** APRIL/*APRIL* 2022 *****

Negara Asal/SITC/Uraian Golongan Barang *Country of Origin/SITC/group Description*	Berat bersih/*Net weight* (Kg)		Nilai/*Value CIF* (US$)	
	Bulan ini *Current month*	Kumulatif *Cum. Jan. to date*	Bulan ini *Current month*	Kumulatif *Cum. Jan. to date*
Panama	25 213	74 634	22 549	242 751
744 Mechanical Handling Equipments And Parts	0	47 744	0	172 028
211 Hides And Skins, Raw	25 160	25 160	20 128	20 128
582 Plates, Sheets, And Film Of Plastics	0	711	0	15 007
848 Articles Of Apparel And Clothing Accessories Of Other Than Textile Fab	0	478	0	8 349
893 Article Of Plastics	0	207	0	8 145
Lainnya	53	334	2 421	19 094
Kuba	17 385	17 423	87 209	233 931
541 Medicinal And Pharmaceutical Products	19	57	72 448	219 170
211 Hides And Skins, Raw	17 366	17 366	14 761	14 761
Curacao	8	24	3 309	8 566
773 Equipment For Distributing Electricity	8	24	3 309	8 566
Suriname	452	738	3 882	15 570
845 Articles Of Apparel	0	191	0	8 113
001 Live Animals Other Than Fish	450	450	3 650	3 650
843 Men'S Coats/Jackets, Knitted	0	47	0	2 023
784 Parts And Accessories Of The Motor Vehicles	0	47	0	1 287
629 Articles Of Rubbers	2	3	232	497
Cile	7 699 873	25 439 191	19 510 066	60 270 808
682 Copper	900 713	3 195 582	9 226 381	32 329 917
251 Pulp And Waste Paper	3 413 148	10 053 156	2 409 950	7 970 962
034 Fish, Fresh, Chilled Or Frozen	273 045	541 474	2 077 184	4 022 998
411 Animal Oils And Fats	711 030	2 391 885	1 095 929	3 682 743
057 Fruit And Nut; Fresh Or Dried	958 089	988 785	3 368 101	3 521 203
Lainnya	1 443 848	8 268 309	1 332 521	8 742 985
Venezuela	504 563	1 868 068	808 279	3 269 627
072 Cocoa	250 153	1 125 193	603 479	2 663 140
211 Hides And Skins, Raw	254 410	742 873	204 800	606 369
895 Office And Stationery Supplies	0	1	0	83
664 Glass	0	1	0	35
Argentina	809 270 899	2 223 420 987	349 327 984	951 566 176
041 Wheat And Meslin, Unmilled	471 305 640	1 225 871 760	166 708 965	429 592 109
081 Feeding Stuff For Animals	253 744 590	780 550 930	144 845 399	414 349 411
044 Maize, Unmilled	81 140 830	198 872 132	27 054 239	65 756 696
263 Cotton	620 640	4 382 073	1 761 930	11 682 019
022 Milk,Cream, And Milk Products Other Than Butter Or Cheese	700 060	2 475 069	2 153 768	6 980 893
Lainnya	1 759 139	11 269 023	6 803 683	23 205 048
Brasil	731 603 111	2 363 291 680	344 405 116	1 208 880 659
081 Feeding Stuff For Animals	283 368 634	936 800 506	165 009 882	510 340 642
041 Wheat And Meslin, Unmilled	81 676 216	565 176 280	29 436 550	200 912 179
263 Cotton	17 845 043	71 924 007	47 057 901	177 308 930
281 Iron Ore And Concentrates	315 632 343	544 496 068	51 550 253	76 202 423
044 Maize, Unmilled	251 250	107 076 656	170 850	36 667 862
Lainnya	32 829 625	137 818 163	51 179 680	207 448 623
Kolombia	224 373	997 186	881 218	4 273 805
591 Disinfectants, Insecticides, And Fungicides Put In Forms	52 000	57 440	95 150	1 400 730
513 Carboxylic Acids,And Their Anhydrides,Halides,Peroxides	90 000	502 000	162 050	807 450
541 Medicinal And Pharmaceutical Products	18 866	38 084	342 806	716 503
611 Leathers	40 686	242 530	94 513	551 926
575 Other Plastics In Primary Forms	0	90 012	0	312 665
Lainnya	22 821	67 120	186 699	484 531
Bolivia	1 508 814	4 856 971	1 062 473	2 949 971
278 Other Crude Minerals	1 503 000	4 849 750	976 950	2 809 214
784 Parts And Accessories Of The Motor Vehicles	510	852	34 664	51 215
223 Oil Seeds Use For Extraction Of Other Fixed Vegetable Oils	5 000	5 000	35 680	35 680
874 Measuring, Checking, Analysing, And Controlling Instrument And Appar	167	381	8 376	18 196
746 Ball Or Roller Bearings	31	174	1 574	8 666
Lainnya	106	814	5 229	27 000

https://www.bps.go.id

I.6. IMPOR KOMODITI MENURUT NEGARA ASAL DAN LIMA GOLONGAN BARANG (SITC) UTAMA
IMPORT BY COUNTRY OF ORIGIN AND FIVE MAJOR SITC COMMODITY GROUP
***** APRIL/*APRIL* 2022 *****

Negara Asal/SITC/Uraian Golongan Barang *Country of Origin/SITC/group Description*	Berat bersih/*Net weight* (Kg)		Nilai/*Value CIF* (US$)	
	Bulan ini *Current month*	Kumulatif *Cum. Jan. to date*	Bulan ini *Current month*	Kumulatif *Cum. Jan. to date*
Uruguay	1 372 778	6 255 720	1 177 078	7 963 751
248 Wood,Simply Worked And Railway Sleeper Of Wood	718 859	4 162 628	676 387	3 964 075
036 Crustaceans, Molluscs, And Aquatic Invertebrates	0	231 527	0	2 313 519
611 Leathers	159 104	804 120	203 653	1 004 787
251 Pulp And Waste Paper	494 445	989 273	284 775	584 663
598 Miscellaneous Chemical Products	0	18 000	0	52 200
Lainnya	370	50 172	12 263	44 507
Paraguay	31 432 046	71 992 736	18 044 169	41 482 033
081 Feeding Stuff For Animals	31 431 990	70 642 715	18 041 146	38 308 397
263 Cotton	0	1 270 363	0	3 051 020
611 Leathers	0	61 910	0	55 719
121 Tobacco, Unmanufactured And Refused	0	17 301	0	44 464
551 Essential Oils, Perfumes, And Flavour Materials	50	392	2 688	20 344
Lainnya	6	55	335	2 089
Ekuador	3 723 981	25 715 778	9 676 121	63 395 290
072 Cocoa	3 571 098	25 498 249	8 336 046	60 672 554
121 Tobacco, Unmanufactured And Refused	34 342	57 834	1 239 062	2 277 750
292 Crude Vegetable Materials	7 067	45 963	56 435	373 453
287 Ores And Concentrates Of Basemetals	98 456	98 456	21 168	21 168
291 Crude Animal Materials	13 000	13 000	20 800	20 800
Lainnya	18	2 276	2 610	29 565
Peru	34 176 359	78 602 233	8 822 304	37 693 281
072 Cocoa	1 127 892	5 881 674	2 649 997	14 438 480
057 Fruit And Nut; Fresh Or Dried	9 120	2 097 996	32 755	8 292 175
562 Fertilizers, Manufactured	0	37 279 710	0	6 337 551
321 Coals, Pulverized Or Not	33 000 230	33 000 230	5 666 140	5 666 140
292 Crude Vegetable Materials	1 000	76 800	25 300	1 520 161
Lainnya	38 117	265 823	448 112	1 438 774
Guyana	48	88	3 485	8 830
001 Live Animals Other Than Fish	48	68	3 485	6 225
773 Equipment For Distributing Electricity	0	2	0	1 504
723 Civil Engineering And Contractor Plants And Equipments/Parts	0	15	0	607
874 Measuring, Checking, Analysing, And Controlling Instrument And Appar	0	3	0	494
Trinidad dan Tobago	64	1 039	8 424	22 198
747 Taps, Cocks, And Valves For Pipes	64	130	8 424	16 252
675 Flat Rolled Products And Alloy Steels	0	753	0	3 319
894 Baby Carriages, Toys, Games, And Sporting Goods	0	8	0	850
699 Manufactures Of Base Metals	0	1	0	604
773 Equipment For Distributing Electricity	0	4	0	424
Lainnya	0	143	0	749
Jamaika	5	157	250	14 149
071 Coffee And Coffee Substitutes	3	153	64	13 873
746 Ball Or Roller Bearings	2	2	186	186
764 Telecomunication Equipments And Parts	0	1	0	70
551 Essential Oils, Perfumes, And Flavour Materials	0	1	0	20
Puerto Riko	12 437	29 224	5 677 679	21 064 831
542 Medicaments, Including Veterinary Medicaments	12 333	28 600	5 619 229	20 873 569
872 Medical Instruments And Appliances	11	28	24 549	52 628
598 Miscellaneous Chemical Products	31	126	14 220	35 270
743 Pumps, Compressors, Fans, Blowers, Centrifuges, And Parts	27	212	7 467	28 655
892 Printed Matter	1	15	6 100	18 110
Lainnya	34	243	6 114	56 599
Belize	8	248	19	2 953
899 Other Miscellaneous Manufactured Articles	0	204	0	2 816
784 Parts And Accessories Of The Motor Vehicles	0	36	0	118
695 Tools For Used In The Hand Or In Machines	8	8	19	19

https://www.bps.go.id

I.6. IMPOR KOMODITI MENURUT NEGARA ASAL DAN LIMA GOLONGAN BARANG (SITC) UTAMA
IMPORT BY COUNTRY OF ORIGIN AND FIVE MAJOR SITC COMMODITY GROUP
***** APRIL/*APRIL* 2022 *****

Negara Asal/SITC/Uraian Golongan Barang *Country of Origin/SITC/group Description*	Berat bersih/*Net weight* (Kg)		Nilai/*Value CIF* (US$)	
	Bulan ini *Current month*	Kumulatif *Cum. Jan. to date*	Bulan ini *Current month*	Kumulatif *Cum. Jan. to date*
Republik Dominika	206 718	1 320 500	1 094 094	5 293 588
072 Cocoa	201 600	1 008 000	635 534	3 469 736
872 Medical Instruments And Appliances	878	3 430	232 423	944 198
121 Tobacco, Unmanufactured And Refused	2 811	7 656	109 691	374 519
772 Electrical Apparatus For Making And Breaking Electrical Circuits	955	2 736	71 728	221 650
541 Medicinal And Pharmaceutical Products	427	1 368	41 744	126 735
Lainnya	47	297 310	2 974	156 750
El Salvador	975	22 838	101 660	549 883
778 Electrical Machinery And Apparatus	432	2 417	83 189	244 048
723 Civil Engineering And Contractor Plants And Equipments/Parts	0	16 333	0	198 454
772 Electrical Apparatus For Making And Breaking Electrical Circuits	5	58	2 053	42 027
542 Medicaments, Including Veterinary Medicaments	0	1 008	0	12 600
776 Thermionic, Cold Cathode, And Photo Cathode Valves/Tubes	105	105	10 914	10 914
Lainnya	433	2 917	5 504	41 840
Kosta Rika	5 892	117 358	743 806	2 955 732
872 Medical Instruments And Appliances	482	4 033	261 369	1 134 622
772 Electrical Apparatus For Making And Breaking Electrical Circuits	2 080	7 099	242 354	576 927
778 Electrical Machinery And Apparatus	2 461	2 580	84 572	269 058
874 Measuring, Checking, Analysing, And Controlling Instrument And Appar	85	387	4 988	177 442
899 Other Miscellaneous Manufactured Articles	73	253	31 497	175 934
Lainnya	711	103 006	119 026	621 749
Haiti	143	797	2 071	85 607
551 Essential Oils, Perfumes, And Flavour Materials	3	614	664	76 543
776 Thermionic, Cold Cathode, And Photo Cathode Valves/Tubes	0	21	0	5 742
843 Men'S Coats/Jackets, Knitted	0	20	0	1 808
893 Article Of Plastics	139	139	1 398	1 398
844 Women'S Coats/Jackets, Knitted	0	1	0	64
Lainnya	1	2	9	52
Barbados	1 005	1 562	25 293	44 322
523 Metallicsalts And Peroxysalts	1 000	1 500	24 783	36 732
772 Electrical Apparatus For Making And Breaking Electrical Circuits	5	62	510	7 590
Antigua dan Barbuda	84	48 387	4 292	109 128
059 Fruit And Vegetable Juices	0	48 070	0	93 736
713 Internal Combustion Piston Engines And Parts	84	317	4 292	15 392
Anguilla	47	211	1 385	5 727
658 Made-Up Articles, Wholly/Chiefly Of Textile Materials	44	152	1 318	3 945
851 Footwears	0	23	0	907
656 Tulle,Lace,Enbroidery,Ribbons,Trimmings And Other Small Wares	3	36	67	875
Tanjung Verde	10 400	18 457	10 552	84 193
749 Non-Electric Parts And Accessories Of Machineries	0	146	0	47 800
582 Plates, Sheets, And Film Of Plastics	0	7 904	0	25 398
657 Special Yarns,Textile Fabrics	10 400	10 400	10 552	10 552
841 Men'S Coats/Jackets, Not Knitted	0	5	0	295
842 Women'S Coats/Jacket, Not Knitted	0	2	0	148
Dominica	3	345	1 618	3 180
551 Essential Oils, Perfumes, And Flavour Materials	3	3	1 618	1 618
772 Electrical Apparatus For Making And Breaking Electrical Circuits	0	341	0	1 521
728 Other Machines And Equipment Specialized For Particular Industry	0	1	0	41
Guyana Prancis	0	1	0	287
541 Medicinal And Pharmaceutical Products	0	1	0	287
Lainnya	6	1 028	3 236	7 266
Polinesia Prancis	0	17 426	0	9 997
291 Crude Animal Materials	0	17 420	0	8 710
845 Articles Of Apparel	0	4	0	924
892 Printed Matter	0	1	0	183
752 Automatic Data Processing Machines And Their Units	0	1	0	180

https://www.bps.go.id

I.6. IMPOR KOMODITI MENURUT NEGARA ASAL DAN LIMA GOLONGAN BARANG (SITC) UTAMA
IMPORT BY COUNTRY OF ORIGIN AND FIVE MAJOR SITC COMMODITY GROUP
***** APRIL/*APRIL* 2022 *****

Negara Asal/SITC/Uraian Golongan Barang *Country of Origin/SITC/group Description*	Berat bersih/*Net weight* (Kg)		Nilai/*Value CIF* (US$)	
	Bulan ini *Current month*	Kumulatif *Cum. Jan. to date*	Bulan ini *Current month*	Kumulatif *Cum. Jan. to date*
Grinlandia	21 141	127 269	70 696	475 332
036 Crustaceans, Molluscs, And Aquatic Invertebrates	21 141	127 269	70 696	475 332
Grenada	0	10	0	271
784 Parts And Accessories Of The Motor Vehicles	0	10	0	271
Lainnya	42 282	219 666	141 392	930 125
Martinik	0	2	0	246
695 Tools For Used In The Hand Or In Machines	0	2	0	246
Antilla Belanda	134 102	296 390	13 244	230 685
048 Cereal Preparations And Preparations Of Flours/Starchs Of Fruit	0	162 225	0	211 703
679 Tubes, Pipes, Hollow Profile, Pipe Fitting Of Iron/Steel	131 874	131 874	13 024	13 024
741 Heating And Cooling Equipments And Parts	0	54	0	4 502
723 Civil Engineering And Contractor Plants And Equipments/Parts	0	6	0	1 165
746 Ball Or Roller Bearings	2 228	2 228	220	220
Lainnya	0	3	0	71
Norfolk Islands	0	17 705	0	10 269
582 Plates, Sheets, And Film Of Plastics	0	17 705	0	10 269
Turks dan Kepulauan Caicos	0	14	0	5 775
695 Tools For Used In The Hand Or In Machines	0	8	0	4 219
598 Miscellaneous Chemical Products	0	6	0	1 556
Guadeloupe	0	1	0	19
621 Materials Of Rubber	0	1	0	19
Saint Kitts dan Nevis	0	1	0	154
764 Telecomunication Equipments And Parts	0	1	0	154
Lainnya	2 228	55 310	220	15 450
Montserrat	16	26	972	1 545
737 Metalworking Machinery And Parts	15	15	957	957
898 Musical Instrument And Parts/Accessories	0	10	0	573
629 Articles Of Rubbers	1	1	15	15
Kepulauan Virgin (British)	7 115	34 142	40 911	166 012
522 Inorganic Chemical Elements, Oxides And Halogen Salts	0	25 200	0	107 352
655 Knitted Or Crochetted Fabrics	1 290	2 655	25 338	38 045
056 Vegetables, Roots And Tubers, Prepared Or Preserved Nes	5 600	5 600	14 967	14 967
728 Other Machines And Equipment Specialized For Particular Industry	0	460	0	5 038
098 Edible Products And Preparations	221	221	590	590
Lainnya	4	6	16	20
Kepulauan Virgin (US)	15 965	47 092	383 300	1 250 334
655 Knitted Or Crochetted Fabrics	11 113	26 962	198 319	485 511
892 Printed Matter	1 665	4 810	85 628	329 978
653 Fabrics, Woven, Of Man-Made Fibres	2 006	8 317	78 147	276 428
657 Special Yarns,Textile Fabrics	623	3 764	10 600	81 926
266 Synthetic Fibres Suitable For Spinning	376	1 468	6 589	26 658
Lainnya	182	1 771	4 017	49 833
Saint Barthelemy	0	393	0	1 996
655 Knitted Or Crochetted Fabrics	0	224	0	1 638
893 Article Of Plastics	0	169	0	358
Inggris	37 834 828	154 241 952	65 144 424	303 395 920
251 Pulp And Waste Paper	22 693 680	82 437 100	6 242 644	22 601 973
542 Medicaments, Including Veterinary Medicaments	3 760	152 537	2 842 378	22 392 872
764 Telecomunication Equipments And Parts	3 163	35 883	2 153 692	15 854 405
282 Waste And Scrap Metal Of Iron/Steel	4 649 620	26 815 000	2 458 587	14 272 182
874 Measuring, Checking, Analysing, And Controlling Instrument And Appar	14 407	163 890	2 794 659	11 605 247
Lainnya	10 470 198	44 637 542	48 652 464	216 669 241

https://www.bps.go.id

I.6. IMPOR KOMODITI MENURUT NEGARA ASAL DAN LIMA GOLONGAN BARANG (SITC) UTAMA
IMPORT BY COUNTRY OF ORIGIN AND FIVE MAJOR SITC COMMODITY GROUP
***** APRIL/*APRIL* 2022 *****

Negara Asal/SITC/Uraian Golongan Barang *Country of Origin/SITC/group Description*	Berat bersih/*Net weight* (Kg)		Nilai/*Value CIF* (US$)	
	Bulan ini *Current month*	Kumulatif *Cum. Jan. to date*	Bulan ini *Current month*	Kumulatif *Cum. Jan. to date*
Belanda	56 160 099	183 939 875	75 108 824	273 472 834
251 Pulp And Waste Paper	29 359 260	89 667 306	8 432 111	25 038 979
579 Waste And Scrap Of Plastics	8 700 640	26 251 643	5 538 265	16 753 169
592 Starches, Inulin, And Wheat Glutenal Buminoidal Subtances; Glues	2 078 632	6 085 231	3 723 543	16 528 305
098 Edible Products And Preparations	749 122	1 694 272	4 397 169	11 520 621
054 Vegetables, Fresh, Chilled, Frozen Or Simply Preserved	3 791 600	14 484 400	2 689 074	9 740 489
Lainnya	11 480 845	45 757 023	50 328 662	193 891 271
Prancis	30 784 984	108 945 502	114 382 881	432 813 578
553 Perfumery, Cosmetics, And Toilet Preparations	176 081	574 913	10 750 119	37 338 697
022 Milk,Cream, And Milk Products Other Than Butter Or Cheese	4 645 441	17 783 678	8 765 370	31 357 589
772 Electrical Apparatus For Making And Breaking Electrical Circuits	169 662	587 365	8 260 811	25 379 871
874 Measuring, Checking, Analysing, And Controlling Instrument And Appar	11 386	98 491	7 538 329	21 142 382
831 Travel Goods	5 153	22 482	4 559 596	20 730 543
Lainnya	25 777 261	89 878 573	74 508 656	296 864 496
Jerman	45 208 988	197 392 780	289 981 442	1 145 380 981
679 Tubes, Pipes, Hollow Profile, Pipe Fitting Of Iron/Steel	2 879 831	13 830 784	4 533 116	71 282 701
728 Other Machines And Equipment Specialized For Particular Industry	326 407	1 419 321	14 671 992	43 145 014
781 Passengger Motor Cars	885 027	3 014 611	13 888 882	42 642 753
598 Miscellaneous Chemical Products	2 709 270	12 497 436	10 689 572	42 123 065
743 Pumps, Compressors, Fans, Blowers, Centrifuges, And Parts	304 855	1 762 835	7 019 111	40 455 445
Lainnya	38 103 598	164 867 793	239 178 769	905 732 003
Austria	1 756 337	8 601 664	31 477 610	155 655 940
874 Measuring, Checking, Analysing, And Controlling Instrument And Appar	3 079	108 251	651 754	38 962 854
778 Electrical Machinery And Apparatus	12 239	64 568	1 365 427	23 184 972
541 Medicinal And Pharmaceutical Products	6 307	23 626	2 221 675	7 486 328
791 Railway Vehicles And Associated Equipments	0	110 439	0	7 107 681
267 Other Man-Made Fibres Suitable For Spinning And Waste	502 654	2 274 832	1 603 420	7 011 918
Lainnya	1 232 058	6 019 948	25 635 334	71 902 187
Belgia	21 292 191	75 962 831	44 014 903	192 959 937
022 Milk,Cream, And Milk Products Other Than Butter Or Cheese	2 816 375	11 390 000	10 717 544	41 325 823
541 Medicinal And Pharmaceutical Products	5 876	15 493	297 488	17 972 639
056 Vegetables, Roots And Tubers, Prepared Or Preserved Nes	3 524 919	9 385 694	3 823 773	9 566 853
515 Organo-Inorganic And Heterocyclic Compounds	272 022	2 345 952	556 397	9 186 581
562 Fertilizers, Manufactured	4 083 000	11 694 920	2 786 585	7 204 283
Lainnya	10 589 999	41 130 772	25 833 116	107 703 758
Swiss	1 603 182	7 746 461	48 652 543	202 836 524
885 Watches And Clocks	5 693	22 684	10 815 244	39 437 845
971 Gold, Non-Monetary	16	297	994 716	17 436 939
541 Medicinal And Pharmaceutical Products	70 165	351 696	2 731 300	15 332 596
533 Pigments, Paints, Varnishes, And Related Materials	54 139	270 354	2 976 113	9 127 294
542 Medicaments, Including Veterinary Medicaments	9 093	39 984	627 061	9 070 087
Lainnya	1 464 076	7 061 446	30 508 109	112 431 763
Luksemburg	58 923	473 275	1 365 389	6 429 925
676 Iron/Steel Bars, Rods, Angels, Shaped And Sections	2 857	210 997	5 029	2 607 922
741 Heating And Cooling Equipments And Parts	27 012	62 352	619 370	1 486 457
657 Special Yarns,Textile Fabrics	15 812	27 496	244 310	395 629
893 Article Of Plastics	0	6 366	0	218 599
747 Taps, Cocks, And Valves For Pipes	821	2 336	48 057	209 655
Lainnya	12 421	163 728	448 623	1 511 663
Monako	137	4 316	10 913	197 935
775 Household Type, Electrical/Non-Electrical Equipments	0	1 313	0	51 862
553 Perfumery, Cosmetics, And Toilet Preparations	133	904	10 710	47 925
575 Other Plastics In Primary Forms	0	465	0	27 079
512 Alcohols,Phenols,Phenol-Alcohols And Their Halogenated	0	540	0	22 463
516 Other Organic Chemicals	0	125	0	18 553
Lainnya	4	969	203	30 053

https://www.bps.go.id

I.6. IMPOR KOMODITI MENURUT NEGARA ASAL DAN LIMA GOLONGAN BARANG (SITC) UTAMA
IMPORT BY COUNTRY OF ORIGIN AND FIVE MAJOR SITC COMMODITY GROUP
***** APRIL/*APRIL* 2022 *****

Negara Asal/SITC/Uraian Golongan Barang *Country of Origin/SITC/group Description*	Berat bersih/*Net weight* (Kg)		Nilai/*Value CIF* (US$)	
	Bulan ini *Current month*	Kumulatif *Cum. Jan. to date*	Bulan ini *Current month*	Kumulatif *Cum. Jan. to date*
Denmark	4 329 051	22 702 838	16 015 490	96 205 424
764 Telecomunication Equipments And Parts	509	5 592	72 532	16 867 140
752 Automatic Data Processing Machines And Their Units	2	2 643	1 008	12 606 402
061 Sugar, Molasses, And Honey	776 000	4 619 000	1 123 732	6 757 543
516 Other Organic Chemicals	147 261	490 401	1 725 310	5 320 845
542 Medicaments, Including Veterinary Medicaments	1 044	14 362	788 145	4 737 205
Lainnya	3 404 235	17 570 840	12 304 763	49 916 289
Norwegia	9 895 476	79 362 167	10 837 585	81 137 375
334 Petroleum Products, Refined	0	59 690 805	0	53 020 496
562 Fertilizers, Manufactured	8 791 987	13 847 908	6 742 876	9 730 270
034 Fish, Fresh, Chilled Or Frozen	232 530	560 922	947 121	2 287 905
081 Feeding Stuff For Animals	289 500	1 166 545	265 419	1 652 282
598 Miscellaneous Chemical Products	184 268	1 230 939	193 144	1 531 926
Lainnya	397 191	2 865 048	2 689 025	12 914 496
Swedia	17 061 767	62 988 186	47 112 104	182 769 934
641 Papers And Paperboards	4 607 120	26 400 450	4 819 572	26 166 371
782 Motor Vehicle For The Transportation Of Goods	467 511	2 373 159	4 520 005	21 739 347
251 Pulp And Waste Paper	9 072 500	24 268 588	7 684 581	20 445 760
723 Civil Engineering And Contractor Plants And Equipments/Parts	146 563	560 532	2 595 049	10 758 397
784 Parts And Accessories Of The Motor Vehicles	78 170	315 497	2 407 809	8 269 632
Lainnya	2 689 903	9 069 960	25 085 088	95 390 427
Finlandia	5 180 055	24 257 743	41 830 090	171 171 439
711 Steam And Other Vapour Generating Boilers And Parts	411 745	944 087	8 915 074	34 766 416
725 Papermill/Pulpmill Machinery And Paper Cutting Machines	17 919	671 098	608 047	33 617 516
741 Heating And Cooling Equipments And Parts	644 814	1 048 526	9 782 159	18 772 410
723 Civil Engineering And Contractor Plants And Equipments/Parts	70 747	248 279	3 606 364	11 128 691
764 Telecomunication Equipments And Parts	1 919	46 448	4 888 301	11 121 682
Lainnya	4 032 911	21 299 305	14 030 145	61 764 724
Irlandia	1 713 784	5 566 111	14 517 938	60 377 215
542 Medicaments, Including Veterinary Medicaments	305	4 501	1 585 697	11 066 858
541 Medicinal And Pharmaceutical Products	3 033	7 660	3 150 133	9 301 400
098 Edible Products And Preparations	1 129 378	2 729 039	3 540 277	8 053 772
872 Medical Instruments And Appliances	7 792	35 454	1 923 343	6 589 427
598 Miscellaneous Chemical Products	78 511	293 198	789 133	3 630 779
Lainnya	494 765	2 496 259	3 529 355	21 734 979
Italia	50 584 512	210 972 762	103 241 785	455 659 301
251 Pulp And Waste Paper	34 977 926	130 142 713	10 070 759	36 981 261
745 Other Non-Electical Machinery, Tools, And Mechanical Apparatus	55 098	275 798	3 444 728	19 714 317
831 Travel Goods	5 975	24 805	3 539 251	15 842 978
728 Other Machines And Equipment Specialized For Particular Industry	178 493	646 199	4 508 451	15 677 498
511 Hydrocarbon And Their Halogenated, Nitrated Derivatives	0	13 243 600	0	14 795 787
Lainnya	15 367 020	66 639 647	81 678 596	352 647 460
Spanyol	24 631 986	76 973 126	43 759 348	211 765 369
541 Medicinal And Pharmaceutical Products	29 517	268 180	2 169 808	32 190 082
251 Pulp And Waste Paper	18 379 480	44 184 272	5 478 239	13 912 169
542 Medicaments, Including Veterinary Medicaments	16 225	72 930	2 976 333	11 177 835
761 Television Receivers	0	69	0	10 497 619
533 Pigments, Paints, Varnishes, And Related Materials	423 685	5 225 889	1 760 575	9 115 349
Lainnya	5 783 079	27 221 786	31 374 393	134 872 315
Portugal	1 382 640	3 247 544	3 552 631	11 977 527
845 Articles Of Apparel	5 138	27 560	301 172	1 315 458
724 Textile/Leather Machinery And Parts	853	4 805	152 458	923 013
743 Pumps, Compressors, Fans, Blowers, Centrifuges, And Parts	18	42 751	591	885 813
716 Rotating Electric Plants And Parts	16 807	22 436	544 792	721 960
713 Internal Combustion Piston Engines And Parts	3 206	12 821	138 819	566 268
Lainnya	1 356 618	3 137 171	2 414 799	7 565 015

https://www.bps.go.id

I.6. IMPOR KOMODITI MENURUT NEGARA ASAL DAN LIMA GOLONGAN BARANG (SITC) UTAMA
IMPORT BY COUNTRY OF ORIGIN AND FIVE MAJOR SITC COMMODITY GROUP
***** APRIL/*APRIL* 2022 *****

Negara Asal/SITC/Uraian Golongan Barang *Country of Origin/SITC/group Description*	Berat bersih/*Net weight* (Kg)		Nilai/*Value CIF* (US$)	
	Bulan ini *Current month*	Kumulatif *Cum. Jan. to date*	Bulan ini *Current month*	Kumulatif *Cum. Jan. to date*
Islandia	133 843	679 267	1 101 468	3 472 812
684 Alumunium	12 523	47 792	563 962	1 990 916
034 Fish, Fresh, Chilled Or Frozen	116 141	624 741	447 119	1 340 992
724 Textile/Leather Machinery And Parts	5 142	5 142	87 780	87 780
598 Miscellaneous Chemical Products	0	347	0	17 044
411 Animal Oils And Fats	0	922	0	13 776
Lainnya	37	323	2 607	22 304
Yunani	10 806 923	35 573 223	11 169 468	43 857 362
263 Cotton	2 124 553	10 896 409	6 011 664	29 322 964
251 Pulp And Waste Paper	7 986 075	22 160 500	2 448 215	6 266 644
121 Tobacco, Unmanufactured And Refused	144 964	311 319	960 560	1 982 894
542 Medicaments, Including Veterinary Medicaments	1 470	30 527	213 781	1 153 181
684 Alumunium	55 100	191 561	360 181	1 005 164
Lainnya	494 761	1 982 907	1 175 067	4 126 515
Andorra	574	21 425	24 961	258 847
651 Textile Yarns	0	20 004	0	100 329
778 Electrical Machinery And Apparatus	523	731	19 318	87 655
874 Measuring, Checking, Analysing, And Controlling Instrument And Appar	6	86	2 402	30 261
772 Electrical Apparatus For Making And Breaking Electrical Circuits	1	98	215	9 819
764 Telecomunication Equipments And Parts	3	13	229	7 415
Lainnya	41	493	2 797	23 368
Liechtenstein	1 425	5 220	126 238	589 152
541 Medicinal And Pharmaceutical Products	147	973	27 620	227 630
694 Nails, Screws, Nuts, Bolts, Rivets Of Iron/Steel Or Copper	696	1 060	51 187	125 623
772 Electrical Apparatus For Making And Breaking Electrical Circuits	187	1 735	6 812	88 573
598 Miscellaneous Chemical Products	223	621	16 945	73 052
553 Perfumery, Cosmetics, And Toilet Preparations	61	97	14 892	25 619
Lainnya	111	734	8 782	48 655
Hungaria	630 512	2 399 885	6 835 550	28 885 616
752 Automatic Data Processing Machines And Their Units	394	2 728	603 146	2 477 556
764 Telecomunication Equipments And Parts	2 605	28 238	313 958	2 357 107
772 Electrical Apparatus For Making And Breaking Electrical Circuits	13 379	44 755	453 183	1 826 138
873 Meters And Counters	5 408	48 812	141 273	1 733 301
248 Wood,Simply Worked And Railway Sleeper Of Wood	331 898	1 108 964	550 346	1 619 503
Lainnya	276 828	1 166 388	4 773 644	18 872 011
Polandia	5 014 636	22 452 168	15 151 731	64 051 490
022 Milk,Cream, And Milk Products Other Than Butter Or Cheese	1 215 001	4 788 001	2 027 448	7 586 445
778 Electrical Machinery And Apparatus	349 495	923 791	2 171 725	5 926 149
728 Other Machines And Equipment Specialized For Particular Industry	4 862	63 128	263 380	4 057 527
784 Parts And Accessories Of The Motor Vehicles	12 837	100 113	439 739	2 978 442
232 Synthetic Rubber Latex, Synthetic/Reclaimed Rubber	284 567	1 421 743	544 758	2 655 710
Lainnya	3 147 874	15 155 392	9 704 681	40 847 217
Rumania	764 755	2 487 015	3 127 206	11 992 964
679 Tubes, Pipes, Hollow Profile, Pipe Fitting Of Iron/Steel	501 515	1 553 866	782 872	2 767 996
746 Ball Or Roller Bearings	22 668	72 342	327 680	1 125 240
874 Measuring, Checking, Analysing, And Controlling Instrument And Appar	1 374	8 673	199 262	1 002 816
772 Electrical Apparatus For Making And Breaking Electrical Circuits	2 794	19 496	244 551	768 820
542 Medicaments, Including Veterinary Medicaments	0	1 446	0	602 058
Lainnya	236 404	831 192	1 572 841	5 726 034
Bulgaria	997 960	4 021 313	2 994 304	11 699 997
872 Medical Instruments And Appliances	2 803	10 775	341 395	2 339 091
075 Spices	523 725	1 618 400	487 772	1 490 414
542 Medicaments, Including Veterinary Medicaments	22 620	425 230	130 043	1 466 706
774 Electrical Apparatus For Medical Purposes And Radiological Apparatus	1 618	4 534	179 044	706 858
772 Electrical Apparatus For Making And Breaking Electrical Circuits	5 527	12 541	215 984	493 210
Lainnya	441 667	1 949 833	1 640 066	5 203 718

https://www.bps.go.id

I.6. IMPOR KOMODITI MENURUT NEGARA ASAL DAN LIMA GOLONGAN BARANG (SITC) UTAMA
IMPORT BY COUNTRY OF ORIGIN AND FIVE MAJOR SITC COMMODITY GROUP
***** APRIL/*APRIL* 2022 *****

Negara Asal/SITC/Uraian Golongan Barang *Country of Origin/SITC/group Description*	Berat bersih/*Net weight* (Kg)		Nilai/*Value CIF* (US$)	
	Bulan ini *Current month*	Kumulatif *Cum. Jan. to date*	Bulan ini *Current month*	Kumulatif *Cum. Jan. to date*
Albania	282	919	8 882	38 604
848 Articles Of Apparel And Clothing Accessories Of Other Than Textile Fab	1	181	447	13 981
842 Women'S Coats/Jacket, Not Knitted	1	114	47	6 138
845 Articles Of Apparel	72	251	1 612	5 057
844 Women'S Coats/Jackets, Knitted	93	148	3 147	4 551
851 Footwears	105	144	3 084	4 107
Lainnya	10	81	545	4 770
Armenia	1	471	140	15 970
894 Baby Carriages, Toys, Games, And Sporting Goods	0	416	0	15 099
842 Women'S Coats/Jacket, Not Knitted	1	2	140	564
893 Article Of Plastics	0	50	0	202
845 Articles Of Apparel	0	3	0	105
Azerbaijan	1 129	605 871	22 817	239 714
273 Stone, Sand And Gravel	1 129	5 871	22 817	121 813
278 Other Crude Minerals	0	600 000	0	117 901
Belarus	980 539	134 887 115	1 695 652	80 188 195
562 Fertilizers, Manufactured	0	133 400 000	0	77 421 530
022 Milk,Cream, And Milk Products Other Than Butter Or Cheese	475 000	950 000	1 197 576	1 942 627
251 Pulp And Waste Paper	494 666	494 666	410 271	410 271
592 Starches, Inulin, And Wheat Glutenal Buminoidal Subtances; Glues	4 000	8 000	47 621	96 792
625 Rubber Tyre,Tyre Cases,Tyre Treads,Inner Tubes, And Tyre Flaps	4 752	17 441	12 775	69 822
Lainnya	2 121	17 008	27 409	247 153
Kazakstan	117 168 618	298 088 376	44 729 110	211 463 121
671 Pig Iron,Spiegeleisen,Sponge Iron, And Ferro-Alloys	8 829 524	79 695 128	15 032 245	156 885 772
321 Coals, Pulverized Or Not	108 339 000	218 339 000	29 691 809	54 461 502
211 Hides And Skins, Raw	0	54 105	0	108 210
874 Measuring, Checking, Analysing, And Controlling Instrument And Appar	7	7	4 212	4 212
893 Article Of Plastics	13	20	248	1 589
Lainnya	74	116	596	1 836
Kirgistan	1 015	1 119	9 575	12 238
655 Knitted Or Crochetted Fabrics	999	999	8 602	8 602
629 Articles Of Rubbers	0	16	0	1 806
746 Ball Or Roller Bearings	12	12	921	921
582 Plates, Sheets, And Film Of Plastics	0	87	0	801
894 Baby Carriages, Toys, Games, And Sporting Goods	0	1	0	56
Lainnya	4	4	52	52
Moldova	2 935 821	35 893 272	963 426	11 656 040
041 Wheat And Meslin, Unmilled	2 935 650	35 787 700	939 174	11 466 476
222 Oil Seeds Use For Extraction Ofsoft Fixed Vegetable Oils	0	100 000	0	84 200
893 Article Of Plastics	0	5 101	0	41 538
831 Travel Goods	32	80	12 039	36 600
001 Live Animals Other Than Fish	59	59	4 800	4 800
Lainnya	80	332	7 413	22 426
Tajikistan	3	3	18	18
874 Measuring, Checking, Analysing, And Controlling Instrument And Appar	3	3	18	18
Ukraina	1 749 003	74 059 236	1 328 074	43 517 039
044 Maize, Unmilled	0	33 000 000	0	11 055 001
673 Flat Rolled Products, Not Clad	112 071	10 209 171	118 777	10 209 333
671 Pig Iron,Spiegeleisen,Sponge Iron, And Ferro-Alloys	162 000	4 638 080	243 000	7 541 708
045 Cereals, Unmilled	1 171 860	11 659 077	486 283	4 670 410
054 Vegetables, Fresh, Chilled, Frozen Or Simply Preserved	0	4 432 465	0	2 023 401
Lainnya	303 072	10 120 443	480 014	8 017 186
Uzbekistan	1 613 170	5 983 220	1 714 564	6 433 239
562 Fertilizers, Manufactured	1 060 000	4 426 084	641 300	2 775 774
251 Pulp And Waste Paper	553 000	1 556 525	900 750	2 385 350
898 Musical Instrument And Parts/Accessories	164	531	172 465	1 267 526

https://www.bps.go.id

I.6. IMPOR KOMODITI MENURUT NEGARA ASAL DAN LIMA GOLONGAN BARANG (SITC) UTAMA
IMPORT BY COUNTRY OF ORIGIN AND FIVE MAJOR SITC COMMODITY GROUP
***** APRIL/*APRIL* 2022 *****

	Negara Asal/SITC/Uraian Golongan Barang *Country of Origin/SITC/group Description*	Berat bersih/*Net weight* (Kg)		Nilai/*Value CIF* (US$)	
		Bulan ini *Current month*	Kumulatif *Cum. Jan. to date*	Bulan ini *Current month*	Kumulatif *Cum. Jan. to date*
001	Live Animals Other Than Fish	0	70	0	4 500
651	Textile Yarns	6	6	49	49
	Lainnya	0	4	0	40
Lituania		608 873	1 848 240	1 709 476	5 421 452
022	Milk,Cream, And Milk Products Other Than Butter Or Cheese	400 000	925 000	958 936	1 757 146
764	Telecomunication Equipments And Parts	712	2 074	236 397	636 792
657	Special Yarns,Textile Fabrics	0	6 757	0	352 440
081	Feeding Stuff For Animals	48 579	213 114	92 089	334 175
598	Miscellaneous Chemical Products	228	877	65 402	265 839
	Lainnya	159 354	700 418	356 652	2 075 060
Latvia		25 125	120 718	1 143 049	5 118 222
764	Telecomunication Equipments And Parts	8 627	45 807	932 376	4 129 720
874	Measuring, Checking, Analysing, And Controlling Instrument And Appar	4	905	1 150	180 896
784	Parts And Accessories Of The Motor Vehicles	969	3 474	54 148	168 959
872	Medical Instruments And Appliances	34	112	50 318	161 859
664	Glass	0	20 001	0	115 892
	Lainnya	15 491	50 419	105 057	360 896
Estonia		156 651	778 792	856 273	5 396 686
743	Pumps, Compressors, Fans, Blowers, Centrifuges, And Parts	76	60 926	6 477	1 614 975
874	Measuring, Checking, Analysing, And Controlling Instrument And Appar	7 511	9 149	109 296	954 851
764	Telecomunication Equipments And Parts	1 655	17 428	53 555	397 324
641	Papers And Paperboards	78 000	259 626	102 009	328 691
723	Civil Engineering And Contractor Plants And Equipments/Parts	5 046	9 117	126 125	304 925
	Lainnya	64 363	422 546	458 811	1 795 920
Georgia		522	3 901	33 623	97 237
516	Other Organic Chemicals	0	2 475	0	23 420
843	Men'S Coats/Jackets, Knitted	240	240	17 733	17 733
774	Electrical Apparatus For Medical Purposes And Radiological Apparatus	0	84	0	12 039
845	Articles Of Apparel	112	122	9 239	10 306
874	Measuring, Checking, Analysing, And Controlling Instrument And Appar	51	169	4 481	9 511
	Lainnya	119	811	2 170	24 228
Kroasia		181 204	1 717 596	933 451	3 997 504
248	Wood,Simply Worked And Railway Sleeper Of Wood	128 444	1 109 950	131 749	998 100
723	Civil Engineering And Contractor Plants And Equipments/Parts	17 957	90 513	172 130	814 958
121	Tobacco, Unmanufactured And Refused	0	138 600	0	779 761
772	Electrical Apparatus For Making And Breaking Electrical Circuits	648	1 603	308 994	374 388
763	Sound Recorders Or Reproducers	1 320	1 320	114 473	114 473
	Lainnya	32 835	375 610	206 105	915 824
Bosnia-Herzegovina		71 206	79 706	180 661	418 967
743	Pumps, Compressors, Fans, Blowers, Centrifuges, And Parts	831	3 795	35 716	133 029
775	Household Type, Electrical/Non-Electrical Equipments	346	1 123	32 256	99 692
872	Medical Instruments And Appliances	1 574	3 106	36 970	64 965
211	Hides And Skins, Raw	67 920	67 920	57 732	57 732
851	Footwears	184	857	12 511	36 533
	Lainnya	351	2 905	5 476	27 016
Malta		1 049	53 155	167 343	482 386
523	Metallicsalts And Peroxysalts	0	50 000	0	145 000
776	Thermionic, Cold Cathode, And Photo Cathode Valves/Tubes	155	354	38 790	105 013
629	Articles Of Rubbers	370	1 259	15 219	47 084
772	Electrical Apparatus For Making And Breaking Electrical Circuits	26	168	6 744	40 374
874	Measuring, Checking, Analysing, And Controlling Instrument And Appar	60	110	16 661	32 817
	Lainnya	438	1 264	89 929	112 098
Slovakia		110 777	609 289	1 750 807	6 691 977
746	Ball Or Roller Bearings	5 642	25 950	152 441	718 008
784	Parts And Accessories Of The Motor Vehicles	2 532	15 204	99 880	685 814
743	Pumps, Compressors, Fans, Blowers, Centrifuges, And Parts	8 819	33 695	175 143	612 037

https://www.bps.go.id

I.6. IMPOR KOMODITI MENURUT NEGARA ASAL DAN LIMA GOLONGAN BARANG (SITC) UTAMA
IMPORT BY COUNTRY OF ORIGIN AND FIVE MAJOR SITC COMMODITY GROUP
***** APRIL/*APRIL* 2022 *****

Negara Asal/SITC/Uraian Golongan Barang *Country of Origin/SITC/group Description*	Berat bersih/*Net weight* (Kg)		Nilai/*Value CIF* (US$)	
	Bulan ini *Current month*	Kumulatif *Cum. Jan. to date*	Bulan ini *Current month*	Kumulatif *Cum. Jan. to date*
772 Electrical Apparatus For Making And Breaking Electrical Circuits	2 317	5 925	314 518	605 615
778 Electrical Machinery And Apparatus	2 691	10 627	148 254	602 764
Lainnya	88 776	517 888	860 571	3 467 739
Slovenia	1 145 348	3 721 994	2 507 454	8 831 768
551 Essential Oils, Perfumes, And Flavour Materials	8 587	26 968	659 592	2 063 038
579 Waste And Scrap Of Plastics	993 620	3 105 930	605 686	1 706 923
778 Electrical Machinery And Apparatus	13 255	42 344	196 441	523 729
743 Pumps, Compressors, Fans, Blowers, Centrifuges, And Parts	3 408	36 723	69 367	510 563
723 Civil Engineering And Contractor Plants And Equipments/Parts	6 200	63 106	55 190	413 175
Lainnya	120 278	446 923	921 178	3 614 340
Republik Cheska	2 200 276	7 085 991	12 880 190	48 000 878
764 Telecomunication Equipments And Parts	11 149	37 683	2 435 453	7 808 894
581 Tubes, Pipes, And Hoses Of Plastics	64 530	174 699	1 635 532	4 306 866
743 Pumps, Compressors, Fans, Blowers, Centrifuges, And Parts	31 478	134 100	1 006 612	4 159 302
772 Electrical Apparatus For Making And Breaking Electrical Circuits	23 030	79 071	1 057 805	3 686 762
514 Nitrogen-Function Compounds	375 740	1 724 735	791 753	3 512 239
Lainnya	1 694 349	4 935 703	5 953 035	24 526 815
Makedonia	13 564	28 870	27 081	91 620
121 Tobacco, Unmanufactured And Refused	13 440	27 300	9 408	31 584
784 Parts And Accessories Of The Motor Vehicles	39	973	900	13 990
773 Equipment For Distributing Electricity	11	201	1 325	13 755
841 Men'S Coats/Jackets, Not Knitted	51	51	12 964	12 964
772 Electrical Apparatus For Making And Breaking Electrical Circuits	7	278	247	10 783
Lainnya	16	67	2 237	8 544
Kepulauan Faeroe	61	239	2 890	9 636
713 Internal Combustion Piston Engines And Parts	14	116	715	3 695
784 Parts And Accessories Of The Motor Vehicles	4	66	163	3 185
778 Electrical Machinery And Apparatus	39	39	1 841	1 841
748 Transmission Shafts And Cranks	4	10	171	449
744 Mechanical Handling Equipments And Parts	0	7	0	249
Lainnya	0	1	0	217
Rusia	235 905 561	1 307 221 128	156 141 876	760 303 827
562 Fertilizers, Manufactured	50 312 670	364 622 279	30 724 609	234 368 048
672 Ingots And Other Iron/Steel In Primary Forms	78 890 900	275 682 752	51 209 684	196 974 936
321 Coals, Pulverized Or Not	71 160 000	464 935 083	31 521 031	140 889 743
671 Pig Iron,Spiegeleisen,Sponge Iron, And Ferro-Alloys	0	106 833 309	0	58 651 582
034 Fish, Fresh, Chilled Or Frozen	1 706 866	5 824 487	7 293 650	24 496 702
Lainnya	33 835 125	89 323 218	35 392 902	104 922 816
Serbia	14 979	40 998	222 168	702 563
098 Edible Products And Preparations	9 000	20 500	129 600	301 950
742 Pumps For Liquid And Parts	83	5 669	1 638	71 241
845 Articles Of Apparel	112	968	7 213	56 041
625 Rubber Tyre,Tyre Cases,Tyre Treads,Inner Tubes, And Tyre Flaps	4 353	5 896	33 578	38 830
629 Articles Of Rubbers	308	1 809	6 520	37 879
Lainnya	1 123	6 156	43 619	196 622
Montenegro	1	51 274	87	9 540 499
891 Arms And Ammunitions	0	48 919	0	9 489 626
743 Pumps, Compressors, Fans, Blowers, Centrifuges, And Parts	0	2 248	0	46 151
716 Rotating Electric Plants And Parts	0	9	0	1 680
778 Electrical Machinery And Apparatus	0	67	0	1 326
772 Electrical Apparatus For Making And Breaking Electrical Circuits	0	12	0	956
Lainnya	1	19	87	760
Kosovo	0	547	0	13 505
695 Tools For Used In The Hand Or In Machines	0	494	0	12 674
775 Household Type, Electrical/Non-Electrical Equipments	0	30	0	606
745 Other Non-Electical Machinery, Tools, And Mechanical Apparatus	0	22	0	185
874 Measuring, Checking, Analysing, And Controlling Instrument And Appar	0	1	0	40

https://www.bps.go.id

I.6. IMPOR KOMODITI MENURUT NEGARA ASAL DAN LIMA GOLONGAN BARANG (SITC) UTAMA
IMPORT BY COUNTRY OF ORIGIN AND FIVE MAJOR SITC COMMODITY GROUP
***** APRIL/*APRIL* 2022 *****

Negara Asal/SITC/Uraian Golongan Barang *Country of Origin/SITC/group Description*	Berat bersih/*Net weight* (Kg)		Nilai/*Value CIF* (US$)	
	Bulan ini *Current month*	Kumulatif *Cum. Jan. to date*	Bulan ini *Current month*	Kumulatif *Cum. Jan. to date*
Guernsey	0	2	0	137
785 Motorcycles, Scooters, And Other Cycles Motorized/Non Motorized	0	2	0	137
Isle Of Man	0	93	0	6 552
743 Pumps, Compressors, Fans, Blowers, Centrifuges, And Parts	0	65	0	6 060
693 Wire Products And Fencing Grills	0	28	0	492
Jersey	1	5	3	355
773 Equipment For Distributing Electricity	0	4	0	352
771 Electric Power Machinery And Parts	1	1	3	3

https://www.bps.go.id

I.7. IMPOR KOMODITI TERTENTU MENURUT NEGARA ASAL UTAMA
CERTAIN COMMODITIES IMPORT BY MAIN COUNTRY OF ORIGIN
*** APRIL/*APRIL* 2022 ***

Komoditi *Commodity*	Negara Asal *Country of Origin*	Berat bersih/*Net weight* (Kg) Bulan ini *Current month*	Berat bersih/*Net weight* (Kg) Kumulatif *Cum. Jan. to date*	Nilai/*Value CIF* (US$) Bulan ini *Current month*	Nilai/*Value CIF* (US$) Kumulatif *Cum. Jan. to date*
Beras		**10 078 048**	**61 486 096**	**4 463 404**	**25 338 754**
	India	4 264 000	33 819 000	1 684 280	13 231 123
	Pakistan	1 040 000	11 725 000	394 462	4 525 682
	Thailand	1 550 000	8 422 006	759 216	4 222 520
	Vietnam	3 224 000	3 674 000	1 625 150	1 833 150
	Myanmar	0	3 830 000	0	1 478 240
	Lainnya	48	16 090	296	48 039
Daging Ayam		**2 830**	**28 662**	**11 625**	**105 077**
	Prancis	0	23 041	0	83 731
	Singapura	2 830	5 621	11 625	21 346
Telur Unggas		**122 068**	**563 386**	**718 212**	**3 278 104**
	India	115 150	536 025	625 747	2 959 989
	Jerman	1 318	3 023	44 305	116 563
	Ukraina	0	10 000	0	66 833
	Italia	0	8 000	0	59 814
	Denmark	5 600	6 100	48 160	54 885
	Lainnya	0	238	0	20 020
Jenis Lembu		**15 632 348**	**37 213 756**	**63 508 442**	**152 433 271**
	Australia	15 632 348	37 156 771	63 508 442	152 053 515
	Austria	0	56 985	0	379 756
Daging Jenis Lembu		**12 733 129**	**51 179 876**	**53 035 016**	**180 697 306**
	India	4 032 000	23 632 000	12 929 000	70 072 940
	Australia	6 528 899	20 464 302	26 036 946	68 883 921
	Amerika Serikat	1 367 160	3 744 333	10 465 090	28 018 399
	Selandia Baru	740 822	2 440 805	3 146 506	8 750 677
	Brasil	0	637 998	0	3 482 432
	Lainnya	64 248	260 438	457 474	1 488 937
Cabe		**4 523 456**	**9 504 765**	**11 287 548**	**21 669 400**
	India	4 164 580	8 346 192	10 442 275	19 273 098
	Tiongkok	319 786	1 049 638	697 709	1 964 610
	Malaysia	20 820	51 048	59 282	155 601
	Spanyol	13 114	17 614	40 490	52 369
	Australia	410	2 740	15 975	38 645
	Lainnya	4 746	37 533	31 817	185 077
Susu		**32 323 646**	**110 976 878**	**119 960 499**	**393 665 129**
	Selandia Baru	14 652 940	49 593 240	59 047 479	192 258 970
	Amerika Serikat	7 127 250	21 802 738	26 184 934	73 428 144
	Australia	3 204 543	14 851 855	12 268 031	54 578 325
	Belgia	2 542 250	10 342 200	9 751 187	37 753 518
	Jerman	1 041 087	3 454 077	3 763 909	12 333 487
	Lainnya	3 755 576	10 932 768	8 944 959	23 312 685
Gula		**485 774 260**	**2 578 068 272**	**248 053 868**	**1 275 916 300**
	Thailand	190 200 000	1 345 925 000	95 398 487	656 251 463
	India	295 531 260	1 093 100 260	152 238 750	550 223 002
	Australia	0	88 000 000	0	44 545 000
	Brasil	0	51 000 000	0	24 480 000
	Jerman	20 800	20 800	367 675	367 675
	Lainnya	22 200	22 212	48 956	49 160

https://www.bps.go.id

I.7. IMPOR KOMODITI TERTENTU MENURUT NEGARA ASAL UTAMA
CERTAIN COMMODITIES IMPORT BY MAIN COUNTRY OF ORIGIN
*** APRIL/*APRIL* 2022 ***

Komoditi *Commodity*	Negara Asal *Country of Origin*	Berat bersih/*Net weight* (Kg) Bulan ini *Current month*	Berat bersih/*Net weight* (Kg) Kumulatif *Cum. Jan. to date*	Nilai/*Value CIF* (US$) Bulan ini *Current month*	Nilai/*Value CIF* (US$) Kumulatif *Cum. Jan. to date*
Bawang Putih		**64 961 063**	**82 547 730**	**75 498 315**	**98 730 415**
	Tiongkok	64 954 367	82 439 914	75 459 432	98 066 188
	Amerika Serikat	2 177	86 003	19 327	612 182
	Australia	419	1 027	12 230	28 828
	India	4 100	19 651	7 326	20 255
	Belanda	0	1 000	0	2 252
	Lainnya	0	135	0	710
Kedelai		**319 849 413**	**910 463 401**	**222 454 527**	**583 457 778**
	Amerika Serikat	272 048 204	717 435 733	191 762 352	469 241 715
	Kanada	24 455 546	149 657 535	14 883 151	86 585 175
	Brasil	23 100 000	41 477 959	15 626 995	26 579 986
	Malaysia	245 658	1 391 436	181 947	748 341
	Australia	0	500 078	0	299 507
	Lainnya	5	660	82	3 054
Jagung		**81 765 066**	**340 499 653**	**27 515 229**	**114 882 730**
	Argentina	81 140 830	198 872 132	27 054 239	65 756 696
	Brasil	251 250	107 076 656	170 850	36 667 862
	Ukraina	0	33 000 000	0	11 055 001
	Amerika Serikat	372 426	1 503 736	287 554	1 125 552
	Thailand	560	34 937	2 586	262 880
	Lainnya	0	12 192	0	14 739
Gandum dan Meslin		**980 395 066**	**3 755 274 321**	**367 745 587**	**1 397 253 289**
	Australia	316 511 550	1 375 283 975	118 738 795	512 211 047
	Argentina	471 305 640	1 225 871 760	166 708 965	429 592 109
	Brasil	81 676 216	565 176 280	29 436 550	200 912 179
	Kanada	106 460 000	386 485 353	51 303 655	181 496 435
	India	1 999 640	104 306 680	784 801	36 141 427
	Lainnya	2 442 020	98 150 273	772 821	36 900 092
Tepung Gandum atau Meslin		**4 701 259**	**22 360 493**	**1 846 931**	**8 904 176**
	India	4 233 209	19 345 159	1 644 916	7 468 956
	Korea Selatan	399 000	1 653 000	167 181	692 607
	Vietnam	69 000	897 240	34 155	423 419
	Singapura	30	259 310	147	161 846
	Jepang	0	192 765	0	150 617
	Lainnya	20	13 019	532	6 731
Garam		**296 322 075**	**675 069 568**	**11 853 742**	**26 312 870**
	Australia	234 694 545	521 624 547	9 707 586	20 159 177
	India	61 180 000	152 536 000	1 958 459	5 814 172
	Selandia Baru	341 500	533 500	145 596	225 660
	Denmark	5 975	10 975	23 521	32 623
	Tiongkok	0	135 002	0	29 928
	Lainnya	100 055	229 544	18 580	51 310
Minyak Goreng Nabati		**3 750 692**	**18 398 224**	**8 187 853**	**37 127 667**
	Malaysia	1 443 119	8 445 465	2 859 262	15 346 388
	Thailand	1 211 600	5 344 000	2 238 314	8 824 742
	Australia	590 450	1 551 700	1 180 353	3 052 880
	Spanyol	82 545	521 563	323 932	2 487 300
	Italia	32 225	446 798	201 639	2 346 711
	Lainnya	390 753	2 088 698	1 384 353	5 069 646

https://www.bps.go.id

I.7. IMPOR KOMODITI TERTENTU MENURUT NEGARA ASAL UTAMA
CERTAIN COMMODITIES IMPORT BY MAIN COUNTRY OF ORIGIN
*** APRIL/*APRIL* 2022 ***

Komoditi *Commodity*	Negara Asal *Country of Origin*	Berat bersih/*Net weight* (Kg) Bulan ini *Current month*	Berat bersih/*Net weight* (Kg) Kumulatif *Cum. Jan. to date*	Nilai/*Value CIF* (US$) Bulan ini *Current month*	Nilai/*Value CIF* (US$) Kumulatif *Cum. Jan. to date*
Lada		**57 786**	**134 077**	**420 779**	**932 542**
	Vietnam	34 200	92 450	240 075	659 775
	Thailand	8 300	8 400	93 790	95 030
	Australia	2 333	3 119	28 863	51 635
	Tiongkok	2 796	9 814	11 120	34 210
	Malaysia	1 040	3 060	12 255	29 166
	Lainnya	9 117	17 234	34 676	62 726
Mentega		**1 717 727**	**8 345 189**	**13 093 353**	**56 993 904**
	Selandia Baru	870 057	5 813 008	5 693 034	36 941 870
	Belanda	356 586	754 252	3 904 511	8 424 620
	India	218 400	991 200	1 356 264	5 924 016
	Prancis	118 860	282 862	1 055 385	2 513 294
	Australia	61 660	232 090	364 854	1 265 073
	Lainnya	92 164	271 777	719 305	1 925 031
Kentang		**18 485 320**	**33 893 130**	**8 817 920**	**15 479 975**
	India	7 375 000	15 660 000	2 626 375	5 581 215
	Jerman	2 744 320	6 091 480	1 246 021	2 721 757
	Mesir	4 126 000	5 106 000	2 152 310	2 652 110
	Inggris	1 325 000	2 050 000	1 195 131	1 868 139
	Kanada	1 484 000	3 360 000	786 520	1 740 368
	Lainnya	1 431 000	1 625 650	811 563	916 386
Ikan Segar		**101 055**	**270 156**	**1 081 820**	**3 003 603**
	Inggris	93 546	234 193	933 657	2 336 104
	Jepang	4 743	14 231	107 897	345 036
	Australia	0	16 260	0	243 103
	Cile	2 760	5 429	40 218	78 929
	Peru	0	36	0	280
	Lainnya	6	7	48	151
Kelapa		**266 875**	**771 767**	**491 208**	**1 486 258**
	Thailand	170 433	484 063	246 241	710 629
	Filipina	42 512	233 206	88 650	617 265
	Indonesia	28 970	28 970	83 319	83 319
	Jepang	24 950	24 950	72 954	72 954
	Australia	0	560	0	2 011
	Lainnya	10	18	44	80
Kelapa Sawit		**0**	**140**	**0**	**1 598**
	Guinea	0	139	0	1 570
	Vietnam	0	1	0	28
Teh		**1 028 763**	**4 028 286**	**2 376 103**	**10 568 418**
	Vietnam	849 871	2 487 698	838 634	2 638 863
	Kenya	44 400	812 162	127 367	2 118 625
	Thailand	34 320	209 200	232 035	1 280 731
	Jepang	29 149	69 859	485 506	1 201 540
	Tiongkok	31 940	110 903	255 570	1 190 429
	Lainnya	39 083	338 464	436 991	2 138 230
Kopi		**1 439 490**	**5 466 007**	**4 665 483**	**20 195 104**
	Brasil	373 383	2 263 600	1 980 323	10 701 269
	Vietnam	958 513	2 325 413	1 934 293	4 925 304
	Malaysia	4 869	181 520	60 730	1 747 355
	Amerika Serikat	5 735	46 315	105 955	528 861
	Swiss	1 648	7 758	87 752	388 971
	Lainnya	95 342	641 401	496 430	1 903 344

https://www.bps.go.id

I.7. IMPOR KOMODITI TERTENTU MENURUT NEGARA ASAL UTAMA
CERTAIN COMMODITIES IMPORT BY MAIN COUNTRY OF ORIGIN
*** APRIL/*APRIL* 2022 ***

Komoditi *Commodity*	Negara Asal *Country of Origin*	Berat bersih/*Net weight* (Kg)		Nilai/*Value CIF* (US$)	
		Bulan ini *Current month*	Kumulatif *Cum. Jan. to date*	Bulan ini *Current month*	Kumulatif *Cum. Jan. to date*
Cengkeh		**1 997 562**	**9 332 511**	**15 852 730**	**73 701 799**
	Madagaskar	1 997 560	7 938 006	15 852 701	62 471 166
	Tanzania	0	1 244 886	0	10 048 745
	Komoro	0	100 000	0	775 000
	Singapura	0	49 617	0	406 859
	Belanda	2	2	29	29
Kakao		**19 184 717**	**91 676 944**	**43 990 077**	**216 085 597**
	Ekuador	3 571 098	25 498 249	8 336 046	60 672 554
	Nigeria	5 707 406	18 431 242	12 698 191	41 232 839
	Pantai Gading	2 450 003	17 491 899	5 698 167	40 996 329
	Peru	1 127 892	5 881 674	2 649 997	14 438 480
	Guinea	1 771 066	5 563 052	3 937 231	12 369 967
	Lainnya	4 557 252	18 810 828	10 670 445	46 375 428
Tembakau		**11 543 835**	**40 739 333**	**53 417 107**	**172 971 963**
	Tiongkok	6 482 830	18 391 342	27 882 461	70 593 751
	Brasil	1 934 155	6 378 910	8 223 389	30 922 377
	Zimbabwe	1 228 222	3 878 162	6 099 314	15 235 452
	Filipina	42 240	2 891 432	17 685	8 819 881
	Turki	266 994	1 246 494	1 459 258	6 927 845
	Lainnya	1 589 394	7 952 993	9 735 000	40 472 657

https://www.bps.go.id

I.8. RE-IMPOR MENURUT KOMODITI / *RE-IMPORT BY HS COMMODITY*
*** APRIL/*APRIL* 2022 ***

H S	Uraian Komoditi/*Commodity Description*	Berat bersih/*Net weight* (Kg)		Nilai/*Value CIF* (US$)	
		Bulan ini *Current month*	Kumulatif *Cum. Jan. to date*	Bulan ini *Current month*	Kumulatif *Cum. Jan. to date*
03019936	Live Grouper other than leopard coral, brown-marbled, and humpback, other than fry	5 501	5 501	44 008	44 008
03032600	Eels (anguilla spp), frozen	0	55 432	0	91 522
03034100	Albacore or longfinned tunas (thunnus alalunga), frozen	115 191	298 847	354 211	914 362
03035990	Anchovies, brisling or sprats, scomberomorus spp, caranx spp, pacific saury, decapterus spp, capelin, euthynnusaffinis, sarda spp, marlins, sailfishes, istiophoridae, frozen	162 255	162 255	228 128	228 128
03038100	Dogfish and other sharks, frozen	0	25 834	0	30 024
03038914	Savalai hairtails (lepturacanthus savala), belanger's croakers (johnius belangerii), reeve's croakers (chrysochir aureus) and bigeye croakers (pennahia anea), frozen	0	27 076	0	57 631
03038919	Frozen marine fish, other than HS code 03038911 to 03038918	0	133 875	0	258 814
03038923	Milkfish (chanos chanos), frozen	24 500	24 500	35 525	35 525
03038929	Frozen fish, other than marine fish, other than hs code 03038922 to 03038928	0	78 982	0	106 672
03044900	Fresh or chilled fillets of other fish, other than in subheading 030431 to 030448	43 908	115 108	571 802	1 452 064
03048700	Frozen fillets of tunas (of the genus thunnus), skipjack tuna (stripe-bellied bonito) (katsuwonus pelamis)	0	21 332	0	195 188
03048990	Frozen fillets of other fish, other than HS code 03048100 to 03048910	0	24 027	0	134 252
03049990	Frozen other fish meat (whether or not minced) of other fish, other than HS code 03049100 to 03049910	0	27 000	0	66 250
03057190	Shark fins, salted or in brine	0	230	0	2 308
03057219	Dried, salted or in brine, smoked of fish maws of other than cod	0	5 700	0	122 460
03061600	Cold-water shrimps and prawns (pandalus spp, crangon crangon), frozen	0	10 883	0	96 197
03061719	Giant tiger prawns (penaeus monodon), frozen, other than headless	0	6 400	0	110 903
03061722	Whiteleg shrimps (litopenaeus vannamei), frozen, headless, without tail	13 700	13 700	168 200	168 200
03061790	Shrimps and prawns other than giant tiger prawns, whiteleg shrimps, and giant river prawns, frozen	0	29 083	0	327 421
03069329	Crabs, in airtight containers for retail sale, dried, salted or in brine	0	25 329	0	218 832
03074310	Cuttle fish (sepia officinalis, rossia macrosoma, sepiola spp) and squid (ommastrephes spp, loligo spp, nototodarus spp, sepioteuthis spp),	84 029	217 595	228 147	747 694
03075200	Octopus (octopus spp), frozen	0	9 089	0	64 427
03081920	Sea cucumbers (stichopus japonicus, holothuroidea), dried, salted or in	15 050	25 090	193 410	307 264
04109010	Birds' nests	45	243	9 716	710 595
05119190	Products of fish or crustaceans, molluscs or other aquatic invertebrates, dead animals of chapter 3, other than roes and milt, artemia egg, fish skin	0	11 550	0	73 343
07133190	Beans of the species vigna mungo (l) hepper or vigna radiata (l) wilczek, dried, shelled, whether or not skinned or split, not suitable for sowing	0	46 000	0	55 200
08011100	Coconuts, desiccated, fresh or dried, whether or not shelled or peeled	28 970	28 970	83 319	83 319
08134020	Tamarinds, dried	0	38 900	0	5 268
09011130	Robusta, not roasted, not decaffeinated	17 851	111 792	54 904	353 689
09061900	Cinnamon-tree flowers, neither crushed nor ground	25 000	28 200	115 000	138 995
09062000	Cinnamon and cinnamon-tree flowers, crushed or ground	0	5 000	0	19 102
09081100	Nutmeg, neither crushed nor ground	800	14 500	9 600	126 914
11062090	Flour, meal and powder of roots or tubers of heading 0714, other than manioc (cassava)	0	54 000	0	305 100
12074010	Sesamum seeds, edible	0	44 910	0	65 699
12119095	Agarwood (gaharu) chips, fresh, chilled, frozen or dried	0	9 320	0	21 361
12119099	Plants & parts of plants,of a kind used primarily in perfumery/for insecticidal,fungicidal/similar purposes,fresh,chilled,frozen/dried, in cut,crushed/powdered form, oth than HS code 12119091-12119098	3 000	3 000	70 178	70 178
13019040	Lac	0	5 400	0	6 303
15042010	Fats and oils and their fractions of fish, other than liver oils, solid fractions	15 600	15 600	23 599	23 599
15131190	Crude coconut (copra) oil and its fractions, other than virgin coconut oil, whether or not refined, but not chemically modified	0	98 480	0	173 335
15131990	Coconut (copra) and fractions thereof, other than crude oil and fractions of unrefined oil, whether or not refined, but not chemically modified	0	3 040	0	6 891
16041319	Prepared or preserved sardines, whole or in pieces, but not minced, not in airtight containers for retail sale	0	20 000	0	56 720
16052100	Shrimps and prawns, prepared or preserveed, not in airtight container	0	7 200	0	8 400

https://www.bps.go.id

I.8. RE-IMPOR MENURUT KOMODITI / *RE-IMPORT BY HS COMMODITY*
*** APRIL/*APRIL* 2022 ***

H S	Uraian Komoditi/*Commodity Description*	Berat bersih/*Net weight* (Kg)		Nilai/*Value CIF* (US$)	
		Bulan ini *Current month*	Kumulatif *Cum. Jan. to date*	Bulan ini *Current month*	Kumulatif *Cum. Jan. to date*
16052990	Shrimps and prawns, prepared or preserveed, in airtight container, other than shrimp ball & breaded shrimp	0	14 070	0	144 667
16056100	Sea cucumbers, prepared or preserved	0	52 922	0	532 397
17029099	Other sugar, including invert sugar and other sugar and sugar syrup blends containing in the dry state 50 % by weight of fructose, other than HS code 17029011 to 17029091	1 975	11 975	5 131	25 781
18061000	Cocoa powder, containing added sugar or other sweetening matter	0	231 250	0	148 000
19021990	Uncooked pasta, not stuffed or otherwise prepared, not containing eggs, other than HS code 19021920 to 19021940	0	7	0	106
19042090	Prepared foods obtained from mixtures of unroasted cereal flakes and roasted cereal flakes or swelled cereals	0	8	0	134
19053110	Sweet biscuits, not containing cocoa	0	4	0	56
19059030	Cakes	0	6	0	96
19059090	Bread,pastry,cakes,biscuits&oth bakers' wares, w.o.n containing cocoa, communion wafers,empty cachets suitable for pharmaceutical use,sealing wafers, rice paper&similar products, nec in head 1905	0	2	0	35
20052099	Potatoes, prepared or preserved otherwise than by vinegar or acetic acid, not frozen, other than products of heading 2006, not in sticks form, not in airtight containers for retail sale	0	7	0	104
20093900	Juice of any other single citrus fruit, of a brix value exceeding 20	0	4	0	67
21011119	Instant coffee, in packings of a net weight more than 20 kg	0	5	0	77
21012090	Extracts, essences and concentrates, of tea or maté, and preparations	0	7	0	87
21039019	Sauces and preparations therefor, other than HS code 21039011 to 21039013	0	55	0	972
21039029	Mixed condiments and mixed seasonings, other than shrimp paste	0	42	0	689
24022090	Cigarettes containing tobacco, other than beedies and clove cigarettes	9 440	9 440	84 866	84 866
25070000	Kaolin and other kaolinic clays, whether or not calcined	0	20 000	0	5 825
28362000	Disodium carbonate	0	10 000	0	4 520
29224220	Monosodium glutamate (MSG)	157 880	157 880	269 501	269 501
29241990	Acyclic amides (including acyclic carbamates) and their derivatives, salts thereof, other than HS 29241100-29241910	0	10 480	0	9 441
33049990	Beauty/make up preparat, for the care of the skin (incl sunscreen or sun tan preparations), ot HS 33041000-33049930	0	3	0	2 352
39031990	Polystyrene, other than expansible, other than in dispersion, granules,	0	52 000	0	51 510
39033090	Acrylonitrile-butadiene-styrene (ABS) copolymers, oth than in aqueous and non-aqueous dispersionin, and the form of granules	0	26 000	0	39 390
39206299	Plastics,of poly(ethylene terephthalate), other than solar protection film	5 708	9 960	37 413	48 865
39239090	Spools, cops, bobbins and similar supports, other than toothpaste tubes	75 273	75 756	159 442	179 445
40094290	Tubes/pipes&hoses,vulcanised rubber other than hard rubber, reinforced/combined with other materials,with fittings n.e.c. 400942	395	523	2 406	3 351
40169999	Articles of vulcanised rubber other than hard rubber, non-cellular rubber, n.e.c. in heading 4016	0	5	0	290
42021190	Cases & containers,suit-case/brief-case with outer surface of leather/composition leather, dimension more 56cmx45cmx25 cm	0	37	0	5 833
44013100	Sawdust and wood waste and scrap, agglomerated in logs, briquettes, pellets or similar forms : wood pellets	0	234 000	0	46 140
44022010	Wood charcoal (including shell or nut charcoal), whether or not agglomerated, of shell or nut , of coconut shell	0	41 940	0	46 201
44029000	Wood charcoal (including shell or nut charcoal), whether or not agglomerated, of bamboo or shell or nut	0	173 790	0	21 213
44187900	Assembled flooring panels, other than of bamboo or with at least the top layer (wear layer) of bamboo, other than mosaic flooring, other than multilayer	0	16 621	0	57 759
48030090	Toilet or facial tissue stock, towel or napkin stock and similar paper, of other than cellulose wedding/webs of cellulose fibres	133 117	133 117	161 896	161 896
48114190	Gummed or adhesive paper and paperboard, self-adhesive, in rolls of >15cm in width or in rectangular (include square) sheets of which side >36cm unfolded	0	7 816	0	30 045
49019990	Printed books, brochures, leaflets and similar printed matter not in single sheets, whether or not folded; other than educational, technical, scientific, historical or cultural books	0	4	0	25
53050021	Coconut fibres, raw but not spun	0	24 000	0	7 290

https://www.bps.go.id

I.8. RE-IMPOR MENURUT KOMODITI / *RE-IMPORT BY HS COMMODITY*
*** APRIL/*APRIL* 2022 ***

H S	Uraian Komoditi/*Commodity Description*	Berat bersih/*Net weight* (Kg)		Nilai/*Value CIF* (US$)	
		Bulan ini *Current month*	Kumulatif *Cum. Jan. to date*	Bulan ini *Current month*	Kumulatif *Cum. Jan. to date*
54023390	Synthetic filament yarn, not put up for retail sale; textured yarn of polyesters, of a colour white	0	5 098	0	12 093
57033990	Carpets and other textile floor coverings, tufted, whether or not made up; of other man-made textile materials; other than prayer rugs	0	1	0	3
62092030	Babies' t-shirts, shirts, pyjamas and similar articles; of cotton	0	1	0	100
62105090	Women's or girls' garments, other than used for protection from fire or chemical substances or radiation	0	3	0	89
62111200	Women's or girls' swimwear	0	72	0	1 122
62160010	Protective work gloves, mittens and mitts	0	26	0	7 775
64029990	Footwear with outer soles and uppers of rubber or plastic; other than covering the ankle; other than incorporating a protective metal or non-metal toe-cap	0	2	0	138
65061010	Helmets for motorcyclists, whether or not lined or trimmed	839	839	22 344	22 344
68138900	Friction material and articles thereof, not mounted; not containing asbestos; other than brake lining and pad	0	1 316	0	7 934
69119000	Other household articles and toilet articles, of porcelain or china	0	218	0	1 402
74198090	Other articles of copper n.e.c. of heading 7419	0	55	0	353
75089050	Electroplating anodes, including those produced by electrolysis; of nickel	0	1 297	0	119 490
76051100	Aluminium wire of which the maximum cross-sectional dimension exceeds 7 mm; of aluminium not alloyed	0	8 278	0	23 831
76101090	Aluminium structure for windows & their frames & thresholds for windows	0	12 014	0	55 336
82089000	Knives and cutting blades, other than for metal working or wood working or for kitchen appliances or machines used by the food industry or agricultural, horticultural or forestry machines	0	35	0	119
84137099	Other centrifugal pumps otherthan With an inlet diameter not exceeding 200 mm	0	2	0	145
84149060	Parts ; Of goods of subheading 841430	0	34	0	14 700
84229090	Part Dish washing machines ; otherthan of subheading 842211	0	70	0	238
84433191	Combination printer-copier-scanner-facsimile machines	0	3 063	0	113 105
84433219	Non-colour dot matrix printers	0	1 166	0	43 041
84659190	Sawing machines other than of a kind used for scoring printed circuit boards or printed wiring boards or printed circuit board or printed wiring board substrates	0	4 700	0	80 380
84719090	Other units of automatic data processing machines :	0	1	0	1 048
84779039	Parts of electric machine for working plastic&productsoth than lamination presses for manufacture of PCB/PWB	0	2 500	0	24 368
84781010	Machines for preparing or making up tobacco,electrically operated	0	13 000	0	129 238
84818099	Water taps of copper or copper alloy with an internal diameter more than 25 cm	0	29 700	0	71 976
85011049	Other DC motors; other than used for the goods of heading 8415, 8418,	0	4 728	0	43 579
85013170	DC motors of an output not exceeding 750 W of a kind used other than for HS Codes 85013130 & 85013160	0	30	0	278
85043199	Other transformers otherthan of a kind used with toys, scale models or similar recreational models ; other matching transformers and step up/down transformers ; slide regulators	0	35	0	119
85044090	Other static converters other than of subheading 85044011, 85044019, 85044020, 85044030, 85044040	0	57	0	26 239
85049090	Other parts of electrical transformers, static converters and inductors	0	1 966	0	12 792
85129020	Parts of windscreen wipers/defrosters/demisters of goods subheading 851220/851230/851240	0	1 007	0	11 953
85158090	Other machines and apparatus	0	3	0	521
85299099	Parts suitable for use solely or principally with the apparatus of headings 8524 to 8528; other than aerials and PCB, not for television receivers or flat panel display	0	3	0	190
85371012	Control panels fitted with a programmable processor, for a voltage ? 1,000 V	0	208	0	716
87042119	Motor vehicles other than refrigerated lorries, pick-up trucks & three-wheeled vehicles; for the transport of goods, with only diesel or semi-diesel engine; g.v.w .? 5 t; CKD	0	500	0	5 502
87141090	Parts and accessories of motorcycles (including mopeds), not elsewhere classified in heading 8714	0	7 350	0	132 840

https://www.bps.go.id

I.8. RE-IMPOR MENURUT KOMODITI / *RE-IMPORT BY HS COMMODITY*
*** APRIL/*APRIL* 2022 ***

H S	Uraian Komoditi/*Commodity Description*	Berat bersih/*Net weight* (Kg)		Nilai/*Value CIF* (US$)	
		Bulan ini *Current month*	Kumulatif *Cum. Jan. to date*	Bulan ini *Current month*	Kumulatif *Cum. Jan. to date*
88071000	Propellers and rotors and parts thereof; of goods of heading 8801, 8802 or 8806	0	250	0	850
88073000	Parts of aeroplanes, helicopters or unmanned aircraft; other than under-carriages, propellers, rotors, and parts thereof	0	3	0	400
90241010	Machines and appliances for testing metals; electrically operated	0	36	0	2 324
90262090	Instruments and apparatus for measuring or checking pressure, other than pressure gauges for motor vehicles	0	3	0	658
90279000	Microtomes; parts and accessories	0	3	0	3 432
90281010	Gas meters of a kind mounted on gas containers	0	163	0	6 271
90309010	Parts and accessories (including printed circuit assemblies) of goods of subheading 903040 or 903082	1	2	1 591	1 774
90319090	parts and accessories, not elsewhere clasified in subheading 903190	0	2	0	538
90328990	Automatic regulating or controlling instruments and apparatus, not elsewhere clasified in subheading 903289, non electrically operated	0	3	0	215
92029000	String musical instruments (for example, guitars, violins, harps), played with other than a bow	0	581	0	5 020
94016100	Seats, with wooden frames ; upholstered	0	8 548	0	93 284
94035000	Wooden furniture of a kind used in the bedroom	0	3 124	0	16 295
94036090	Wooden firniture other than fume cupboards of wood, not used in offices or kitchen or bedroom	0	15 922	0	71 921
94039990	Parts of furniture other than baby walkers of plastics, excluding of wood	11 130	11 130	166 380	166 380
96121010	Typewriter or similar ribbons, inked or otherwise prepared for giving impressions, whether or not on spools or in cartridges; of textile fabric	0	177	0	6 534
TOTAL RE-IMPORT		**951 158**	**3 342 034**	**3 100 717**	**11 354 176**

https://www.bps.go.id

K1. IMPOR KAWASAN BERIKAT / *BOUND ZONE IMPORT*
MENURUT GOLONGAN BARANG 2 DIJIT HS / *BY COMMODITY 2 DIGITS HS*
***** APRIL/*APRIL* 2022 *****

HS	Uraian golongan barang/*Group description*	Berat bersih/*Net weight* (Kg)		Nilai/*Value CIF* (US$)	
		Bulan ini *Current month*	Kumulatif *Cum. Jan. to*	Bulan ini *Current month*	Kumulatif *Cum. Jan. to*
02	Meat and edible meat offal	30 452	768 934	84 591	2 530 442
03	Fish and crustaceans	5 559 783	17 217 768	24 651 453	72 356 483
04	Dairy products, bird's eggs, natural honey	364 731	1 200 876	446 105	1 307 898
05	Products of animal origin	203 420	482 024	10 463 429	26 997 638
06	Live trees and other plants	1 591	5 019	18 665	53 219
07	Edible vegetables and certain roots and tubers	976 142	3 526 626	1 011 915	3 858 937
08	Edible fruits and nuts	194 022	1 584 286	359 029	2 529 187
09	Coffee, tea, mate, and spices	2 511 620	11 530 103	16 901 547	78 801 768
10	Cereals	42 856 306	182 569 356	15 124 868	66 773 887
11	Products of the milling industry; malt, starches	14 896 990	22 839 370	7 682 510	11 044 215
12	Oil seeds and oleaginous fruits; grains,seed, and fruits	1 358 105	5 100 925	1 907 816	6 633 632
13	Lac; gums; resins and other vegetable saps and extracts	21 305	123 781	406 919	1 143 085
14	Vegetable plaiting materials; vegetable products	47 259	254 688	135 881	693 454
15	Animal or vegetable oils/fats and their cleavage products	16 662 879	35 877 336	37 332 769	75 128 268
16	Preparations of meat/fish/crustaceans/mollucs or other aquatic inverte	404 479	976 711	778 571	3 332 693
17	Sugar and sugar confectionery	150 691 081	1 609 196 653	77 086 769	775 910 656
18	Cocoa and cocoa preparations	19 401 542	84 971 609	44 775 810	197 635 336
19	Preparations of cereals, flour, starch or milk; pastrycooks' products	637 249	2 439 905	1 627 575	5 657 267
20	Preparations of vegetables, fruits, nuts or other part of plants	1 837 907	3 135 591	2 514 878	4 652 989
21	Miscellaneous edible preparations	690 986	1 390 058	2 914 828	6 345 498
22	Beverages, spirit, and vinegar	4 694 071	10 376 348	3 478 080	8 051 165
23	Residues and waste from the food industries	144 000	507 970	101 018	197 441
24	Tobacco and manufactured tobacco substitutes	3 686 801	13 847 130	25 472 702	95 264 884
25	Salts; sulphur; earths and stone; plastering materials, lime and cemen	123 857 506	608 444 925	24 784 128	103 809 562
26	Ores, slag, and ash	37 883 428	376 477 883	7 512 987	76 289 888
27	Mineral fuels, mineral oils and products of their distillation	500 062 849	1 867 464 274	190 976 131	782 074 650
28	Inorganic chemicals	65 640 394	294 883 121	53 344 540	222 564 290
29	Organic chemicals	132 278 642	429 551 148	129 234 581	437 478 913
30	Pharmaceutical products	5 642	17 204	1 006 177	1 845 934
31	Fertilizers	1 820 346	7 916 686	1 278 547	4 870 141
32	Tanning or dyeing extracts	3 939 294	17 059 038	27 702 069	113 576 208
33	Essential oils and resinoids; perfumery, cosmetic or toilet preparatio	339 972	1 224 954	13 033 684	46 769 737
34	Soap, organic surfasce-active agents, washing, and lubricating prepara	2 411 609	10 367 617	7 520 083	30 218 300
35	Albuminoidal substances; modified starches; glues; enzymes	4 050 313	19 293 824	7 484 906	31 706 250
36	Explosives; pyrotechnic products; matches; certain combustible prepara	27 462	27 462	1 243 022	1 243 022
37	Photographic and cinematographic goods	12 302	25 704	334 484	648 680
38	Miscellaneous chemical products	26 946 481	93 303 486	43 362 850	162 391 883
39	Plastics and articles thereof	86 562 883	342 763 417	226 057 895	946 188 671
40	Rubber and articles thereof	28 700 614	124 431 759	85 882 677	373 409 077
41	Raw hides, skins, and leather	3 186 502	13 539 543	38 261 232	146 830 088
42	Articles of leather; saddlery and harness; travel goods and similar co	711 551	2 795 134	2 313 995	9 100 769
43	Furskins and artificial fur; manufactures thereof	29 275	121 981	427 172	1 261 152
44	Wood and articles of wood; wood charcoal	16 185 108	62 058 555	17 601 049	66 723 212
45	Cork and articles of cork	325 548	453 572	1 359 472	3 363 735
46	Manufactured of straw or other plaiting materials; basketware and wick	44	10 463	1 575	193 006
47	Pulp of wood or of other fibrous cellulosic material; recovered paper/	35 780 011	160 193 027	21 881 525	109 532 328
48	Paper and paperboard; articles of paper pulp or of paper/paperboard	19 743 541	71 254 023	44 029 410	171 922 332
49	Printed books, newspapers, pictures, and other products of printing in	278 265	1 024 195	4 011 444	17 402 764
50	Silk	348	21 610	14 063	319 430
51	Wool, fine or coarse animal hair; horse hair yarn, woven fabrics of pa	209 391	917 405	6 081 079	28 469 673
52	Cotton	19 610 381	99 301 609	96 309 007	461 395 160
53	Other vegetable textile fibres; paper yarns and woven fabrics of paper	317 405	2 490 996	1 668 612	24 066 573
54	Man-made filaments	8 553 413	36 587 624	79 599 947	344 997 387
55	Man-made staple fibres	14 209 854	62 837 425	43 646 927	208 899 492
56	Wadding, felt, and non-wovens	2 921 989	13 414 717	22 445 903	93 505 595
57	Carpets and other textile floor coverings	174 577	542 814	383 393	1 761 615
58	Special woven fabrics; tufted textile fabrics; lace; tapestrips; embro	1 412 443	6 475 104	26 974 499	112 462 394
59	Impregnated, coated, covered or laminated textile fabrics	5 296 857	20 372 827	51 230 031	192 830 251
60	Knitted or crocheted fabrics	17 342 014	74 686 581	161 183 869	686 254 873
61	Articles of apparel and clothing accessories, knitted or crocheted	386 454	1 255 938	3 676 526	13 041 607
62	Articles of apparel and clothing accessories, not knitted or crocheted	193 927	914 146	3 918 251	17 572 008
63	Other made up textile articles; sets; worn clothing and worn textile a	631 794	1 923 276	4 426 342	13 775 717
64	Footwear, gaiters and the like; parts of such articles	2 392 432	10 444 300	32 070 162	146 668 857
65	Headgear and parts thereof	32 309	153 681	598 669	2 060 971
66	Umbrellas, walking sticks, seat-sticks, whips, riding crops and parts	18 684	79 366	30 240	97 885
67	Prepared feathers and articles; artificial flowers; articles of human	222 071	682 566	1 484 203	7 171 597
68	Articles of stone, plaster, cement, asbestos, mica or similar material	3 104 173	11 497 497	4 513 597	17 768 501
69	Ceramic products	9 381 434	32 826 285	7 216 800	26 498 160

https://www.bps.go.id

K1. IMPOR KAWASAN BERIKAT / *BOUND ZONE IMPORT*
MENURUT GOLONGAN BARANG 2 DIJIT HS / *BY COMMODITY 2 DIGITS HS*
***** APRIL/*APRIL* 2022 *****

HS	Uraian golongan barang/*Group description*	Berat bersih/*Net weight* (Kg)		Nilai/*Value CIF* (US$)	
		Bulan ini *Current month*	Kumulatif *Cum. Jan. to*	Bulan ini *Current month*	Kumulatif *Cum. Jan. to*
70	Glass and glassware	2 059 296	9 741 419	6 031 302	22 261 372
71	Natural and cultured pearls, precious/semi precious stones, and precio	17 427	146 168	11 516 216	49 400 655
72	Iron and steel	256 085 928	945 800 058	362 014 937	1 358 633 369
73	Articles of iro and steel	51 028 975	189 695 678	124 531 218	520 187 376
74	Cooper and articles thereof	7 991 353	31 008 543	62 499 945	270 595 610
75	Nickel and articles thereof	134 592	755 329	3 442 485	17 565 913
76	Aluminium and articles thereof	5 755 799	23 954 138	31 235 044	132 406 597
78	Lead and articles thereof	125 428	1 360 398	710 019	3 980 851
79	Zinc and articles thereof	3 278 842	13 240 742	12 222 613	45 932 891
80	Tin and articles thereof	72 505	153 977	3 444 793	7 927 593
81	Other base metal; cermets; and articles thereof	65 463	175 479	7 851 619	26 210 577
82	Tools, implements, cutlery, spoon and forks, of base metal and parts t	785 820	3 466 229	6 537 696	33 995 975
83	Miscellaneous articles of base metal	3 438 202	14 140 653	28 421 802	105 540 052
84	Nuclear reactors, boilers, machinery and mechanical appliances; parts	48 165 317	211 045 787	438 170 928	1 850 679 816
85	Electrical machinery and equipments; sound recorders/reproducers, visu	36 041 563	105 949 022	888 299 903	3 124 205 050
86	Railway and tramway locomotive, mechanical traffic, and all kinds	107 823	425 193	872 115	1 706 666
87	Vehicles other than railway/tramway, and parts and accessories thereof	5 562 777	25 903 970	28 372 799	151 074 278
88	Aircraft and its components	1 182	25 630	3 878 179	14 654 221
89	Ships, boat, and floating structures	1 427 626	5 211 160	587 955	4 583 200
90	Optical, photographic, cinematographic, measuring, checking, medical i	1 094 059	3 362 447	31 123 213	122 364 961
91	Clocks and watches and parts thereof	51 168	161 971	228 972	1 042 945
92	Musical instruments; parts and accessories of such articles	704 778	3 075 558	11 869 141	53 296 887
93	Arms and ammunition; parts and accessories thereof	0	439	0	325 856
94	Furnitures, bedding, mattress supports, cushions and stuffed furnishin	4 886 768	13 212 794	11 986 508	37 464 693
95	Toys, games and sports requisiters; parts and accessories thereof	390 108	1 302 151	2 828 601	9 227 814
96	Miscellaneous manufactured articles	1 156 550	4 291 248	18 086 313	65 843 283
97	Works of arts, collectors' piece and antiques	5 225	20 437	37 482	149 170
98	Vehicles ikd and their components	34 158	34 158	197 381	197 381
99	Softwares, Digital and Parcel Goods	329	791	2 463	75 468
	TOTAL IMPOR KAWASAN BERIKAT	**1 875 533 314**	**8 499 713 396**	**3 870 397 125**	**15 739 462 900**

https://www.bps.go.id

K2. IMPOR KAWASAN BERIKAT / *BOUND ZONE IMPORT*
MENURUT GOLONGAN BARANG SITC / *BY SITC COMMODITY GROUP*
***** APRIL/*APRIL* 2022 *****

SITC	Uraian golongan barang/*Group description*	Berat bersih/*Net weight* (Kg)		Nilai/*Value CIF* (US$)	
		Bulan ini *Current month*	Kumulatif *Cum. Jan. to*	Bulan ini *Current month*	Kumulatif *Cum. Jan. to*
	A. By Commodity 1 Dijit SITC				
0	Food and Live Animals	226 325 893	1 921 199 857	188 411 305	1 222 054 032
1	Beverages and Tobacco	8 371 972	24 182 381	28 928 776	103 215 382
2	Crude Materials, Inedible	247 713 387	1 353 265 898	169 349 046	811 319 143
3	Mineral Fuels, Lubricants, etc.	500 062 849	1 867 441 114	190 976 131	782 056 722
4	Animal & Vegetable Oils/Fats	16 662 879	35 577 333	37 332 769	74 877 552
5	Chemicals	318 478 839	1 175 716 681	458 804 326	1 773 890 949
6	Manufactured Goods	444 474 120	1 692 959 949	1 244 333 030	5 035 466 044
7	Machinery and Transportation Equipments	91 393 482	348 627 292	1 357 684 022	5 124 381 371
8	Miscellaneous Manufactured Articles	22 049 793	80 717 692	189 587 043	788 213 162
9	Special Commodities and Transaction	100	25 199	4 990 677	23 988 543
	B. By Commodity 2 Dijit SITC				
01	Meat and meat preparations	31 073	825 100	90 352	2 684 231
02	Dairy product and eggs	364 731	1 200 876	446 105	1 307 898
03	Fish, crustaceans,molluscs and their preparations	5 963 602	18 138 274	25 423 745	75 534 869
04	Cereals and cereal preparations	43 279 783	184 339 422	16 187 481	70 491 841
05	Fruits and vegetables	3 007 135	8 188 808	3 883 710	10 952 713
06	Sugar, sugar preparations, and honey	150 692 017	1 609 198 786	77 088 881	775 915 780
07	Coffee, tea, cocoa, and spices	21 942 577	96 626 167	61 780 656	276 843 037
08	Feeding stuff for animals	144 528	509 491	115 538	244 730
09	Miscellaneous food preparations	900 447	2 172 933	3 394 837	8 078 933
11	Beverages	4 685 171	10 335 251	3 456 074	7 950 498
12	Tobacco and tobacco manufactured	3 686 801	13 847 130	25 472 702	95 264 884
21	Hides, skins and furskins	7 803	17 604	112 680	219 080
22	Oil seeds, nuts, and kernels	1 198 355	4 195 343	1 416 923	4 274 975
23	Crude rubber	12 733 195	61 226 203	28 221 277	138 863 734
24	Wood, lumber, and cork	6 534 717	25 328 036	7 651 053	30 322 367
25	Pulp and waste paper	35 780 011	160 193 027	21 881 525	109 532 328
26	Textile fibres and their waste	26 010 551	121 856 258	61 654 973	294 876 489
27	Crude fertilizers and crude minerals	121 806 305	575 949 185	25 878 587	104 326 806
28	Metalliferous ores and metal scraps	43 209 653	402 730 669	11 030 761	97 704 600
29	Crude animals and vegetable materials, nes	432 797	1 769 573	11 501 267	31 198 764
32	Coal, coke, and briquettes	418 359 000	1 279 300 160	131 566 801	370 568 600
33	Petroleum and petroleum products	81 700 581	588 127 722	59 384 980	411 390 722
34	Gas; natural and manufactured	3 268	13 232	24 350	97 400
41	Animal oils and fats	0	7	0	507
42	Fixed vegetable oils/fats	16 660 764	34 565 490	37 325 283	73 433 700
43	Animal vegetable oils/fats	2 115	1 011 836	7 486	1 443 345
51	Organic chemicals	132 353 038	430 792 208	127 516 324	434 531 987
52	Inorganic chemicals	65 456 679	292 382 896	53 104 625	219 918 129
53	Dyeing,tanning, and colouring materials	3 864 009	17 067 190	22 465 095	92 766 880
54	Medical and pharmaceutical products	43 204	97 073	3 191 308	7 745 193
55	Essential oils and perfumery materials	1 766 491	7 174 416	17 057 083	62 493 167
56	Manufactured fertilizers	1 820 346	7 916 686	1 278 547	4 870 141
57	Plastics in primary forms	70 039 254	273 672 642	141 116 383	561 908 961
58	Plastics in non-primary forms	8 540 240	37 391 093	41 017 859	201 040 636
59	Chemical materials and its products, nes	34 595 578	109 222 477	52 057 102	188 615 855
61	Leather, leather med, nes	3 215 521	13 629 852	38 856 585	149 064 886
62	Rubber manufactured, nes	15 875 372	62 758 356	57 184 299	232 045 504
63	Wood and cork manufactured	9 975 939	37 184 091	11 309 468	39 764 580
64	Paper, paperboard, and manufactured thereof	18 915 180	68 232 153	34 172 846	129 977 782
65	Textile yarns, fabrics, and their products	44 959 257	198 510 156	432 982 387	1 875 833 181
66	Non metalic minerals manufactured	28 092 466	113 500 902	27 156 295	93 624 527
67	Iron and steel	289 755 164	1 055 853 265	440 971 922	1 680 659 034
68	Non ferrous metals	14 596 271	59 682 384	109 795 761	455 395 475
69	Manufactured of metal, nes	19 088 950	83 608 790	91 903 467	379 101 075
71	Power generating machine and equipments	7 532 036	37 179 281	75 108 378	334 226 654
72	Machinery specialized for particular industry	16 294 587	82 208 809	159 077 673	767 120 679
73	Metalworking machinery	1 396 058	5 971 761	15 202 262	64 139 057
74	General industrial machinery and equipments	30 134 214	113 029 488	200 050 894	740 212 265
75	Office machinery and automatic data processing	1 174 881	3 510 430	18 517 734	78 624 111
76	Telecommunication and reproducers apparatus	10 036 590	19 987 017	142 695 988	549 066 173
77	Electrical machinery and apparatus	17 841 779	55 916 596	713 322 295	2 420 530 636
78	Road vehicles	5 551 866	25 583 164	28 945 151	150 731 766

https://www.bps.go.id

K2. IMPOR KAWASAN BERIKAT / *BOUND ZONE IMPORT*
MENURUT GOLONGAN BARANG SITC / *BY SITC COMMODITY GROUP*
***** APRIL/*APRIL* 2022 *****

SITC	Uraian golongan barang/*Group description*	Berat bersih/*Net weight* (Kg)		Nilai/*Value CIF* (US$)	
		Bulan ini *Current month*	Kumulatif *Cum. Jan. to*	Bulan ini *Current month*	Kumulatif *Cum. Jan. to*
79	Other transportation equipments	1 431 471	5 240 746	4 763 647	19 730 030
81	Sanitary, plumbing, and fittings	2 314 139	4 096 708	5 610 384	12 739 785
82	Furniture	2 634 271	9 419 458	7 016 926	26 229 717
83	Traveling goods	586 696	2 332 685	1 413 279	5 898 129
84	Clothing	1 171 542	4 651 032	12 826 687	52 230 261
85	Footwear	2 392 432	10 444 300	32 070 162	146 668 857
87	Professional, scientific, and contractor instruments	1 047 458	3 290 631	27 387 848	114 122 184
88	Photographic apparatus, equipments and optics	115 066	371 008	4 629 464	18 534 971
89	Miscellaneous manufactured articles	11 788 189	46 111 870	98 632 293	411 789 258
97	Gold; non monetary	100	25 199	4 990 677	23 988 543
	C. By Commodity 3 Dijit SITC				
011	Meat Of Bovine Animals Fresh, Chilled Or Frozen	26 903	542 063	68 208	1 842 367
012	Other Meat, Other Edible Meat Offal, Fresh, Chilled Or Frozen	3 421	245 842	15 405	795 155
016	Meat And Edible Meat Offal, Salted, Dried, Edible Flour Of Meat	128	229	978	1 640
017	Meat And Edible Meat Offal, Prepared Or Preserved	621	36 966	5 761	45 069
022	Milk,cream, And Milk Products Other Than Butter Or Cheese	364 337	1 200 152	441 563	1 299 009
023	Butter And Other Fats From Milk	95	180	1 144	2 191
024	Cheese And Curds	299	544	3 398	6 698
034	Fish, Fresh, Chilled Or Frozen	4 398 454	13 336 139	14 227 595	44 720 333
035	Fish, Dried Salted Or In Brine; Smoked Fish	5	10	139	276
036	Crustaceans, Molluscs, And Aquatic Invertebrates	1 161 324	3 862 419	10 423 719	27 527 154
037	Fish, Crustaceans, Molluscs, And Other Aquatic Invertebrates; Pr	403 819	939 706	772 292	3 287 106
041	Wheat And Meslin, Unmilled	42 856 000	182 269 000	15 123 974	66 633 321
042	Rice	40	300 040	293	139 793
045	Cereals, Unmilled	266	316	601	773
046	Meal And Flour Of Wheat And Flour Of Meslin	30	150 825	147	79 004
047	Other Cereal Meals And Flours	25 000	25 000	17 608	17 608
048	Cereal Preparations And Preparations Of Flours/starchs Of Fruit	398 447	1 594 241	1 044 858	3 621 342
054	Vegetables, Fresh, Chilled, Frozen Or Simply Preserved	901 950	3 227 762	828 272	3 102 730
056	Vegetables, Roots And Tubers, Prepared Or Preserved Nes	1 168 954	2 267 939	1 772 284	3 531 564
057	Fruit And Nut; Fresh Or Dried	194 022	1 584 286	359 029	2 529 187
058	Fruits, Preserved And Preparations	732 580	1 025 888	894 350	1 548 776
059	Fruit And Vegetable Juices	9 629	82 933	29 775	240 456
061	Sugar, Molasses, And Honey	150 683 686	1 609 157 570	77 048 744	775 760 122
062	Sugar Confectionery	8 331	41 216	40 137	155 658
071	Coffee And Coffee Substitutes	27 276	113 564	100 253	357 713
072	Cocoa	19 315 766	84 722 939	44 387 401	196 565 883
073	Chocolate And Other Food Preparations Containing Cocoa	85 776	248 670	388 409	1 069 453
074	Tea And Mate	234 939	1 641 023	403 374	3 545 689
075	Spices	2 278 820	9 899 971	16 501 219	75 304 299
081	Feeding Stuff For Animals	144 528	509 491	115 538	244 730
091	Margarine And Shortening	0	3	0	2
098	Edible Products And Preparations	900 447	2 172 930	3 394 837	8 078 931
111	Non-alcoholic Beverages, Nes	4 277 587	9 318 789	2 264 236	4 824 143
112	Alcoholic Beverages	407 584	1 016 462	1 191 838	3 126 355
121	Tobacco, Unmanufactured And Refused	2 245 109	9 194 087	14 313 423	56 710 165
122	Tobacco, Manufactured	1 441 692	4 653 043	11 159 279	38 554 719
211	Hides And Skins, Raw	7 803	17 604	112 680	219 080
222	Oil Seeds Use For Extraction Ofsoft Fixed Vegetable Oils	1 198 355	4 195 343	1 416 923	4 274 975
231	Natural Rubber Latex;natural Rubber And Similar Natural Gums	1 417 867	8 886 063	2 507 452	14 350 304
232	Synthetic Rubber Latex, Synthetic/reclaimed Rubber	11 315 328	52 340 140	25 713 825	124 513 430
244	Cork,natural,raw And Waste	2 221	8 668	64 319	144 639
245	Fuel Wood And Wood Charcoal	4	7	23	25
246	Wood In Chips Or Particles And Waste	170	28 875	2 535	178 902
247	Wood In The Rough Or Roughly Squared	1 587 136	4 451 183	766 025	2 073 546
248	Wood,simply Worked And Railway Sleeper Of Wood	4 945 186	20 839 303	6 818 151	27 925 255
251	Pulp And Waste Paper	35 780 011	160 193 027	21 881 525	109 532 328
263	Cotton	13 886 984	68 851 803	38 224 599	182 984 341
264	Jute And Other Textile Bast Fibres	271 000	1 190 000	425 530	1 815 908
265	Vegetable Textile Fibres,raw Or Processed;waste Of These Fibres	0	18 012	0	86 075

https://www.bps.go.id

K2. IMPOR KAWASAN BERIKAT / *BOUND ZONE IMPORT*
MENURUT GOLONGAN BARANG SITC / *BY SITC COMMODITY GROUP*
***** APRIL/*APRIL* 2022 *****

SITC	Uraian golongan barang/*Group description*	Berat bersih/*Net weight* (Kg)		Nilai/*Value CIF* (US$)	
		Bulan ini *Current month*	Kumulatif *Cum. Jan. to*	Bulan ini *Current month*	Kumulatif *Cum. Jan. to*
266	Synthetic Fibres Suitable For Spinning	9 806 245	36 952 498	16 356 949	70 653 960
267	Other Man-made Fibres Suitable For Spinning And Waste	1 985 427	14 647 469	6 048 040	37 254 997
268	Wool And Other Animal Hair	55 414	178 075	512 546	1 786 772
269	Old Clothing And Other Old Textile Articles; Rags	5 481	18 401	87 309	294 436
272	Fertilizers, Crude	96 447	216 624	124 564	282 512
273	Stone, Sand And Gravel	344 903	108 498 089	149 520	3 765 298
274	Sulphur And Unroasted Iron Pyrites	43 566 180	159 783 370	17 645 912	56 096 341
277	Natural Abrasives	766 535	4 023 217	1 684 681	6 427 191
278	Other Crude Minerals	77 032 240	303 427 885	6 273 910	37 755 464
281	Iron Ore And Concentrates	0	24	0	624
282	Waste And Scrap Metal Of Iron/steel	4 969 000	22 696 980	2 513 744	15 151 363
283	Copper Ores And Concentrates	0	84	0	1 175
284	Nickel Ores And Concentrates	6	178	504	5 187
285	Aluminium Ores And Concentrates	208 715	2 684 693	253 965	2 713 330
287	Ores And Concentrates Of Basemetals	37 858 428	376 271 815	7 498 937	76 208 487
288	Non-ferrous Base Metal Waste And Scraps	173 504	1 076 883	763 611	3 623 972
289	Ores And Concentrates Of Precious Metals; Waste,scraps	0	12	0	462
291	Crude Animal Materials	203 420	482 024	10 463 429	26 997 638
292	Crude Vegetable Materials	229 377	1 287 549	1 037 838	4 201 126
321	Coals, Pulverized Or Not	389 150 000	1 230 079 000	118 807 218	348 920 035
325	Coke And Semi Coke Of Coal/lignite/peat	29 209 000	49 221 160	12 759 583	21 648 565
334	Petroleum Products, Refined	72 262 814	553 310 576	52 956 052	388 279 816
335	Residual Petroleum Products, And Related Materials	9 437 767	34 817 146	6 428 928	23 110 906
344	Petroleum Gases And Other Gas	3 268	13 232	24 350	97 400
411	Animal Oils And Fats	0	7	0	507
421	Fixed Vegetable Fats And Oils Soft,crude,refined Or Fractioned	652 990	3 031 100	1 515 344	5 728 394
422	Fixed Vegetable Fats And Oils Solid,crude,refined Or Fractioned	16 007 774	31 534 390	35 809 939	67 705 306
431	Animal And Vegetable Oil; Fat Processed And Their Wax	2 115	1 011 836	7 486	1 443 345
511	Hydrocarbon And Their Halogenated, Nitrated Derivatives	20 188 281	70 665 886	23 786 250	73 714 493
512	Alcohols,phenols,phenol-alcohols And Their Halogenated	97 064 129	301 039 699	58 162 792	178 522 663
513	Carboxylic Acids,and Their Anhydrides,halides,peroxides	7 409 211	30 264 435	11 306 424	51 712 492
514	Nitrogen-function Compounds	2 977 848	13 744 473	9 657 345	46 219 495
515	Organo-inorganic And Heterocyclic Compounds	3 581 376	11 188 390	21 409 660	71 804 206
516	Other Organic Chemicals	1 132 193	3 889 325	3 193 853	12 558 638
522	Inorganic Chemical Elements, Oxides And Halogen Salts	60 450 953	269 584 913	47 834 215	196 432 100
523	Metallicsalts And Peroxysalts	4 645 205	17 439 362	3 747 807	16 153 462
524	Other Inorganic Chemicals;chemical Compound Of Precious Met	360 006	5 297 702	1 491 813	7 104 999
525	Radioactive And Associated Materials	515	60 919	30 790	227 568
531	Synthetic Organic; Colouring Matter	1 357 597	5 463 912	9 605 642	37 278 684
532	Dyeing/tanning Extracts And Synthetic Tanning Materials	79 385	384 146	103 951	748 082
533	Pigments, Paints, Varnishes, And Related Materials	2 427 027	11 219 132	12 755 502	54 740 114
541	Medicinal And Pharmaceutical Products	41 278	93 978	2 221 966	6 100 971
542	Medicaments, Including Veterinary Medicaments	1 926	3 095	969 342	1 644 222
551	Essential Oils, Perfumes, And Flavour Materials	203 650	745 402	2 995 716	11 153 886
553	Perfumery, Cosmetics, And Toilet Preparations	136 322	479 552	10 037 968	35 615 851
554	Soap,cleansing And Polishing Preparations	1 426 519	5 949 462	4 023 399	15 723 430
562	Fertilizers, Manufactured	1 820 346	7 916 686	1 278 547	4 870 141
571	Polymers Of Ethylene In Primary Forms	21 531 167	83 830 191	40 559 939	159 637 723
572	Polimers Of Styrene In Primary Forms	7 283 570	28 080 875	16 159 444	63 949 638
573	Polimers Of Vinyl Chloride In Primary Forms	2 547 363	9 054 081	10 621 640	39 083 965
574	Poliacetals And Polycarbons In Primary Forms	8 985 655	37 081 446	22 504 571	94 373 061
575	Other Plastics In Primary Forms	12 120 218	56 636 073	40 045 681	167 405 648
579	Waste And Scrap Of Plastics	17 571 281	58 989 976	11 225 108	37 458 926
581	Tubes, Pipes, And Hoses Of Plastics	1 113 509	3 468 118	4 957 516	17 236 927
582	Plates, Sheets, And Film Of Plastics	7 358 129	33 717 503	35 618 410	182 347 565
583	Monofilament And Rod Of Plastics	68 602	205 472	441 933	1 456 144
591	Disinfectants, Insecticides, And Fungicides Put In Forms	86 809	826 670	926 916	6 692 698
592	Starches, Inulin, And Wheat Glutenal Buminoidal Subtances; Glu	18 883 046	41 835 881	14 801 122	41 556 520
593	Explosive And Pyrotechnic Products	27 437	27 437	1 242 847	1 242 847
597	Additive For Mineral Oils	829 275	3 924 476	3 251 847	14 111 821
598	Miscellaneous Chemical Products	14 768 613	62 607 614	31 832 685	125 010 283

https://www.bps.go.id

K2. IMPOR KAWASAN BERIKAT / *BOUND ZONE IMPORT*
MENURUT GOLONGAN BARANG SITC / *BY SITC COMMODITY GROUP*
***** APRIL/*APRIL* 2022 *****

SITC	Uraian golongan barang/*Group description*	Berat bersih/*Net weight* (Kg)		Nilai/*Value CIF* (US$)	
		Bulan ini *Current month*	Kumulatif *Cum. Jan. to*	Bulan ini *Current month*	Kumulatif *Cum. Jan. to*
599	Residuall Products Of The Chemical Or Allied Industries, N.e.s	398	399	1 685	1 686
611	Leathers	3 178 699	13 521 939	38 148 552	146 611 008
612	Manufactures And Composition Leathers	30 858	91 862	430 372	1 496 693
613	Furskins, Tanned Or Dressed	5 964	16 051	277 661	957 185
621	Materials Of Rubber	883 356	3 580 155	4 575 457	20 411 135
625	Rubber Tyre,tyre Cases,tyre Treads,inner Tubes, And Tyre Flaps	13 855 251	54 914 703	43 716 935	176 211 553
629	Articles Of Rubbers	1 136 765	4 263 498	8 891 907	35 422 816
633	Cork Manufactures	323 327	444 904	1 295 153	3 219 096
634	Veneers,plywood,improved/reconstituted Wood Worked	9 181 654	35 225 013	9 005 803	32 214 388
635	Wood Manufactures	470 958	1 514 174	1 008 512	4 331 096
641	Papers And Paperboards	13 122 863	43 836 089	17 747 062	64 546 184
642	Paper And Paperboard Cut To Size/shape And Article Of Papers	5 792 317	24 396 064	16 425 784	65 431 598
651	Textile Yarns	6 210 384	29 223 853	26 235 484	128 209 677
652	Cotton Fabrics, Woven	4 521 940	21 313 667	52 221 124	233 266 517
653	Fabrics, Woven, Of Man-made Fibres	6 455 032	29 408 091	83 287 701	374 179 635
654	Textile Fabrics, Woven, Other Than Of Cotton Or Man-made Fibr	209 774	2 154 703	6 877 845	49 482 409
655	Knitted Or Crochetted Fabrics	17 342 014	74 686 581	161 183 869	686 254 873
656	Tulle,lace,enbroidery,ribbons,trimmings And Other Small Wares	1 180 303	5 413 766	24 220 363	101 396 766
657	Special Yarns,textile Fabrics	8 238 895	33 863 240	74 233 408	287 798 749
658	Made-up Articles, Wholly/chiefly Of Textile Materials	626 313	1 902 846	4 339 033	13 477 844
659	Floor Coverings	174 602	543 409	383 560	1 766 711
661	Lime,cement And Fabricated Construction Materials	2 582 339	34 469 081	519 343	5 519 346
662	Clay And Refactory Construction Materials	20 996 876	59 837 681	15 754 101	46 824 987
663	Mineral Manufactures	2 715 805	10 090 648	5 162 527	19 741 659
664	Glass	1 530 224	7 937 472	3 807 627	14 700 960
665	Glassware	256 529	1 060 126	1 809 290	6 310 499
666	Pottery	9 025	101 255	21 127	157 194
667	Pearl, Precious And Semi Precious Stones	1 668	4 639	82 280	369 882
671	Pig Iron,spiegeleisen,sponge Iron, And Ferro-alloys	160 394 893	480 223 484	249 654 067	821 844 353
672	Ingots And Other Iron/steel In Primary Forms	11 738 761	113 550 292	10 303 029	92 932 550
673	Flat Rolled Products, Not Clad	32 575 838	115 560 054	34 044 788	121 487 458
674	Flat Rolled Products, Clad Or Plated	12 550 586	68 944 068	20 719 138	103 050 093
675	Flat Rolled Products And Alloy Steels	8 506 346	41 797 095	13 505 045	70 721 973
676	Iron/steel Bars, Rods, Angels, Shaped And Sections	22 953 645	94 446 997	26 100 727	109 636 332
677	Rail/railway And Tractor Construction Of Iron/steel Materials	282 569	321 126	331 324	452 474
678	Wire Of Iron/steel	2 411 759	9 759 945	5 487 570	25 509 482
679	Tubes, Pipes, Hollow Profile, Pipe Fitting Of Iron/steel	38 340 767	131 250 204	80 826 234	335 024 319
681	Silver, Platinum, And Other Metal Of The Platinum Groups	9 679	68 762	3 734 643	14 071 481
682	Copper	7 472 810	28 876 188	58 274 638	250 225 541
683	Nickel	132 798	744 275	3 360 506	17 127 834
684	Alumunium	3 765 630	16 063 130	21 797 177	94 968 837
685	Lead	124 269	1 339 817	678 529	3 620 792
686	Zinc	3 004 469	12 392 867	11 442 248	43 576 034
687	Tin	70 303	147 551	3 283 004	7 529 554
689	Miscellaneous Non-ferrous Basemetals Employed In Metallurgy	16 313	49 794	7 225 016	24 275 402
691	Structuctures And Parts Of Iron/steel Or Aluminium	6 186 753	26 863 527	13 856 298	66 182 466
692	Metal Containers For Storage And Transportations	1 544 937	6 522 757	4 571 749	19 300 483
693	Wire Products And Fencing Grills	1 757 998	9 153 500	3 088 981	17 970 880
694	Nails, Screws, Nuts, Bolts, Rivets Of Iron/steel Or Copper	1 705 981	6 943 161	14 538 947	55 032 472
695	Tools For Used In The Hand Or In Machines	748 600	3 351 530	6 236 755	33 062 026
696	Cutlery	37 187	114 520	300 688	931 563
697	Household Equipment Of Base Metals	232 445	783 299	836 091	3 898 938
699	Manufactures Of Base Metals	6 875 049	29 876 496	48 473 958	182 722 247
711	Steam And Other Vapour Generating Boilers And Parts	1 786 937	13 815 911	14 359 644	131 850 767
712	Steam Or Other Generating Boilers And Parts	2 333 994	7 586 665	10 556 561	29 081 958
713	Internal Combustion Piston Engines And Parts	1 046 003	5 082 577	16 604 050	42 779 506
714	Engines And Motors, Non-electric And Parts	35 436	169 210	13 267 043	41 778 518
716	Rotating Electric Plants And Parts	2 092 990	9 548 335	16 738 530	77 206 907
718	Other Power Generating Machines And Parts	236 676	976 583	3 582 550	11 528 998
721	Agricultural Machinery And Parts	18 347	178 005	389 459	2 544 464
722	Tractors	0	20 475	0	146 978

https://www.bps.go.id

K2. IMPOR KAWASAN BERIKAT / *BOUND ZONE IMPORT*
MENURUT GOLONGAN BARANG SITC / *BY SITC COMMODITY GROUP*
***** APRIL/*APRIL* 2022 *****

SITC	Uraian golongan barang/*Group description*	Berat bersih/*Net weight* (Kg)		Nilai/*Value CIF* (US$)	
		Bulan ini *Current month*	Kumulatif *Cum. Jan. to*	Bulan ini *Current month*	Kumulatif *Cum. Jan. to*
723	Civil Engineering And Contractor Plants And Equipments/parts	9 364 995	38 449 620	61 943 106	248 428 730
724	Textile/leather Machinery And Parts	1 959 628	10 530 569	29 041 797	132 909 678
725	Papermill/pulpmill Machinery And Paper Cutting Machines	301 839	2 887 985	4 428 629	98 664 714
726	Printing/book Binding Machinery And Parts	71 740	680 736	12 899 693	71 850 337
727	Food Processing Machines And Parts	62 870	1 834 046	2 086 132	22 107 035
728	Other Machines And Equipment Specialized For Particular Indust	4 515 168	27 627 373	48 288 857	190 468 743
731	Machine Tools By Removing Metal	353 409	2 026 669	3 583 386	19 077 219
733	Machine Tool For Working Metals	80 464	1 263 542	3 015 067	14 124 039
735	Parts Of Machine Tools	112 792	438 037	3 525 095	13 503 143
737	Metalworking Machinery And Parts	849 393	2 243 513	5 078 714	17 434 656
741	Heating And Cooling Equipments And Parts	14 755 425	50 016 308	59 302 440	211 195 262
742	Pumps For Liquid And Parts	670 245	3 343 101	10 352 237	47 004 273
743	Pumps, Compressors, Fans, Blowers, Centrifuges, And Parts	3 833 086	12 603 161	27 132 540	92 504 564
744	Mechanical Handling Equipments And Parts	5 211 759	24 942 681	20 677 005	110 772 465
745	Other Non-electical Machinery, Tools, And Mechanical Apparatu	788 335	2 870 204	13 399 435	52 161 439
746	Ball Or Roller Bearings	515 317	1 828 000	4 707 697	18 484 465
747	Taps, Cocks, And Valves For Pipes	1 752 141	8 685 050	29 877 726	93 440 119
748	Transmission Shafts And Cranks	1 336 663	4 744 700	11 268 841	42 142 428
749	Non-electric Parts And Accessories Of Machineries	1 271 243	3 996 283	23 332 973	72 507 250
751	Office Machines	96 033	388 608	1 588 642	6 649 289
752	Automatic Data Processing Machines And Their Units	393 009	1 551 222	6 908 400	26 908 052
759	Parts And Accessories For Machine Of Heading 751 Or 752	685 839	1 570 600	10 020 692	45 066 770
761	Television Receivers	56 682	152 943	1 309 030	3 691 477
762	Radio Broadcast Receivers	4 099	8 598	21 644	108 806
763	Sound Recorders Or Reproducers	3 971	11 262	265 838	692 233
764	Telecomunication Equipments And Parts	9 971 838	19 814 214	141 099 476	544 573 657
771	Electric Power Machinery And Parts	2 198 641	8 326 499	31 224 751	122 549 439
772	Electrical Apparatus For Making And Breaking Electrical Circuits	4 191 740	14 209 731	185 487 622	536 258 358
773	Equipment For Distributing Electricity	3 825 904	12 547 085	42 973 057	153 805 131
774	Electrical Apparatus For Medical Purposes And Radiological Appa	1 393	4 555	33 615	405 075
775	Household Type, Electrical/non-electrical Equipments	586 164	2 204 190	15 937 276	61 021 511
776	Thermionic, Cold Cathode, And Photo Cathode Valves/tubes	2 773 339	5 341 627	367 398 172	1 274 483 817
778	Electrical Machinery And Apparatus	4 264 598	13 282 909	70 267 802	272 007 305
781	Passengger Motor Cars	91 383	298 609	2 516 647	7 404 982
782	Motor Vehicle For The Transportation Of Goods	608 007	4 985 326	1 982 471	41 712 579
783	Road Motor Vehicles	5 690	5 690	888	888
784	Parts And Accessories Of The Motor Vehicles	1 388 069	6 962 685	12 094 686	50 840 328
785	Motorcycles, Scooters, And Other Cycles Motorized/non Motoriz	2 168 211	9 454 747	10 011 044	44 260 070
786	Trailers And Other Vehicles, Not Motorized	1 290 506	3 876 107	2 339 415	6 512 919
791	Railway Vehicles And Associated Equipments	2 663	5 382	297 513	493 866
792	Aircraft And Associated Equipments And Parts	1 182	24 204	3 878 179	14 652 964
793	Ships, Boats, And Floating Structures	1 427 626	5 211 160	587 955	4 583 200
811	Prefabricated Buildings	1 839 277	2 096 586	3 470 554	4 653 661
812	Sanitary, Plumbing, Heating, And Lighting Fixtures/fittings	46 066	259 932	522 099	1 140 966
813	Lighting Fixtures And Fittings	428 796	1 740 190	1 617 731	6 945 158
821	Furnitures And Parts	2 634 271	9 419 458	7 016 926	26 229 717
831	Travel Goods	586 696	2 332 685	1 413 279	5 898 129
841	Men's Coats/jackets, Not Knitted	2 721	23 123	61 055	129 518
842	Women's Coats/jacket, Not Knitted	5 212	14 638	33 034	158 646
843	Men's Coats/jackets, Knitted	4 850	23 700	14 066	69 094
844	Women's Coats/jackets, Knitted	37 775	79 243	102 866	237 245
845	Articles Of Apparel	158 548	672 045	2 931 213	12 867 982
846	Clothing Accessories Of Textiles Fabrics	371 275	1 357 335	4 452 543	17 151 130
848	Articles Of Apparel And Clothing Accessories Of Other Than Texti	591 161	2 480 948	5 231 910	21 616 646
851	Footwears	2 392 432	10 444 300	32 070 162	146 668 857
871	Optical Instrument And Apparatus	32 292	150 712	3 193 109	15 515 235
872	Medical Instruments And Appliances	57 656	113 151	820 035	1 739 149
873	Meters And Counters	146 828	609 295	5 386 391	25 844 902
874	Measuring, Checking, Analysing, And Controlling Instrument And	810 682	2 417 473	17 988 313	71 022 898
881	Photographic Apparatus And Equipments	1 623	15 707	349 010	1 341 158
882	Photographic And Chinematographic Supplies	12 302	25 704	334 484	648 680

https://www.bps.go.id

K2. IMPOR KAWASAN BERIKAT / *BOUND ZONE IMPORT*
MENURUT GOLONGAN BARANG SITC / *BY SITC COMMODITY GROUP*
***** APRIL/*APRIL* 2022 *****

SITC	Uraian golongan barang/*Group description*	Berat bersih/*Net weight* (Kg)		Nilai/*Value CIF* (US$)	
		Bulan ini *Current month*	Kumulatif *Cum. Jan. to*	Bulan ini *Current month*	Kumulatif *Cum. Jan. to*
884	Optical Goods	49 973	167 626	3 716 998	15 502 188
885	Watches And Clocks	51 168	161 971	228 972	1 042 945
891	Arms And Ammunitions	0	1 749	0	359 913
892	Printed Matter	1 106 753	4 046 193	13 868 614	59 347 937
893	Article Of Plastics	7 622 231	30 251 184	40 137 249	167 360 834
894	Baby Carriages, Toys, Games, And Sporting Goods	390 294	1 303 381	2 832 507	9 244 108
895	Office And Stationery Supplies	554 987	2 180 330	7 454 005	30 797 296
896	Works Of Art, Collectors Pieces And Antiques	5 225	20 437	37 482	149 170
897	Jewellery, Goldsmith, Silversmith Wares, And Other Articles	5 056	44 391	1 335 766	6 064 997
898	Musical Instrument And Parts/accessories	735 239	3 215 753	14 058 839	67 644 724
899	Other Miscellaneous Manufactured Articles	1 368 404	5 048 452	18 907 831	70 820 279
971	Gold, Non-monetary	100	25 199	4 990 677	23 988 543
TOTAL IMPOR KAWASAN BERIKAT		**1 875 533 314**	**8 499 713 396**	**3 870 397 125**	**15 739 462 900**

https://www.bps.go.id

K3. IMPOR KAWASAN BERIKAT / *BOUND ZONE IMPORT*
MENURUT NEGARA ASAL / *BY COUNTRY OF ORIGIN*
***** APRIL/*APRIL* 2022 *****

Kode *Code*		Negara Asal *Country of Origin*	Berat bersih/*Net weight* (Kg) Bulan ini *Current month*	Berat bersih/*Net weight* (Kg) Kumulatif *Cum. Jan. to date*	Nilai/*Value CIF* (US$) Bulan ini *Current month*	Nilai/*Value CIF* (US$) Kumulatif *Cum. Jan. to date*
111	JP	Jepang	45 457 302	252 196 750	270 781 401	1 136 169 979
112	HK	Hong Kong	9 013 542	48 142 131	94 735 564	414 738 682
113	KP	Korea Utara	1 080	2 343	49 749	70 659
114	KR	Korea Selatan	81 175 210	267 213 242	338 174 647	1 247 943 178
115	TW	Taiwan	23 219 921	91 090 271	216 102 733	802 348 021
116	CN	Tiongkok	424 326 290	1 567 342 109	1 140 277 450	4 566 830 972
117	MN	Mongolia	0	1 023 000	0	567 923
118	MO	Makau	37 826	170 865	446 682	1 943 501
120	PG	Papua Nugini	90 000	1 320 000	214 380	3 074 361
121	TH	Thailand	72 927 533	927 950 919	96 410 993	742 903 446
122	SG	Singapura	85 349 781	336 051 094	322 060 139	1 192 088 012
123	PH	Filipina	16 546 546	34 367 089	94 530 019	271 390 102
124	MY	Malaysia	108 987 083	346 032 490	163 817 014	500 865 901
125	MM	Myanmar	450 327	2 100 850	1 799 640	7 400 400
126	KH	Kamboja	135 458	498 742	1 080 407	5 013 231
127	BN	Brunei Darussalam	3 163 004	23 499 258	1 763 825	10 767 578
128	LA	Laos	512 000	1 042 102	496 082	1 014 206
130	BT	Bhutan	0	504 000	0	1 669 248
131	VN	Vietnam	17 438 615	154 240 621	114 819 955	517 664 697
132	MV	Maladewa	0	97	0	2 650
133	IN	India	153 347 269	1 111 077 227	132 985 713	864 614 072
134	PK	Pakistan	333 404	3 304 176	2 065 264	15 888 941
135	BD	Bangladesh	357 837	2 750 974	509 986	4 289 702
136	LK	Sri Lanka	127 636	640 988	3 252 660	11 911 698
141	IQ	Irak	0	162 631 000	0	72 450 614
142	IR	Iran	1	16 256	9	26 214
143	SA	Arab Saudi	38 782 233	171 925 318	29 662 599	119 731 869
144	IL	Israel	1 309	5 778	51 862	132 856
145	KW	Kuwait	35 417 750	36 630 501	14 958 265	16 534 571
146	JO	Yordania	21 633	21 766	326 931	330 092
148	LB	Lebanon	138	383	10 666	25 444
152	OM	Oman	30 110 044	116 817 700	17 967 739	64 208 887
154	TR	Turki	890 087	3 420 229	3 049 309	12 850 494
155	AE	Uni Emirat Arab	1 485 673	6 919 892	5 139 042	23 589 198
156	QA	Qatar	16 670 348	60 777 617	9 328 995	31 061 852
157	BH	Bahrain	72 344	567 842	384 078	2 801 941
211	EG	Mesir	25 071	377 809	31 686	1 759 828
213	MA	Maroko	635	1 600	60 006	193 549
214	TN	Tunisia	488 246	1 718 013	2 549 436	9 691 306
216	SD	Sudan	0	5	0	555
219	NA	Namibia	122 790	194 115	1 282 813	2 031 523
220	EH	Sahara Barat	15 259	15 259	26 838	26 838
221	ET	Etiopia	859	3 127	56 589	204 855
222	TZ	Tanzania	96 621	2 012 487	221 499	12 149 719
223	MG	Madagaskar	2 137 520	8 534 526	17 810 420	70 578 098
225	KE	Kenya	1 609 151	4 304 889	3 838 635	10 634 824
227	MZ	Mozambik	0	16 060	0	89 966
231	GH	Ghana	386 207	965 998	1 189 193	3 003 224
232	LR	Liberia	460 563	1 625 373	1 032 371	3 648 213
233	GN	Guinea	1 771 066	5 563 052	3 937 231	12 369 967
235	CG	Republik Demokratik Kongo	122 967	825 824	655 331	1 194 165
236	CM	Kamerun	1 309 416	4 440 092	2 745 120	9 303 880
237	NG	Nigeria	5 707 406	18 431 243	12 698 191	41 232 855
238	SL	Sierra Leone	306	5 549	5 797	43 492
239	GA	Gabon	0	42 758 037	0	9 635 138
240	CI	Pantai Gading	2 696 806	18 677 790	6 099 494	42 808 172
241	SN	Senegal	10 967	34 991	85 936	232 459
243	ML	Mali	293 493	293 493	659 974	659 974
245	BF	Burkina Faso	199 287	199 315	449 233	450 507
247	GM	Gambia	17 439	17 439	34 979	34 979
249	SC	Seychelles	0	507	0	35 780
251	UG	Uganda	0	629 947	0	1 560 755
253	NE	Niger	482	2 518	10 028	32 766
260	SZ	Swaziland	6 765	18 936	244 455	752 791
261	ZA	Afrika Selatan	182 770 488	665 027 113	202 111 397	593 878 420

https://www.bps.go.id

K3. IMPOR KAWASAN BERIKAT / *BOUND ZONE IMPORT*
MENURUT NEGARA ASAL / *BY COUNTRY OF ORIGIN*
***** APRIL/*APRIL* 2022 *****

Kode *Code*		Negara Asal *Country of Origin*	Berat bersih/*Net weight* (Kg) Bulan ini *Current month*	Berat bersih/*Net weight* (Kg) Kumulatif *Cum. Jan. to date*	Nilai/*Value CIF* (US$) Bulan ini *Current month*	Nilai/*Value CIF* (US$) Kumulatif *Cum. Jan. to date*
262	ZW	Zimbabwe	530 640	3 088 826	3 429 674	12 994 023
263	ZM	Zambia	277 200	5 980 981	1 388 100	5 116 936
264	MW	Malawi	0	7 000	0	37 450
265	KM	Komoro	0	100 000	0	775 000
267	MU	Mauritius	73	342	64 497	261 678
268	RW	Rwanda	0	1	0	4
271	CD	Kongo	294 861	1 813 777	671 062	7 201 336
311	AU	Australia	231 673 209	891 393 451	90 957 559	352 467 427
312	NZ	Selandia Baru	2 546 068	10 742 277	1 833 285	7 669 682
321	NR	Nauru	0	233	0	33 641
322	NC	Kaledonia Baru	0	3	0	111
331	AS	American Samoa	0	3 289	0	39 678
333	FJ	Fiji	7	7	76	76
334	KI	Kiribati	0	106	0	12 792
335	MH	Marshall (Kepulauan)	25 277	509 684	52 308	615 290
336	WS	Samoa	390	65 829	3 617	229 548
337	SB	Kepulauan Solomon	0	2 738	0	15 612
343	TK	Tokelau	7	7	26	26
346	TF	French Southern Territories	0	2	0	724
391	TL	Timor Leste	0	52 697	0	204 509
411	US	Amerika Serikat	34 100 162	168 571 272	89 143 738	379 123 680
412	CA	Kanada	3 232 500	15 531 661	6 403 799	40 930 119
421	MX	Meksiko	514 299	2 084 965	4 102 698	16 425 098
422	GT	Guatemala	6	37	471	2 553
423	HN	Honduras	19	86	1 144	8 517
424	NI	Nikaragua	207	494	25 945	35 751
425	PA	Panama	13	836	1 130	22 689
431	CL	Cile	1 473 068	9 211 095	10 319 863	39 235 942
432	VE	Venezuela	250 153	1 125 193	603 479	2 663 140
433	AR	Argentina	43 683 606	136 528 828	19 722 996	60 609 396
434	BR	Brasil	7 483 445	36 707 447	25 822 889	113 336 116
435	CO	Kolombia	87	275 148	4 520	422 734
437	UY	Uruguay	186 397	1 397 513	240 991	3 762 069
438	PY	Paraguay	0	79 211	0	100 183
441	EC	Ekuador	3 605 440	22 554 100	9 575 108	55 007 399
442	PE	Peru	1 146 442	5 727 307	2 715 182	14 200 102
444	TT	Trinidad dan Tobago	0	140	0	240
447	PR	Puerto Riko	0	4	0	11 615
448	BZ	Belize	0	204	0	2 816
449	DO	Republik Dominika	0	4 845	0	264 828
450	SV	El Salvador	509	2 505	91 013	286 067
451	CR	Kosta Rika	3 851	6 792	348 431	987 096
452	HT	Haiti	139	160	1 398	7 140
453	BB	Barbados	5	62	510	7 590
454	AG	Antigua dan Barbuda	0	48 070	0	93 736
455	AI	Anguilla	47	211	1 385	5 727
460	DM	Dominica	0	342	0	1 562
464	GL	Grinlandia	21 141	127 269	70 696	475 332
467	AN	Antilla Belanda	134 102	296 327	13 244	224 947
471	TC	Turks dan Kepulauan Caicos	0	8	0	4 219
477	VG	Kepulauan Virgin (British)	1 294	27 861	25 354	145 417
478	VI	Kepulauan Virgin (US)	15 958	47 041	383 029	1 249 415
479	BL	Saint Barthelemy	0	224	0	1 638
511	GB	Inggris	3 636 961	15 375 574	13 934 484	61 907 432
512	NL	Belanda	8 895 333	27 986 733	15 861 969	60 095 032
513	FR	Prancis	2 535 861	9 898 785	25 099 056	78 100 089
514	DE	Jerman	12 721 622	53 061 073	79 546 199	312 552 505
515	AT	Austria	541 839	2 947 361	5 070 973	28 474 882
516	BE	Belgia	2 625 818	10 128 681	4 711 247	16 902 570
517	CH	Swiss	100 029	822 075	2 280 499	14 589 214
518	LU	Luksemburg	16 463	363 403	78 898	3 179 731
520	MC	Monako	0	936	0	21 078
521	DK	Denmark	50 138	815 619	707 620	5 957 746
522	NO	Norwegia	262 672	906 555	2 155 176	6 931 755
523	SE	Swedia	6 284 634	16 468 474	9 488 040	27 497 463

https://www.bps.go.id

K3. IMPOR KAWASAN BERIKAT / *BOUND ZONE IMPORT*
MENURUT NEGARA ASAL / *BY COUNTRY OF ORIGIN*
***** APRIL/*APRIL* 2022 *****

Kode *Code*		Negara Asal *Country of Origin*	Berat bersih/*Net weight* (Kg) Bulan ini *Current month*	Berat bersih/*Net weight* (Kg) Kumulatif *Cum. Jan. to date*	Nilai/*Value CIF* (US$) Bulan ini *Current month*	Nilai/*Value CIF* (US$) Kumulatif *Cum. Jan. to date*
524	FI	Finlandia	3 274 090	14 849 520	24 797 986	108 643 662
525	IE	Irlandia	6 730	40 326	219 771	686 277
526	IT	Italia	1 544 061	8 765 721	18 619 642	67 962 815
527	ES	Spanyol	1 181 309	6 592 972	6 859 105	30 711 012
528	PT	Portugal	35 565	146 925	437 368	1 983 722
529	IS	Islandia	123 067	666 938	942 526	3 263 435
531	GR	Yunani	1 674 513	8 419 063	5 248 079	24 382 949
533	AD	Andorra	12	20 348	772	110 902
534	LI	Liechtenstein	882	2 126	57 775	164 352
542	HU	Hungaria	190 452	775 106	1 747 204	9 123 264
543	PL	Polandia	52 081	2 034 563	1 906 317	6 832 639
544	RO	Rumania	181 522	1 002 052	480 550	2 740 702
545	BG	Bulgaria	2 123	4 804	213 194	314 156
549	AM	Armenia	0	466	0	15 301
551	BY	Belarus	499 418	513 139	423 046	486 979
552	KZ	Kazakstan	108 339 000	245 513 000	29 691 809	106 286 562
553	KG	Kirgistan	1 003	1 090	8 654	9 455
554	MD	Moldova	0	5 156	0	43 538
557	UA	Ukraina	113 566	11 144 573	140 634	12 177 981
559	LT	Lituania	418	123 961	15 385	284 301
560	LV	Latvia	151	1 198	9 861	35 290
561	EE	Estonia	79 652	303 271	166 817	918 538
563	HR	Kroasia	30 990	413 094	756 778	2 635 841
564	BA	Bosnia-Herzegovina	2	233	217	4 839
565	MT	Malta	200	382	36 453	59 075
566	SK	Slovakia	53 544	417 820	450 690	1 469 653
567	SI	Slovenia	853 073	2 619 564	622 372	2 512 513
568	CZ	Republik Cheska	1 462 401	3 279 576	2 255 976	6 948 909
570	MK	Makedonia	0	1	0	180
572	RU	Rusia	20 258 109	230 164 131	12 210 686	121 870 586
573	RS	Serbia	4 354	7 257	33 630	76 910
575	CS	Kosovo	0	516	0	12 859
TOTAL IMPOR KAWASAN BERIKAT			**1 875 533 314**	**8 499 713 396**	**3 870 397 125**	**15 739 462 900**

https://www.bps.go.id

K4. IMPOR KAWASAN BERIKAT / *BOUND ZONE IMPORT*
MENURUT PROPINSI DAN PELABUHAN IMPOR / *BY PROVINCE AND PORT OF IMPORTATION*
***** APRIL/*APRIL* 2022 *****

Propinsi / Pelabuhan Impor *Province / Port of Impotation*			Berat bersih/*Net weight* (Kg)		Nilai/*Value CIF* (US$)	
			Bulan ini *Current month*	Kumulatif *Cum. Jan. to date*	Bulan ini *Current month*	Kumulatif *Cum. Jan. to date*
SUMATERA UTARA			**62 899 912**	**251 556 277**	**79 484 299**	**316 328 091**
12002	IDKNO	Kuala Namu International Airport	70 021	350 699	544 733	4 334 044
12144	IDBLW	Belawan	62 829 891	246 284 068	78 939 566	302 574 650
12170	IDKTJ	Kuala Tanjung	0	4 921 510	0	9 419 397
SUMATERA BARAT			**74 997**	**287 826**	**255 826**	**2 644 464**
13191	IDTBY	Padang/Tl.Bayur	0	212 829	0	2 388 638
13192	IDPDG	Padang / Tabing (U)	74 997	74 997	255 826	255 826
RIAU			**88 249 024**	**371 454 422**	**120 622 022**	**558 624 530**
14003	IDFTG	Futong Terminal	0	60 829 497	0	29 648 700
14225	IDDUM	Dumai	30 970 270	77 310 056	35 020 971	74 859 469
14233	IDPEK	Pekanbaru (Rumbai)	0	67 094	0	841 886
14235	IDSUQ	Sungai Guntung	0	3 338 760	0	11 533 083
14242	IDTEM	Tembilahan	1 643 806	4 517 150	8 200 840	18 207 515
14243	IDKEN	Kuala Enok	0	8 210	0	35 468
14261	IDPKU	Pekan Baru / Simpang Tiga (U)	94 117	35 058 413	4 460 852	26 352 152
14273	IDPAK	Pekan Baru	55 540 831	159 073 050	72 939 359	350 874 325
14277	IDBUN	Buatan	0	31 154 700	0	46 153 952
14278	IDPWG	Perawang, Sumatra	0	97 492	0	117 980
SUMATERA SELATAN			**0**	**8 810**	**0**	**65 974**
16334	IDPLM	Mahmud Badaruddin Ii Airport	0	7 800	0	38 450
16340	IDMRI	Musi River/Boom Baru	0	1 010	0	27 524
LAMPUNG			**14 877 777**	**239 608 667**	**20 690 940**	**158 120 331**
18395	IDPJG	Panjang (Lampung, Sumatra)	14 875 208	239 606 098	20 446 413	157 875 804
18397	IDTKG	Tanjung Karang / Branti (U)	2 569	2 569	244 527	244 527
KEPULAUAN BANGKA BELITUNG			**0**	**9 059**	**0**	**58 876**
19328	IDTPD	Tanjung Pandan	0	9 059	0	58 876
KEPULAUAN RIAU			**296 544 549**	**1 485 592 613**	**1 190 619 680**	**4 597 556 132**
21001	IDBTM	Batam Island	19	19	18 601	18 601
21004	IDLBM	Lobam	1 131 420	4 902 021	16 178 930	66 279 832
21007	IDKIJ	Kijang	682 611	2 435 376	1 498 639	5 482 748
21248	IDTBK	Tanjung Balai Karimun	75 878 006	571 457 902	63 393 161	442 707 561
21251	IDTPN	Tanjung Pinang	108 370	173 384	56 216	164 821
21258	IDBTU	Batu Ampar	178 462 013	643 294 099	736 003 878	2 766 134 792
21260	IDDAS	Singkep - Dabo	0	80 119 440	0	31 417 432
21265	IDSKP	Sekupang	25 399 515	94 037 235	357 960 637	1 153 043 486
21267	IDKAB	Kabil/Panau	14 882 247	89 169 056	15 494 359	126 791 157
21271	IDBTH	Batam / Hang Nadim (U)	348	4 081	15 259	5 515 702
DKI JAKARTA			**147 176 738**	**1 020 244 275**	**513 722 169**	**4 845 039 361**
31431	IDTPP	Tanjung Priok	134 271 530	974 379 624	469 765 353	4 088 070 802
31433	IDJKT	Jakarta / Pasar Ikan	0	22 040	0	249 008
31434	IDCGK	Cengkareng / Sukarno Hatta (U)	75 260	11 663 367	10 554 122	684 204 009
31436	IDHLP	Halim Perdana Kusuma (U)	12 829 948	34 179 244	33 402 694	72 515 542
JAWA BARAT			**102 310 796**	**131 414 499**	**625 195 732**	**695 009 711**
32009	IDJBK	Jababeka	85 758 095	114 780 207	520 196 066	588 678 836
32463	IDCBN	Cirebon	10 078 835	10 078 835	46 174 705	46 174 705
32468	IDBND	Bandung (Ptt/Gede Bage)	6 473 866	6 555 457	58 824 961	60 156 170
JAWA TENGAH			**77 009 636**	**268 202 061**	**327 112 820**	**1 018 760 595**
33002	IDSKT	Surakarta	17 265 977	17 265 977	65 135 814	65 135 814
33494	IDTES	Tanjung Emas	55 407 729	245 144 753	187 261 838	856 905 593
33496	IDSRG	Semarang / Achmad Yani (U)	4 048 309	5 494 028	63 799 411	85 773 694
33497	IDSMR	Semarang (Ptt)	0	9 682	0	29 737
33498	IDSOC	Solo / Jebres / Adi Sumarmo (U)	287 621	287 621	10 915 757	10 915 757

https://www.bps.go.id

K4. IMPOR KAWASAN BERIKAT / *BOUND ZONE IMPORT*
MENURUT PROPINSI DAN PELABUHAN IMPOR / *BY PROVINCE AND PORT OF IMPORTATION*
***** APRIL/*APRIL* 2022 *****

Propinsi / Pelabuhan Impor *Province / Port of Impotation*			Berat bersih/*Net weight* (Kg)		Nilai/*Value CIF* (US$)	
			Bulan ini *Current month*	Kumulatif *Cum. Jan. to date*	Bulan ini *Current month*	Kumulatif *Cum. Jan. to date*
DI YOGYAKARTA			**808 218**	**808 527**	**11 831 380**	**11 848 291**
34002	IDYIA	Yogyakarta Int'L Airport	808 218	808 527	11 831 380	11 848 291
JAWA TIMUR			**157 040 345**	**523 817 766**	**235 976 268**	**824 414 088**
35562	IDGRE	Gresik	0	64 998 000	0	32 229 954
35563	IDTPE	Tanjung Perak	81 833 629	305 311 990	151 147 467	658 208 411
35564	IDPAZ	Pasuruan	74 844 758	74 844 758	81 263 976	81 263 976
35565	IDPRO	Probolinggo (Kalibuntu)	338 858	78 338 858	2 932 141	40 203 511
35587	IDSUB	Surabaya /Juanda (U)	23 100	306 160	632 684	12 492 216
35588	IDSUR	Surabaya (Ptt)	0	18 000	0	16 020
BANTEN			**131 012 190**	**1 302 433 977**	**182 453 389**	**822 568 763**
36005	IDCIW	Ciwandan	0	284 750 000	0	129 578 163
36461	IDMRK	Merak	131 012 190	813 793 828	182 453 389	594 511 904
36473	IDCGD	Cigading	0	203 890 149	0	98 478 696
BALI			**14 714**	**23 539**	**450 207**	**682 449**
51620	IDDPS	Denpasar / Ngurah Rai (U)	14 714	23 539	450 207	682 449
KALIMANTAN BARAT			**411 454**	**1 542 856**	**551 193**	**1 695 988**
61714	IDPON	Pontianak	33 270	33 270	261 252	261 252
61722	IDPNK	Pontianak / Supadio (U)	94	1 131 496	11 386	1 156 181
61726	IDENT	Entikong	378 090	378 090	278 555	278 555
KALIMANTAN TENGAH			**181 000**	**648 530**	**156 448**	**571 944**
62746	IDSMQ	Sampit	181 000	648 530	156 448	571 944
KALIMANTAN SELATAN			**114 678**	**155 538**	**482 526**	**790 830**
63771	IDBAN	Banjarmasin	0	40 860	0	308 304
63773	IDKTB	Kotabaru	114 447	114 447	448 391	448 391
63777	IDBDJ	Banjar Masin /Samsudin Noor (U)	231	231	34 135	34 135
KALIMANTAN TIMUR			**5 152 880**	**20 451 766**	**4 076 325**	**31 248 602**
64003	IDKRG	Kariangau	0	3 922 501	0	6 320 672
64803	IDBPP	Balikpapan	2 137 200	8 396 152	2 095 388	11 711 847
64814	IDBPN	Balikpapan /Sepinggan (U)	17 914	4 874 000	479 010	8 199 929
64817	IDBTG	Bontang	2 997 766	2 997 766	1 501 927	1 501 927
64822	IDADB	Adang Bay	0	4 001	0	80 320
64826	IDSKI	Sangkulirang, Kalimantan	0	257 346	0	3 433 907
KALIMANTAN UTARA			**1 070 991**	**3 302 121**	**9 248 742**	**29 979 006**
65808	IDLIN	Lingkas Tarakan	0	159 880	0	1 138 900
65809	IDNNX	Nunukan	1 056 571	3 127 821	9 135 442	28 726 806
65819	IDJUA	Juata Tarakan	14 420	14 420	113 300	113 300
SULAWESI UTARA			**59 787**	**160 311**	**191 522**	**508 340**
71835	IDBIT	Bitung	59 605	160 129	173 607	490 425
71843	IDMDC	Menado / Sam Ratulangi (U)	182	182	17 915	17 915
SULAWESI TENGAH			**557 573 000**	**2 016 461 438**	**382 153 350**	**1 267 009 100**
72003	IDKNL	Kolonodale	557 573 000	2 016 326 634	382 153 350	1 266 433 672
72867	IDPSJ	Posso	0	134 804	0	575 428
SULAWESI SELATAN			**5 248 702**	**127 826 582**	**18 431 423**	**94 222 898**
73002	IDMAI	Makassar	5 139 333	127 717 213	17 681 527	93 473 002
73892	IDPAP	Pare-Pare	109 369	109 369	749 896	749 896
SULAWESI TENGGARA			**146 274 962**	**394 473 233**	**42 128 951**	**97 538 643**
74922	IDKDR	Kendari	146 274 962	394 473 233	42 128 951	97 538 643
MALUKU			**1 627**	**15 302**	**883 587**	**1 182 213**
81950	IDDBO	Dobo	0	13 675	0	298 626
81954	IDAMQ	Ambon / Pattimura/Laha (U)	1 627	1 627	883 587	883 587

https://www.bps.go.id

K4. IMPOR KAWASAN BERIKAT / *BOUND ZONE IMPORT*
MENURUT PROPINSI DAN PELABUHAN IMPOR / *BY PROVINCE AND PORT OF IMPORTATION*
***** APRIL/*APRIL* 2022 *****

Propinsi / Pelabuhan Impor *Province / Port of Impotation*			Berat bersih/*Net weight* (Kg)		Nilai/*Value CIF* (US$)	
			Bulan ini *Current month*	Kumulatif *Cum. Jan. to date*	Bulan ini *Current month*	Kumulatif *Cum. Jan. to date*
MALUKU UTARA			**81 332 363**	**338 927 144**	**103 151 949**	**362 372 042**
82942	IDTTE	Ternate	81 332 363	118 539 506	103 151 949	170 323 826
82962	IDOBI	Obi Island	0	220 387 638	0	192 048 216
PAPUA			**92 974**	**286 257**	**526 377**	**621 638**
94973	IDBIK	Biak / Frans Kasiepo (U)	465	465	47 903	47 903
94974	IDDJP	Jayapura	0	193 283	0	95 261
94991	IDFOO	Numfoor	92 509	92 509	478 474	478 474
TOTAL IMPOR KAWASAN BERIKAT			**1 875 533 314**	**8 499 713 396**	**3 870 397 125**	**15 739 462 900**

https://www.bps.go.id

DATA

MENCERDASKAN BANGSA

Enlighten The Nation

https://www.bps.go.id

ISSN 2745-6765

BADAN PUSAT STATISTIK
BPS-Statistics Indonesia

Jl. dr. Sutomo No. 6-8 Jakarta 10710
Telp. : (021) 3841195, 3842508, 3810291-4, Fax. : (021) 3857046
Homepage : http://www.bps.go.id *E-mail* : bpshq@bps.go.id