



KATALOG BPS : 8202010.62

# STATISTIK EKSPOR IMPOR KALIMANTAN TENGAH 2011 - 2012



<http://kalteng.bps.go.id>



**BADAN PUSAT STATISTIK  
PROVINSI KALIMANTAN TENGAH**

*BPS - Statistics of Kalimantan Tengah Province*



<http://kalteng.bps.go.id>

**STATISTIK EKSPOR IMPOR  
KALIMANTAN TENGAH  
2011-2012**

# STATISTIK EKSPOR IMPOR

## KALIMANTAN TENGAH 2011 - 2012

Katalog BPS : 8202010.62  
No. Publikasi : 62540.1304  
Ukuran Buku : 29,7 cm x 21 cm  
Jumlah Halaman : xi + 255 halaman

Naskah :

Bidang Statistik Distribusi BPS Provinsi Kalimantan Tengah

Penanggung Jawab Umum : Panusunan Siregar  
Penanggung Jawab Teknis : Sutono  
Koordinator : Purwo Sucahyadi

Gambar Kulit dan Tata Letak:

Koordinator : Bob Setiabudi  
Editor dan Tata Letak : Ervin Prasetyaning A.  
Gambar Kulit : Oki Libriyanto

Diterbitkan oleh :

Badan Pusat Statistik  
Provinsi Kalimantan Tengah

“Boleh dikutip dengan menyebut sumbernya”

## PANCAWEJANG STATISTIK

1. Membangun itu sulit, tetapi lebih sulit melaksanakan pembangunan tanpa dukungan data statistik.
2. Data yang baik, akurat, bebas bias, dan terpercaya, adalah data yang dikumpulkan berdasarkan metodologi statistik yang jelas dan benar.
3. Jangan pernah mengharapkan bahwa setiap data yang dikumpulkan itu seratus persen benar, sekalipun metodologinya sudah benar, karena data itu masih dikumpulkan oleh manusia.
4. BPS dalam setiap melakukan pengumpulan data, memiliki prinsip bahwa data yang dikumpulkan itu pasti mengandung kesalahan, tetapi dalam melaporkan dan mendiseminasikan datanya BPS tidak melakukan kebohongan.
5. Data bagaikan Kompas dan Pelita





## ***Kata Pengantar***


Publikasi "**Statistik Ekspor Impor Kalimantan Tengah Tahun 2011-2012**" merupakan publikasi tahunan yang memuat data statistik ekspor dan impor menurut pelabuhan Kalimantan Tengah dan ekspor menurut asal barang Kalimantan Tengah yang disajikan menurut sektor, negara asal/tujuan, pelabuhan dan jenis komoditi (HS : *Harmonize System* dan SITC : *Standard International Trade Classification*). Data yang disajikan merupakan rangkuman hasil pengolahan dari dokumen Pemberitahuan Ekspor Barang (PEB) dan Pemberitahuan Impor Barang (PIB) yang didapat dari Kantor Pelayanan Bea dan Cukai

Dengan tersedianya publikasi ini, diharapkan akan dapat memenuhi kebutuhan data bagi para pengguna data statistik ekspor dan impor di daerah Kalimantan Tengah.

Kepada semua pihak, khususnya para sumber data yang telah membantu dalam memberikan data sehingga memungkinkan terbitnya publikasi ini diucapkan terima kasih. Namun demikian, kritik dan saran demi penyempurnaan/perbaikan penerbitan berikutnya tetap kami harapkan dari para pengguna data.

Palangka Raya, Juni 2013

BPS Provinsi Kalimantan Tengah  
Kepala,



Panusunan Siregar





## Daftar Isi

Kata Pengantar.....	v
Daftar Isi.....	vii
Daftar Tabel.....	ix
Daftar Gambar.....	xi
Penjelasan.....	1
1.    Pendahuluan.....	3
2.    Ruang lingkup.....	3
3.    Konsep dan definsi.....	5
4.    Sumber data.....	5
Ringkasan.....	6
1.    Statistik ekspor.....	6
2.    Statistik impor.....	10
Tabel-tabel ekspor.....	13
Tabel-tabel impor.....	79



## **Daftar Tabel**

Tabel 1.1. Data Ekspor Asal Kalimantan Tengah Menurut Sektor, 2011-2012 .....	15
Tabel 1.2. Data Ekspor Asal Kalimantan Tengah Menurut Negara Tujuan, 2011-2012 .....	17
Tabel 1.3. Data Ekspor Kalimantan Tengah Menurut Pelabuhan Muat, 2011-2012 .....	19
Tabel 1.4. Data Ekspor Kalimantan Tengah Menurut Golongan Barang hs 2 Dijit, 2011-2012 .....	20
Tabel 1.5. Data Ekspor Asal Kalimantan Tengah Menurut Komoditas HS 2012, 2011-2012 .....	21
Tabel 1.6. Data Ekspor Asal Kalimantan Tengah Menurut Komoditi dan Negara Tujuan, 2011-2012 .....	25
Tabel 1.7. Data Ekspor Asal Kalimantan Tengah Menurut Negara Tujuan dan Komoditi HS 2012, 2011-2012 .....	37
Tabel 1.8. Data Ekspor Asal Kalimantan Tengah Menurut Komoditi HS 2012 dan Pelabuhan Muat, 2011-2012.....	47
Tabel 1.9. Data Ekspor Asal Kalimantan Tengah Menurut Pelabuhan Muat dan Komoditi HS 2012, 2011-2012.....	57
Tabel 1.10. Data Ekspor Kalimantan Tengah Menurut Golongan Barang SITC Grup, 2011-2012 .....	61
Tabel 1.11. Data Ekspor Kalimantan Tengah Menurut Negara Tujuan dan Golongan Barang SITC Grup 3 Dijit, 2011-2012 .....	64
Tabel 1.12. Data Ekspor Asal Kalimantan Tengah Menurut Pelabuhan Muat dan Golongan Barang SITC Grup 3 Dijit, 2011-2012.....	74
Tabel 2.1. Data Impor Kalimantan Tengah Menurut Golongan Barang Ekonomi, 2011-2012 .....	81
Tabel 2.2. Data Impor Kalimantan Tengah Menurut Asal Negara, 2011-2012 .....	82
Tabel 2.3. Data Impor Kalimantan Tengah Menurut Pelabuhan Bongkar, 2011-2012 .....	84
Tabel 2.4. Data Impor Kalimantan Tengah Menurut Komoditi Grup HS 2 Dijit, 2011-2012 .....	85
Tabel 2.5. Data Impor Kalimantan Tengah Menurut Komoditas HS 2012, 2011-2012 .....	87
Tabel 2.6. Data Impor Kalimantan Tengah Menurut Komoditi HS 2012 dan Negara Asal, 2011-2012.....	105
Tabel 2.7. Data Impor Kalimantan Tengah Menurut Negara Asal dan Komoditas HS 2012, 2011-2012 .....	150
Tabel 2.8. Data Impor Kalimantan Tengah Menurut Komoditi HS 2012 dan Pelabuhan Bongkar, 2011-2012 .....	169
Tabel 2.9. Data Impor Kalimantan Tengah Menurut Pelabuhan Bongkar dan Komoditas HS 2012, 2011-2012.....	214

Tabel 2.10.Data Impor Kalimantan Tengah Menurut SITC Grup 1,2,3 Dijit, 2011-2012 .....	234
Tabel 2.11.Data Impor Kalimantan Tengah Menurut Negara Asal dan SITC Grup 3 Dijit, 2011-2012.....	239
Tabel 2.12.Data Impor Kalimantan Tengah Menurut Pelabuhan Bongkar dan SITC Grup 3 Dijit, 2011-2012 .....	248

<http://kalteng.bps.go.id>

## **Daftar Gambar**

Gambar 1.	Persentase Komoditas Impor Utama Kalimantan Tengah, 2012.....	6
Gambar 2.	Persentase Tujuan Ekspor Asal Kalimantan Tengah Menurut Benua, 2012.....	7
Gambar 3.	Persentase Ekspor Asal Kalimantan Tengah Menurut Pelabuhan Muat, 2012.....	8
Gambar 4.	Persentase Ekspor Menurut Pelabuhan Kalimantan Tengah dan Luar Kalimantan Tengah, 2003-2012.....	8
Gambar 5.	Persentase Ekspor Menurut Tiga Komponen Utama, 2012.....	9
Gambar 6.	Perkembangan Impor Kalimantan Tengah, 2003-2012.....	10
Gambar 7.	Persentase Komoditas Impor Utama Kalimantan Tengah, 2012.....	12



# ***PENJELASAN***

<http://kaltengbps.go.id>





# **PENJELASAN**

## **1. PENDAHULUAN**

Dalam era globalisasi Indonesia tidak bisa lepas dari negara-negara lainnya. Sebagai suatu negara yang menganut ekonomi terbuka, ekspor impor barang dan jasa merupakan kegiatan yang sangat penting dan tidak terelakkan. Informasi ini berguna untuk melihat efisiensi dalam menjalankan aktivitas ekonomi. Banyak faktor yang menentukan besarnya ekspor impor antar negara, karena setiap waktu besarnya bisa berubah-ubah.

Tersedianya data statistik ekspor dan impor Provinsi Kalimantan Tengah yang berkualitas yaitu data statistik yang lengkap, akurat, mutakhir, dan berkesinambungan semakin penting dalam mendukung pembangunan di berbagai sektor perekonomian. Data tersebut diperlukan dalam rangka perencanaan, pemantauan, maupun evaluasi perkembangan perekonomian di wilayah itu. Dengan data tersebut diharapkan dapat memberikan gambaran potensi-potensi ekonomi yang ada di Kalimantan Tengah dan dapat dikembangkan untuk meningkatkan pertumbuhan ekonomi di Provinsi Kalimantan Tengah.

## **2. RUANG LINGKUP**

### **a. Statistik Ekspor menurut Provinsi Muat**

Statistik ekspor yang disajikan dalam publikasi ini meliputi ekspor menurut pelabuhan muat, menurut golongan barang (2 dan 10 digit HS) dan menurut negara tujuan. Pencatatan statistik ekspor Kalimantan Tengah meliputi seluruh barang yang ke luar dari wilayah

Republik Indonesia, baik yang bersifat komersial maupun bukan komersial seperti bantuan barang kredit lunak, hadiah dan sebagainya yang dimuat melalui pelabuhan-pelabuhan yang ada di Provinsi Kalimantan Tengah.

**b. Statistik Impor menurut Provinsi Bongkar**

Statistik impor yang disajikan dalam publikasi ini meliputi impor menurut golongan barang (2 dan 10 digit HS), menurut pelabuhan bongkar dan menurut negara asal. Pencatatan statistik impor Kalimantan Tengah meliputi seluruh barang dari luar wilayah Republik Indonesia yang langsung masuk ke pelabuhan-pelabuhan di wilayah Provinsi Kalimantan Tengah, baik yang bersifat komersial maupun bukan komersial.

**c. Statistik Ekspor menurut Provinsi Asal Barang**

Statistik ekspor yang disajikan dalam publikasi ini meliputi ekspor asal Provinsi Kalimantan Tengah menurut pelabuhan muat di seluruh Indonesia, menurut golongan barang (2 dan 10 digit HS) dan menurut negara tujuan. Pencatatan statistik ekspor Kalimantan Tengah meliputi seluruh barang yang ke luar dari wilayah Republik Indonesia, baik yang bersifat komersial maupun bukan komersial seperti bantuan barang kredit lunak, hadiah dan sebagainya yang dimuat melalui pelabuhan-pelabuhan yang ada di Provinsi Kalimantan Tengah.

### 3. KONSEP DAN DEFINISI

- Negara tujuan adalah negara dimana barang yang diekspor tersebut akan dikonsumsi/diperdagangkan.
- Negara asal adalah negara dimana barang-barang tersebut dihasilkan setelah diperiksa oleh pejabat Bea dan Cukai sesuai dengan peraturan yang berlaku.
- Pelabuhan ekspor adalah pelabuhan dimana surat izin muat tersebut dikeluarkan.
- *Bongkar* adalah pembongkaran barang dari kapal ke darat di pelabuhan pencatat (dari dalam atau luar negeri).
- *Muat* adalah pemuatan barang ke kapal untuk diangkut ke pelabuhan tujuan (baik dalam maupun luar negeri).
- *Datang* adalah penumpang yang datang/turun dari kapal di pelabuhan pencatat.
- *Berangkat* adalah penumpang yang berangkat/naik ke kapal di pelabuhan pencatat untuk diangkut ke pelabuhan tujuan.

### 4. SUMBER DATA

Data ekspor / impor dikumpulkan berdasarkan dokumen ekspor / Pemberitahuan Ekspor Barang (PEB) yang diisi oleh Eksporthir dan dokumen impor / Pemberitahuan Impor Barang (PIB) yang diisi oleh Importir yang telah diberikan ijin oleh Kantor Pelayanan Bea dan Cukai, dan selanjutnya melalui Bank Indonesia dikirim ke Bada Pusat Statistik.

# RINGKASAN

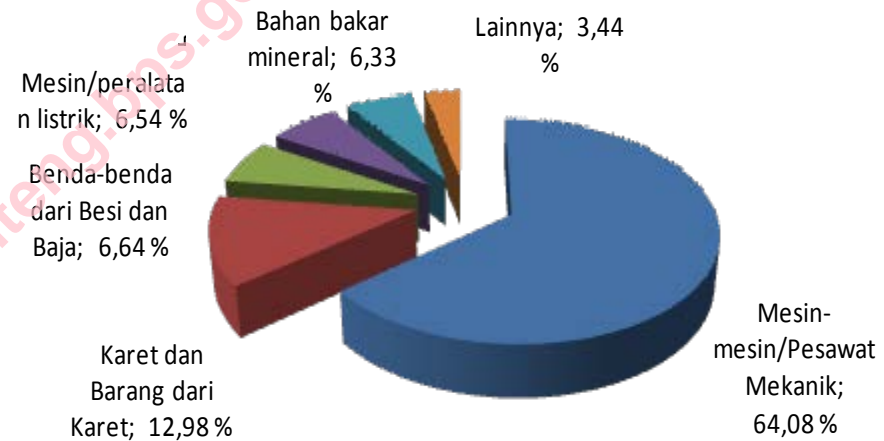
## 1. STATISTIK EKSPOR

### 1.1 Perkembangan Ekspor

Nilai ekspor Kalimantan Tengah berdasarkan Provinsi asal pada tahun 2012 sebesar US\$ 1.152.671.555,- dengan berat 6.001.105.001 kg. Nilai ekspor tahun 2012 mengalami penurunan sebesar 14,20 persen jika dibandingkan tahun 2011 yang mencapai US\$ 1.343.477.745,- dengan berat 4.202.950.881 kg.

Sejak tahun 2003 nilai ekspor Kalimantan Tengah terus mengalami peningkatan, kecuali pada tahun 2012 nilai ekspor Kalimantan Tengah mengalami penurunan 14,20 persen dibanding tahun sebelumnya. Peningkatan nilai ekspor yang cukup tinggi terjadi pada tahun 2010 yang mengalami kenaikan sebesar 118,42 persen dibandingkan ekspor tahun 2009.

**Gambar 1. Persentase Komoditas Impor Utama Kalimantan Tengah, 2012**



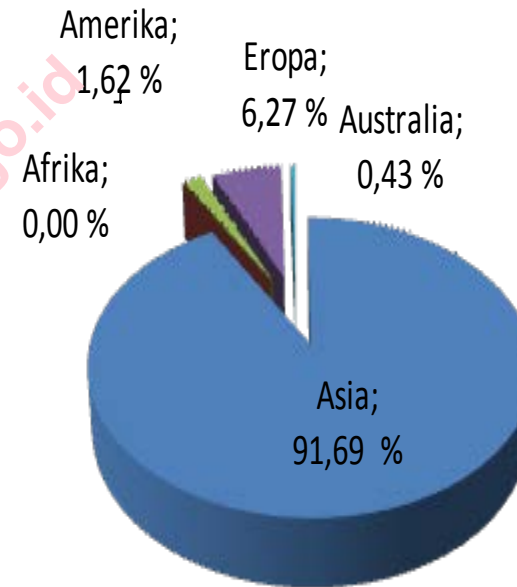
## 1.2. Negara Tujuan Ekspor

Jika dilihat dari ekspor barang yang berasal dari Kalimantan Tengah, negara tujuan ekspor masih didominasi ke negara-negara Asia senilai US\$ 1.056.831.069,- atau sebesar 91,69 persen dari keseluruhan total ekspor asal Kalimantan Tengah. Selebihnya diekspor ke negara-negara Eropa senilai US\$ 72.219.385,- (6,27 persen), negara-negara Amerika senilai US\$ 18.698.046,- (1,62 persen) dan negara-negara Australia senilai US\$ 4.919.880,- (0,43 persen).

Secara spesifik tiga negara tujuan ekspor utama barang asal Kalimantan Tengah adalah China sebesar US\$ 435.720.942,- atau sekitar 37,80 persen dari total ekspor asal Kalimantan Tengah.

Disusul ekspor ke Jepang sebesar US\$ 205.754.171,- (17,85 persen), Malaysia sebesar US\$ 136.553.614,- (11,85 persen)

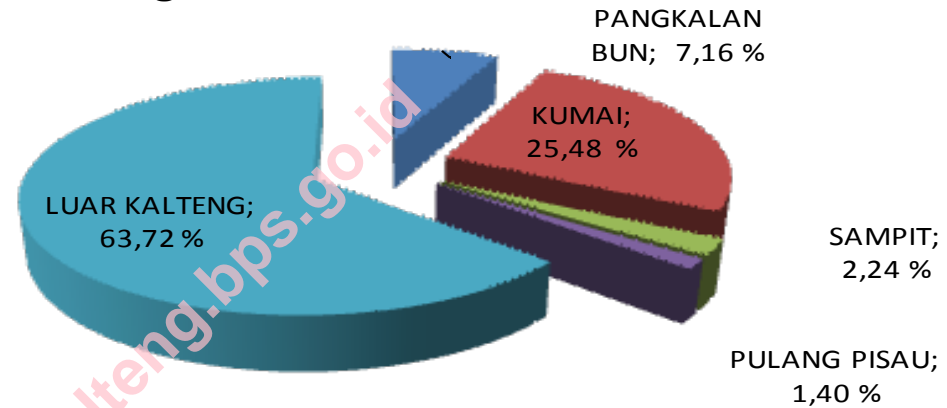
**Gambar 2. Persentase Tujuan Ekspor Asal Kalimantan Tengah Menurut Benua, 2012**



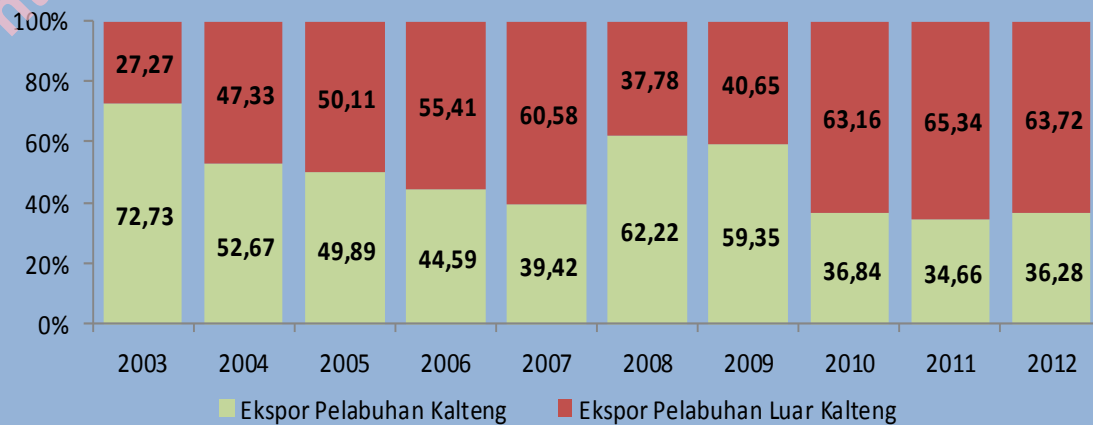
### 1.3. Ekspor Menurut Pelabuhan

Ekspor Kalimantan Tengah pada tahun 2012 dimuat melalui empat pelabuhan yang berada di wilayah Kalimantan Tengah yaitu pelabuhan Pangkalan Bun (Kotawaringin Barat) sebesar US\$ 82.523.213,- (7,16 persen), pelabuhan Kumai (Kotawaringin Barat) sebesar US\$ 293.682.520,- (25,48 persen), pelabuhan Sampit (Kotawaringin Timur) sebesar US\$ 25.805.057,- (2,24 persen) dan pelabuhan Pulang Pisau (Pulang Pisau) sebesar US\$ 16.138.073,- (1,40 persen). Sedangkan 63,72 persen ekspor Kalimantan Tengah dimuat melalui pelabuhan di luar wilayah Kalimantan Tengah.

**Gambar 3. Persentase Ekspor Asal Kalimantan Tengah Menurut Pelabuhan Muat, 2012**



**Gambar 4. Persentase Ekspor Menurut Pelabuhan Kalimantan Tengah dan Luar Kalimantan Tengah, 2003 - 2012**



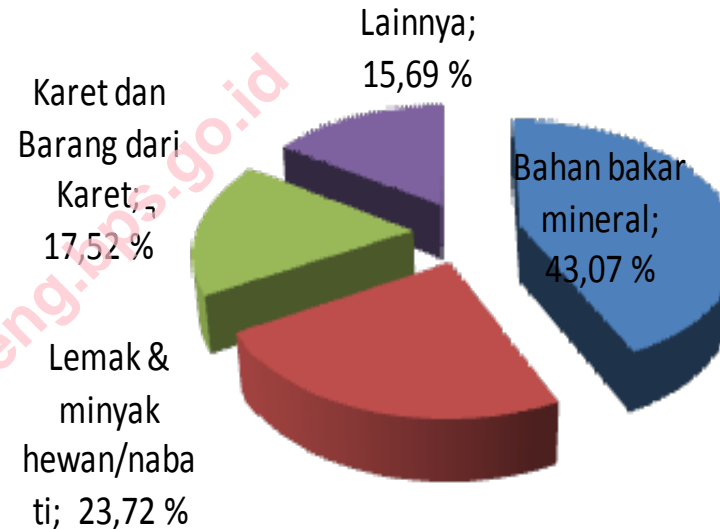


#### 1.4. Ekspor Menurut Komoditas

Ekspor barang yang berasal dari Kalimantan Tengah pada tahun 2012 sebesar US\$ 1.152.671.555,-. Ekspor barang yang berasal dari Kalimantan Tengah pada tahun 2012 didominasi oleh Bahan Bakar Mineral sebesar US\$ 496.490.699,- (43,07 persen), komoditas Lemak dan Minyak Hewan/Nabati sebesar US\$ 273.402.894,- (23,72 persen) dan komoditas Karet dan Barang dari Karet sebesar US\$ 201.913.798,- (17,52 persen). Ketiga komoditas tersebut mendominasi sekitar 84,31 persen dari total ekspor barang asal Kalimantan Tengah.

Jika dibandingkan dengan keadaan tahun 2011 ketiga komoditas yang mendominasi ekspor tersebut mengalami penurunan, Karet dan Barang dari Karet mengalami penurunan terbesar yaitu sebesar 38,86 persen dari US\$ 330.266.755,- pada tahun 2011 menjadi US\$ 201.913.798,- di tahun 2012. Komoditas Lemak dan Minyak Hewan/Nabati turun sebesar 18,56 persen dari US\$ 335.714.182,- pada tahun 2011 menjadi US\$ 273.402.894,- di tahun 2012. Komoditas Bahan Bakar Mineral turun sebesar 6,91 persen dari US\$ 533.326.016,- pada tahun 2011 menjadi US\$ 496.490.699,- di tahun 2012.

**Gambar 5. Persentase Ekspor Menurut Tiga Komoditas Utama, 2012**

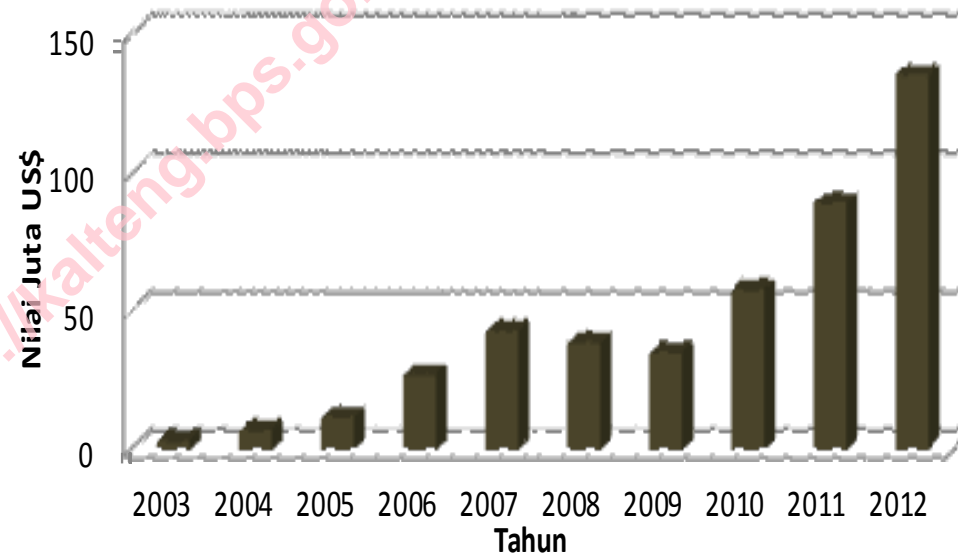


## 2. STATISTIK IMPOR

### 2.1. Perkembangan Impor

Nilai impor Kalimantan Tengah tahun 2012 sebesar US\$ 134.999.326,- dengan berat 42.319.739 kg. Nilai impor tahun 2012 mengalami peningkatan sebesar 52,04 persen jika dibandingkan tahun 2011 yang mencapai US\$ 88.789.814,- dengan berat 55.764.485 kg. Nilai impor Kalimantan Tengah sejak tahun 2003 hingga tahun 2007 terus mengalami peningkatan, kecuali pada tahun 2008 dan 2009, impor Kalimantan Tengah mengalami penurunan. Tahun 2008 impor mengalami penurunan nilai sebesar 9,7 persen dibandingkan tahun 2007 yang nilainya turun dari US\$ 42.738.632,- menjadi US\$ 38.592.957,-.

**Gambar 6. Perkembangan Impor Kalimantan Tengah, 2003 - 2012**



## **2.2. Impor menurut Negara Asal**

Sebagian besar impor yang melalui pelabuhan-pelabuhan di Kalimantan Tengah tahun 2012 berasal negara Malaysia yaitu senilai US\$ 81.008.008,- atau sekitar 60,00 persen dari keseluruhan nilai impor. Negara asal impor lainnya diantaranya adalah Jerman sebesar US\$ 32.632.691,- (24,17 persen), Singapura sebesar US\$ 13.233.386,- (9,80 persen) dan China senilai US\$ 6.341.108,- (4,70 persen).

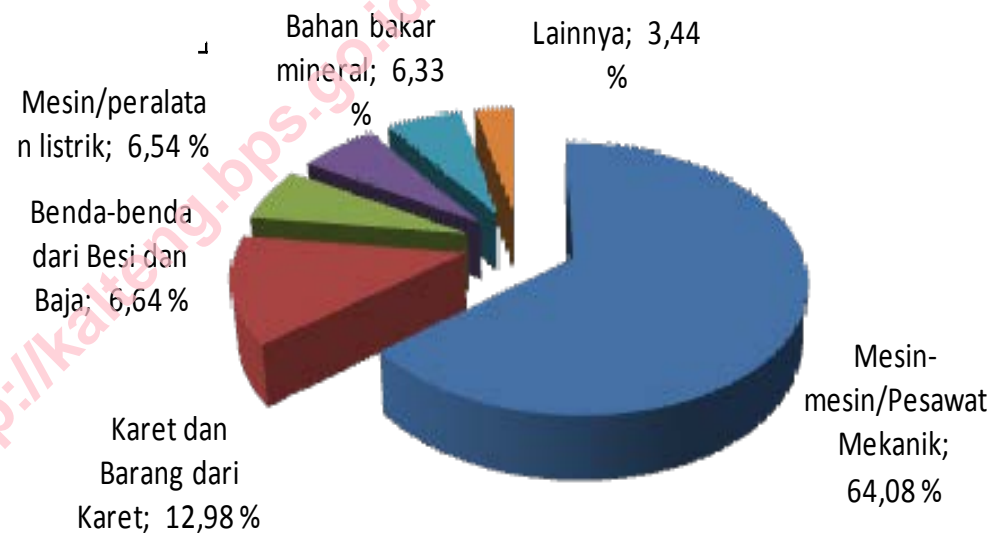
## **2.3. Impor Menurut Pelabuhan**

Impor pada tahun 2011 dimuat melalui pelabuhan Sampit (Kotawaringin Timur) sebesar US\$ 58.033.088,- (42,99 persen), pelabuhan Pulang Pisau (Pulang Pisau) sebesar US\$ 51.038.216,- (37,81 persen) dan pelabuhan Kumai (Kotawaringin Barat) sebesar US\$ 25.928.102,- (19,21 persen).

## 2.4. Komoditas Impor

Komoditas yang diimpor melalui pelabuhan di Kalimantan Tengah pada tahun 2012 didominasi oleh mesin/pesawat mekanik senilai US\$ 86.509.232,- (64,08 persen). Komoditas impor utama lainnya diantaranya karet dan barang dari karet senilai US\$ 17.517.655,- (12,98 persen), benda-benda dari besi dan baja senilai US\$ 8.957.491,- (6,64 persen), mesin/peralatan listrik senilai US\$ 8.824.502,- (6,54 persen) dan bahan bakar mineral sebesar US\$ 8.551.728,- (6,33 persen).

**Gambar 7. Persentase Komoditas Impor Utama Kalimantan Tengah, 2012**



***TABEL-TABEL EKSPOR***

<http://kalteng.bps.go.id>



**TABEL 1.1. DATA EKSPOR ASAL KALIMANTAN TENGAH MENURUT SEKTOR, 2011-2012**

SEKTOR / URAIAN BARANG	2011		2012		% PERUBAHAN	
	BERAT KG	NILAI US\$	BERAT KG	NILAI US\$	BERAT	NILAI
(1)	(2)	(3)	(4)	(5)	(6)	(7)
<b>TOTAL SEKTOR PERTANIAN</b>	<b>8.109.852</b>	<b>2.293.474</b>	<b>9.699.318</b>	<b>1.765.734</b>	<b>19,60</b>	<b>-23,01</b>
<b>KARET ALAM</b>	<b>493.952</b>	<b>1.329.125</b>	<b>473.000</b>	<b>1.154.500</b>	<b>-4,24</b>	<b>-13,14</b>
<b>IKAN DAN LAIN-LAIN</b>	<b>179</b>	<b>8.618</b>	<b>168</b>	<b>4.095</b>	<b>-6,15</b>	<b>-52,48</b>
-IKAN LAINNYA	179	8.618	168	4.095	-6,15	-52,48
<b>TANAMAN OBAT</b>	<b>538.725</b>	<b>146.964</b>	<b>189.660</b>	<b>26.328</b>	<b>-64,79</b>	<b>-82,09</b>
<b>BAHAN NABATI LAINNYA</b>	<b>454.540</b>	<b>504.055</b>	<b>81.200</b>	<b>73.080</b>	<b>-82,14</b>	<b>-85,50</b>
-GANGGANG LAUT	454.540	504.055	81.200	73.080	-82,14	-85,50
<b>HASIL PERTANIAN LAINNYA</b>	<b>6.622.456</b>	<b>304.712</b>	<b>8.955.290</b>	<b>507.731</b>	<b>35,23</b>	<b>66,63</b>
-LAINNYA	6.622.456	304.712	8.955.290	507.731	35,23	66,63
<b>TOTAL SEKTOR INDUSTRI</b>	<b>538.722.589</b>	<b>773.135.339</b>	<b>495.695.572</b>	<b>569.649.024</b>	<b>-7,99</b>	<b>-26,32</b>
<b>KAYU OLAHAN</b>	<b>83.708.377</b>	<b>84.333.730</b>	<b>77.662.879</b>	<b>79.574.098</b>	<b>-7,22</b>	<b>-5,64</b>
-KAYU LAPIS	78.637.382	80.116.334	74.452.702	74.697.652	-5,32	-6,76
-KAYU GERGAJIAN	531.069	279.664	358.851	262.599	-32,43	-6,10
-KAYU OLAHAN LAIN	4.539.926	3.937.732	2.851.326	4.613.847	-37,19	17,17
<b>BARANG DARI LOGAM TIDAK MULIA</b>	<b>-</b>	<b>-</b>	<b>23.040</b>	<b>1.394</b>	<b>-</b>	<b>-</b>
-BESI/BAJA	-	-	23.040	1.394	-	-
<b>TEKSTIL</b>	<b>1.423</b>	<b>50.140</b>	<b>-</b>	<b>-</b>	<b>-100,00</b>	<b>-100,00</b>
-PAKAIAN JADI	1.365	50.080	-	-	-100,00	-100,00
-TEKSTIL LAINNYA	58	60	-	-	-100,00	-100,00
<b>KARET ALAM OLAHAN</b>	<b>71.212.334</b>	<b>328.937.630</b>	<b>62.631.240</b>	<b>200.759.298</b>	<b>-12,05</b>	<b>-38,97</b>
-BARANG DARI KARET	-	-	6.511.680	20.486.729	-	-
-CRUMB RUBBER	71.212.334	328.937.630	56.119.560	180.272.569	-21,19	-45,20



**LANJUTAN TABEL 1.1. DATA EKSPOR KALIMANTAN TENGAH MENURUT SEKTOR, 2011-2012**

SEKTOR / URAIAN BARANG	2011		2012		% PERUBAHAN	
	BERAT KG	NILAI US\$	BERAT KG	NILAI US\$	BERAT	NILAI
(1)	(2)	(3)	(4)	(5)	(6)	(7)
<b>MAKANAN TERNAK</b>	<b>43.759.515</b>	<b>4.950.949</b>	<b>52.643.571</b>	<b>5.796.138</b>	<b>20,30</b>	<b>17,07</b>
-LAINNYA	43.759.515	4.950.949	52.643.571	5.796.138	20,30	17,07
<b>ROTAN OLAHAN</b>	<b>7.897.574</b>	<b>7.148.949</b>	-	-	<b>-100,00</b>	<b>-100,00</b>
<b>MINYAK NABATI</b>	<b>317.740.647</b>	<b>335.647.865</b>	<b>289.712.952</b>	<b>273.367.359</b>	<b>-8,82</b>	<b>-18,56</b>
-MINYAK KELAPA SAWIT	288.390.901	301.077.270	273.113.018	256.847.181	-5,30	-14,69
-MINYAK BIJI KELAPA SAWIT	17.349.782	20.975.656	3.499.934	3.795.678	-79,83	-81,90
-MINYAK NABATI LAIN	11.999.964	13.594.939	13.100.000	12.724.500	9,17	-6,40
<b>ASAM BERLEMAK</b>	<b>14.060.561</b>	<b>11.496.164</b>	<b>12.909.870</b>	<b>10.043.324</b>	<b>-8,18</b>	<b>-12,64</b>
-ASAM BERLEMAK LAIN	14.060.561	11.496.164	12.909.870	10.043.324	-8,18	-12,64
<b>MEUBEL DAN BAGIAN-BAGIANNYA</b>	<b>484</b>	<b>497</b>	-	-	<b>-100,00</b>	<b>-100,00</b>
-DARI BAHAN LAINNYA	484	497	-	-	-100,00	-100,00
<b>KERTAS DAN BARANG DARI KERTAS</b>	<b>325</b>	<b>4.293</b>	-	-	<b>-100,00</b>	<b>-100,00</b>
<b>INDUSTRI LAINNYA</b>	<b>341.349</b>	<b>565.122</b>	<b>112.020</b>	<b>107.413</b>	<b>-67,18</b>	<b>-80,99</b>
-PETI KEMAS	3.400	65.055	-	-	-100,00	-100,00
-KOMPUTER DAN BAGIANNYA	8	112	-	-	-100,00	-100,00
-SUKU CADANG MESIN	22.000	257.238	-	-	-100,00	-100,00
-SUKU CADANG KENDARAAN	-	-	2.750	18.871	-	-
-INDUSTRI LAINNYA	315.941	242.717	109.270	88.542	-65,41	-63,52
<b>TOTAL SEKTOR PERTAMBANGAN</b>	<b>3.656.118.440</b>	<b>568.048.932</b>	<b>5.495.710.111</b>	<b>581.256.797</b>	<b>50,32</b>	<b>2,33</b>
<b>BAUKSIT</b>	<b>104.974.000</b>	<b>1.574.610</b>	<b>779.469.860</b>	<b>11.689.764</b>	<b>642,54</b>	<b>642,39</b>
<b>BATU BARA</b>	<b>2.848.933.690</b>	<b>533.326.016</b>	<b>3.746.871.788</b>	<b>496.490.699</b>	<b>31,52</b>	<b>-6,91</b>
<b>PASIR ALAM</b>	<b>10.000</b>	<b>2.550</b>	-	-	<b>-100,00</b>	<b>-100,00</b>
<b>HASIL TAMBANG LAIN</b>	<b>702.200.750</b>	<b>33.145.756</b>	<b>969.368.463</b>	<b>73.076.334</b>	<b>38,05</b>	<b>120,47</b>
<b>TOTAL EKSPOR</b>	<b>4.202.950.881</b>	<b>1.343.477.745</b>	<b>6.001.105.001</b>	<b>1.152.671.555</b>	<b>42,78</b>	<b>-14,20</b>

**TABEL 1.2. DATA EKSPOR ASAL KALIMANTAN TENGAH MENURUT NEGARA TUJUAN, 2011-2012**

NEGARA TUJUAN	2011		2012		% PERUBAHAN	
	BERAT KG	NILAI US\$	BERAT KG	NILAI US\$	BERAT	NILAI
(1)	(2)	(3)	(4)	(5)	(6)	(7)
111 Jepang	1.020.949.358	279.433.863	1.138.534.311	205.754.171	11,52	-26,37
112 Hongkong	83.732	43.261	931.000	465.500	1.011,88	976,03
114 Korea Selatan	7.645.959	24.982.457	34.243.213	17.708.241	347,86	-29,12
115 Taiwan	223.099.233	44.940.802	184.467.989	36.949.056	-17,32	-17,78
116 China	1.699.788.788	296.776.289	3.395.992.365	435.720.942	99,79	46,82
121 Thailand	13.305.203	1.260.507	186.453.302	15.779.855	1.301,36	1.151,87
122 Singapura	53.020.119	53.734.210	45.216.797	41.845.777	-14,72	-22,12
123 Philipina	100.611.146	10.720.683	128.461.207	12.118.131	27,68	13,04
124 Malaysia	311.214.041	259.642.384	137.132.680	136.553.614	-55,94	-47,41
127 Brunei Darussalam	333	4.405	-	-	-100,00	-100,00
131 Viet Nam	126.163.241	18.990.825	97.372.896	18.021.263	-22,82	-5,11
133 India	290.957.830	72.396.587	413.223.623	81.987.117	42,02	13,25
134 Pakistan	303.350	877.063	699.320	627.204	126,79	-28,49
135 Bangladesh	8.400.000	9.269.000	-	-	-100,00	-100,00
142 Iran	1.955.517	8.909.186	1.391.040	3.781.345	-28,87	-57,56
143 Saudi Arabia	12.345.145	11.774.016	20.743.348	20.517.192	68,03	74,26
145 Kuwait	-	-	624.400	670.530	-	-
152 Oman	6.960.400	6.993.104	10.205.350	10.892.686	46,62	55,76
154 Turki	158.918.686	37.879.336	41.848.000	6.486.440	-73,67	-82,88
155 Uni Emirat Arab	9.947.820	9.301.374	9.974.560	9.813.694	0,27	5,51
156 Qatar	1.126.090	1.155.555	1.090.500	1.138.311	-3,16	-1,49
211 Mesir	6.225	5.603	-	-	-100,00	-100,00
212 Libya	48.060	18.021	25.410	3.175	-47,13	-82,38
216 Sudan	29.200	4.088	-	-	-100,00	-100,00
237 Nigeria	37.700	7.110	-	-	-100,00	-100,00
261 Afrika Selatan	3.060.386	3.682.138	-	-	-100,00	-100,00

**LANJUTAN TABEL 1.2. DATA EKSPOR ASAL KALIMANTAN TENGAH MENURUT NEGARA TUJUAN, 2011-2012**

NEGARA TUJUAN	2011		2012		% PERUBAHAN	
	BERAT KG	NILAI US\$	BERAT KG	NILAI US\$	BERAT	NILAI
(1)	(2)	(3)	(4)	(5)	(6)	(7)
311 Australia	490.790	2.350.278	1.553.993	4.919.880	216,63	109,33
322 Kaledonia Baru	17.808	47.459	-	-	-100,00	-100,00
411 Amerika Serikat	5.321.070	24.071.080	4.994.422	15.296.111	-6,14	-36,45
412 Kanada	756.699	3.544.939	925.427	2.981.650	22,30	-15,89
421 Meksiko	544.320	2.478.682	-	-	-100,00	-100,00
431 Chili	-	-	100.800	362.840	-	-
433 Argentina	100.800	418.391	-	-	-100,00	-100,00
434 Brazil	1.758.958	8.213.932	20.160	57.445	-98,85	-99,30
435 Colombia	161.279	731.757	-	-	-100,00	-100,00
442 Peru	100.800	378.000	-	-	-100,00	-100,00
511 Inggris	287.280	1.312.405	362.880	1.062.326	26,32	-19,06
512 Belanda	5.521.400	21.428.486	2.507.143	4.751.258	-54,59	-77,83
513 Perancis	1.471.911	6.739.675	612.360	1.993.881	-58,40	-70,42
514 Jerman	37.046.993	24.180.045	44.560.055	16.392.886	20,28	-32,20
516 Belgia	11.420.926	17.269.263	9.284.110	14.438.522	-18,71	-16,39
521 Denmark	2	4	-	-	-100,00	-100,00
524 Finlandia	8.668.800	41.075.976	3.064.320	10.123.284	-64,65	-75,35
526 Italia	296.203	1.493.518	90.720	293.851	-69,37	-80,32
527 Spanyol	1.360.800	6.217.607	498.960	1.674.882	-63,33	-73,06
543 Polandia	136.080	563.881	90.720	307.752	-33,33	-45,42
544 Rumania	703.080	3.304.455	865.620	2.636.028	23,12	-20,23
557 Ukraina	75.250.000	17.533.250	81.430.000	13.435.950	8,21	-23,37
559 Lithuania	1.229.760	5.907.424	-	-	-100,00	-100,00
560 Latvia	322.560	1.415.371	524.160	1.762.821	62,50	24,55
572 Fed Russia	-	-	987.840	3.345.944	-	-
<b>TOTAL EKSPOR</b>	<b>4.202.950.881</b>	<b>1.343.477.745</b>	<b>6.001.105.001</b>	<b>1.152.671.555</b>	<b>42,78</b>	<b>-14,20</b>

**TABEL 1.3. DATA EKSPOR KALIMANTAN TENGAH MENURUT PELABUHAN MUAT, 2011-2012**

PELABUHAN MUAT	2011		2012		% PERUBAHAN	
	BERAT KG	NILAI US\$	BERAT KG	NILAI US\$	BERAT	NILAI
(1)	(2)	(3)	(4)	(5)	(6)	(7)
273 PEKAN BARU	-	-	2.750	18.871	-	-
431 TANJUNG PRIOK	276.806	553.458	1.555.379	3.606.123	461,90	551,56
434 SOEKARNO-HATTA (U)	1.732	57.558	-	-	-100,00	-100,00
494 TANJUNG EMAS	-	-	479.660	791.449	-	-
563 TANJUNG PERAK	88.101.481	333.355.589	91.287.400	224.361.452	3,62	-32,70
743 PANGKALAN BUN	237.518.896	104.216.190	84.089.475	82.523.213	-64,60	-20,82
744 KUMAI	835.861.049	298.928.978	1.147.244.069	293.682.520	37,25	-1,76
746 SAMPIT	258.350.726	61.700.069	885.150.336	25.805.057	242,62	-58,18
750 PULANG PISAU	7.535.146	831.759	177.209.883	16.138.073	2.251,78	1.840,23
771 BANJARMASIN	2.457.620.045	486.852.646	2.903.939.049	432.812.736	18,16	-11,10
773 KOTABARU	317.685.000	56.981.498	710.147.000	72.932.061	123,54	27,99
<b>TOTAL EKSPOR</b>	<b>4.202.950.881</b>	<b>1.343.477.745</b>	<b>6.001.105.001</b>	<b>1.152.671.555</b>	<b>42,78</b>	<b>-14,20</b>

**TABEL 1.4. DATA EKSPOR KALIMANTAN TENGAH MENURUT GOLONGAN BARANG HS 2 DIJIT, 2011-2012**

GOLONGAN BARANG HS 2 DIJIT	2011		2012		% PERUBAHAN	
	BERAT KG	NILAI US\$	BERAT KG	NILAI US\$	BERAT	NILAI
(1)	(2)	(3)	(4)	(5)	(6)	(7)
03 Ikan dan Udang	179	8.618	168	4.095	-6,15	-52,48
12 Biji-bijian berminyak	995.912	652.444	275.360	109.158	-72,35	-83,27
14 Bahan nabati untuk anyam-anyaman	14.520.030	7.453.661	8.955.290	507.731	-38,32	-93,19
15 Lemak & minyak hewan/nabati	317.867.557	335.714.182	239.785.472	273.402.894	-8,83	-18,56
23 Ampas/Sisa Industri Makanan	43.756.868	4.949.524	52.639.071	5.786.388	20,30	16,91
25 Garam, Belerang, Kapur	10.000	2.550	-	-	-100,00	-100,00
26 Bijih, Kerak, dan Abu logam	807.174.750	34.720.366	1.748.838.323	84.766.098	116,66	144,14
27 Bahan bakar mineral	2.848.933.690	533.326.016	3.746.871.788	496.490.699	31,52	-6,91
38 Berbagai produk kimia	14.060.561	11.496.164	12.909.870	10.043.324	-8,18	-12,64
40 Karet dan Barang dari Karet	71.706.286	330.266.755	63.104.240	201.913.798	-12,00	-38,86
44 Kayu, Barang dari Kayu	83.875.252	84.385.621	77.684.379	79.574.105	-7,38	-5,70
48 Kertas/Karton	325	4.293	-	-	-100,00	-100,00
62 Pakaian jadi bukan rajutan	1.365	50.080	-	-	-100,00	-100,00
63 Kain perca	58	60	-	-	-100,00	-100,00
68 Benda-benda dari Batu, Gips, dan Sem	-	-	15.000	3.000	-	-
73 Benda-benda dari Besi dan Baja	-	-	23.040	1.394	-	-
84 Mesin-mesin/Pesawat Mekanik	26.356	334.400	250	50.000	-99,05	-85,05
86 Lokomotif dan Peralatan Kereta Api	3.400	65.055	-	-	-100,00	-100,00
87 Kendaraan dan Bagiannya	-	-	2.750	18.871	-	-
94 Perabot, penerangan rumah	18.292	47.956	-	-	-100,00	-100,00
<b>TOTAL EKSPOR</b>	<b>4.202.950.881</b>	<b>1.343.477.745</b>	<b>6.001.105.001</b>	<b>1.152.671.555</b>	<b>42,78</b>	<b>-14,20</b>

**TABEL 1.5. DATA EKSPOR ASAL KALIMANTAN TENGAH MENURUT KOMODITAS HS 2012, 2011-2012**

KODE HS / KOMODITI HS 2012	2011		2012		% PERUBAHAN	
	BERAT KG	NILAI US\$	BERAT KG	NILAI US\$	BERAT	NILAI
(1)	(2)	(3)	(4)	(5)	(6)	(7)
0301111000 Live freshwater ornamental fish, fry	-	-	38	943	-	-
0301119100 Koi carp (Cyprinus carpio)	34	3.073	-	-	-100,00	-100,00
0301994090 Other freshwater fish	145	5.545	130	3.152	-10,34	-43,16
1211901400 Other plants, in cut,crushed or powdered form, used for pharmacy, fresh/drie	437.965	106.833	-	-	-100,00	-100,00
1211909500 Agarwood (gaharu) chips, fresh/dried	52.700	22.110	-	-	-100,00	-100,00
1211909900 Oth plants&parts of plants, not forpharmacy, not cut,crushed/powdered for	48.060	18.021	189.660	26.328	294,63	46,10
1212291900 Seaweeds & oth algae,fresh,chilled/dried used in dyeing,tanning,perfumery	454.540	504.055	81.200	73.080	-82,14	-85,50
1214900000 Other forage products,whether/not in forof pellets,oth than lucerne (alfalfa)	2.647	1.425	4.500	9.750	70,00	584,21
1401201100 Raw whole rattans used primarily forplaiting, cleaned, bleached/dyed	7.897.574	7.148.949	-	-	-100,00	-100,00
1404909000 Oth vegetable prodcts not used primarilyin tanning/dyeing, nes	6.622.456	304.712	8.955.290	507.731	35,23	66,63
1511100000 Crude palm oil	170.001.616	185.804.462	71.726.306	72.919.070	-57,81	-60,75
1511909110 Solid fractions of refined palm oil,packing of a net weight_20kg	118.389.285	115.272.808	5.000.000	4.975.000	-95,78	-95,68
1511909190 Solid fractions of refined palm oil,packing of a net weight>20kg	-	-	24.100.000	24.253.000	-	-
1511909900 Unsolid fractions of refined palm oil,packing net weight>20kg	-	-	172.286.712	154.700.111	-	-
1513191000 Fractions of unrefined coconut oil, notchemically modified	11.999.964	13.594.939	-	-	-100,00	-100,00
1513211000 Crude oil of palm kernel	17.349.782	20.975.656	3.499.934	3.795.678	-79,83	-81,90
1516202120 Hydrogenated fats in flakes of palmolein	-	-	3.500.000	3.412.500	-	-
1516202130 Hydrogenated fats in flakes of palmstearin	-	-	9.600.000	9.312.000	-	-
1522009000 Residues resulting from the treatment offatty substan or animal/vegetable wa	126.910	66.317	72.520	35.535	-42,86	-46,42
2306600000 Oil-cake and other solid residues ofpalm nuts or kernels	43.756.868	4.949.524	52.639.071	5.786.388	20,30	16,91

**LANJUTAN TABEL 1.5. DATA EKSPOR ASAL KALIMANTAN TENGAH MENURUT KOMODITAS HS 2012, 2011-2012**

KODE HS / KOMODITI HS 2012	2011		2012		% PERUBAHAN	
	BERAT KG	NILAI US\$	BERAT KG	NILAI US\$	BERAT	NILAI
(1)	(2)	(3)	(4)	(5)	(6)	(7)
2505100000 Silica sands and quartz sands	10.000	2.550	-	-	-100,00	-100,00
2601110000 Iron ores and concentrates, other than roasted iron pyrites :non agglomerated	673.149.000	21.100.695	893.817.514	23.055.766	32,78	9,27
2606000000 Aluminium ores and concentrates	104.974.000	1.574.610	779.469.860	11.689.764	642,54	642,39
2614001000 Titanium ores and concentrates, ilmenite ores and concentrates	378.000	54.950	4.138.000	613.410	994,71	1.016,31
2615100000 Zirconium ores and concentrates	28.673.750	11.990.111	71.412.949	49.407.158	149,05	312,07
2701121000 Bituminous coal: coking coal	169.974.484	13.415.954	174.947.777	24.064.916	2,93	79,38
2701129000 Bituminous coal: not coking coal	-	-	190.007.430	16.363.357	-	-
2701190000 Other coal, whether or not pulverised but not agglomerated	2.678.959.206	519.910.062	3.381.916.581	456.062.426	26,24	-12,28
3823191000 Acids oil from refining	12.499.878	10.739.086	1.005.030	613.855	-91,96	-94,28
3823199000 Oth industrial monocarboxylic fatty acid	1.560.683	757.078	11.904.840	9.429.469	662,80	1.145,51
4001221000 Technically Specified Natural Rubber(TSNR) 10	1.612.800	7.476.347	80.640	285.318	-95,00	-96,18
4001222000 Technically Specified Natural Rubber(TSNR) 20	69.599.534	321.461.283	56.038.920	179.987.251	-19,48	-44,01
4001301900 Jelutong in other forms	493.952	1.329.125	473.000	1.154.500	-4,24	-13,14
4005919000 Other compounded rubber, unvulcanised, in plates, sheets, & strip	-	-	1.209.600	3.609.144	-	-
4005999000 Other compounded rubber, unvulcanised, in other form	-	-	5.302.080	16.877.585	-	-
4402901000 Oth than wood charcoal (including shell or nut charcoal), of bamboo	166.875	51.891	-	-	-100,00	-100,00
4402909000 Oth wood charcoal (including shell or nut charcoal), of coconut shell	-	-	21.500	7	-	-
4407251100 Wood sawn/chipped of a thick > 6mm. of dark & light red meranti, Sanded/ end j	440.950	237.655	191.528	130.001	-56,56	-45,30
4407251900 Wood sawn/chipped of a thick > 6mm. of dark & light red meranti, Sanded/ end-	-	-	90.110	50.061	-	-
4407261000 Wood sawn/ chipped of a thick > 6mm. of White Lauan, Seraya, yellow meranti	-	-	1.383	1.799	-	-



**LANJUTAN TABEL 1.5. DATA EKSPOR ASAL KALIMANTAN TENGAH MENURUT KOMODITAS HS 2012, 2011-2012**

KODE HS / KOMODITI HS 2012	2011		2012		% PERUBAHAN	
	BERAT KG	NILAI US\$	BERAT KG	NILAI US\$	BERAT	NILAI
(1)	(2)	(3)	(4)	(5)	(6)	(7)
4407293100 Wood sawn/ chipped of a thick > 6 mm.ofKempas,Planed sanded or end-jointed	17.337	7.852	-	-	-100,00	-100,00
4407294100 Wood sawn/ chipped of a thick > 6 mm.ofKeruing,Planed,sanded or end jointed	9.744	5.407	-	-	-100,00	-100,00
4407297100 Wood sawn/ chipped of a thick > 6 mm.ofBalau,Sanded or end-jointed	59.833	27.018	-	-	-100,00	-100,00
4407299300 Oth sanded or end jointed&of a thick> 6 mm jongkok & merbau	3.205	1.732	-	-	-100,00	-100,00
4409100000 Coniferous wood cotinuously shapedalong any of its edgee,ends/faces	-	-	11.856	4.576	-	-
4409290000 Oth non coniferous oth teak stripsfriezes for parquet flooring	4.290.909	3.175.737	1.353.610	1.104.453	-68,45	-65,22
4412310000 Oth plywood,consisting solaly <6mmthinkness w/ at least one outer	21.987.558	20.396.147	15.612.626	14.345.055	-28,99	-29,67
4412390000 Oth plywood consisting solely of sheetsof wood of each thick < 6 mm	28.514.090	29.142.252	38.128.961	40.189.960	33,72	37,91
4412940000 Oth plywood,veneered panels&similar wood of blockboard,laminboard&battenboard	1.738.551	2.312.213	876.195	1.200.158	-49,60	-48,09
4412990010 Veneered panels&similar w/at least oneother wood	26.397.183	28.265.722	220.000	210.320	-99,17	-99,26
4412990090 Veneered panels&similar w/at least oneother wood	-	-	19.614.920	18.752.159	-	-
4413000000 Densified wood, in blocks,plates,stripsof profile shapes.	-	-	75.830	80.738	-	-
4414000000 Wooden frames for paintings, photographs mirrors or similar objects.	4.849	17.608	6.311	29.270	30,15	66,23
4417001000 Tools,tool bodies,tool handles,broom orbrush bodies & handles, of wood	151.678	367.033	-	-	-100,00	-100,00
4417009000 Oth Tools,tool bodies,tool handles,broom or brush bodies & handles, of wood	-	-	1.235.152	2.844.910	-	-
4419000000 Tableware and kitchenware, of wood.	59.500	282.071	-	-	-100,00	-100,00
4420100000 Statuettes & oth ornaments, of wood	-	-	8.500	2.779	-	-
4420909000 Oth wood marquetry and inlaid,casket and similar articles of wood	32.990	95.283	235.897	627.859	615,06	558,94
4820900000 Other exercise book,binders,manifold,albums	325	4.293	-	-	-100,00	-100,00
6201930000 Men's/boys' wind-cheaters,wind-jacketsof man-made fibr oth thn of head 6203	1.365	50.080	-	-	-100,00	-100,00

**LANJUTAN TABEL 1.5. DATA EKSPOR ASAL KALIMANTAN TENGAH MENURUT KOMODITAS HS 2012, 2011-2012**

KODE HS / KOMODITI HS 2012	2011		2012		% PERUBAHAN	
	BERAT KG	NILAI US\$	BERAT KG	NILAI US\$	BERAT	NILAI
(1)	(2)	(3)	(4)	(5)	(6)	(7)
6303191000 Curtains (inc drapes) & int blinds/bedvalances of cotton, knitted/crchtd	58	60	-	-	-100,00	-100,00
6802299000 Monumental/building stone of oth stone, simply cut/sawn with a flat surface	-	-	15.000	3.000	-	-
7308409000 Other equipment for scaffolding, shuttering, propping or pit propping	-	-	23.040	1.394	-	-
8406900000 Part of turbines for marine propulsion	-	-	250	50.000	-	-
8431430000 Parts of boring/sinking machinery of subhead 8430.41/8430.49	22.000	257.238	-	-	-100,00	-100,00
8466929000 Parts & acces suitable for machof otherheading 84.65	798	25.079	-	-	-100,00	-100,00
8471704000 Optical disk drives, including cd-romdrives, dvd drives & cd-r drives	8	112	-	-	-100,00	-100,00
8474101000 Sorting, screening, separating/washing machines, electrically operated	3.550	51.971	-	-	-100,00	-100,00
8609000090 Container of oth material, design&equip for carriage by one/more mode transport	3.400	65.055	-	-	-100,00	-100,00
8708919900 Parts of radiators for vehicles of person; goods; special purpose	-	-	2.750	18.871	-	-
9403201000 Oth metal furniture, fume cupboards	167	172	-	-	-100,00	-100,00
9403601000 Oth wooden furniture, fume cupboard	317	325	-	-	-100,00	-100,00
9406009200 Other prefabricated buildings of wood	17.808	47.459	-	-	-100,00	-100,00
<b>TOTAL EKSPOR</b>	<b>4.202.950.881</b>	<b>1.343.477.745</b>	<b>6.001.105.001</b>	<b>1.152.671.555</b>	<b>42,78</b>	<b>-14,20</b>

**TABEL 1.6. DATA EKSPOR ASAL KALIMANTAN TENGAH MENURUT KOMODITI DAN NEGARA TUJUAN, 2011-2012**

KOMODITI HS 2012 / NEGARA TUJUAN	2011		2012		% PERUBAHAN	
	BERAT KG	NILAI US\$	BERAT KG	NILAI US\$	BERAT	NILAI
(1)	(2)	(3)	(4)	(5)	(6)	(7)
<b>0301111000 Live freshwater ornamental fish, fry</b>	-	-	<b>38</b>	<b>943</b>	-	-
122 Singapura	-	-	38	943	-	-
<b>0301119100 Koi carp (Cyprinus carpio)</b>	<b>34</b>	<b>3.073</b>	-	-	<b>-100,00</b>	<b>-100,00</b>
122 Singapura	34	3.073	-	-	-100,00	-100,00
<b>0301994090 Other freshwater fish</b>	<b>145</b>	<b>5.545</b>	<b>130</b>	<b>3.152</b>	<b>-10,34</b>	<b>-43,16</b>
122 Singapura	145	5.545	130	3.152	-10,34	-43,16
<b>1211901400 Other plants, in cut,crushed or powdered form, used for pharmacy, fresh/dried</b>	<b>437.965</b>	<b>106.833</b>	-	-	<b>-100,00</b>	<b>-100,00</b>
122 Singapura	29.229	11.692	-	-	-100,00	-100,00
143 Saudi Arabia	369.036	86.853	-	-	-100,00	-100,00
155 Uni Emirat Arab	10.500	4.200	-	-	-100,00	-100,00
216 Sudan	29.200	4.088	-	-	-100,00	-100,00
<b>1211909500 Agarwood (gaharu) chips, fresh/dried</b>	<b>52.700</b>	<b>22.110</b>	-	-	<b>-100,00</b>	<b>-100,00</b>
122 Singapura	15.000	15.000	-	-	-100,00	-100,00
237 Nigeria	37.700	7.110	-	-	-100,00	-100,00
<b>1211909900 Oth plants&amp;parts of plants, not forpharmacy, not cut,crushed/powdered for</b>	<b>48.060</b>	<b>18.021</b>	<b>189.660</b>	<b>26.328</b>	<b>294,63</b>	<b>46,10</b>
143 Saudi Arabia	-	-	164.250	23.153	-	-
212 Libya	48.060	18.021	25.410	3.175	-47,13	-82,38
<b>1212291900 Seaweeds &amp; oth algae,fresh,chilled/dried used in dyeing,tanning,perfumery</b>	<b>454.540</b>	<b>504.055</b>	<b>81.200</b>	<b>73.080</b>	<b>-82,14</b>	<b>-85,50</b>
116 China	27.820	29.211	-	-	-100,00	-100,00
131 Viet Nam	426.720	474.844	81.200	73.080	-80,97	-84,61
<b>1214900000 Other forage products,whether/not in forof pellets,oth than lucerne (alfalfa)</b>	<b>2.647</b>	<b>1.425</b>	<b>4.500</b>	<b>9.750</b>	<b>70,00</b>	<b>584,21</b>
122 Singapura	2.647	1.425	4.500	9.750	70,00	584,21

**LANJUTAN TABEL 1.6. DATA EKSPOR ASAL KALIMANTAN TENGAH MENURUT KOMODITI DAN NEGARA TUJUAN, 2011-2012**

KOMODITI HS 2012 / NEGARA TUJUAN	2011		2012		% PERUBAHAN	
	BERAT KG	NILAI US\$	BERAT KG	NILAI US\$	BERAT	NILAI
	(1)	(3)	(4)	(5)	(6)	(7)
<b>1401201100 Raw whole rattans used primarily for plaiting, cleaned, bleached/dyed</b>	<b>7.897.574</b>	<b>7.148.949</b>	-	-	<b>-100,00</b>	<b>-100,00</b>
116 China	7.178.962	6.493.196	-	-	-100,00	-100,00
121 Thailand	532.539	488.286	-	-	-100,00	-100,00
<b>122 Singapura</b>	<b>179.848</b>	<b>161.864</b>	-	-	<b>-100,00</b>	<b>-100,00</b>
211 Mesir	6.225	5.603	-	-	-100,00	-100,00
<b>1404909000 Oth vegetable products not used primarily in tanning/dyeing, nes</b>	<b>6.622.456</b>	<b>304.712</b>	<b>8.955.290</b>	<b>507.731</b>	<b>35,23</b>	<b>66,63</b>
121 Thailand	6.622.456	304.712	8.955.290	507.731	35,23	66,63
<b>1511100000 Crude palm oil</b>	<b>170.001.616</b>	<b>185.804.462</b>	<b>71.726.306</b>	<b>72.919.070</b>	<b>-57,81</b>	<b>-60,75</b>
122 Singapura	6.997.965	7.980.046	-	-	-100,00	-100,00
124 Malaysia	146.203.651	158.958.616	70.726.306	71.937.120	-51,62	-54,74
133 India	8.400.000	9.596.800	-	-	-100,00	-100,00
135 Bangladesh	8.400.000	9.269.000	-	-	-100,00	-100,00
512 Belanda	-	-	1.000.000	981.950	-	-
<b>1511909110 Solid fractions of refined palm oil, packing of a net weight &lt;20kg</b>	<b>118.389.285</b>	<b>115.272.808</b>	<b>5.000.000</b>	<b>4.975.000</b>	<b>-95,78</b>	<b>-95,68</b>
116 China	28.396.383	27.694.490	-	-	-100,00	-100,00
122 Singapura	29.993.835	30.891.198	5.000.000	4.975.000	-83,33	-83,90
124 Malaysia	56.999.161	53.342.225	-	-	-100,00	-100,00
261 Afrika Selatan	2.999.906	3.344.895	-	-	-100,00	-100,00
<b>1511909190 Solid fractions of refined palm oil, packing of a net weight &gt;20kg</b>	-	-	<b>24.100.000</b>	<b>24.253.000</b>	-	-
122 Singapura	-	-	18.600.000	17.983.000	-	-
124 Malaysia	-	-	5.500.000	6.270.000	-	-
<b>1511909900 Unsolid fractions of refined palm oil, packing net weight &gt;20kg</b>	-	-	<b>172.286.712</b>	<b>154.700.111</b>	-	-
116 China	-	-	89.290.520	78.361.071	-	-
122 Singapura	-	-	4.999.889	3.912.413	-	-
124 Malaysia	-	-	53.198.600	50.789.976	-	-
133 India	-	-	24.797.703	21.636.651	-	-

**LANJUTAN TABEL 1.6. DATA EKSPOR ASAL KALIMANTAN TENGAH MENURUT KOMODITI DAN NEGARA TUJUAN, 2011-2012**

KOMODITI HS 2012 / NEGARA TUJUAN	2011		2012		% PERUBAHAN	
	BERAT KG	NILAI US\$	BERAT KG	NILAI US\$	BERAT	NILAI
(1)	(2)	(3)	(4)	(5)	(6)	(7)
<b>1513191000 Fractions of unrefined coconut oil, notchemically modified</b>	<b>11.999.964</b>	<b>13.594.939</b>	-	-	<b>-100,00</b>	<b>-100,00</b>
124 Malaysia	11.999.964	13.594.939	-	-	-100,00	-100,00
<b>1513211000 Crude oil of palm kernel</b>	<b>17.349.782</b>	<b>20.975.656</b>	<b>3.499.934</b>	<b>3.795.678</b>	<b>-79,83</b>	<b>-81,90</b>
124 Malaysia	17.349.782	20.975.656	3.499.934	3.795.678	-79,83	-81,90
<b>1516202120 Hydrogenated fats in flakes of palmolein</b>	-	-	<b>3.500.000</b>	<b>3.412.500</b>	-	-
124 Malaysia	-	-	3.500.000	3.412.500	-	-
<b>1516202130 Hydrogenated fats in flakes of palmstearin</b>	-	-	<b>9.600.000</b>	<b>9.312.000</b>	-	-
122 Singapura	-	-	9.600.000	9.312.000	-	-
<b>1522009000 Residues resulting from the treatment offatty substan or animal/vegetable wa</b>	<b>126.910</b>	<b>66.317</b>	<b>72.520</b>	<b>35.535</b>	<b>-42,86</b>	<b>-46,42</b>
134 Pakistan	126.910	66.317	72.520	35.535	-42,86	-46,42
<b>2306600000 Oil-cake and other solid residues ofpalm nuts or kernels</b>	<b>43.756.868</b>	<b>4.949.524</b>	<b>52.639.071</b>	<b>5.786.388</b>	<b>20,30</b>	<b>16,91</b>
114 Korea Selatan	2.050.962	225.605	-	-	-100,00	-100,00
116 China	-	-	5.729.000	668.058	-	-
121 Thailand	6.150.208	467.509	4.640.391	269.549	-24,55	-42,34
123 Philipina	5.950.000	761.600	-	-	-100,00	-100,00
131 Viet Nam	29.605.698	3.494.810	42.269.680	4.848.781	42,78	38,74
<b>2505100000 Silica sands and quartz sands</b>	<b>10.000</b>	<b>2.550</b>	-	-	<b>-100,00</b>	<b>-100,00</b>
114 Korea Selatan	10.000	2.550	-	-	-100,00	-100,00
<b>2601110000 Iron ores and concentrates, other thanroasted iron pyrites :non agglomerated</b>	<b>673.149.000</b>	<b>21.100.695</b>	<b>893.817.514</b>	<b>23.055.766</b>	<b>32,78</b>	<b>9,27</b>
116 China	673.149.000	21.100.695	893.817.514	23.055.766	32,78	9,27

**LANJUTAN TABEL 1.6. DATA EKSPOR ASAL KALIMANTAN TENGAH MENURUT KOMODITI DAN NEGARA TUJUAN, 2011-2012**

KOMODITI HS 2012 / NEGARA TUJUAN	2011		2012		% PERUBAHAN	
	BERAT KG	NILAI US\$	BERAT KG	NILAI US\$	BERAT	NILAI
	(2)	(3)	(4)	(5)	(6)	(7)
<b>2606000000 Aluminium ores and concentrates</b>	<b>104.974.000</b>	<b>1.574.610</b>	<b>779.469.860</b>	<b>11.689.764</b>	<b>642,54</b>	<b>642,39</b>
116 China	104.974.000	1.574.610	779.469.860	11.689.764	642,54	642,39
<b>2614001000 Titanium ores and concentrates, ilmeniteores and concentrates</b>	<b>378.000</b>	<b>54.950</b>	<b>4.138.000</b>	<b>613.410</b>	<b>994,71</b>	<b>1.016,31</b>
116 China	378.000	54.950	4.138.000	613.410	994,71	1.016,31
<b>2615100000 Zirconium ores and concentrates</b>	<b>28.673.750</b>	<b>11.990.111</b>	<b>71.412.949</b>	<b>49.407.158</b>	<b>149,05</b>	<b>312,07</b>
112 Hongkong	-	-	931.000	465.500	-	-
115 Taiwan	418.000	1.048.344	1.201.000	1.528.700	187,32	45,82
116 China	28.255.750	10.941.767	69.280.949	47.412.958	145,19	333,32
<b>2701121000 Bituminous coal: coking coal</b>	<b>169.974.484</b>	<b>13.415.954</b>	<b>174.947.777</b>	<b>24.064.916</b>	<b>2,93</b>	<b>79,38</b>
111 Jepang	6.705.338	771.114	137.130.000	20.158.110	1.945,09	2.514,15
115 Taiwan	29.987.000	2.938.791	-	-	-100,00	-100,00
116 China	125.747.000	8.874.290	-	-	-100,00	-100,00
123 Philipina	7.535.146	831.759	37.817.777	3.906.806	401,89	369,70
<b>2701129000 Bituminous coal: not coking coal</b>	<b>-</b>	<b>-</b>	<b>190.007.430</b>	<b>16.363.357</b>	<b>-</b>	<b>-</b>
121 Thailand	-	-	57.975.000	4.840.912	-	-
123 Philipina	-	-	90.643.430	8.211.325	-	-
133 India	-	-	41.389.000	3.311.120	-	-
<b>2701190000 Other coal,whether or not pulverisedbut not agglomerated</b>	<b>2.678.959.206</b>	<b>519.910.062</b>	<b>3.381.916.581</b>	<b>456.062.426</b>	<b>26,24</b>	<b>-12,28</b>
111 Jepang	968.178.000	196.463.598	966.321.000	124.760.169	-0,19	-36,50
114 Korea Selatan	-	-	30.000.000	5.040.000	-	-
115 Taiwan	191.900.000	37.737.000	182.010.000	31.435.550	-5,15	-16,70
116 China	711.834.000	134.570.550	1.531.853.000	206.099.708	115,20	53,15
121 Thailand	-	-	114.859.581	10.160.269	-	-
123 Philipina	87.126.000	9.127.324	-	-	-100,00	-100,00
124 Malaysia	77.000.000	11.627.000	-	-	-100,00	-100,00
131 Viet Nam	96.120.000	15.015.480	55.000.000	13.090.000	-42,78	-12,82
133 India	279.363.000	51.403.410	336.780.000	37.191.340	20,55	-27,65
154 Turki	158.858.206	37.600.000	41.848.000	6.486.440	-73,66	-82,75
514 Jerman	33.330.000	8.832.450	41.815.000	8.363.000	25,46	-5,32
557 Ukraina	75.250.000	17.533.250	81.430.000	13.435.950	8,21	-23,37

**LANJUTAN TABEL 1.6. DATA EKSPOR ASAL KALIMANTAN TENGAH MENURUT KOMODITI DAN NEGARA TUJUAN, 2011-2012**

KOMODITI HS 2012 / NEGARA TUJUAN	2011		2012		% PERUBAHAN	
	BERAT KG	NILAI US\$	BERAT KG	NILAI US\$	BERAT	NILAI
(1)	(2)	(3)	(4)	(5)	(6)	(7)
<b>3823191000 Acids oil from refining</b>	<b>12.499.878</b>	<b>10.739.086</b>	<b>1.005.030</b>	<b>613.855</b>	<b>-91,96</b>	<b>-94,28</b>
116 China	-	-	494.030	301.358	-	-
122 Singapura	12.499.878	10.739.086	-	-	-100,00	-100,00
134 Pakistan	-	-	511.000	312.497	-	-
<b>3823199000 Oth industrial monocarboxylic fatty acid</b>	<b>1.560.683</b>	<b>757.078</b>	<b>11.904.840</b>	<b>9.429.469</b>	<b>662,80</b>	<b>1.145,51</b>
122 Singapura	-	-	6.000.000	4.860.000	-	-
124 Malaysia	1.560.683	757.078	704.840	279.469	-54,84	-63,09
133 India	-	-	5.200.000	4.290.000	-	-
<b>4001221000 Technically Specified Natural Rubber(TSNR) 10</b>	<b>1.612.800</b>	<b>7.476.347</b>	<b>80.640</b>	<b>285.318</b>	<b>-95,00</b>	<b>-96,18</b>
114 Korea Selatan	120.960	575.406	-	-	-100,00	-100,00
116 China	100.800	438.480	-	-	-100,00	-100,00
133 India	201.600	894.211	-	-	-100,00	-100,00
134 Pakistan	60.480	274.259	-	-	-100,00	-100,00
311 Australia	80.640	365.507	40.320	152.873	-50,00	-58,18
411 Amerika Serikat	141.120	632.782	-	-	-100,00	-100,00
412 Kanada	120.960	610.449	-	-	-100,00	-100,00
514 Jerman	-	-	40.320	132.445	-	-
559 Lithuania	786.240	3.685.253	-	-	-100,00	-100,00

**LANJUTAN TABEL 1.6. DATA EKSPOR ASAL KALIMANTAN TENGAH MENURUT KOMODITI DAN NEGARA TUJUAN, 2011-2012**

KOMODITI HS 2012 / NEGARA TUJUAN	2011		2012		% PERUBAHAN	
	BERAT KG	NILAI US\$	BERAT KG	NILAI US\$	BERAT	NILAI
	(2)	(3)	(4)	(5)	(6)	(7)
<b>4001222000 Technically Specified Natural Rubber(TSNR) 20</b>	<b>69.599.534</b>	<b>321.461.283</b>	<b>56.038.920</b>	<b>179.987.251</b>	<b>-19,48</b>	<b>-44,01</b>
111 Jepang	9.490.564	42.968.295	11.755.800	37.755.711	23,87	-12,13
114 Korea Selatan	5.140.800	23.925.332	3.850.560	12.371.516	-25,10	-48,29
115 Taiwan	705.600	3.180.029	1.209.600	3.966.095	71,43	24,72
116 China	18.143.993	84.168.687	14.785.400	46.712.493	-18,51	-44,50
122 Singapura	282.240	1.221.696	-	-	-100,00	-100,00
124 Malaysia	100.800	386.870	-	-	-100,00	-100,00
133 India	2.177.280	9.648.547	4.576.320	15.061.265	110,19	56,10
134 Pakistan	120.960	536.487	100.800	276.172	-16,67	-48,52
142 Iran	1.955.517	8.909.186	1.391.040	3.781.345	-28,87	-57,56
154 Turki	60.480	279.336	-	-	-100,00	-100,00
261 Afrika Selatan	60.480	337.243	-	-	-100,00	-100,00
311 Australia	403.200	1.867.745	1.512.000	4.760.303	275,00	154,87
411 Amerika Serikat	4.908.959	22.922.166	3.418.240	11.695.707	-30,37	-48,98
412 Kanada	635.739	2.934.490	820.260	2.832.987	29,02	-3,46
421 Meksiko	544.320	2.478.682	-	-	-100,00	-100,00
431 Chili	-	-	100.800	362.840	-	-
433 Argentina	100.800	418.391	-	-	-100,00	-100,00
434 Brazil	1.758.958	8.213.932	20.160	57.445	-98,85	-99,30
435 Colombia	161.279	731.757	-	-	-100,00	-100,00
442 Peru	100.800	378.000	-	-	-100,00	-100,00
511 Inggris	287.280	1.312.405	362.880	1.062.326	26,32	-19,06
512 Belanda	4.504.488	20.219.072	879.480	3.058.828	-80,48	-84,87
513 Perancis	1.428.840	6.675.212	612.360	1.993.881	-57,14	-70,13
514 Jerman	2.983.679	14.209.454	2.101.680	6.897.715	-29,56	-51,46
516 Belgia	1.612.798	7.295.366	2.419.200	7.196.060	50,00	-1,36
524 Finlandia	8.668.800	41.075.976	3.064.320	10.123.284	-64,65	-75,35
526 Italia	294.840	1.443.442	90.720	293.851	-69,23	-79,64
527 Spanyol	1.360.800	6.217.607	498.960	1.674.882	-63,33	-73,06
543 Polandia	136.080	563.881	90.720	307.752	-33,33	-45,42
544 Rumania	703.080	3.304.455	865.620	2.636.028	23,12	-20,23
559 Lithuania	443.520	2.222.171	-	-	-100,00	-100,00
560 Latvia	322.560	1.415.371	524.160	1.762.821	62,50	24,55
572 Fed Russia	-	-	987.840	3.345.944	-	-



**LANJUTAN TABEL 1.6. DATA EKSPOR ASAL KALIMANTAN TENGAH MENURUT KOMODITI DAN NEGARA TUJUAN, 2011-2012**

KOMODITI HS 2012 / NEGARA TUJUAN	2011		2012		% PERUBAHAN	
	BERAT KG	NILAI US\$	BERAT KG	NILAI US\$	BERAT	NILAI
(1)	(2)	(3)	(4)	(5)	(6)	(7)
<b>4001301900 Jelutong in other forms</b>	<b>493.952</b>	<b>1.329.125</b>	<b>473.000</b>	<b>1.154.500</b>	<b>-4,24</b>	<b>-13,14</b>
111 Jepang	162.000	1.174.500	126.000	994.500	-22,22	-15,33
122 Singapura	331.952	154.625	347.000	160.000	4,53	3,48
<b>4005919000 Other compounded rubber,unvulcanised,inplates, sheets, &amp; strip</b>			<b>1.209.600</b>	<b>3.609.144</b>	-	-
116 China			1.209.600	3.609.144	-	-
<b>4005999000 Other compounded rubber,unvulcanised,inother form</b>			<b>5.302.080</b>	<b>16.877.585</b>	-	-
116 China			5.302.080	16.877.585	-	-
<b>4402901000 Oth than wood charcoal(including shell or nut charcoal), of bamboo</b>	<b>166.875</b>	<b>51.891</b>	-	-	<b>-100,00</b>	<b>-100,00</b>
111 Jepang	93.875	27.971	-	-	-100,00	-100,00
115 Taiwan	49.000	19.120	-	-	-100,00	-100,00
116 China	24.000	4.800	-	-	-100,00	-100,00
<b>4402909000 Oth wood charcoal(including shell or nut charcoal), of coconut shell</b>			<b>21.500</b>	<b>7</b>	-	-
111 Jepang			21.500	7	-	-
<b>4407251100 Wood sawn/ chipped of a thick &gt; 6mm.ofdark&amp;light red meranti,Sanded/end jc</b>	<b>440.950</b>	<b>237.655</b>	<b>191.528</b>	<b>130.001</b>	<b>-56,56</b>	<b>-45,30</b>
112 Hongkong	83.732	43.261	-	-	-100,00	-100,00
122 Singapura	280.475	113.747	188.000	124.018	-32,97	9,03
411 Amerika Serikat	6.601	2.933	-	-	-100,00	-100,00
512 Belanda	66.459	71.903	-	-	-100,00	-100,00
516 Belgia	3.683	5.811	3.528	5.983	-4,21	2,96
<b>4407251900 Wood sawn/ chipped of a thick &gt; 6mm. ofdark&amp;light red meranti,Sanded/ end-</b>			<b>90.110</b>	<b>50.061</b>	-	-
122 Singapura			90.110	50.061	-	-

**LANJUTAN TABEL 1.6. DATA EKSPOR ASAL KALIMANTAN TENGAH MENURUT KOMODITI DAN NEGARA TUJUAN, 2011-2012**

KOMODITI HS 2012 / NEGARA TUJUAN	2011		2012		% PERUBAHAN	
	BERAT KG	NILAI US\$	BERAT KG	NILAI US\$	BERAT	NILAI
	(2)	(3)	(4)	(5)	(6)	(7)
<b>4407261000</b> Wood sawn/ chipped of a thick > 6mm.of White Lauan,Seraya,yellow meranti	-	-	<b>1.383</b>	<b>1.799</b>	-	-
114 Korea Selatan	-	-	1.383	1.799	-	-
<b>4407293100</b> Wood sawn/ chipped of a thick > 6 mm.ofKempas,Planed sanded or end-jointec	<b>17.337</b>	<b>7.852</b>	-	-	<b>-100,00</b>	<b>-100,00</b>
131 Viet Nam	2.930	1.449	-	-	-100,00	-100,00
411 Amerika Serikat	14.407	6.403	-	-	-100,00	-100,00
<b>4407294100</b> Wood sawn/ chipped of a thick > 6 mm.ofKeruing,Planed,sanded or end jointec	<b>9.744</b>	<b>5.407</b>	-	-	<b>-100,00</b>	<b>-100,00</b>
111 Jepang	4.423	3.043	-	-	-100,00	-100,00
411 Amerika Serikat	5.321	2.364	-	-	-100,00	-100,00
<b>4407297100</b> Wood sawn/ chipped of a thick > 6 mm.ofBalau,Sanded or end-jointed	<b>59.833</b>	<b>27.018</b>	-	-	<b>-100,00</b>	<b>-100,00</b>
131 Viet Nam	4.688	2.510	-	-	-100,00	-100,00
411 Amerika Serikat	55.145	24.508	-	-	-100,00	-100,00
<b>4407299300</b> Oth sanded or end jointed&of a thick> 6 mm jongkok & merbau	<b>3.205</b>	<b>1.732</b>	-	-	<b>-100,00</b>	<b>-100,00</b>
131 Viet Nam	3.205	1.732	-	-	-100,00	-100,00
<b>4409100000</b> Coniferous wood cotinuously shapedalong any of its edgee,ends/faces	-	-	<b>11.856</b>	<b>4.576</b>	-	-
115 Taiwan	-	-	11.856	4.576	-	-
<b>4409290000</b> Oth non coniferous oth teak stripsfriezes for parquet flooring	<b>4.290.909</b>	<b>3.175.737</b>	<b>1.353.610</b>	<b>1.104.453</b>	<b>-68,45</b>	<b>-65,22</b>
111 Jepang	38.222	37.117	6.340	6.151	-83,41	-83,43
114 Korea Selatan	-	-	105.033	58.147	-	-
115 Taiwan	39.477	17.449	27.033	11.356	-31,52	-34,92
116 China	1.519.580	548.492	611.019	287.122	-59,79	-47,65
122 Singapura	2.384.329	2.177.418	387.130	455.440	-83,76	-79,08
411 Amerika Serikat	-	-	135.670	181.802	-	-
412 Kanada	-	-	81.385	104.435	-	-
512 Belanda	309.301	395.261	-	-	-100,00	-100,00

**LANJUTAN TABEL 1.6. DATA EKSPOR ASAL KALIMANTAN TENGAH MENURUT KOMODITI DAN NEGARA TUJUAN, 2011-2012**

KOMODITI HS 2012 / NEGARA TUJUAN	2011		2012		% PERUBAHAN	
	BERAT KG	NILAI US\$	BERAT KG	NILAI US\$	BERAT	NILAI
	(1)	(2)	(3)	(4)	(5)	(6)
<b>4412310000 Oth plywood,consisting solaly &lt;6mmthinkness w/ at least one outer</b>	<b>21.987.558</b>	<b>20.396.147</b>	<b>15.612.626</b>	<b>14.345.055</b>	<b>-28,99</b>	<b>-29,67</b>
111 Jepang	9.676.919	9.510.617	3.257.410	3.007.650	-66,34	-68,38
133 India	-	-	480.600	496.741	-	-
143 Saudi Arabia	4.753.760	4.214.346	4.820.000	4.163.455	1,39	-1,21
152 Oman	128.700	100.543	311.851	296.161	142,31	194,56
155 Uni Emirat Arab	3.595.220	3.072.581	4.130.210	3.663.208	14,88	19,22
156 Qatar	172.090	149.565	-	-	-100,00	-100,00
516 Belgia	3.650.869	3.348.495	2.612.555	2.717.840	-28,64	-18,83
<b>4412390000 Oth plywood consisting solely of sheetsof wood of each thick &lt; 6 mm</b>	<b>28.514.090</b>	<b>29.142.252</b>	<b>38.128.961</b>	<b>40.189.960</b>	<b>33,72</b>	<b>37,91</b>
133 India	815.950	853.619	-	-	-100,00	-100,00
143 Saudi Arabia	7.222.349	7.472.817	15.759.098	16.330.584	118,20	118,53
145 Kuwait	-	-	624.400	670.530	-	-
152 Oman	6.831.700	6.892.561	9.817.669	10.515.787	43,71	52,57
155 Uni Emirat Arab	6.342.100	6.224.593	5.844.350	6.150.486	-7,85	-1,19
156 Qatar	954.000	1.005.990	1.090.500	1.138.311	14,31	13,15
512 Belanda	406.850	419.520	583.250	633.212	43,36	50,94
514 Jerman	123.990	172.624	246.470	379.894	98,78	120,07
516 Belgia	5.817.151	6.100.528	4.163.224	4.371.156	-28,43	-28,35
<b>4412940000 Oth plywood,veneered panels&amp;similar wood of blockboard,laminboard&amp;batter</b>	<b>1.738.551</b>	<b>2.312.213</b>	<b>876.195</b>	<b>1.200.158</b>	<b>-49,60</b>	<b>-48,09</b>
111 Jepang	202.834	211.886	81.341	109.394	-59,90	-48,37
114 Korea Selatan	322.439	228.485	286.237	236.779	-11,23	3,63
115 Taiwan	156	69	-	-	-100,00	-100,00
131 Viet Nam	-	-	22.016	9.402	-	-
512 Belanda	234.302	322.730	44.413	77.268	-81,04	-76,06
513 Perancis	43.071	64.463	-	-	-100,00	-100,00
514 Jerman	609.324	965.517	356.585	619.832	-41,48	-35,80
516 Belgia	326.425	519.063	85.603	147.483	-73,78	-71,59

**LANJUTAN TABEL 1.6. DATA EKSPOR ASAL KALIMANTAN TENGAH MENURUT KOMODITI DAN NEGARA TUJUAN, 2011-2012**

KOMODITI HS 2012 / NEGARA TUJUAN	2011		2012		% PERUBAHAN	
	BERAT KG	NILAI US\$	BERAT KG	NILAI US\$	BERAT	NILAI
	(1)	(2)	(3)	(4)	(5)	(6)
<b>4412990010 Veneered panels&amp;similar w/at least oneother wood</b>	<b>26.397.183</b>	<b>28.265.722</b>	<b>220.000</b>	<b>210.320</b>	<b>-99,17</b>	<b>-99,26</b>
111 Jepang	26.397.183	28.265.722	220.000	210.320	-99,17	-99,26
<b>4412990090 Veneered panels&amp;similar w/at least oneother wood</b>	-	-	<b>19.614.920</b>	<b>18.752.159</b>	-	-
111 Jepang	-	-	19.614.920	18.752.159	-	-
<b>4413000000 Densified wood, in blocks,plates,stripsof profile shapes.</b>	-	-	<b>75.830</b>	<b>80.738</b>	-	-
152 Oman	-	-	75.830	80.738	-	-
<b>4414000000 Wooden frames for paintings, photographs mirrors or similar objects.</b>	<b>4.849</b>	<b>17.608</b>	<b>6.311</b>	<b>29.270</b>	<b>30,15</b>	<b>66,23</b>
311 Australia	-	-	1.673	6.704	-	-
411 Amerika Serikat	4.849	17.608	4.638	22.566	-4,35	28,16
<b>4417001000 Tools,tool bodies,tool handles,broom orbrush bodies &amp; handles, of wood</b>	<b>151.678</b>	<b>367.033</b>	-	-	<b>-100,00</b>	<b>-100,00</b>
411 Amerika Serikat	151.678	367.033	-	-	-100,00	-100,00
<b>4417009000 Oth Tools,tool bodies,tool handles,broom or brush bodies &amp; handles, of wood</b>	-	-	<b>1.235.152</b>	<b>2.844.910</b>	-	-
116 China	-	-	11.393	32.505	-	-
411 Amerika Serikat	-	-	1.199.977	2.768.177	-	-
412 Kanada	-	-	23.782	44.228	-	-
<b>4419000000 Tableware and kitchenware, of wood.</b>	<b>59.500</b>	<b>282.071</b>	-	-	<b>-100,00</b>	<b>-100,00</b>
116 China	59.500	282.071	-	-	-100,00	-100,00
<b>4420100000 Statuettes &amp; oth ornaments, of wood</b>	-	-	<b>8.500</b>	<b>2.779</b>	-	-
115 Taiwan	-	-	8.500	2.779	-	-
<b>4420909000 Oth wood marquetry and inlaid,casket and similar articles of wood</b>	<b>32.990</b>	<b>95.283</b>	<b>235.897</b>	<b>627.859</b>	<b>615,06</b>	<b>558,94</b>
411 Amerika Serikat	32.990	95.283	235.897	627.859	615,06	558,94

**LANJUTAN TABEL 1.6. DATA EKSPOR ASAL KALIMANTAN TENGAH MENURUT KOMODITI DAN NEGARA TUJUAN, 2011-2012**

KOMODITI HS 2012 / NEGARA TUJUAN	2011		2012		% PERUBAHAN	
	BERAT KG	NILAI US\$	BERAT KG	NILAI US\$	BERAT	NILAI
(1)	(2)	(3)	(4)	(5)	(6)	(7)
<b>482090000 Other exercise book,binders,manifold,albums</b>	<b>325</b>	<b>4.293</b>	-	-	<b>-100,00</b>	<b>-100,00</b>
127 Brunei Darussalam	325	4.293	-	-	-100,00	-100,00
<b>6201930000 Men's/boys' wind-cheaters,wind-jacketsof man-made fibr oth thn of head 620:</b>	<b>1.365</b>	<b>50.080</b>	-	-	<b>-100,00</b>	<b>-100,00</b>
521 Denmark	2	4	-	-	-100,00	-100,00
526 Italia	1.363	50.076	-	-	-100,00	-100,00
<b>6303191000 Curtains (inc drapes) &amp; int blinds/bedvalances of cotton, knitted/crctd</b>	<b>58</b>	<b>60</b>	-	-	<b>-100,00</b>	<b>-100,00</b>
122 Singapura	58	60	-	-	-100,00	-100,00
<b>6802299000 Monumental/building stone of oth stone, simply cut/sawn with a flat surface</b>	-	-	<b>15.000</b>	<b>3.000</b>	-	-
134 Pakistan	-	-	15.000	3.000	-	-
<b>7308409000 Other equipment for scaffolding, shuttering, propping or pit propping</b>	-	-	<b>23.040</b>	<b>1.394</b>	-	-
121 Thailand	-	-	23.040	1.394	-	-
<b>8406900000 Part of turbines for marine propulsion</b>	-	-	<b>250</b>	<b>50.000</b>	-	-
124 Malaysia	-	-	250	50.000	-	-
<b>8431430000 Parts of boring/sinking machinery of subhead 8430.41/8430.49</b>	<b>22.000</b>	<b>257.238</b>	-	-	<b>-100,00</b>	<b>-100,00</b>
122 Singapura	22.000	257.238	-	-	-100,00	-100,00
<b>8466929000 Parts &amp; acces suitable for machof otherheading 84.65</b>	<b>798</b>	<b>25.079</b>	-	-	<b>-100,00</b>	<b>-100,00</b>
114 Korea Selatan	798	25.079	-	-	-100,00	-100,00
<b>8471704000 Optical disk drives,including cd-romdrives,dvd drives &amp; cd-r drives</b>	<b>8</b>	<b>112</b>	-	-	<b>-100,00</b>	<b>-100,00</b>
127 Brunei Darussalam	8	112	-	-	-100,00	-100,00
<b>8474101000 Sorting,screening,separating/washingmachines, electrically operated</b>	<b>3.550</b>	<b>51.971</b>	-	-	<b>-100,00</b>	<b>-100,00</b>
311 Australia	3.550	51.971	-	-	-100,00	-100,00

**LANJUTAN TABEL 1.6. DATA EKSPOR ASAL KALIMANTAN TENGAH MENURUT KOMODITI DAN NEGARA TUJUAN, 2011-2012**

KOMODITI HS 2012 / NEGARA TUJUAN	2011		2012		% PERUBAHAN	
	BERAT KG	NILAI US\$	BERAT KG	NILAI US\$	BERAT	NILAI
(1)	(2)	(3)	(4)	(5)	(6)	(7)
<b>8609000090</b> Container of oth material,design&equip for carriage by one/more mode transp	<b>3.400</b>	<b>65.055</b>	-	-	<b>-100,00</b>	<b>-100,00</b>
311 Australia	3.400	65.055	-	-	-100,00	-100,00
<b>8708919900</b> Parts of radiators for vehicles of person; goods; special purpose	-	-	<b>2.750</b>	<b>18.871</b>	-	-
124 Malaysia	-	-	2.750	18.871	-	-
<b>9403201000</b> Oth metal furniture, fume cupboards	<b>167</b>	<b>172</b>	-	-	<b>-100,00</b>	<b>-100,00</b>
122 Singapura	167	172	-	-	-100,00	-100,00
<b>9403601000</b> Oth wooden furniture, fume cupboard	<b>317</b>	<b>325</b>	-	-	<b>-100,00</b>	<b>-100,00</b>
122 Singapura	317	325	-	-	-100,00	-100,00
<b>9406009200</b> Other prefabricated buildings of wood	<b>17.808</b>	<b>47.459</b>	-	-	<b>-100,00</b>	<b>-100,00</b>
322 Kaledonia Baru	17.808	47.459	-	-	-100,00	-100,00
<b>TOTAL EKSPOR</b>	<b>4.202.950.881</b>	<b>1.343.477.745</b>	<b>6.001.105.001</b>	<b>1.152.671.555</b>	<b>42,78</b>	<b>-14,20</b>

**TABEL 1.7. DATA EKSPOR ASAL KALIMANTAN TENGAH MENURUT NEGARA TUJUAN DAN KOMODITI HS 2012, 2011-2012**

NEGARA TUJUAN / KOMODITI HS 2012		2011		2012		% PERUBAHAN	
		BERAT KG	NILAI US\$	BERAT KG	NILAI US\$	BERAT	NILAI
(1)		(2)	(3)	(4)	(5)	(6)	(7)
<b>111 Jepang</b>		<b>1.020.949.358</b>	<b>279.433.863</b>	<b>1.138.534.311</b>	<b>205.754.171</b>	<b>11,52</b>	<b>-26,37</b>
2701121000	Bituminous coal: coking coal	6.705.338	771.114	137.130.000	20.158.110	1.945,09	2.514,15
2701190000	Other coal, whether or not pulverised but not agglomerated	968.178.000	196.463.598	966.321.000	124.760.169	-0,19	-36,50
4001222000	Technically Specified Natural Rubber(TSNR) 20	9.490.564	42.968.295	11.755.800	37.755.711	23,87	-12,13
4001301900	Jelutong in other forms	162.000	1.174.500	126.000	994.500	-22,22	-15,33
4402901000	Oth than wood charcoal(including shell or nut charcoal), of bamboo	93.875	27.971	-	-	-100,00	-100,00
4402909000	Oth wood charcoal(including shell or nut charcoal), of coconut shell	-	-	21.500	7	-	-
4407294100	Wood sawn/ chipped of a thick > 6 mm.of Keruing, Planed, sanded or end jointed	4.423	3.043	-	-	-100,00	-100,00
4409290000	Oth non coniferous oth teak strips/friezes for parquet flooring	38.222	37.117	6.340	6.151	-83,41	-83,43
4412310000	Oth plywood, consisting solely of <6mm thickness w/ at least one outer	9.676.919	9.510.617	3.257.410	3.007.650	-66,34	-68,38
4412940000	Oth plywood, veneered panels & similar wood of blockboard, laminboard & battenboard	202.834	211.886	81.341	109.394	-59,90	-48,37
4412990010	Veneered panels & similar w/ at least one other wood	26.397.183	28.265.722	220.000	210.320	-99,17	-99,26
4412990090	Veneered panels & similar w/ at least one other wood	-	-	19.614.920	18.752.159	-	-
<b>112 Hongkong</b>		<b>83.732</b>	<b>43.261</b>	<b>931.000</b>	<b>465.500</b>	<b>1.011,88</b>	<b>976,03</b>
2615100000	Zirconium ores and concentrates	-	-	931.000	465.500	-	-
4407251100	Wood sawn/ chipped of a thick > 6mm. of dark & light red meranti, Sanded/ end joint	83.732	43.261	-	-	-100,00	-100,00
<b>114 Korea Selatan</b>		<b>7.645.959</b>	<b>24.982.457</b>	<b>34.243.213</b>	<b>17.708.241</b>	<b>347,86</b>	<b>-29,12</b>
2306600000	Oil-cake and other solid residues of palm nuts or kernels	2.050.962	225.605	-	-	-100,00	-100,00
2505100000	Silica sands and quartz sands	10.000	2.550	-	-	-100,00	-100,00
2701190000	Other coal, whether or not pulverised but not agglomerated	-	-	30.000.000	5.040.000	-	-
4001221000	Technically Specified Natural Rubber(TSNR) 10	120.960	575.406	-	-	-100,00	-100,00
4001222000	Technically Specified Natural Rubber(TSNR) 20	5.140.800	23.925.332	3.850.560	12.371.516	-25,10	-48,29
4407261000	Wood sawn/ chipped of a thick > 6mm. of White Lauan, Seraya, yellow meranti	-	-	1.383	1.799	-	-
4409290000	Oth non coniferous oth teak strips/friezes for parquet flooring	-	-	105.033	58.147	-	-
4412940000	Oth plywood, veneered panels & similar wood of blockboard, laminboard & battenboard	322.439	228.485	286.237	236.779	-11,23	3,63
8466929000	Parts & accessories suitable for machine of other heading 84.65	798	25.079	-	-	-100,00	-100,00

**LANJUTAN TABEL 1.7. DATA EKSPOR ASAL KALIMANTAN TENGAH MENURURT NEGARA TUJUAN DAN KOMODITI HS 2012, 2011-2012**

NEGARA TUJUAN / KOMODITI HS 2012		2011		2012		% PERUBAHAN	
		BERAT KG	NILAI US\$	BERAT KG	NILAI US\$	BERAT	NILAI
(1)		(2)	(3)	(4)	(5)	(6)	(7)
<b>115 Taiwan</b>		<b>223.099.233</b>	<b>44.940.802</b>	<b>184.467.989</b>	<b>36.949.056</b>	<b>-17,32</b>	<b>-17,78</b>
2615100000	Zirconium ores and concentrates	418.000	1.048.344	1.201.000	1.528.700	187,32	45,82
2701121000	Bituminous coal: coking coal	29.987.000	2.938.791	-	-	-100,00	-100,00
2701190000	Other coal, whether or not pulverised but not agglomerated	191.900.000	37.737.000	182.010.000	31.435.550	-5,15	-16,70
4001222000	Technically Specified Natural Rubber(TSNR) 20	705.600	3.180.029	1.209.600	3.966.095	71,43	24,72
4402901000	Oth than wood charcoal(including shell or nut charcoal), of bamboo	49.000	19.120	-	-	-100,00	-100,00
4409100000	Coniferous wood cotinuously shaped along any of its edge, ends/faces	-	-	11.856	4.576	-	-
4409290000	Oth non coniferous oth teak strips/friezes for parquet flooring	39.477	17.449	27.033	11.356	-31,52	-34,92
<b>4412940000</b>	<b>Oth plywood, veneered panels &amp; similar wood of blockboard, laminboard &amp; battenboard</b>	<b>156</b>	<b>69</b>	<b>-</b>	<b>-</b>	<b>-100,00</b>	<b>-100,00</b>
4420100000	Statuettes & oth ornaments, of wood	-	-	8.500	2.779	-	-
<b>116 China</b>		<b>1.699.788.788</b>	<b>296.776.289</b>	<b>3.395.992.365</b>	<b>435.720.942</b>	<b>99,79</b>	<b>46,82</b>
1212291900	Seaweeds & oth algae, fresh, chilled/dried used in dyeing, tanning, perfumery	27.820	29.211	-	-	-100,00	-100,00
1401201100	Raw whole rattans used primarily for plaiting, cleaned, bleached/dyed	7.178.962	6.493.196	-	-	-100,00	-100,00
1511909110	Solid fractions of refined palm oil, packing of a net weight_20kg	28.396.383	27.694.490	-	-	-100,00	-100,00
1511909900	Unsolid fractions of refined palm oil, packing net weight > 20kg	-	-	89.290.520	78.361.071	-	-
2306600000	Oil-cake and other solid residues of palm nuts or kernels	-	-	5.729.000	668.058	-	-
2601110000	Iron ores and concentrates, other than roasted iron pyrites : non agglomerated	673.149.000	21.100.695	893.817.514	23.055.766	32,78	9,27
2606000000	Aluminium ores and concentrates	104.974.000	1.574.610	779.469.860	11.689.764	642,54	642,39
2614001000	Titanium ores and concentrates, ilmenite ores and concentrates	378.000	54.950	4.138.000	613.410	994,71	1.016,31
2615100000	Zirconium ores and concentrates	28.255.750	10.941.767	69.280.949	47.412.958	145,19	333,32
2701121000	Bituminous coal: coking coal	125.747.000	8.874.290	-	-	-100,00	-100,00
2701190000	Other coal, whether or not pulverised but not agglomerated	711.834.000	134.570.550	1.531.853.000	206.099.708	115,20	53,15
3823191000	Acids oil from refining	-	-	494.030	301.358	-	-
4001221000	Technically Specified Natural Rubber(TSNR) 10	100.800	438.480	-	-	-100,00	-100,00
4001222000	Technically Specified Natural Rubber(TSNR) 20	18.143.993	84.168.687	14.785.400	46.712.493	-18,51	-44,50
4005919000	Other compounded rubber, unvulcanised, in plates, sheets, & strip	-	-	1.209.600	3.609.144	-	-
4005999000	Other compounded rubber, unvulcanised, in other form	-	-	5.302.080	16.877.585	-	-
4402901000	Oth than wood charcoal(including shell or nut charcoal), of bamboo	24.000	4.800	-	-	-100,00	-100,00
4409290000	Oth non coniferous oth teak strips/friezes for parquet flooring	1.519.580	548.492	611.019	287.122	-59,79	-47,65
4417009000	Oth Tools, tool bodies, tool handles, broom or brush bodies & handles, of wood	-	-	11.393	32.505	-	-
4419000000	Tableware and kitchenware, of wood.	59.500	282.071	-	-	-100,00	-100,00



LANJUTAN TABEL 1.7.

## DATA EKSPOR ASAL KALIMANTAN TENGAH MENURURT NEGARA TUJUAN DAN KOMODITI HS 2012, 2011-2012

NEGARA TUJUAN / KOMODITI HS 2012		2011		2012		% PERUBAHAN	
		BERAT KG	NILAI US\$	BERAT KG	NILAI US\$	BERAT	NILAI
(1)		(2)	(3)	(4)	(5)	(6)	(7)
<b>121 Thailand</b>		<b>13.305.203</b>	<b>1.260.507</b>	<b>186.453.302</b>	<b>15.779.855</b>	<b>1.301,36</b>	<b>1.151,87</b>
1401201100	Raw whole rattans used primarily forplaiting, cleaned, bleached/dyed	532.539	488.286	-	-	-100,00	-100,00
1404909000	Oth vegetable products not used primarily in tanning/dyeing, nes	6.622.456	304.712	8.955.290	507.731	35,23	66,63
2306600000	Oil-cake and other solid residues of palm nuts or kernels	6.150.208	467.509	4.640.391	269.549	-24,55	-42,34
2701129000	Bituminous coal: not coking coal	-	-	57.975.000	4.840.912	-	-
2701190000	Other coal, whether or not pulverised but not agglomerated	-	-	114.859.581	10.160.269	-	-
7308409000	Other equipment for scaffolding, shuttering, propping or pit propping	-	-	23.040	1.394	-	-
<b>122 Singapura</b>		<b>53.020.119</b>	<b>53.734.210</b>	<b>45.216.797</b>	<b>41.845.777</b>	<b>-14,72</b>	<b>-22,12</b>
0301111000	Live freshwater ornamental fish, fry	-	-	38	943	-	-
0301119100	Koi carp (Cyprinus carpio)	34	3.073	-	-	-100,00	-100,00
0301994090	Other freshwater fish	145	5.545	130	3.152	-10,34	-43,16
1211901400	Other plants, in cut, crushed or powdered form, used for pharmacy, fresh/dried	29.229	11.692	-	-	-100,00	-100,00
1211909500	Agarwood (gaharu) chips, fresh/dried	15.000	15.000	-	-	-100,00	-100,00
1214900000	Other forage products, whether/not in form of pellets, other than lucerne (alfalfa)	2.647	1.425	4.500	9.750	70,00	584,21
1401201100	Raw whole rattans used primarily forplaiting, cleaned, bleached/dyed	179.848	161.864	-	-	-100,00	-100,00
1511100000	Crude palm oil	6.997.965	7.980.046	-	-	-100,00	-100,00
1511909110	Solid fractions of refined palm oil, packing of a net weight <20kg	29.993.835	30.891.198	5.000.000	4.975.000	-83,33	-83,90
1511909190	Solid fractions of refined palm oil, packing of a net weight >20kg	-	-	18.600.000	17.983.000	-	-
1511909900	Unsolid fractions of refined palm oil, packing net weight >20kg	-	-	4.999.889	3.912.413	-	-
1516202130	Hydrogenated fats in flakes of palm stearin	-	-	9.600.000	9.312.000	-	-
3823191000	Acids oil from refining	12.499.878	10.739.086	-	-	-100,00	-100,00
3823199000	Oth industrial monocarboxylic fatty acid	-	-	6.000.000	4.860.000	-	-
4001222000	Technically Specified Natural Rubber (TSNR) 20	282.240	1.221.696	-	-	-100,00	-100,00
4001301900	Jelutong in other forms	331.952	154.625	347.000	160.000	4,53	3,48
4407251100	Wood sawn/ chipped of a thick > 6mm. of dark & light red meranti, Sanded/ end joint	280.475	113.747	188.000	124.018	-32,97	9,03
4407251900	Wood sawn/ chipped of a thick > 6mm. of dark & light red meranti, Sanded/ end-joint	-	-	90.110	50.061	-	-
4409290000	Oth non coniferous oth teak strips/ friezes for parquet flooring	2.384.329	2.177.418	387.130	455.440	-83,76	-79,08
6303191000	Curtains (inc drapes) & int blinds/bed valances of cotton, knitted/crcht	58	60	-	-	-100,00	-100,00
8431430000	Parts of boring/sinking machinery of subhead 8430.41/8430.49	22.000	257.238	-	-	-100,00	-100,00
9403201000	Oth metal furniture, fume cupboards	167	172	-	-	-100,00	-100,00
9403601000	Oth wooden furniture, fume cupboard	317	325	-	-	-100,00	-100,00

**LANJUTAN TABEL 1.7. DATA EKSPOR ASAL KALIMANTAN TENGAH MENURURT NEGARA TUJUAN DAN KOMODITI HS 2012, 2011-2012**

NEGARA TUJUAN / KOMODITI HS 2012	2011		2012		% PERUBAHAN	
	BERAT KG	NILAI US\$	BERAT KG	NILAI US\$	BERAT	NILAI
(1)	(2)	(3)	(4)	(5)	(6)	(7)
<b>123 Philipina</b>	<b>100.611.146</b>	<b>10.720.683</b>	<b>128.461.207</b>	<b>12.118.131</b>	<b>27,68</b>	<b>13,04</b>
2306600000 Oil-cake and other solid residues ofpalm nuts or kernels	5.950.000	761.600	-	-	-100,00	-100,00
2701121000 Bituminous coal: coking coal	7.535.146	831.759	37.817.777	3.906.806	401,89	369,70
2701129000 Bituminous coal: not coking coal	-	-	90.643.430	8.211.325	-	-
2701190000 Other coal,whether or not pulverisedbut not agglomerated	87.126.000	9.127.324	-	-	-100,00	-100,00
<b>124 Malaysia</b>	<b>311.214.041</b>	<b>259.642.384</b>	<b>137.132.680</b>	<b>136.553.614</b>	<b>-55,94</b>	<b>-47,41</b>
1511100000 Crude palm oil	146.203.651	158.958.616	70.726.306	71.937.120	-51,62	-54,74
1511909110 Solid fractions of refined palm oil,packing of a net weight_20kg	56.999.161	53.342.225	-	-	-100,00	-100,00
1511909190 Solid fractions of refined palm oil,packing of a net weight>20kg	-	-	5.500.000	6.270.000	-	-
1511909900 Unsolid fractions of refined palm oil,packing net weight>20kg	-	-	53.198.600	50.789.976	-	-
1513191000 Fractions of unrefined coconut oil, notchemically modified	11.999.964	13.594.939	-	-	-100,00	-100,00
1513211000 Crude oil of palm kernel	17.349.782	20.975.656	3.499.934	3.795.678	-79,83	-81,90
1516202120 Hydrogenated fats in flakes of palmolein	-	-	3.500.000	3.412.500	-	-
2701190000 Other coal,whether or not pulverisedbut not agglomerated	77.000.000	11.627.000	-	-	-100,00	-100,00
3823199000 Oth industrial monocarboxylic fatty acid	1.560.683	757.078	704.840	279.469	-54,84	-63,09
4001222000 Technically Specified Natural Rubber(TSNR) 20	100.800	386.870	-	-	-100,00	-100,00
8406900000 Part of turbines for marine propulsion	-	-	250	50.000	-	-
8708919900 Parts of radiators for vehicles ofperson;goods;special purpose	-	-	2.750	18.871	-	-
<b>127 Brunei Darussalam</b>	<b>333</b>	<b>4.405</b>	<b>-</b>	<b>-</b>	<b>-100,00</b>	<b>-100,00</b>
4820900000 Other exercise book,binders,manifold,albums	325	4.293	-	-	-100,00	-100,00
8471704000 Optical disk drives,inclusing cd-romdrives,dvd drives & cd-r drives	8	112	-	-	-100,00	-100,00
<b>131 Viet Nam</b>	<b>126.163.241</b>	<b>18.990.825</b>	<b>97.372.896</b>	<b>18.021.263</b>	<b>-22,82</b>	<b>-5,11</b>
1212291900 Seaweeds & oth algae,fresh,chilled/dried used in dyeing,tanning,perfumery	426.720	474.844	81.200	73.080	-80,97	-84,61
2306600000 Oil-cake and other solid residues ofpalm nuts or kernels	29.605.698	3.494.810	42.269.680	4.848.781	42,78	38,74
2701190000 Other coal,whether or not pulverisedbut not agglomerated	96.120.000	15.015.480	55.000.000	13.090.000	-42,78	-12,82
4407293100 Wood sawn/ chipped of a thick > 6 mm.ofKempas,Planed sanded or end-jointed	2.930	1.449	-	-	-100,00	-100,00
4407297100 Wood sawn/ chipped of a thick > 6 mm.ofBalau,Sanded or end-jointed	4.688	2.510	-	-	-100,00	-100,00
4407299300 Oth sanded or end jointed&of a thick> 6 mm jongkok & merbau	3.205	1.732	-	-	-100,00	-100,00
4412940000 Oth plywood,veneered panels&similar wood of blockboard,laminboard&battenboard	-	-	22.016	9.402	-	-

**LANJUTAN TABEL 1.7. DATA EKSPOR ASAL KALIMANTAN TENGAH MENURURT NEGARA TUJUAN DAN KOMODITI HS 2012, 2011-2012**

NEGARA TUJUAN / KOMODITI HS 2012		2011		2012		% PERUBAHAN	
		BERAT KG	NILAI US\$	BERAT KG	NILAI US\$	BERAT	NILAI
(1)		(2)	(3)	(4)	(5)	(6)	(7)
<b>133 India</b>		<b>290.957.830</b>	<b>72.396.587</b>	<b>413.223.623</b>	<b>81.987.117</b>	<b>42,02</b>	<b>13,25</b>
1511100000	Crude palm oil	8.400.000	9.596.800	-	-	-100,00	-100,00
1511909900	Unsolid fractions of refined palm oil,packing net weight>20kg	-	-	24.797.703	21.636.651	-	-
2701129000	Bituminous coal: not coking coal	-	-	41.389.000	3.311.120	-	-
2701190000	Other coal,whether or not pulverisedbut not agglomerated	279.363.000	51.403.410	336.780.000	37.191.340	20,55	-27,65
3823199000	Oth industrial monocarboxylic fatty acid	-	-	5.200.000	4.290.000	-	-
4001221000	Technically Specified Natural Rubber(TSNR) 10	201.600	894.211	-	-	-100,00	-100,00
4001222000	Technically Specified Natural Rubber(TSNR) 20	2.177.280	9.648.547	4.576.320	15.061.265	110,19	56,10
4412310000	Oth plywood,consisting solaly <6mmthinkness w/ at least one outer	-	-	480.600	496.741	-	-
4412390000	Oth plywood consisting solely of sheetsof wood of each thick < 6 mm	815.950	853.619	-	-	-100,00	-100,00
<b>134 Pakistan</b>		<b>308.350</b>	<b>877.063</b>	<b>699.320</b>	<b>627.204</b>	<b>126,79</b>	<b>-28,49</b>
1522009000	Residues resulting from the treatment offatty substan or animal/vegetable waxe	126.910	66.317	72.520	35.535	-42,86	-46,42
3823191000	Acids oil from refining	-	-	511.000	312.497	-	-
4001221000	Technically Specified Natural Rubber(TSNR) 10	60.480	274.259	-	-	-100,00	-100,00
4001222000	Technically Specified Natural Rubber(TSNR) 20	120.960	536.487	100.800	276.172	-16,67	-48,52
6802299000	Monumental/building stone of oth stone, simply cut/sawn with a flat surface	-	-	15.000	3.000	-	-
<b>135 Bangladesh</b>		<b>8.400.000</b>	<b>9.269.000</b>	-	-	<b>-100,00</b>	<b>-100,00</b>
1511100000	Crude palm oil	8.400.000	9.269.000	-	-	-100,00	-100,00
<b>142 Iran</b>		<b>1.955.517</b>	<b>8.909.186</b>	<b>1.391.040</b>	<b>3.781.345</b>	<b>-28,87</b>	<b>-57,56</b>
4001222000	Technically Specified Natural Rubber(TSNR) 20	1.955.517	8.909.186	1.391.040	3.781.345	-28,87	-57,56
<b>143 Saudi Arabia</b>		<b>12.345.145</b>	<b>11.774.016</b>	<b>20.743.348</b>	<b>20.517.192</b>	<b>68,03</b>	<b>74,26</b>
1211901400	Other plants, in cut,crushed or powdered form, used for pharmacy, fresh/dried	369.036	86.853	-	-	-100,00	-100,00
1211909900	Oth plants&parts of plants, not forpharmacy, not cut,crushed/powdered for	-	-	164.250	23.153	-	-
4412310000	Oth plywood,consisting solaly <6mmthinkness w/ at least one outer	4.753.760	4.214.346	4.820.000	4.163.455	1,39	-1,21
4412390000	Oth plywood consisting solely of sheetsof wood of each thick < 6 mm	7.222.349	7.472.817	15.759.098	16.330.584	118,20	118,53

**LANJUTAN TABEL 1.7. DATA EKSPOR ASAL KALIMANTAN TENGAH MENURUT NEGARA TUJUAN DAN KOMODITI HS 2012, 2011-2012**

NEGARA TUJUAN / KOMODITI HS 2012	2011		2012		% PERUBAHAN	
	BERAT KG	NILAI US\$	BERAT KG	NILAI US\$	BERAT	NILAI
(1)	(2)	(3)	(4)	(5)	(6)	(7)
<b>145 Kuwait</b>	-	-	<b>624.400</b>	<b>670.530</b>	-	-
4412390000 Oth plywood consisting solely of sheets of wood of each thick < 6 mm	-	-	624.400	670.530	-	-
<b>152 Oman</b>	<b>6.960.400</b>	<b>6.993.104</b>	<b>10.205.350</b>	<b>10.892.686</b>	<b>46,62</b>	<b>55,76</b>
4412310000 Oth plywood,consisting solaly <6mmthinkness w/ at least one outer	128.700	100.543	311.851	296.161	142,31	194,56
4412390000 Oth plywood consisting solely of sheets of wood of each thick < 6 mm	6.831.700	6.892.561	9.817.669	10.515.787	43,71	52,57
4413000000 Densified wood, in blocks,plates,strips of profile shapes.	-	-	75.830	80.738	-	-
<b>154 Turki</b>	<b>156.918.686</b>	<b>37.879.336</b>	<b>41.848.000</b>	<b>6.486.440</b>	<b>-73,67</b>	<b>-82,88</b>
2701190000 Other coal,whether or not pulverisedbut not agglomerated	158.858.206	37.600.000	41.848.000	6.486.440	-73,66	-82,75
4001222000 Technically Specified Natural Rubber(TSNR) 20	60.480	279.336	-	-	-100,00	-100,00
<b>155 Uni Emirat Arab</b>	<b>9.947.820</b>	<b>9.301.374</b>	<b>9.974.560</b>	<b>9.813.694</b>	<b>0,27</b>	<b>5,51</b>
1211901400 Other plants, in cut,crushed or powdered form, used for pharmacy, fresh/dried	10.500	4.200	-	-	-100,00	-100,00
4412310000 Oth plywood,consisting solaly <6mmthinkness w/ at least one outer	3.595.220	3.072.581	4.130.210	3.663.208	14,88	19,22
4412390000 Oth plywood consisting solely of sheets of wood of each thick < 6 mm	6.342.100	6.224.593	5.844.350	6.150.486	-7,85	-1,19
<b>156 Qatar</b>	<b>1.126.090</b>	<b>1.155.555</b>	<b>1.090.500</b>	<b>1.138.311</b>	<b>-3,16</b>	<b>-1,49</b>
4412310000 Oth plywood,consisting solaly <6mmthinkness w/ at least one outer	172.090	149.565	-	-	-100,00	-100,00
4412390000 Oth plywood consisting solely of sheets of wood of each thick < 6 mm	954.000	1.005.990	1.090.500	1.138.311	14,31	13,15
<b>211 Mesir</b>	<b>6.225</b>	<b>5.603</b>	-	-	<b>-100,00</b>	<b>-100,00</b>
1401201100 Raw whole rattans used primarily forplaiting, cleaned, bleached/dyed	6.225	5.603	-	-	-100,00	-100,00
<b>212 Libya</b>	<b>48.060</b>	<b>18.021</b>	<b>25.410</b>	<b>3.175</b>	<b>-47,13</b>	<b>-82,38</b>
1211909900 Oth plants&parts of plants, not forpharmacy, not cut,crushed/powdered for	48.060	18.021	25.410	3.175	-47,13	-82,38
<b>216 Sudan</b>	<b>29.200</b>	<b>4.088</b>	-	-	<b>-100,00</b>	<b>-100,00</b>
1211901400 Other plants, in cut,crushed or powdered form, used for pharmacy, fresh/dried	29.200	4.088	-	-	-100,00	-100,00

**LANJUTAN TABEL 1.7. DATA EKSPOR ASAL KALIMANTAN TENGAH MENURURT NEGARA TUJUAN DAN KOMODITI HS 2012, 2011-2012**

NEGARA TUJUAN / KOMODITI HS 2012	2011		2012		% PERUBAHAN	
	BERAT KG	NILAI US\$	BERAT KG	NILAI US\$	BERAT	NILAI
(1)	(2)	(3)	(4)	(5)	(6)	(7)
<b>237 Nigeria</b>	<b>37.700</b>	<b>7.110</b>	-	-	<b>-100,00</b>	<b>-100,00</b>
1211909500 Agarwood (gaharu) chips, fresh/dried	37.700	7.110	-	-	-100,00	-100,00
<b>261 Afrika Selatan</b>	<b>3.060.386</b>	<b>3.682.138</b>	-	-	<b>-100,00</b>	<b>-100,00</b>
1511909110 Solid fractions of refined palm oil,packing of a net weight_20kg	2.999.906	3.344.895	-	-	-100,00	-100,00
4001222000 Technically Specified Natural Rubber(TSNR) 20	60.480	337.243	-	-	-100,00	-100,00
<b>311 Australia</b>	<b>490.790</b>	<b>2.350.278</b>	<b>1.553.993</b>	<b>4.919.880</b>	<b>216,63</b>	<b>109,33</b>
4001221000 Technically Specified Natural Rubber(TSNR) 10	80.640	365.507	40.320	152.873	-50,00	-58,18
4001222000 Technically Specified Natural Rubber(TSNR) 20	403.200	1.867.745	1.512.000	4.760.303	275,00	154,87
4414000000 Wooden frames for paintings, photographs mirrors or similar objects.	-	-	1.673	6.704	-	-
8474101000 Sorting,screening,separating/washingmachines, electrically operated	3.550	51.971	-	-	-100,00	-100,00
8609000090 Container of oth material,design&equip for carriage by one/more mode transport	3.400	65.055	-	-	-100,00	-100,00
<b>322 Kaledonia Baru</b>	<b>17.808</b>	<b>47.459</b>	-	-	<b>-100,00</b>	<b>-100,00</b>
9406009200 Other prefabricated buildings of wood	17.808	47.459	-	-	-100,00	-100,00
<b>411 Amerika Serikat</b>	<b>5.321.070</b>	<b>24.071.080</b>	<b>4.994.422</b>	<b>15.296.111</b>	<b>-6,14</b>	<b>-36,45</b>
4001221000 Technically Specified Natural Rubber(TSNR) 10	141.120	632.782	-	-	-100,00	-100,00
4001222000 Technically Specified Natural Rubber(TSNR) 20	4.908.959	22.922.166	3.418.240	11.695.707	-30,37	-48,98
4407251100 Wood sawn/ chipped of a thick > 6mm.ofdark&light red meranti,Sanded/end joint	6.601	2.933	-	-	-100,00	-100,00
4407293100 Wood sawn/ chipped of a thick > 6 mm.ofKempas,Planed sanded or end-jointed	14.407	6.403	-	-	-100,00	-100,00
4407294100 Wood sawn/ chipped of a thick > 6 mm.ofKeruing,Planed,sanded or end jointed	5.321	2.364	-	-	-100,00	-100,00
4407297100 Wood sawn/ chipped of a thick > 6 mm.ofBalau,Sanded or end-jointed	55.145	24.508	-	-	-100,00	-100,00
4409290000 Oth non coniferous oth teak stripsfriezes for parquet flooring	-	-	135.670	181.802	-	-
4414000000 Wooden frames for paintings, photographs mirrors or similar objects.	4.849	17.608	4.638	22.566	-4,35	28,16
4417001000 Tools,tool bodies,tool handles,broom orbrush bodies & handles, of wood	151.678	367.033	-	-	-100,00	-100,00
4417009000 Oth Tools,tool bodies,tool handles,broom or brush bodies & handles, of wood	-	-	1.199.977	2.768.177	-	-
4420909000 Oth wood marquetry and inlaid,casket and similar articles of wood	32.990	95.283	235.897	627.859	615,06	558,94

**LANJUTAN TABEL 1.7. DATA EKSPOR ASAL KALIMANTAN TENGAH MENURUT NEGARA TUJUAN DAN KOMODITI HS 2012, 2011-2012**

NEGARA TUJUAN / KOMODITI HS 2012		2011		2012		% PERUBAHAN	
		BERAT KG	NILAI US\$	BERAT KG	NILAI US\$	BERAT	NILAI
(1)		(2)	(3)	(4)	(5)	(6)	(7)
<b>412 Kanada</b>		<b>756.699</b>	<b>3.544.939</b>	<b>925.427</b>	<b>2.981.650</b>	<b>22,30</b>	<b>-15,89</b>
4001221000	Technically Specified Natural Rubber(TSNR) 10	120.960	610.449	-	-	-100,00	-100,00
4001222000	Technically Specified Natural Rubber(TSNR) 20	635.739	2.934.490	820.260	2.832.987	29,02	-3,46
4409290000	Oth non coniferous oth teak stripsfriezes for parquet flooring	-	-	81.385	104.435	-	-
4417009000	Oth Tools,tool bodies,tool handles,broom or brush bodies & handles, of wood	-	-	23.782	44.228	-	-
<b>421 Meksiko</b>		<b>544.320</b>	<b>2.478.682</b>	-	-	<b>-100,00</b>	<b>-100,00</b>
4001222000	Technically Specified Natural Rubber(TSNR) 20	544.320	2.478.682	-	-	-100,00	-100,00
<b>431 Chili</b>		-	-	<b>100.800</b>	<b>362.840</b>	-	-
4001222000	Technically Specified Natural Rubber(TSNR) 20	-	-	100.800	362.840	-	-
<b>433 Argentina</b>		<b>100.800</b>	<b>418.391</b>	-	-	<b>-100,00</b>	<b>-100,00</b>
4001222000	Technically Specified Natural Rubber(TSNR) 20	100.800	418.391	-	-	-100,00	-100,00
<b>434 Brazil</b>		<b>1.758.958</b>	<b>8.213.932</b>	<b>20.160</b>	<b>57.445</b>	<b>-98,85</b>	<b>-99,30</b>
4001222000	Technically Specified Natural Rubber(TSNR) 20	1.758.958	8.213.932	20.160	57.445	-98,85	-99,30
<b>435 Colombia</b>		<b>161.279</b>	<b>731.757</b>	-	-	<b>-100,00</b>	<b>-100,00</b>
4001222000	Technically Specified Natural Rubber(TSNR) 20	161.279	731.757	-	-	-100,00	-100,00
<b>442 Peru</b>		<b>100.800</b>	<b>378.000</b>	-	-	<b>-100,00</b>	<b>-100,00</b>
4001222000	Technically Specified Natural Rubber(TSNR) 20	100.800	378.000	-	-	-100,00	-100,00
<b>511 Inggris</b>		<b>287.280</b>	<b>1.312.405</b>	<b>362.880</b>	<b>1.062.326</b>	<b>26,32</b>	<b>-19,06</b>
4001222000	Technically Specified Natural Rubber(TSNR) 20	287.280	1.312.405	362.880	1.062.326	26,32	-19,06
<b>512 Belanda</b>		<b>5.521.400</b>	<b>21.428.486</b>	<b>2.507.143</b>	<b>4.751.258</b>	<b>-54,59</b>	<b>-77,83</b>
1511100000	Crude palm oil	-	-	1.000.000	981.950	-	-
4001222000	Technically Specified Natural Rubber(TSNR) 20	4.504.488	20.219.072	879.480	3.058.828	-80,48	-84,87
4407251100	Wood sawn/ chipped of a thick > 6mm.ofdark&light red meranti,Sanded/end joint	66.459	71.903	-	-	-100,00	-100,00
4409290000	Oth non coniferous oth teak stripsfriezes for parquet flooring	309.301	395.261	-	-	-100,00	-100,00
4412390000	Oth plywood consisting solely of sheets of wood of each thick < 6 mm	406.850	419.520	583.250	633.212	43,36	50,94
4412940000	Oth plywood,veneered panels&similar wood of blockboard,laminboard&battenboard	234.302	322.730	44.413	77.268	-81,04	-76,06

**LANJUTAN TABEL 1.7. DATA EKSPOR ASAL KALIMANTAN TENGAH MENURURT NEGARA TUJUAN DAN KOMODITI HS 2012, 2011-2012**

NEGARA TUJUAN / KOMODITI HS 2012		2011		2012		% PERUBAHAN	
		BERAT KG	NILAI US\$	BERAT KG	NILAI US\$	BERAT	NILAI
(1)		(2)	(3)	(4)	(5)	(6)	(7)
<b>513 Perancis</b>		<b>1.471.911</b>	<b>6.739.675</b>	<b>612.360</b>	<b>1.993.881</b>	<b>-58,40</b>	<b>-70,42</b>
4001222000	Technically Specified Natural Rubber(TSNR) 20	1.428.840	6.675.212	612.360	1.993.881	-57,14	-70,13
4412940000	Oth plywood,veneered panels&similar wood of blockboard,laminboard&battenboard	43.071	64.463	-	-	-100,00	-100,00
<b>514 Jerman</b>		<b>37.046.993</b>	<b>24.180.045</b>	<b>44.560.055</b>	<b>16.392.886</b>	<b>20,28</b>	<b>-32,20</b>
2701190000	Other coal,whether or not pulverisedbut not agglomerated	33.330.000	8.832.450	41.815.000	8.363.000	25,46	-5,32
4001221000	Technically Specified Natural Rubber(TSNR) 10	-	-	40.320	132.445	-	-
4001222000	Technically Specified Natural Rubber(TSNR) 20	2.983.679	14.209.454	2.101.680	6.897.715	-29,56	-51,46
4412390000	Oth plywood consisting solely of sheets of wood of each thick < 6 mm	123.990	172.624	246.470	379.894	98,78	120,07
4412940000	Oth plywood,veneered panels&similar wood of blockboard,laminboard&battenboard	609.324	965.517	356.585	619.832	-41,48	-35,80
<b>516 Belgia</b>		<b>11.420.926</b>	<b>17.269.263</b>	<b>9.284.110</b>	<b>14.438.522</b>	<b>-18,71</b>	<b>-16,39</b>
4001222000	Technically Specified Natural Rubber(TSNR) 20	1.612.798	7.295.366	2.419.200	7.196.060	50,00	-1,36
4407251100	Wood sawn/ chipped of a thick > 6mm.ofdark&light red meranti,Sanded/end joint	3.683	5.811	3.528	5.983	-4,21	2,96
4412310000	Oth plywood,consisting solaly <6mmthickness w/ at least one outer	3.660.869	3.348.495	2.612.555	2.717.840	-28,64	-18,83
4412390000	Oth plywood consisting solely of sheets of wood of each thick < 6 mm	5.817.151	6.100.528	4.163.224	4.371.156	-28,43	-28,35
4412940000	Oth plywood,veneered panels&similar wood of blockboard,laminboard&battenboard	326.425	519.063	85.603	147.483	-73,78	-71,59
<b>521 Denmark</b>		<b>2</b>	<b>4</b>	<b>-</b>	<b>-</b>	<b>-100,00</b>	<b>-100,00</b>
6201930000	Men's/boys' wind-cheaters,wind-jacketsof man-made fibr oth thn of head 6203	2	4	-	-	-100,00	-100,00
<b>524 Finlandia</b>		<b>8.668.800</b>	<b>41.075.976</b>	<b>3.064.320</b>	<b>10.123.284</b>	<b>-64,65</b>	<b>-75,35</b>
4001222000	Technically Specified Natural Rubber(TSNR) 20	8.668.800	41.075.976	3.064.320	10.123.284	-64,65	-75,35
<b>526 Italia</b>		<b>296.203</b>	<b>1.493.518</b>	<b>90.720</b>	<b>293.851</b>	<b>-69,37</b>	<b>-80,32</b>
4001222000	Technically Specified Natural Rubber(TSNR) 20	294.840	1.443.442	90.720	293.851	-69,23	-79,64
6201930000	Men's/boys' wind-cheaters,wind-jacketsof man-made fibr oth thn of head 6203	1.363	50.076	-	-	-100,00	-100,00
<b>527 Spanyol</b>		<b>1.360.800</b>	<b>6.217.607</b>	<b>498.960</b>	<b>1.674.882</b>	<b>-63,33</b>	<b>-73,06</b>
4001222000	Technically Specified Natural Rubber(TSNR) 20	1.360.800	6.217.607	498.960	1.674.882	-63,33	-73,06

**LANJUTAN TABEL 1.7. DATA EKSPOR ASAL KALIMANTAN TENGAH MENURURT NEGARA TUJUAN DAN KOMODITI HS 2012, 2011-2012**

NEGARA TUJUAN / KOMODITI HS 2012	2011		2012		% PERUBAHAN	
	BERAT KG	NILAI US\$	BERAT KG	NILAI US\$	BERAT	NILAI
(1)	(2)	(3)	(4)	(5)	(6)	(7)
<b>543 Polandia</b>	<b>136.080</b>	<b>563.881</b>	<b>90.720</b>	<b>307.752</b>	<b>-33,33</b>	<b>-45,42</b>
4001222000 Technically Specified Natural Rubber(TSNR) 20	136.080	563.881	90.720	307.752	-33,33	-45,42
<b>544 Rumania</b>	<b>703.080</b>	<b>3.304.455</b>	<b>865.620</b>	<b>2.636.028</b>	<b>23,12</b>	<b>-20,23</b>
4001222000 Technically Specified Natural Rubber(TSNR) 20	703.080	3.304.455	865.620	2.636.028	23,12	-20,23
<b>557 Ukraina</b>	<b>75.250.000</b>	<b>17.533.250</b>	<b>81.430.000</b>	<b>13.435.950</b>	<b>8,21</b>	<b>-23,37</b>
2701190000 Other coal,whether or not pulverisedbut not agglomerated	75.250.000	17.533.250	81.430.000	13.435.950	8,21	-23,37
<b>559 Lithuania</b>	<b>1.229.760</b>	<b>5.907.424</b>	-	-	<b>-100,00</b>	<b>-100,00</b>
4001221000 Technically Specified Natural Rubber(TSNR) 10	786.240	3.685.253	-	-	-100,00	-100,00
4001222000 Technically Specified Natural Rubber(TSNR) 20	443.520	2.222.171	-	-	-100,00	-100,00
<b>560 Latvia</b>	<b>322.560</b>	<b>1.415.371</b>	<b>524.160</b>	<b>1.762.821</b>	<b>62,50</b>	<b>24,55</b>
4001222000 Technically Specified Natural Rubber(TSNR) 20	322.560	1.415.371	524.160	1.762.821	62,50	24,55
<b>572 Fed Russia</b>	-	-	<b>987.840</b>	<b>3.345.944</b>	-	-
4001222000 Technically Specified Natural Rubber(TSNR) 20	-	-	987.840	3.345.944	-	-
<b>TOTAL EKSPOR</b>	<b>4.202.950.881</b>	<b>1.343.477.745</b>	<b>6.001.105.001</b>	<b>1.152.671.555</b>	<b>42,78</b>	<b>-14,20</b>



**TABEL 1.8. DATA EKSPOR ASAL KALIMANTAN TENGAH MENURUT KOMODITI HS 2012 DAN PELABUHAN MUAT, 2011-2012**

KOMODITI HS 2012/PELABUHAN MUAT	2011		2012		% PERUBAHAN	
	BERAT KG	NILAI US\$	BERAT KG	NILAI US\$	BERAT	NILAI
(1)	(2)	(3)	(4)	(5)	(6)	(7)
<b>030111100 Live freshwater ornamental fish, fry</b>	-	-	<b>38</b>	<b>943</b>	-	-
743 PANGKALAN BUN	-	-	38	943	-	-
<b>030111910 Koi carp (Cyprinus carpio)</b>	<b>34</b>	<b>3.073</b>	-	-	<b>-100,00</b>	<b>-100,00</b>
434 SOEKARNO-HATTA (U)	34	3.073	-	-	-100,00	-100,00
<b>030199409 Other freshwater fish</b>	<b>145</b>	<b>5.545</b>	<b>130</b>	<b>3.152</b>	<b>-10,34</b>	<b>-43,16</b>
743 PANGKALAN BUN	145	5.545	35	849	-75,86	-84,69
750 PULANG PISAU	-	-	95	2.303	-	-
<b>121190140 Other plants, in cut,crushed or powdered form, used for pharmacy, fresh/dried</b>	<b>437.965</b>	<b>106.833</b>	-	-	<b>-100,00</b>	<b>-100,00</b>
771 BANJARMASIN	437.965	106.833	-	-	-100,00	-100,00
<b>121190950 Agarwood (gaharu) chips, fresh/dried</b>	<b>52.700</b>	<b>22.110</b>	-	-	<b>-100,00</b>	<b>-100,00</b>
746 SAMPIT	52.700	22.110	-	-	-100,00	-100,00
<b>121190990 Oth plants&amp;parts of plants, not forpharmacy, not cut,crushed/powdered for</b>	<b>48.060</b>	<b>18.021</b>	<b>189.660</b>	<b>26.328</b>	<b>294,63</b>	<b>46,10</b>
771 BANJARMASIN	48.060	18.021	189.660	26.328	294,63	46,10
<b>121229190 Seaweeds &amp; oth algae,fresh,chilled/dried used in dyeing,tanning,perfumery</b>	<b>454.540</b>	<b>504.055</b>	<b>81.200</b>	<b>73.080</b>	<b>-82,14</b>	<b>-85,50</b>
563 TANJUNG PERAK	454.540	504.055	81.200	73.080	-82,14	-85,50
<b>121490000 Other forage products,whether/not in forof pellets,oth than lucerne (alfalfa)</b>	<b>2.647</b>	<b>1.425</b>	<b>4.500</b>	<b>9.750</b>	<b>70,00</b>	<b>584,21</b>
771 BANJARMASIN	2.647	1.425	4.500	9.750	70,00	584,21

**LANJUTAN TABEL 1.8. DATA EKSPOR ASAL KALIMANTAN TENGAH MENURUT KOMODITI HS 2012 DAN PELABUHAN MUAT, 2011-2012**

KOMODITI HS 2012/PELABUHAN MUAT (1)	2011		2012		% PERUBAHAN	
	BERAT KG (2)	NILAI US\$ (3)	BERAT KG (4)	NILAI US\$ (5)	BERAT (6)	NILAI (7)
<b>140120110 Raw whole rattans used primarily forplaiting, cleaned, bleached/dyed</b>	<b>7.897.574</b>	<b>7.148.949</b>	-	-	<b>-100,00</b>	<b>-100,00</b>
771 BANJARMASIN	7.897.574	7.148.949	-	-	-100,00	-100,00
<b>140490900 Oth vegetable prodcts not used primarilyin tanning/dyeing, nes</b>	<b>6.622.456</b>	<b>304.712</b>	<b>8.955.290</b>	<b>507.731</b>	<b>35,23</b>	<b>66,63</b>
746 SAMPIT	6.622.456	304.712	8.955.290	507.731	35,23	66,63
<b>151110000 Crude palm oil</b>	<b>170.001.616</b>	<b>185.804.462</b>	<b>71.726.306</b>	<b>72.919.070</b>	<b>-57,81</b>	<b>-60,75</b>
743 PANGKALAN BUN	14.001.058	15.610.280	-	-	-100,00	-100,00
744 KUMAI	131.401.339	141.787.812	71.726.306	72.919.070	-45,41	-48,57
746 SAMPIT	24.599.219	28.406.370	-	-	-100,00	-100,00
<b>151190911 Solid fractions of refined palm oil,packing of a net weight_20kg</b>	<b>118.389.285</b>	<b>115.272.808</b>	<b>5.000.000</b>	<b>4.975.000</b>	<b>-95,78</b>	<b>-95,68</b>
744 KUMAI	118.389.285	115.272.808	5.000.000	4.975.000	-95,78	-95,68
<b>151190919 Solid fractions of refined palm oil,packing of a net weight&gt;20kg</b>	-	-	<b>24.100.000</b>	<b>24.253.000</b>	-	-
744 KUMAI	-	-	24.100.000	24.253.000	-	-
<b>151190990 Unsolid fractions of refined palm oil,packing net weight&gt;20kg</b>	-	-	<b>172.286.712</b>	<b>154.700.111</b>	-	-
743 PANGKALAN BUN	-	-	10.398.832	9.251.561	-	-
744 KUMAI	-	-	161.887.880	145.448.550	-	-
<b>151319100 Fractions of unrefined coconut oil, notchemically modified</b>	<b>11.999.964</b>	<b>13.594.939</b>	-	-	<b>-100,00</b>	<b>-100,00</b>
744 KUMAI	11.999.964	13.594.939	-	-	-100,00	-100,00
<b>151321100 Crude oil of palm kernel</b>	<b>17.349.782</b>	<b>20.975.656</b>	<b>3.499.934</b>	<b>3.795.678</b>	<b>-79,83</b>	<b>-81,90</b>
746 SAMPIT	17.349.782	20.975.656	3.499.934	3.795.678	-79,83	-81,90

**LANJUTAN TABEL 1.8. DATA EKSPOR ASAL KALIMANTAN TENGAH MENURUT KOMODITI HS 2012 DAN PELABUHAN MUAT, 2011-2012**

KOMODITI HS 2012/PELABUHAN MUAT (1)	2011		2012		% PERUBAHAN	
	BERAT KG (2)	NILAI US\$ (3)	BERAT KG (4)	NILAI US\$ (5)	BERAT (6)	NILAI (7)
<b>151620212 Hydrogenated fats in flakes of palmolein</b>	-	-	<b>3.500.000</b>	<b>3.412.500</b>	-	-
744 KUMAI	-	-	3.500.000	3.412.500	-	-
<b>151620213 Hydrogenated fats in flakes of palmstearin</b>	-	-	<b>9.600.000</b>	<b>9.312.000</b>	-	-
744 KUMAI	-	-	9.600.000	9.312.000	-	-
<b>152200900 Residues resulting from the treatment offatty substan or animal/vegetable w</b>	<b>126.910</b>	<b>66.317</b>	<b>72.520</b>	<b>35.535</b>	<b>-42,86</b>	<b>-46,42</b>
563 TANJUNG PERAK	126.910	66.317	72.520	35.535	-42,86	-46,42
<b>230660000 Oil-cake and other solid residues ofpalm nuts or kernels</b>	<b>43.756.868</b>	<b>4.949.524</b>	<b>52.639.071</b>	<b>5.786.388</b>	<b>20,30</b>	<b>16,91</b>
744 KUMAI	2.720.280	348.195	-	-	-100,00	-100,00
746 SAMPIT	41.036.588	4.601.329	52.639.071	5.786.388	28,27	25,75
<b>250510000 Silica sands and quartz sands</b>	<b>10.000</b>	<b>2.550</b>	-	-	<b>-100,00</b>	<b>-100,00</b>
431 TANJUNG PRIOK	10.000	2.550	-	-	-100,00	-100,00
<b>260111000 Iron ores and concentrates, other thanroasted iron pyrites :non agglomeratec</b>	<b>673.149.000</b>	<b>21.100.695</b>	<b>893.817.514</b>	<b>23.055.766</b>	<b>32,78</b>	<b>9,27</b>
743 PANGKALAN BUN	54.200.000	1.626.000	-	-	-100,00	-100,00
744 KUMAI	558.534.000	16.756.020	857.767.143	22.148.050	53,57	32,18
746 SAMPIT	60.415.000	2.718.675	36.050.371	907.716	-40,33	-66,61
<b>260600000 Aluminium ores and concentrates</b>	<b>104.974.000</b>	<b>1.574.610</b>	<b>779.469.860</b>	<b>11.689.764</b>	<b>642,54</b>	<b>642,39</b>
746 SAMPIT	104.974.000	1.574.610	779.469.860	11.689.764	642,54	642,39
<b>261400100 Titanium ores and concentrates, ilmeniteores and concentrates</b>	<b>378.000</b>	<b>54.950</b>	<b>4.138.000</b>	<b>613.410</b>	<b>994,71</b>	<b>1.016,31</b>
563 TANJUNG PERAK	378.000	54.950	4.138.000	613.410	994,71	1.016,31

**LANJUTAN TABEL 1.8. DATA EKSPOR ASAL KALIMANTAN TENGAH MENURUT KOMODITI HS 2012 DAN PELABUHAN MUAT, 2011-2012**

KOMODITI HS 2012/PELABUHAN MUAT (1)	2011		2012		% PERUBAHAN	
	BERAT KG (2)	NILAI US\$ (3)	BERAT KG (4)	NILAI US\$ (5)	BERAT (6)	NILAI (7)
<b>261510000 Zirconium ores and concentrates</b>	<b>28.673.750</b>	<b>11.990.111</b>	<b>71.412.949</b>	<b>49.407.158</b>	<b>149,05</b>	<b>312,07</b>
494 TANJUNG EMAS	-	-	479.660	791.449	-	-
563 TANJUNG PERAK	16.289.875	5.476.783	25.380.000	25.819.970	55,80	371,44
746 SAMPIT	-	-	2.880.000	1.543.470	-	-
771 BANJARMASIN	12.383.875	6.513.328	42.673.289	21.252.269	244,59	226,29
<b>270112100 Bituminous coal: coking coal</b>	<b>169.974.484</b>	<b>13.415.954</b>	<b>174.947.777</b>	<b>24.064.916</b>	<b>2,93</b>	<b>79,38</b>
743 PANGKALAN BUN	50.940.000	3.565.800	-	-	-100,00	-100,00
750 PULANG PISAU	7.535.146	831.759	37.817.777	3.906.806	401,89	369,70
771 BANJARMASIN	111.499.338	9.018.395	137.130.000	20.158.110	22,99	123,52
<b>270112900 Bituminous coal: not coking coal</b>	<b>-</b>	<b>-</b>	<b>190.007.430</b>	<b>16.363.357</b>	<b>-</b>	<b>-</b>
750 PULANG PISAU	-	-	132.032.430	11.522.445	-	-
771 BANJARMASIN	-	-	57.975.000	4.840.912	-	-
<b>270119000 Other coal,whether or not pulverisedbut not agglomerated</b>	<b>2.678.959.206</b>	<b>519.910.062</b>	<b>3.381.916.581</b>	<b>456.062.426</b>	<b>26,24</b>	<b>-12,28</b>
743 PANGKALAN BUN	37.000.000	2.590.000	-	-	-100,00	-100,00
750 PULANG PISAU	-	-	7.359.581	706.519	-	-
771 BANJARMASIN	2.324.274.206	460.338.564	2.664.410.000	382.423.846	14,63	-16,93
773 KOTABARU	317.685.000	56.981.498	710.147.000	72.932.061	123,54	27,99
<b>382319100 Acids oil from refining</b>	<b>12.499.878</b>	<b>10.739.086</b>	<b>1.005.030</b>	<b>613.855</b>	<b>-91,96</b>	<b>-94,28</b>
744 KUMAI	12.499.878	10.739.086	1.005.030	613.855	-91,96	-94,28
<b>382319900 Oth industrial monocarboxylic fatty acid</b>	<b>1.560.683</b>	<b>757.078</b>	<b>11.904.840</b>	<b>9.429.469</b>	<b>662,80</b>	<b>1.145,51</b>
744 KUMAI	-	-	11.200.000	9.150.000	-	-
746 SAMPIT	1.560.683	757.078	704.840	279.469	-54,84	-63,09

**LANJUTAN TABEL 1.8. DATA EKSPOR ASAL KALIMANTAN TENGAH MENURUT KOMODITI HS 2012 DAN PELABUHAN MUAT, 2011-2012**

KOMODITI HS 2012/PELABUHAN MUAT (1)	2011		2012		% PERUBAHAN	
	BERAT KG (2)	NILAI US\$ (3)	BERAT KG (4)	NILAI US\$ (5)	BERAT (6)	NILAI (7)
<b>400122100 Technically Specified Natural Rubber(TSNR) 10</b>	<b>1.612.800</b>	<b>7.476.347</b>	<b>80.640</b>	<b>285.318</b>	<b>-95,00</b>	<b>-96,18</b>
563 TANJUNG PERAK	1.512.000	7.037.867	80.640	285.318	-94,67	-95,95
771 BANJARMASIN	100.800	438.480	-	-	-100,00	-100,00
<b>400122200 Technically Specified Natural Rubber(TSNR) 20</b>	<b>69.599.534</b>	<b>321.461.283</b>	<b>56.038.920</b>	<b>179.987.251</b>	<b>-19,48</b>	<b>-44,01</b>
563 TANJUNG PERAK	69.055.214	318.934.025	54.829.320	176.045.730	-20,60	-44,80
771 BANJARMASIN	544.320	2.527.258	1.209.600	3.941.521	122,22	55,96
<b>400130190 Jelutong in other forms</b>	<b>493.952</b>	<b>1.329.125</b>	<b>473.000</b>	<b>1.154.500</b>	<b>-4,24</b>	<b>-13,14</b>
563 TANJUNG PERAK	162.000	1.174.500	126.000	994.500	-22,22	-15,33
771 BANJARMASIN	331.952	154.625	347.000	160.000	4,53	3,48
<b>400591900 Other compounded rubber,unvulcanised,inplates, sheets, &amp; strip</b>	<b>-</b>	<b>-</b>	<b>1.209.600</b>	<b>3.609.144</b>	<b>-</b>	<b>-</b>
563 TANJUNG PERAK	-	-	1.209.600	3.609.144	-	-
<b>400599900 Other compounded rubber,unvulcanised,inother form</b>	<b>-</b>	<b>-</b>	<b>5.302.080</b>	<b>16.877.585</b>	<b>-</b>	<b>-</b>
563 TANJUNG PERAK	-	-	5.302.080	16.877.585	-	-
<b>440290100 Oth than wood charcoal(including shell or nut charcoal), of bamboo</b>	<b>166.875</b>	<b>51.891</b>	<b>-</b>	<b>-</b>	<b>-100,00</b>	<b>-100,00</b>
431 TANJUNG PRIOK	47.875	10.411	-	-	-100,00	-100,00
563 TANJUNG PERAK	119.000	41.480	-	-	-100,00	-100,00
<b>440290900 Oth wood charcoal(including shell or nut charcoal), of coconut shell</b>	<b>-</b>	<b>-</b>	<b>21.500</b>	<b>7</b>	<b>-</b>	<b>-</b>
563 TANJUNG PERAK	-	-	21.500	7	-	-

**LANJUTAN TABEL 1.8. DATA EKSPOR ASAL KALIMANTAN TENGAH MENURUT KOMODITI HS 2012 DAN PELABUHAN MUAT, 2011-2012**

KOMODITI HS 2012/PELABUHAN MUAT (1)	2011		2012		% PERUBAHAN	
	BERAT KG (2)	NILAI US\$ (3)	BERAT KG (4)	NILAI US\$ (5)	BERAT (6)	NILAI (7)
<b>440725110 Wood sawn/ chipped of a thick &gt; 6mm.ofdark&amp;light red meranti,Sanded/end j</b>	<b>440.950</b>	<b>237.655</b>	<b>191.528</b>	<b>130.001</b>	<b>-56,56</b>	<b>-45,30</b>
743 PANGKALAN BUN	370.808	159.941	188.000	124.018	-49,30	-22,46
746 SAMPIT	70.142	77.714	3.528	5.983	-94,97	-92,30
<b>440725190 Wood sawn/ chipped of a thick &gt; 6mm. ofdark&amp;light red meranti,Sanded/ end</b>	-	-	<b>90.110</b>	<b>50.061</b>	-	-
743 PANGKALAN BUN	-	-	90.110	50.061	-	-
<b>440726100 Wood sawn/ chipped of a thick &gt; 6mm.of White Lauan,Seraya,yellow meranti</b>	-	-	<b>1.383</b>	<b>1.799</b>	-	-
746 SAMPIT	-	-	1.383	1.799	-	-
<b>440729310 Wood sawn/ chipped of a thick &gt; 6 mm.ofKempas,Planed sanded or end-jointe</b>	<b>17.337</b>	<b>7.852</b>	-	-	<b>-100,00</b>	<b>-100,00</b>
743 PANGKALAN BUN	14.407	6.403	-	-	-100,00	-100,00
746 SAMPIT	2.930	1.449	-	-	-100,00	-100,00
<b>440729410 Wood sawn/ chipped of a thick &gt; 6 mm.ofKeruing,Planed,sanded or end jointe</b>	<b>9.744</b>	<b>5.407</b>	-	-	<b>-100,00</b>	<b>-100,00</b>
743 PANGKALAN BUN	5.321	2.364	-	-	-100,00	-100,00
746 SAMPIT	4.423	3.043	-	-	-100,00	-100,00
<b>440729710 Wood sawn/ chipped of a thick &gt; 6 mm.ofBalau,Sanded or end-jointed</b>	<b>59.833</b>	<b>27.018</b>	-	-	<b>-100,00</b>	<b>-100,00</b>
743 PANGKALAN BUN	55.145	24.508	-	-	-100,00	-100,00
746 SAMPIT	4.688	2.510	-	-	-100,00	-100,00
<b>440729930 Oth sanded or end jointed&amp;of a thick&gt; 6 mm jongkok &amp; merbau</b>	<b>3.205</b>	<b>1.732</b>	-	-	<b>-100,00</b>	<b>-100,00</b>
746 SAMPIT	3.205	1.732	-	-	-100,00	-100,00

LANJUTAN TABEL 1.8. DATA EKSPOR ASAL KALIMANTAN TENGAH MENURUT KOMODITI HS 2012 DAN PELABUHAN MUAT, 2011-2012

KOMODITI HS 2012/PELABUHAN MUAT (1)	2011		2012		% PERUBAHAN	
	BERAT KG (2)	NILAI US\$ (3)	BERAT KG (4)	NILAI US\$ (5)	BERAT (6)	NILAI (7)
<b>440910000</b> Coniferous wood cotinuously shapedalong any of its edgee,ends/faces	-	-	<b>11.856</b>	<b>4.576</b>	-	-
746 SAMPIT	-	-	11.856	4.576	-	-
<b>440929000</b> Oth non coniferous oth teak stripsfriezes for parquet flooring	<b>4.290.909</b>	<b>3.175.737</b>	<b>1.353.610</b>	<b>1.104.453</b>	<b>-68,45</b>	<b>-65,22</b>
431 TANJUNG PRIOK	28.616	35.494	78.019	104.084	172,64	193,24
743 PANGKALAN BUN	4.068.071	2.927.508	1.217.833	968.044	-70,06	-66,93
744 KUMAI	144.683	188.363	-	-	-100,00	-100,00
746 SAMPIT	49.539	24.372	57.758	32.325	16,59	32,63
<b>441231000</b> Oth plywood,consisting solaly <6mmthinkness w/ at least one outer	<b>21.987.558</b>	<b>20.396.147</b>	<b>15.612.626</b>	<b>14.345.055</b>	<b>-28,99</b>	<b>-29,67</b>
743 PANGKALAN BUN	21.987.558	20.396.147	15.582.166	14.313.981	-29,13	-29,82
744 KUMAI	-	-	30.460	31.074	-	-
<b>441239000</b> Oth plywood consisting solely of sheetsof wood of each thick < 6 mm	<b>28.514.090</b>	<b>29.142.252</b>	<b>38.128.961</b>	<b>40.189.960</b>	<b>33,72</b>	<b>37,91</b>
743 PANGKALAN BUN	28.342.470	28.900.497	38.128.961	40.189.960	34,53	39,06
744 KUMAI	171.620	241.755	-	-	-100,00	-100,00
<b>441294000</b> Oth plywood,veneered panels&similar wood of blockboard,laminboard&batte	<b>1.738.551</b>	<b>2.312.213</b>	<b>876.195</b>	<b>1.200.158</b>	<b>-49,60</b>	<b>-48,09</b>
743 PANGKALAN BUN	136.730	135.475	-	-	-100,00	-100,00
746 SAMPIT	1.601.821	2.176.738	876.195	1.200.158	-45,30	-44,86
<b>441299001</b> Veneered panels&similar w/at least oneother wood	<b>26.397.183</b>	<b>28.265.722</b>	<b>220.000</b>	<b>210.320</b>	<b>-99,17</b>	<b>-99,26</b>
743 PANGKALAN BUN	26.397.183	28.265.722	220.000	210.320	-99,17	-99,26
<b>441299009</b> Veneered panels&similar w/at least oneother wood	-	-	<b>19.614.920</b>	<b>18.752.159</b>	-	-
743 PANGKALAN BUN	-	-	18.187.670	17.332.738	-	-
744 KUMAI	-	-	1.427.250	1.419.421	-	-

**LANJUTAN TABEL 1.8. DATA EKSPOR ASAL KALIMANTAN TENGAH MENURUT KOMODITI HS 2012 DAN PELABUHAN MUAT, 2011-2012**

KOMODITI HS 2012/PELABUHAN MUAT (1)	2011		2012		% PERUBAHAN	
	BERAT KG (2)	NILAI US\$ (3)	BERAT KG (4)	NILAI US\$ (5)	BERAT (6)	NILAI (7)
<b>441300000 Densified wood, in blocks, plates, strip of profile shapes.</b>	-	-	<b>75.830</b>	<b>80.738</b>	-	-
743 PANGKALAN BUN	-	-	75.830	80.738	-	-
<b>441400000 Wooden frames for paintings, photographs mirrors or similar objects.</b>	<b>4.849</b>	<b>17.608</b>	<b>6.311</b>	<b>29.270</b>	<b>30,15</b>	<b>66,23</b>
431 TANJUNG PRIOK	4.849	17.608	6.311	29.270	30,15	66,23
<b>441700100 Tools, tool bodies, tool handles, broom or brush bodies &amp; handles, of wood</b>	<b>151.678</b>	<b>367.033</b>	-	-	<b>-100,00</b>	<b>-100,00</b>
431 TANJUNG PRIOK	151.678	367.033	-	-	-100,00	-100,00
<b>441700900 Oth Tools, tool bodies, tool handles, broom or brush bodies &amp; handles, of wood</b>	-	-	<b>1.235.152</b>	<b>2.844.910</b>	-	-
431 TANJUNG PRIOK	-	-	1.235.152	2.844.910	-	-
<b>441900000 Tableware and kitchenware, of wood.</b>	<b>59.500</b>	<b>282.071</b>	-	-	<b>-100,00</b>	<b>-100,00</b>
771 BANJARMASIN	59.500	282.071	-	-	-100,00	-100,00
<b>442010000 Statuettes &amp; oth ornaments, of wood</b>	-	-	<b>8.500</b>	<b>2.779</b>	-	-
563 TANJUNG PERAK	-	-	8.500	2.779	-	-
<b>442090900 Oth wood marquetry and inlaid, casket and similar articles of wood</b>	<b>32.990</b>	<b>95.283</b>	<b>235.897</b>	<b>627.859</b>	<b>615,06</b>	<b>558,94</b>
431 TANJUNG PRIOK	32.990	95.283	235.897	627.859	615,06	558,94
<b>482090000 Other exercise book, binders, manifold, albums</b>	<b>325</b>	<b>4.293</b>	-	-	<b>-100,00</b>	<b>-100,00</b>
434 SOEKARNO-HATTA (U)	325	4.293	-	-	-100,00	-100,00
<b>620193000 Men's/boys' wind-cheaters, wind-jacket of man-made fibr oth thn of head 6203</b>	<b>1.365</b>	<b>50.080</b>	-	-	<b>-100,00</b>	<b>-100,00</b>
434 SOEKARNO-HATTA (U)	1.365	50.080	-	-	-100,00	-100,00



**LANJUTAN TABEL 1.8. DATA EKSPOR ASAL KALIMANTAN TENGAH MENURUT KOMODITI HS 2012 DAN PELABUHAN MUAT, 2011-2012**

KOMODITI HS 2012/PELABUHAN MUAT (1)	2011		2012		% PERUBAHAN	
	BERAT KG (2)	NILAI US\$ (3)	BERAT KG (4)	NILAI US\$ (5)	BERAT (6)	NILAI (7)
<b>630319100 Curtains (inc drapes) &amp; int blinds/bedvalances of cotton, knitted/crctd</b> 563 TANJUNG PERAK	<b>58</b> 58	<b>60</b> 60	- -	- -	<b>-100,00</b> -100,00	<b>-100,00</b> -100,00
<b>680229900 Monumental/building stone of oth stone, simply cut/sawn with a flat surface</b> 563 TANJUNG PERAK	- -	- -	<b>15.000</b> 15.000	<b>3.000</b> 3.000	- -	- -
<b>730840900 Other equipment for scaffolding, shuttering, propping or pit propping</b> 563 TANJUNG PERAK	- -	- -	<b>23.040</b> 23.040	<b>1.394</b> 1.394	- -	- -
<b>840690000 Part of turbines for marine propulsion</b> 746 SAMPIT	- -	- -	<b>250</b> 250	<b>50.000</b> 50.000	- -	- -
<b>843143000 Parts of boring/sinking machinery of subhead 8430.41/8430.49</b> 771 BANJARMASIN	<b>22.000</b> 22.000	<b>257.238</b> 257.238	- -	- -	<b>-100,00</b> -100,00	<b>-100,00</b> -100,00
<b>846692900 Parts &amp; acces suitable for machof otherheading 84.65</b> 431 TANJUNG PRIOK	<b>798</b> 798	<b>25.079</b> 25.079	- -	- -	<b>-100,00</b> -100,00	<b>-100,00</b> -100,00
<b>847170400 Optical disk drives, including cd-romdrives, dvd drives &amp; cd-r drives</b> 434 SOEKARNO-HATTA (U)	<b>8</b> 8	<b>112</b> 112	- -	- -	<b>-100,00</b> -100,00	<b>-100,00</b> -100,00
<b>847410100 Sorting, screening, separating/washing machines, electrically operated</b> 746 SAMPIT	<b>3.550</b> 3.550	<b>51.971</b> 51.971	- -	- -	<b>-100,00</b> -100,00	<b>-100,00</b> -100,00
<b>860900009 Container of oth material, design&amp;equip for carriage by one/more mode transport</b> 563 TANJUNG PERAK	<b>3.400</b> 3.400	<b>65.055</b> 65.055	- -	- -	<b>-100,00</b> -100,00	<b>-100,00</b> -100,00

**LANJUTAN TABEL 1.8. DATA EKSPOR ASAL KALIMANTAN TENGAH MENURUT KOMODITI HS 2012 DAN PELABUHAN MUAT, 2011-2012**

KOMODITI HS 2012/PELABUHAN MUAT (1)	2011		2012		% PERUBAHAN	
	BERAT KG (2)	NILAI US\$ (3)	BERAT KG (4)	NILAI US\$ (5)	BERAT (6)	NILAI (7)
<b>870891990 Parts of radiators for vehicles of person; goods; special purpose</b>	-	-	<b>2.750</b>	<b>18.871</b>	-	-
273 PEKAN BARU	-	-	2.750	18.871	-	-
<b>940320100 Oth metal furniture, fume cupboards</b>	<b>167</b>	<b>172</b>	-	-	<b>-100,00</b>	<b>-100,00</b>
563 TANJUNG PERAK	167	172	-	-	-100,00	-100,00
<b>940360100 Oth wooden furniture, fume cupboard</b>	<b>317</b>	<b>325</b>	-	-	<b>-100,00</b>	<b>-100,00</b>
563 TANJUNG PERAK	317	325	-	-	-100,00	-100,00
<b>940600920 Other prefabricated buildings of wood</b>	<b>17.808</b>	<b>47.459</b>	-	-	<b>-100,00</b>	<b>-100,00</b>
771 BANJARMASIN	17.808	47.459	-	-	-100,00	-100,00
<b>TOTAL EKSPOR</b>	<b>4.202.950.881</b>	<b>1.343.477.745</b>	<b>6.001.105.001</b>	<b>1.152.671.555</b>	<b>42,78</b>	<b>-14,20</b>

**TABEL 1.9. DATA EKSPOR ASAL KALIMANTAN TENGAH MENURUT PELABUHAN MUAT DAN KOMODITI HS 2012, 2011-2012**

PELABUHAN MUAT/KOMODITI HS 2012	2011		2012		% PERUBAHAN	
	BERAT KG	NILAI US\$	BERAT KG	NILAI US\$	BERAT	NILAI
(1)	(2)	(3)	(4)	(5)	(6)	(7)
<b>273 PEKAN BARU</b>	-	-	<b>2.750</b>	<b>18.871</b>	-	-
8708919900 Parts of radiators for vehicles of person; goods; special purpose	-	-	2.750	18.871	-	-
<b>431 TANJUNG PRIOK</b>	<b>276.806</b>	<b>553.458</b>	<b>1.555.379</b>	<b>3.606.123</b>	<b>461,90</b>	<b>551,56</b>
2505100000 Silica sands and quartz sands	10.000	2.550	-	-	-100,00	-100,00
4402901000 Oth than wood charcoal (including shell or nut charcoal), of bamboo	47.875	10.411	-	-	-100,00	-100,00
4409290000 Oth non coniferous oth teak strips/friezes for parquet flooring	28.616	35.494	78.019	104.084	172,64	193,24
4414000000 Wooden frames for paintings, photographs mirrors or similar objects.	4.849	17.608	6.311	29.270	30,15	66,23
4417001000 Tools, tool bodies, tool handles, broom or brush bodies & handles, of wood	151.678	367.033	-	-	-100,00	-100,00
4417009000 Oth Tools, tool bodies, tool handles, broom or brush bodies & handles, of wood	-	-	1.235.152	2.844.910	-	-
4420909000 Oth wood marquetry and inlaid, casket and similar articles of wood	32.990	95.283	235.897	627.859	615,06	558,94
8466929000 Parts & acces suitable for mach of other heading 84.65	798	25.079	-	-	-100,00	-100,00
<b>434 SOEKARNO-HATTA (U)</b>	<b>1.732</b>	<b>57.558</b>	-	-	<b>-100,00</b>	<b>-100,00</b>
0301119100 Koi carp (Cyprinus carpio)	34	3.073	-	-	-100,00	-100,00
4820900000 Other exercise book, binders, manifold, albums	325	4.293	-	-	-100,00	-100,00
6201930000 Men's/boys' wind-cheaters, wind-jackets of man-made fibr oth thn of head 6203	1.365	50.080	-	-	-100,00	-100,00
8471704000 Optical disk drives, including cd-rom drives, dvd drives & cd-r drives	8	112	-	-	-100,00	-100,00
<b>494 TANJUNG EMAS</b>	-	-	<b>479.660</b>	<b>791.449</b>	-	-
2615100000 Zirconium ores and concentrates	-	-	479.660	791.449	-	-
<b>563 TANJUNG PERAK</b>	<b>88.101.481</b>	<b>333.355.589</b>	<b>91.287.400</b>	<b>224.361.452</b>	<b>3,62</b>	<b>-32,70</b>
1212291900 Seaweeds & oth algae, fresh, chilled/dried used in dyeing, tanning, perfumery	454.540	504.055	81.200	73.080	-82,14	-85,50
1522009000 Residues resulting from the treatment of fatty substance or animal/vegetable waxe	126.910	66.317	72.520	35.535	-42,86	-46,42
2614001000 Titanium ores and concentrates, ilmenite ores and concentrates	378.000	54.950	4.138.000	613.410	994,71	1.016,31
2615100000 Zirconium ores and concentrates	16.289.875	5.476.783	25.380.000	25.819.970	55,80	371,44
4001221000 Technically Specified Natural Rubber (TSNR) 10	1.512.000	7.037.867	80.640	285.318	-94,67	-95,95
4001222000 Technically Specified Natural Rubber (TSNR) 20	69.055.214	318.934.025	54.829.320	176.045.730	-20,60	-44,80
4001301900 Jelutong in other forms	162.000	1.174.500	126.000	994.500	-22,22	-15,33
4005919000 Other compounded rubber, unvulcanised, in plates, sheets, & strip	-	-	1.209.600	3.609.144	-	-
4005999000 Other compounded rubber, unvulcanised, in other form	-	-	5.302.080	16.877.585	-	-
4402901000 Oth than wood charcoal (including shell or nut charcoal), of bamboo	119.000	41.480	-	-	-100,00	-100,00
4402909000 Oth wood charcoal (including shell or nut charcoal), of coconut shell	-	-	21.500	7	-	-
4420100000 Statuettes & oth ornaments, of wood	-	-	8.500	2.779	-	-
6303191000 Curtains (inc drapes) & int blinds/bed valances of cotton, knitted/crcht	58	60	-	-	-100,00	-100,00
6802299000 Monumental/building stone of oth stone, simply cut/sawn with a flat surface	-	-	15.000	3.000	-	-
7308409000 Other equipment for scaffolding, shuttering, propping or pit propping	-	-	23.040	1.394	-	-
8609000090 Container of oth material, design & equip for carriage by one/more mode transport	3.400	65.055	-	-	-100,00	-100,00
9403201000 Oth metal furniture, fume cupboards	167	172	-	-	-100,00	-100,00
9403601000 Oth wooden furniture, fume cupboard	317	325	-	-	-100,00	-100,00

**LANJUTAN TABEL 1.9. DATA EKSPOR ASAL KALIMANTAN TENGAH MENURUT PELABUHAN MUAT DAN KOMODITI HS 2012, 2011-2012**

PELABUHAN MUAT/KOMODITI HS 2012	2011		2012		% PERUBAHAN	
	BERAT KG	NILAI US\$	BERAT KG	NILAI US\$	BERAT	NILAI
(1)	(2)	(3)	(4)	(5)	(6)	(7)
<b>743 PANGKALAN BUN</b>	<b>237.518.896</b>	<b>104.216.190</b>	<b>84.089.475</b>	<b>82.523.213</b>	<b>-64,60</b>	<b>-20,82</b>
0301111000 Live freshwater ornamental fish, fry	-	-	38	943	-	-
0301994090 Other freshwater fish	145	5.545	35	849	-75,86	-84,69
1511100000 Crude palm oil	14.001.058	15.610.280	-	-	-100,00	-100,00
1511909900 Unsolid fractions of refined palm oil,packing net weight>20kg	-	-	10.398.832	9.251.561	-	-
2601110000 Iron ores and concentrates, other thanroasted iron pyrites :non agglomerated	54.200.000	1.626.000	-	-	-100,00	-100,00
2701121000 Bituminous coal: coking coal	50.940.000	3.565.800	-	-	-100,00	-100,00
2701190000 Other coal,whether or not pulverisedbut not agglomerated	37.000.000	2.590.000	-	-	-100,00	-100,00
4407251100 Wood sawn/ chipped of a thick > 6mm.ofdark&light red meranti,Sanded/end joint	370.808	159.941	188.000	124.018	-49,30	-22,46
4407251900 Wood sawn/ chipped of a thick > 6mm.ofdark&light red meranti,Sanded/ end-joint	-	-	90.110	50.061	-	-
4407293100 Wood sawn/ chipped of a thick > 6 mm.ofKempas,Planed sanded or end-jointed	14.407	6.403	-	-	-100,00	-100,00
4407294100 Wood sawn/ chipped of a thick > 6 mm.ofKeruing,Planed,sanded or end jointed	5.321	2.364	-	-	-100,00	-100,00
4407297100 Wood sawn/ chipped of a thick > 6 mm.ofBalau,Sanded or end-jointed	55.145	24.508	-	-	-100,00	-100,00
4409290000 Oth non coniferous oth teak stripsfriezes for parquet flooring	4.068.071	2.927.508	1.217.833	968.044	-70,06	-66,93
4412310000 Oth plywood,consisting solaly <6mmthinkness w/ at least one outer	21.987.558	20.396.147	15.582.166	14.313.981	-29,13	-29,82
4412390000 Oth plywood consisting solely of sheetsof wood of each thick < 6 mm	28.342.470	28.900.497	38.128.961	40.189.960	34,53	39,06
4412940000 Oth plywood,veneered panels&similar wood of blockboard,laminboard&battenboard	136.730	135.475	-	-	-100,00	-100,00
4412990010 Veneered panels&similar w/at least oneother wood	26.397.183	28.265.722	220.000	210.320	-99,17	-99,26
4412990090 Veneered panels&similar w/at least oneother wood	-	-	18.187.670	17.332.738	-	-
4413000000 Densified wood, in blocks,plates,strips of profile shapes.	-	-	75.830	80.738	-	-
<b>744 KUMAI</b>	<b>835.861.049</b>	<b>298.928.978</b>	<b>1.147.244.069</b>	<b>293.682.520</b>	<b>37,25</b>	<b>-1,76</b>
1511100000 Crude palm oil	131.401.339	141.787.812	71.726.306	72.919.070	-45,41	-48,57
1511909110 Solid fractions of refined palm oil,packing of a net weight_20kg	118.389.285	115.272.808	5.000.000	4.975.000	-95,78	-95,68
1511909190 Solid fractions of refined palm oil,packing of a net weight>20kg	-	-	24.100.000	24.253.000	-	-
1511909900 Unsolid fractions of refined palm oil,packing net weight>20kg	-	-	161.887.880	145.448.550	-	-
1513191000 Fractions of unrefined coconut oil, notchemically modified	11.999.964	13.594.939	-	-	-100,00	-100,00
1516202120 Hydrogenated fats in flakes of palmolein	-	-	3.500.000	3.412.500	-	-
1516202130 Hydrogenated fats in flakes of palmstearin	-	-	9.600.000	9.312.000	-	-
2306600000 Oil-cake and other solid residues ofpalm nuts or kernels	2.720.280	348.195	-	-	-100,00	-100,00
2601110000 Iron ores and concentrates, other thanroasted iron pyrites :non agglomerated	558.534.000	16.756.020	857.767.143	22.148.050	53,57	32,18
3823191000 Acids oil from refining	12.499.878	10.739.086	1.005.030	613.855	-91,96	-94,28
3823199000 Oth industrial monocarboxylic fatty acid	-	-	11.200.000	9.150.000	-	-
4409290000 Oth non coniferous oth teak stripsfriezes for parquet flooring	144.683	188.363	-	-	-100,00	-100,00
4412310000 Oth plywood,consisting solaly <6mmthinkness w/ at least one outer	-	-	30.460	31.074	-	-
4412390000 Oth plywood consisting solely of sheets of wood of each thick < 6 mm	171.620	241.755	-	-	-100,00	-100,00
4412990090 Veneered panels&similar w/at least oneother wood	-	-	1.427.250	1.419.421	-	-

**LANJUTAN TABEL 1.9. DATA EKSPOR ASAL KALIMANTAN TENGAH MENURUT PELABUHAN MUAT DAN KOMODITI HS 2012, 2011-2012**

PELABUHAN MUAT/KOMODITI HS 2012	2011		2012		% PERUBAHAN	
	BERAT KG	NILAI US\$	BERAT KG	NILAI US\$	BERAT	NILAI
(1)	(2)	(3)	(4)	(5)	(6)	(7)
<b>746 SAMPIT</b>	<b>258.350.726</b>	<b>61.700.069</b>	<b>885.150.336</b>	<b>25.805.057</b>	<b>242,62</b>	<b>-58,18</b>
1211909500 Agarwood (gaharu) chips, fresh/dried	52.700	22.110	-	-	-100,00	-100,00
1404909000 Oth vegetable products not used primarily in tanning/dyeing, nes	6.622.456	304.712	8.955.290	507.731	35,23	66,63
1511100000 Crude palm oil	24.599.219	28.406.370	-	-	-100,00	-100,00
1513211000 Crude oil of palm kernel	17.349.782	20.975.656	3.499.934	3.795.678	-79,83	-81,90
2306600000 Oil-cake and other solid residues of palm nuts or kernels	41.036.588	4.601.329	52.639.071	5.786.388	28,27	25,75
2601110000 Iron ores and concentrates, other than roasted iron pyrites: non agglomerated	60.415.000	2.718.675	36.050.371	907.716	-40,33	-66,61
2606000000 Aluminium ores and concentrates	104.974.000	1.574.610	779.469.860	11.689.764	642,54	642,39
2615100000 Zirconium ores and concentrates	-	-	2.880.000	1.543.470	-	-
3823199000 Oth industrial monocarboxylic fatty acid	1.560.683	757.078	704.840	279.469	-54,84	-63,09
4407251100 Wood sawn/ chipped of a thick > 6mm. of dark & light red meranti, Sanded/ end joint	70.142	77.714	3.528	5.983	-94,97	-92,30
4407261000 Wood sawn/ chipped of a thick > 6mm. of White Lauan, Seraya, yellow meranti	-	-	1.383	1.799	-	-
4407293100 Wood sawn/ chipped of a thick > 6 mm. of Kempas, Planed sanded or end-jointed	2.930	1.449	-	-	-100,00	-100,00
4407294100 Wood sawn/ chipped of a thick > 6 mm. of Keruing, Planed sanded or end jointed	4.423	3.043	-	-	-100,00	-100,00
4407297100 Wood sawn/ chipped of a thick > 6 mm. of Balau, Sanded or end-jointed	4.688	2.510	-	-	-100,00	-100,00
4407299300 Oth sanded or end jointed & of a thick > 6 mm. of jongkok & merbau	3.205	1.732	-	-	-100,00	-100,00
4409100000 Coniferous wood continuously shaped along any of its edge, ends/ faces	-	-	11.856	4.576	-	-
4409290000 Oth non coniferous oth teak strips/ friezes for parquet flooring	49.539	24.372	57.758	32.325	16,59	32,63
4412940000 Oth plywood, veneered panels & similar wood of blockboard, laminboard & battenboard	1.601.821	2.176.738	876.195	1.200.158	-45,30	-44,86
8406900000 Part of turbines for marine propulsion	-	-	250	50.000	-	-
8474101000 Sorting, screening, separating/ washing machines, electrically operated	3.550	51.971	-	-	-100,00	-100,00
<b>750 PULANG PISAU</b>	<b>7.535.146</b>	<b>831.759</b>	<b>177.209.883</b>	<b>16.138.073</b>	<b>2.251,78</b>	<b>1.840,23</b>
0301994090 Other freshwater fish	-	-	95	2.303	-	-
2701121000 Bituminous coal: coking coal	7.535.146	831.759	37.817.777	3.906.806	401,89	369,70
2701129000 Bituminous coal: not coking coal	-	-	132.032.430	11.522.445	-	-
2701190000 Other coal, whether or not pulverised but not agglomerated	-	-	7.359.581	706.519	-	-

**LANJUTAN TABEL 1.9. DATA EKSPOR ASAL KALIMANTAN TENGAH MENURUT PELABUHAN MUAT DAN KOMODITI HS 2012, 2011-2012**

PELABUHAN MUAT/KOMODITI HS 2012	2011		2012		% PERUBAHAN	
	BERAT KG	NILAI US\$	BERAT KG	NILAI US\$	BERAT	NILAI
(1)	(2)	(3)	(4)	(5)	(6)	(7)
<b>771 BANJARMASIN</b>	<b>2.457.620.045</b>	<b>486.852.646</b>	<b>2.903.939.049</b>	<b>432.812.736</b>	<b>18,16</b>	<b>-11,10</b>
1211901400 Other plants, in cut,crushed or powdered form, used for pharmacy, fresh/dried	437.965	106.833	-	-	-100,00	-100,00
1211909900 Oth plants&parts of plants, not forpharmacy, not cut,crushed/powdered for	48.060	18.021	189.660	26.328	294,63	46,10
1214900000 Other forage products,whether/not in forof pellets,oth than lucerne (alfalfa)	2.647	1.425	4.500	9.750	70,00	584,21
1401201100 Raw whole rattans used primarily forplaiting, cleaned, bleached/dyed	7.897.574	7.148.949	-	-	-100,00	-100,00
2615100000 Zirconium ores and concentrates	12.383.875	6.513.328	42.673.289	21.252.269	244,59	226,29
2701121000 Bituminous coal: coking coal	111.499.338	9.018.395	137.130.000	20.158.110	22,99	123,52
2701129000 Bituminous coal: not coking coal	-	-	57.975.000	4.840.912	-	-
2701190000 Other coal,whether or not pulverisedbut not agglomerated	2.324.274.206	460.338.564	2.664.410.000	382.423.846	14,63	-16,93
4001221000 Technically Specified Natural Rubber(TSNR) 10	100.800	438.480	-	-	-100,00	-100,00
4001222000 Technically Specified Natural Rubber(TSNR) 20	544.320	2.527.258	1.209.600	3.941.521	122,22	55,96
4001301900 Jelutong in other forms	331.952	154.625	347.000	160.000	4,53	3,48
4419000000 Tableware and kitchenware, of wood.	59.500	282.071	-	-	-100,00	-100,00
8431430000 Parts of boring/sinking machinery of subhead 8430.41/8430.49	22.000	257.238	-	-	-100,00	-100,00
9406009200 Other prefabricated buildings of wood	17.808	47.459	-	-	-100,00	-100,00
<b>773 KOTABARU</b>	<b>317.685.000</b>	<b>56.981.498</b>	<b>710.147.000</b>	<b>72.932.061</b>	<b>123,54</b>	<b>27,99</b>
2701190000 Other coal,whether or not pulverisedbut not agglomerated	317.685.000	56.981.498	710.147.000	72.932.061	123,54	27,99
<b>TOTAL EKSPOR</b>	<b>4.202.950.881</b>	<b>1.343.477.745</b>	<b>6.001.105.001</b>	<b>1.152.671.555</b>	<b>42,78</b>	<b>-14,20</b>

**TABEL 1.10. DATA EKSPOR KALIMANTAN TENGAH MENURUT GOLONGAN BARANG SITC GRUP, 2011-2012**

KOMODITI GROUP SITC	2011		2012		% PERUBAHAN	
	BERAT KG	NILAI US\$	BERAT KG	NILAI US\$	BERAT	NILAI
(1)	(2)	(3)	(4)	(5)	(6)	(7)
<b>Golongan Barang SITC 1 Digit</b>						
0 Bahan Makanan Dan Binatang Hidup	43.759.694	4.959.567	52.643.739	5.800.233	20,30	16,95
2 Bahan Mentah	899.393.184	376.601.643	1.816.327.020	268.091.203	101,95	-28,81
3 Bahan Bakar, Bahan Penyemir,dsb	2.848.933.690	533.326.016	3.746.871.788	496.490.699	31,52	-6,91
4 Minyak/lemak Nabati Dan Hewan	317.867.557	335.714.182	289.785.472	273.402.894	-8,83	-18,56
5 Bahan Kimia	14.060.561	11.496.164	12.909.870	10.043.324	-8,18	-12,64
6 Hasil Industri Menurut Bahan	78.836.782	80.882.682	82.564.112	98.774.331	4,66	22,12
7 Mesin Dan Alat Pengangkutan	29.756	399.455	3.000	68.871	-89,92	-82,76
8 Hasil Industri Lainnya	19.657	98.036	-	-	-100,00	-100,00
<b>TOTAL EKSPOR</b>	<b>4.202.950.881</b>	<b>1.343.477.745</b>	<b>6.001.105.001</b>	<b>1.152.671.555</b>	<b>42,78</b>	<b>-14,20</b>

**LANJUTAN TABEL 1.10. DATA EKSPOR KALIMANTAN TENGAH MENURUT GOLONGAN BARANG SITC GRUP, 2011-2012**

KOMODITI GROUP SITC (1)	2011		2012		% PERUBAHAN	
	BERAT KG (2)	NILAI US\$ (3)	BERAT KG (4)	NILAI US\$ (5)	BERAT (6)	NILAI (7)
<b>Golongan Barang SITC 2 Digit</b>						
03 Ikan,kerang-kerangan,moluska Dan Olahannya	179	8.618	168	4.095	-6,15	-52,48
08 Makanan Ternak	43.759.515	4.950.949	52.643.571	5.796.138	20,30	17,07
23 Karet Mentah, Sintetis Dan Pugaran	71.706.286	330.266.755	56.592.560	181.427.069	-21,08	-45,07
24 Kayu Dan Gabus	4.988.853	3.507.292	1.669.987	1.290.897	-66,53	-63,19
27 Pupuk Dan Mineral Alam Lainnya	10.000	2.550	-	-	-100,00	-100,00
28 Bijih Logam Dan Sisa-sisa Logam	807.174.750	34.720.366	1.748.838.323	84.766.098	116,66	144,14
29 Bahan Nabati Dan Hewani Lainnya	15.513.295	8.104.680	9.226.150	607.139	-40,53	-92,51
32 Batu Bara, Kokas Dan Briket	2.848.933.690	533.326.016	3.746.871.788	496.490.699	31,52	-6,91
42 Minyak Dan Lemak Nabati	317.740.547	335.647.865	276.612.952	260.642.859	-12,94	-22,35
43 Olah Minyak Dan Lemak Nabati Dan Hewani	126.910	66.317	13.172.520	12.760.035	10.279,42	19.140,97
51 Kimia Organik	14.060.561	11.496.164	12.909.870	10.043.324	-8,18	-12,64
62 Barang-barang Karet	-	-	6.511.680	20.486.729	-	-
63 Barang-barang Kayu Dan Gabus	78.886.399	80.878.329	76.014.392	78.283.208	-3,64	-3,21
64 Kertas,kertas Karton Dan Olahannya	325	4.293	-	-	-100,00	-100,00
65 Benang Tenun, Kain Tekstil Dan Hasil-hasilnya	58	60	-	-	-100,00	-100,00
66 Barang-barang Dari Mineral Bukanligam	-	-	15.000	3.000	-	-
69 Barang-barang Logam Lainnya	-	-	23.040	1.394	-	-
71 Mesin Pembangkit Tenaga	-	-	250	50.000	-	-
72 Mesin Industri Tertentu/kausius	26.348	334.288	-	-	-100,00	-100,00
75 Mesin Kantor Dan Pengolah Data	8	112	-	-	-100,00	-100,00
78 Kendaraan Bermotor Untuk Jalan Raya	3.400	65.055	2.750	18.871	-19,12	-70,99
81 Barang-barang Saniter, Pemanas Dll	17.808	47.459	-	-	-100,00	-100,00
82 Perabotan	484	497	-	-	-100,00	-100,00
84 Pakaian	1.365	50.080	-	-	-100,00	-100,00
<b>TOTAL EKSPOR</b>	<b>4.202.950.881</b>	<b>1.343.477.745</b>	<b>6.001.105.001</b>	<b>1.152.671.555</b>	<b>42,78</b>	<b>-14,20</b>



**LANJUTAN TABEL 1.10. DATA EKSPOR KALIMANTAN TENGAH MENURUT GOLONGAN BARANG SITC GRUP, 2011-2012**

KOMODITI GROUP SITC (1)	2011		2012		% PERUBAHAN	
	BERAT KG (2)	NILAI US\$ (3)	BERAT KG (4)	NILAI US\$ (5)	BERAT (6)	NILAI (7)
<b>Golongan Barang SITC 3 Digit</b>						
034 Ikan Segar, Dingin Atau Beku	179	8.618	168	4.095	-6,15	-52,48
081 Makanan Ternak	43.759.515	4.950.949	52.643.571	5.796.138	20,30	17,07
231 Getah Karet Alam, Karet Alam Lainnya	71.706.286	330.266.755	56.592.560	181.427.069	-21,08	-45,07
245 Kayu Bakar Dan Arang Kayu	166.875	51.891	21.500	7	-87,12	-99,99
248 Kayu Dikerjakan Sederhana Dan Bantalan Kayu	4.821.978	3.455.401	1.648.487	1.290.890	-65,81	-62,64
273 Batu, Pasir Dan Kerikil	10.000	2.550	-	-	-100,00	-100,00
281 Bijih Dan Pekatan Besi	673.149.000	21.100.695	893.817.514	23.055.766	32,78	9,27
285 Bijih Alumunium Dan Pekatannya	104.974.000	1.574.610	779.469.860	11.689.764	642,54	642,39
287 Bijih Logam Tdk Mulia Dan Pekatannya	29.051.750	12.045.061	75.550.949	50.020.568	160,06	315,28
292 Bahan Mentah Berasal Dari Tumbuh-tumbuhan	15.513.295	8.104.680	9.226.150	607.139	-40,53	-92,51
321 Batu Bara, Tidak Diaglomerasi	2.848.933.690	533.326.016	3.746.871.788	496.490.699	31,52	-6,91
422 Minyak Nabati Lainnya, Cair Atau Kental	317.740.647	335.647.865	276.612.952	260.642.859	-12,94	-22,35
431 Olahan Minyak, Lemak Nabati Dan Hewani	126.910	66.317	13.172.520	12.760.035	10.279,42	19.140,97
512 Alkohol, Fenol, Fenol-alkohol	14.060.561	11.496.164	12.909.870	10.043.324	-8,18	-12,64
621 Bahan-bahan Dari Karet	-	-	6.511.680	20.486.729	-	-
634 Plywood, Tripleks, Dsb	78.637.382	80.116.334	74.528.532	74.778.390	-5,23	-6,66
635 Barang-barang Kayu, Tds	249.017	761.995	1.485.860	3.504.818	496,69	359,95
642 Barang-barang Kertas Lainnya	325	4.293	-	-	-100,00	-100,00
658 Barang Tekstil Jadi Lainnya	58	60	-	-	-100,00	-100,00
661 Semen, Kapur Dan Bahan Bangunan Buatan Pabrik	-	-	15.000	3.000	-	-
691 Bangunan Dan Bagian Bangunan	-	-	23.040	1.394	-	-
712 Turbin Uap & Turbin Pembangkit Lainnya	-	-	250	50.000	-	-
723 Mesin Bangunan Dan Konstruksi Tds	22.000	257.238	-	-	-100,00	-100,00
728 Mesin Lainnya Untuk Industri Tertentu	4.348	77.050	-	-	-100,00	-100,00
752 Mesin Otomatis Pengolah Data Dan Satuannya	8	112	-	-	-100,00	-100,00
784 Bagian Dan Perlengkapan Kendaraan Bermotor	-	-	2.750	18.871	-	-
786 Kereta Gandengan Dan Kendaran Lain Tidak Bermotor	3.400	65.055	-	-	-100,00	-100,00
811 Bagian Bangunan Yang Siap Dari Pabrik	17.808	47.459	-	-	-100,00	-100,00
821 Perabotan	484	497	-	-	-100,00	-100,00
841 Pakaian Lelaki Dan Anak Lelaki Bukan Rajutan	1.365	50.080	-	-	-100,00	-100,00
<b>TOTAL EKSPOR</b>	<b>4.202.950.881</b>	<b>1.343.477.745</b>	<b>6.001.105.001</b>	<b>1.152.671.555</b>	<b>42,78</b>	<b>-14,20</b>

**TABEL 1.11. DATA EKSPOR KALIMANTAN TENGAH MENURUT NEGARA TUJUAN DAN GOLONGAN BARANG SITC GRUP 3 DIJIT, 2011-2012**

NEGARA TUJUAN/GOLONGAN BARANG SITC 3DIJIT	2011		2012		% PERUBAHAN	
	BERAT KG	NILAI US\$	BERAT KG	NILAI US\$	BERAT	NILAI
(1)	(2)	(3)	(4)	(5)	(6)	(7)
<b>111 Jepang</b>	<b>1.020.949.358</b>	<b>279.433.863</b>	<b>1.138.534.311</b>	<b>205.754.171</b>	<b>11,52</b>	<b>-26,37</b>
231 Getah Karet Alam, Karet Alam Lainnya	9.652.564	44.142.795	11.881.800	38.750.211	23,09	-12,22
245 Kayu Bakar Dan Arang Kayu	93.875	27.971	21.500	7	-77,10	-99,97
248 Kayu Dikerjakan Sederhana Dan Bantalan Kayu	42.645	40.160	6.340	6.151	-85,13	-84,68
321 Batu Bara, Tidak Diaglomorasi	974.883.338	197.234.712	1.103.451.000	144.918.279	13,19	-26,52
634 Plywood, Tripleks , Dsb	36.276.936	37.988.225	23.173.671	22.079.523	-36,12	-41,88
<b>112 Hongkong</b>	<b>83.732</b>	<b>43.261</b>	<b>931.000</b>	<b>465.500</b>	<b>1.011,88</b>	<b>976,03</b>
248 Kayu Dikerjakan Sederhana Dan Bantalan Kayu	83.732	43.261	-	-	-100,00	-100,00
287 Bijih Logam Tdk Mulia Dan Pekatannya	-	-	931.000	465.500	-	-
<b>114 Korea Selatan</b>	<b>7.645.959</b>	<b>24.982.457</b>	<b>34.243.213</b>	<b>17.708.241</b>	<b>347,86</b>	<b>-29,12</b>
081 Makanan Ternak	2.050.962	225.605	-	-	-100,00	-100,00
231 Getah Karet Alam, Karet Alam Lainnya	5.261.760	24.500.738	3.850.560	12.371.516	-26,82	-49,51
248 Kayu Dikerjakan Sederhana Dan Bantalan Kayu	-	-	106.416	59.946	-	-
273 Batu, Pasir Dan Kerikil	10.000	2.550	-	-	-100,00	-100,00
321 Batu Bara, Tidak Diaglomorasi	-	-	30.000.000	5.040.000	-	-
634 Plywood, Tripleks , Dsb	322.439	228.485	286.237	236.779	-11,23	3,63
728 Mesin Lainnya Untuk Industri Tertentu	798	25.079	-	-	-100,00	-100,00

LANJUTAN TABEL 1.11. DATA EKSPOR KALIMANTAN TENGAH MENURUT NEGARA TUJUAN DAN GOLONGAN BARANG SITC GRUP 3 DIJIT, 2011-2012

NEGARA TUJUAN/GOLONGAN BARANG SITC 3DIJIT	2011		2012		% PERUBAHAN	
	BERAT KG	NILAI US\$	BERAT KG	NILAI US\$	BERAT	NILAI
(1)	(2)	(3)	(4)	(5)	(6)	(7)
<b>115 Taiwan</b>	<b>223.099.233</b>	<b>44.940.802</b>	<b>184.467.989</b>	<b>36.949.056</b>	<b>-17,32</b>	<b>-17,78</b>
231 Getah Karet Alam, Karet Alam Lainnya	705.600	3.180.029	1.209.600	3.966.095	71,43	24,72
245 Kayu Bakar Dan Arang Kayu	49.000	19.120	-	-	-100,00	-100,00
248 Kayu Dikerjakan Sederhana Dan Bantalan Kayu	39.477	17.449	38.889	15.932	-1,49	-8,69
287 Bijih Logam Tdk Mulia Dan Pekatannya	418.000	1.048.344	1.201.000	1.528.700	187,32	45,82
321 Batu Bara, Tidak Diaglomorasi	221.887.000	40.675.791	182.010.000	31.435.550	-17,97	-22,72
634 Plywood, Tripleks , Dsb	156	69	-	-	-100,00	-100,00
635 Barang-barang Kayu, Tds	-	-	8.500	2.779	-	-
<b>116 China</b>	<b>1.699.788.788</b>	<b>296.776.289</b>	<b>3.395.992.365</b>	<b>435.720.942</b>	<b>99,79</b>	<b>46,82</b>
081 Makanan Ternak	-	-	5.729.000	668.058	-	-
231 Getah Karet Alam, Karet Alam Lainnya	18.244.793	84.607.167	14.785.400	46.712.493	-18,96	-44,79
245 Kayu Bakar Dan Arang Kayu	24.000	4.800	-	-	-100,00	-100,00
248 Kayu Dikerjakan Sederhana Dan Bantalan Kayu	1.519.580	548.492	611.019	287.122	-59,79	-47,65
281 Bijih Dan Pekatan Besi	673.149.000	21.100.695	893.817.514	23.055.766	32,78	9,27
285 Bijih Alumunium Dan Pekatannya	104.974.000	1.574.610	779.469.860	11.689.764	642,54	642,39
287 Bijih Logam Tdk Mulia Dan Pekatannya	28.633.750	10.996.717	73.418.949	48.026.368	156,41	336,73
292 Bahan Mentah Berasal Dari Tumbuh-tumbuhan	7.206.782	6.522.407	-	-	-100,00	-100,00
321 Batu Bara, Tidak Diaglomorasi	837.581.000	143.444.840	1.531.853.000	206.099.708	82,89	43,68
422 Minyak Nabati Lainnya, Cair Atau Kental	28.396.383	27.694.490	89.290.520	78.361.071	214,44	182,95
512 Alkohol, Fenol, Fenol-alkohol	-	-	494.030	301.358	-	-
621 Bahan-bahan Dari Karet	-	-	6.511.680	20.486.729	-	-
635 Barang-barang Kayu, Tds	59.500	282.071	11.393	32.505	-80,85	-88,48

LANJUTAN TABEL 1.11. DATA EKSPOR KALIMANTAN TENGAH MENURUT NEGARA TUJUAN DAN GOLONGAN BARANG SITC GRUP 3 DIJIT, 2011-2012

NEGARA TUJUAN/GOLONGAN BARANG SITC 3DIJIT	2011		2012		% PERUBAHAN	
	BERAT KG	NILAI US\$	BERAT KG	NILAI US\$	BERAT	NILAI
(1)	(2)	(3)	(4)	(5)	(6)	(7)
<b>121 Thailand</b>	<b>13.305.203</b>	<b>1.260.507</b>	<b>186.453.302</b>	<b>15.779.855</b>	<b>1.301,36</b>	<b>1.151,87</b>
081 Makanan Ternak	6.150.208	467.509	4.640.391	269.549	-24,55	-42,34
292 Bahan Mentah Berasal Dari Tumbuh-tumbuhan	7.154.995	792.998	8.955.290	507.731	25,16	-35,97
321 Batu Bara, Tidak Diaglomorasi	-	-	172.834.581	15.001.181	-	-
691 Bangunan Dan Bagian Bangunan	-	-	23.040	1.394	-	-
<b>122 Singapura</b>	<b>53.020.119</b>	<b>53.734.210</b>	<b>45.216.797</b>	<b>41.845.777</b>	<b>-14,72</b>	<b>-22,12</b>
034 Ikan Segar, Dingin Atau Beku	179	8.618	168	4.095	-6,15	-52,48
081 Makanan Ternak	2.647	1.425	4.500	9.750	70,00	584,21
231 Getah Karet Alam, Karet Alam Lainnya	614.192	1.376.321	347.000	160.000	-43,50	-88,37
248 Kayu Dikerjakan Sederhana Dan Bantalan Kayu	2.664.804	2.291.165	665.240	629.519	-75,04	-72,52
292 Bahan Mentah Berasal Dari Tumbuh-tumbuhan	224.077	188.556	-	-	-100,00	-100,00
422 Minyak Nabati Lainnya, Cair Atau Kental	36.991.800	38.871.244	28.599.889	26.870.413	-22,69	-30,87
431 Olahan Minyak, Lemak Nabati Dan Hewani	-	-	9.600.000	9.312.000	-	-
512 Alkohol, Fenol, Fenol-alkohol	12.499.878	10.739.086	6.000.000	4.860.000	-52,00	-54,74
658 Barang Tekstil Jadi Lainnya	58	60	-	-	-100,00	-100,00
723 Mesin Bangunan Dan Konstruksi Tds	22.000	257.238	-	-	-100,00	-100,00
821 Perabotan	484	497	-	-	-100,00	-100,00
<b>123 Philipina</b>	<b>100.611.146</b>	<b>10.720.683</b>	<b>128.461.207</b>	<b>12.118.131</b>	<b>27,68</b>	<b>13,04</b>
081 Makanan Ternak	5.950.000	761.600	-	-	-100,00	-100,00
321 Batu Bara, Tidak Diaglomorasi	94.661.146	9.959.083	128.461.207	12.118.131	35,71	21,68

LANJUTAN TABEL 1.11. DATA EKSPOR KALIMANTAN TENGAH MENURUT NEGARA TUJUAN DAN GOLONGAN BARANG SITC GRUP 3 DIJIT, 2011-2012

NEGARA TUJUAN/GOLONGAN BARANG SITC 3DIJIT	2011		2012		% PERUBAHAN	
	BERAT KG	NILAI US\$	BERAT KG	NILAI US\$	BERAT	NILAI
(1)	(2)	(3)	(4)	(5)	(6)	(7)
<b>124 Malaysia</b>	<b>311.214.041</b>	<b>259.642.384</b>	<b>137.132.680</b>	<b>136.553.614</b>	<b>-55,94</b>	<b>-47,41</b>
231 Getah Karet Alam, Karet Alam Lainnya	100.800	386.870	-	-	-100,00	-100,00
321 Batu Bara, Tidak Diaglomorasi	77.000.000	11.627.000	-	-	-100,00	-100,00
422 Minyak Nabati Lainnya, Cair Atau Kental	232.552.558	246.871.436	132.924.840	132.792.774	-42,84	-46,21
431 Olahan Minyak, Lemak Nabati Dan Hewani	-	-	3.500.000	3.412.500	-	-
512 Alkohol, Fenol, Fenol-alkohol	1.560.683	757.078	704.840	279.469	-54,84	-63,09
712 Turbin Uap & Turbin Pembangkit Lainnya	-	-	250	50.000	-	-
784 Bagian Dan Perlengkapan Kendaraan Bermotor	-	-	2.750	18.871	-	-
<b>127 Brunei Darussalam</b>	<b>333</b>	<b>4.405</b>	<b>-</b>	<b>-</b>	<b>-100,00</b>	<b>-100,00</b>
642 Barang-barang Kertas Lainnya	325	4.293	-	-	-100,00	-100,00
752 Mesin Otomatis Pengolah Data Dan Satuannya	8	112	-	-	-100,00	-100,00
<b>131 Viet Nam</b>	<b>126.163.241</b>	<b>18.990.825</b>	<b>97.372.896</b>	<b>18.021.263</b>	<b>-22,82</b>	<b>-5,11</b>
081 Makanan Ternak	29.605.698	3.494.810	42.269.680	4.848.781	42,78	38,74
248 Kayu Dikerjakan Sederhana Dan Bantalan Kayu	10.823	5.691	-	-	-100,00	-100,00
292 Bahan Mentah Berasal Dari Tumbuh-tumbuhan	426.720	474.844	81.200	73.080	-80,97	-84,61
321 Batu Bara, Tidak Diaglomorasi	96.120.000	15.015.480	55.000.000	13.090.000	-42,78	-12,82
634 Plywood, Tripleks , Dsb	-	-	22.016	9.402	-	-

LANJUTAN TABEL 1.11. DATA EKSPOR KALIMANTAN TENGAH MENURUT NEGARA TUJUAN DAN GOLONGAN BARANG SITC GRUP 3 DIJIT, 2011-2012

NEGARA TUJUAN/GOLONGAN BARANG SITC 3DIJIT	2011		2012		% PERUBAHAN	
	BERAT KG	NILAI US\$	BERAT KG	NILAI US\$	BERAT	NILAI
(1)	(2)	(3)	(4)	(5)	(6)	(7)
<b>133 India</b>	<b>290.957.830</b>	<b>72.396.587</b>	<b>413.223.623</b>	<b>81.987.117</b>	<b>42,02</b>	<b>13,25</b>
231 Getah Karet Alam, Karet Alam Lainnya	2.378.880	10.542.758	4.576.320	15.061.265	92,37	42,86
321 Batu Bara, Tidak Diaglomerasi	279.363.000	51.403.410	378.169.000	40.502.460	35,37	-21,21
422 Minyak Nabati Lainnya, Cair Atau Kental	8.400.000	9.596.800	24.797.703	21.636.651	195,21	125,46
512 Alkohol, Fenol, Fenol-alkohol	-	-	5.200.000	4.290.000	-	-
634 Plywood, Tripleks , Dsb	815.950	853.619	480.600	496.741	-41,10	-41,81
<b>134 Pakistan</b>	<b>308.350</b>	<b>877.063</b>	<b>699.320</b>	<b>627.204</b>	<b>126,79</b>	<b>-28,49</b>
231 Getah Karet Alam, Karet Alam Lainnya	181.440	810.746	100.800	276.172	-44,44	-65,94
431 Olahan Minyak, Lemak Nabati Dan Hewani	126.910	66.317	72.520	35.535	-42,86	-46,42
512 Alkohol, Fenol, Fenol-alkohol	-	-	511.000	312.497	-	-
661 Semen, Kapur Dan Bahan Bangunan Buatan Pabrik	-	-	15.000	3.000	-	-
<b>135 Bangladesh</b>	<b>8.400.000</b>	<b>9.269.000</b>	-	-	<b>-100,00</b>	<b>-100,00</b>
422 Minyak Nabati Lainnya, Cair Atau Kental	8.400.000	9.269.000	-	-	-100,00	-100,00
<b>142 Iran</b>	<b>1.955.517</b>	<b>8.909.186</b>	<b>1.391.040</b>	<b>3.781.345</b>	<b>-28,87</b>	<b>-57,56</b>
231 Getah Karet Alam, Karet Alam Lainnya	1.955.517	8.909.186	1.391.040	3.781.345	-28,87	-57,56
<b>143 Saudi Arabia</b>	<b>12.345.145</b>	<b>11.774.016</b>	<b>20.743.348</b>	<b>20.517.192</b>	<b>68,03</b>	<b>74,26</b>
292 Bahan Mentah Berasal Dari Tumbuh-tumbuhan	369.036	86.853	164.250	23.153	-55,49	-73,34
634 Plywood, Tripleks , Dsb	11.976.109	11.687.163	20.579.098	20.494.039	71,83	75,36
<b>145 Kuwait</b>	-	-	<b>624.400</b>	<b>670.530</b>	-	-
634 Plywood, Tripleks , Dsb	-	-	624.400	670.530	-	-

LANJUTAN TABEL 1.11. DATA EKSPOR KALIMANTAN TENGAH MENURUT NEGARA TUJUAN DAN GOLONGAN BARANG SITC GRUP 3 DIJIT, 2011-2012

NEGARA TUJUAN/GOLONGAN BARANG SITC 3DIJIT	2011		2012		% PERUBAHAN	
	BERAT KG	NILAI US\$	BERAT KG	NILAI US\$	BERAT	NILAI
(1)	(2)	(3)	(4)	(5)	(6)	(7)
<b>152 Oman</b>	<b>6.960.400</b>	<b>6.993.104</b>	<b>10.205.350</b>	<b>10.892.686</b>	<b>46,62</b>	<b>55,76</b>
634 Plywood, Tripleks , Dsb	6.960.400	6.993.104	10.205.350	10.892.686	46,62	55,76
<b>154 Turki</b>	<b>158.918.686</b>	<b>37.879.336</b>	<b>41.848.000</b>	<b>6.486.440</b>	<b>-73,67</b>	<b>-82,88</b>
231 Getah Karet Alam, Karet Alam Lainnya	60.480	279.336	-	-	-100,00	-100,00
321 Batu Bara, Tidak Diaglomorasi	158.858.206	37.600.000	41.848.000	6.486.440	-73,66	-82,75
<b>155 Uni Emirat Arab</b>	<b>9.947.820</b>	<b>9.301.374</b>	<b>9.974.560</b>	<b>9.813.694</b>	<b>0,27</b>	<b>5,51</b>
292 Bahan Mentah Berasal Dari Tumbuh-tumbuhan	10.500	4.200	-	-	-100,00	-100,00
634 Plywood, Tripleks , Dsb	9.937.320	9.297.174	9.974.560	9.813.694	0,37	5,56
<b>156 Qatar</b>	<b>1.126.090</b>	<b>1.155.555</b>	<b>1.090.500</b>	<b>1.138.311</b>	<b>-3,16</b>	<b>-1,49</b>
634 Plywood, Tripleks , Dsb	1.126.090	1.155.555	1.090.500	1.138.311	-3,16	-1,49
<b>211 Mesir</b>	<b>6.225</b>	<b>5.603</b>	-	-	<b>-100,00</b>	<b>-100,00</b>
292 Bahan Mentah Berasal Dari Tumbuh-tumbuhan	6.225	5.603	-	-	-100,00	-100,00
<b>212 Libya</b>	<b>48.060</b>	<b>18.021</b>	<b>25.410</b>	<b>3.175</b>	<b>-47,13</b>	<b>-82,38</b>
292 Bahan Mentah Berasal Dari Tumbuh-tumbuhan	48.060	18.021	25.410	3.175	-47,13	-82,38
<b>216 Sudan</b>	<b>29.200</b>	<b>4.088</b>	-	-	<b>-100,00</b>	<b>-100,00</b>
292 Bahan Mentah Berasal Dari Tumbuh-tumbuhan	29.200	4.088	-	-	-100,00	-100,00
<b>237 Nigeria</b>	<b>37.700</b>	<b>7.110</b>	-	-	<b>-100,00</b>	<b>-100,00</b>
292 Bahan Mentah Berasal Dari Tumbuh-tumbuhan	37.700	7.110	-	-	-100,00	-100,00

LANJUTAN TABEL 1.11. DATA EKSPOR KALIMANTAN TENGAH MENURUT NEGARA TUJUAN DAN GOLONGAN BARANG SITC GRUP 3 DIJIT, 2011-2012

NEGARA TUJUAN/GOLONGAN BARANG SITC 3DIJIT	2011		2012		% PERUBAHAN	
	BERAT KG	NILAI US\$	BERAT KG	NILAI US\$	BERAT	NILAI
(1)	(2)	(3)	(4)	(5)	(6)	(7)
<b>261 Afrika Selatan</b>	<b>3.060.386</b>	<b>3.682.138</b>	-	-	<b>-100,00</b>	<b>-100,00</b>
231 Getah Karet Alam, Karet Alam Lainnya	60.480	337.243	-	-	-100,00	-100,00
422 Minyak Nabati Lainnya, Cair Atau Kental	2.999.906	3.344.895	-	-	-100,00	-100,00
<b>311 Australia</b>	<b>490.790</b>	<b>2.350.278</b>	<b>1.553.993</b>	<b>4.919.880</b>	<b>216,63</b>	<b>109,33</b>
231 Getah Karet Alam, Karet Alam Lainnya	483.840	2.233.252	1.552.320	4.913.176	220,83	120,00
635 Barang-barang Kayu, Tds	-	-	1.673	6.704	-	-
728 Mesin Lainnya Untuk Industri Tertentu	3.550	51.971	-	-	-100,00	-100,00
786 Kereta Gandengan Dan Kendaraan Lain Tidak Bermotor	3.400	65.055	-	-	-100,00	-100,00
<b>322 Kaledonia Baru</b>	<b>17.808</b>	<b>47.459</b>	-	-	<b>-100,00</b>	<b>-100,00</b>
811 Bagian Bangunan Yang Siap Dari Pabrik	17.808	47.459	-	-	-100,00	-100,00
<b>411 Amerika Serikat</b>	<b>5.321.070</b>	<b>24.071.080</b>	<b>4.994.422</b>	<b>15.296.111</b>	<b>-6,14</b>	<b>-36,45</b>
231 Getah Karet Alam, Karet Alam Lainnya	5.050.079	23.554.948	3.418.240	11.695.707	-32,31	-50,35
248 Kayu Dikerjakan Sederhana Dan Bantalan Kayu	81.474	36.208	135.670	181.802	66,52	402,10
635 Barang-barang Kayu, Tds	189.517	479.924	1.440.512	3.418.602	660,10	612,32
<b>412 Kanada</b>	<b>756.699</b>	<b>3.544.939</b>	<b>925.427</b>	<b>2.981.650</b>	<b>22,30</b>	<b>-15,89</b>
230 Getah Karet Alam, Karet Alam Lainnya	756.699	3.544.939	820.260	2.832.987	8,40	-20,08
248 Kayu Dikerjakan Sederhana Dan Bantalan Kayu	-	-	81.385	104.435	-	-
635 Barang-barang Kayu, Tds	-	-	23.782	44.228	-	-
<b>421 Meksiko</b>	<b>544.320</b>	<b>2.478.682</b>	-	-	<b>-100,00</b>	<b>-100,00</b>
231 Getah Karet Alam, Karet Alam Lainnya	544.320	2.478.682	-	-	-100,00	-100,00



LANJUTAN TABEL 1.11. DATA EKSPOR KALIMANTAN TENGAH MENURUT NEGARA TUJUAN DAN GOLONGAN BARANG SITC GRUP 3 DIJIT, 2011-2012

NEGARA TUJUAN/GOLONGAN BARANG SITC 3DIJIT	2011		2012		% PERUBAHAN	
	BERAT KG	NILAI US\$	BERAT KG	NILAI US\$	BERAT	NILAI
(1)	(2)	(3)	(4)	(5)	(6)	(7)
<b>431 Chili</b>	-	-	<b>100.800</b>	<b>362.840</b>	-	-
231 Getah Karet Alam, Karet Alam Lainnya	-	-	100.800	362.840	-	-
<b>433 Argentina</b>	<b>100.800</b>	<b>418.391</b>	-	-	<b>-100,00</b>	<b>-100,00</b>
231 Getah Karet Alam, Karet Alam Lainnya	100.800	418.391	-	-	-100,00	-100,00
<b>434 Brazil</b>	<b>1.758.958</b>	<b>8.213.932</b>	<b>20.160</b>	<b>57.445</b>	<b>-98,85</b>	<b>-99,30</b>
231 Getah Karet Alam, Karet Alam Lainnya	1.758.958	8.213.932	20.160	57.445	-98,85	-99,30
<b>435 Colombia</b>	<b>161.279</b>	<b>731.757</b>	-	-	<b>-100,00</b>	<b>-100,00</b>
231 Getah Karet Alam, Karet Alam Lainnya	161.279	731.757	-	-	-100,00	-100,00
<b>442 Peru</b>	<b>100.800</b>	<b>378.000</b>	-	-	<b>-100,00</b>	<b>-100,00</b>
231 Getah Karet Alam, Karet Alam Lainnya	100.800	378.000	-	-	-100,00	-100,00
<b>511 Inggris</b>	<b>287.280</b>	<b>1.312.405</b>	<b>362.880</b>	<b>1.062.326</b>	<b>26,32</b>	<b>-19,06</b>
231 Getah Karet Alam, Karet Alam Lainnya	287.280	1.312.405	362.880	1.062.326	26,32	-19,06
<b>512 Belanda</b>	<b>5.521.400</b>	<b>21.428.486</b>	<b>2.507.143</b>	<b>4.751.258</b>	<b>-54,59</b>	<b>-77,83</b>
231 Getah Karet Alam, Karet Alam Lainnya	4.504.488	20.219.072	879.480	3.058.828	-80,48	-84,87
248 Kayu Dikerjakan Sederhana Dan Bantalan Kayu	375.760	467.164	-	-	-100,00	-100,00
422 Minyak Nabati Lainnya, Cair Atau Kental	-	-	1.000.000	981.950	-	-
634 Plywood, Tripleks , Dsb	641.152	742.250	627.663	710.480	-2,10	-4,28

LANJUTAN TABEL 1.11. DATA EKSPOR KALIMANTAN TENGAH MENURUT NEGARA TUJUAN DAN GOLONGAN BARANG SITC GRUP 3 DIJIT, 2011-2012

NEGARA TUJUAN/GOLONGAN BARANG SITC 3DIJIT	2011		2012		% PERUBAHAN	
	BERAT KG	NILAI US\$	BERAT KG	NILAI US\$	BERAT	NILAI
(1)	(2)	(3)	(4)	(5)	(6)	(7)
<b>513 Perancis</b>	<b>1.471.911</b>	<b>6.739.675</b>	<b>612.360</b>	<b>1.993.881</b>	<b>-58,40</b>	<b>-70,42</b>
231 Getah Karet Alam, Karet Alam Lainnya	1.428.840	6.675.212	612.360	1.993.881	-57,14	-70,13
634 Plywood, Tripleks , Dsb	43.071	64.463	-	-	-100,00	-100,00
<b>514 Jerman</b>	<b>37.046.993</b>	<b>24.180.045</b>	<b>44.560.055</b>	<b>16.392.886</b>	<b>20,28</b>	<b>-32,20</b>
231 Getah Karet Alam, Karet Alam Lainnya	2.983.679	14.209.454	2.142.000	7.030.160	-28,21	-50,52
321 Batu Bara, Tidak Diaglomorasi	33.330.000	8.832.450	41.815.000	8.363.000	25,46	-5,32
634 Plywood, Tripleks , Dsb	733.314	1.138.141	603.055	999.726	-17,76	-12,16
<b>516 Belgia</b>	<b>11.420.926</b>	<b>17.269.263</b>	<b>9.284.110</b>	<b>14.438.522</b>	<b>-18,71</b>	<b>-16,39</b>
231 Getah Karet Alam, Karet Alam Lainnya	1.612.798	7.295.366	2.419.200	7.196.060	50,00	-1,36
248 Kayu Dikerjakan Sederhana Dan Bantalan Kayu	3.683	5.811	3.528	5.983	-4,21	2,96
634 Plywood, Tripleks , Dsb	9.804.445	9.968.086	6.861.382	7.236.479	-30,02	-27,40
<b>521 Denmark</b>	<b>2</b>	<b>4</b>	<b>-</b>	<b>-</b>	<b>-100,00</b>	<b>-100,00</b>
841 Pakaian Lelaki Dan Anak Lelaki Bukan Rajutan	2	4	-	-	-100,00	-100,00
<b>524 Finlandia</b>	<b>8.668.800</b>	<b>41.075.976</b>	<b>3.064.320</b>	<b>10.123.284</b>	<b>-64,65</b>	<b>-75,35</b>
231 Getah Karet Alam, Karet Alam Lainnya	8.668.800	41.075.976	3.064.320	10.123.284	-64,65	-75,35
<b>526 Italia</b>	<b>296.203</b>	<b>1.493.518</b>	<b>90.720</b>	<b>293.851</b>	<b>-69,37</b>	<b>-80,32</b>
231 Getah Karet Alam, Karet Alam Lainnya	294.840	1.443.442	90.720	293.851	-69,23	-79,64
841 Pakaian Lelaki Dan Anak Lelaki Bukan Rajutan	1.363	50.076	-	-	-100,00	-100,00
<b>527 Spanyol</b>	<b>1.360.800</b>	<b>6.217.607</b>	<b>498.960</b>	<b>1.674.882</b>	<b>-63,33</b>	<b>-73,06</b>
231 Getah Karet Alam, Karet Alam Lainnya	1.360.800	6.217.607	498.960	1.674.882	-63,33	-73,06

LANJUTAN TABEL 1.11. DATA EKSPOR KALIMANTAN TENGAH MENURUT NEGARA TUJUAN DAN GOLONGAN BARANG SITC GRUP 3 DIJIT, 2011-2012

NEGARA TUJUAN/GOLONGAN BARANG SITC 3DIJIT	2011		2012		% PERUBAHAN	
	BERAT KG	NILAI US\$	BERAT KG	NILAI US\$	BERAT	NILAI
(1)	(2)	(3)	(4)	(5)	(6)	(7)
<b>543 Polandia</b>	<b>136.080</b>	<b>563.881</b>	<b>90.720</b>	<b>307.752</b>	<b>-33,33</b>	<b>-45,42</b>
231 Getah Karet Alam, Karet Alam Lainnya	136.080	563.881	90.720	307.752	-33,33	-45,42
<b>544 Rumania</b>	<b>703.080</b>	<b>3.304.455</b>	<b>865.620</b>	<b>2.636.028</b>	<b>23,12</b>	<b>-20,23</b>
231 Getah Karet Alam, Karet Alam Lainnya	703.080	3.304.455	865.620	2.636.028	23,12	-20,23
<b>557 Ukraina</b>	<b>75.250.000</b>	<b>17.533.250</b>	<b>81.430.000</b>	<b>13.435.950</b>	<b>8,21</b>	<b>-23,37</b>
321 Batu Bara, Tidak Diaglomorasi	75.250.000	17.533.250	81.430.000	13.435.950	8,21	-23,37
<b>559 Lithuania</b>	<b>1.229.760</b>	<b>5.907.424</b>	-	-	<b>-100,00</b>	<b>-100,00</b>
231 Getah Karet Alam, Karet Alam Lainnya	1.229.760	5.907.424	-	-	-100,00	-100,00
<b>560 Latvia</b>	<b>322.560</b>	<b>1.415.371</b>	<b>524.160</b>	<b>1.762.821</b>	<b>62,50</b>	<b>24,55</b>
231 Getah Karet Alam, Karet Alam Lainnya	322.560	1.415.371	524.160	1.762.821	62,50	24,55
<b>572 Fed Russia</b>	-	-	<b>987.840</b>	<b>3.345.944</b>	-	-
231 Getah Karet Alam, Karet Alam Lainnya	-	-	987.840	3.345.944	-	-
<b>TOTAL EKSPOR</b>	<b>4.202.950.881</b>	<b>1.343.477.745</b>	<b>6.001.105.001</b>	<b>1.152.671.555</b>	<b>42,78</b>	<b>-14,20</b>

**TABEL 1.12. DATA EKSPOR ASAL KALIMANTAN TENGAH MENURUT PELABUHAN MUAT DAN GOLONGAN BARANG SITC GRUP 3 DIJIT, 2011-2012**

PELABUHAN MUAT/GOLONGAN BARANG SITC 3 DIJIT	2011		2012		% PERUBAHAN	
	BERAT KG	NILAI US\$	BERAT KG	NILAI US\$	BERAT	NILAI
(1)	(2)	(3)	(4)	(5)	(6)	(7)
<b>273 PEKAN BARU</b>	-	-	<b>2.750</b>	<b>18.871</b>	-	-
784 Bagian Dan Perlengkapan Kendaraan Bermotor	-	-	2.750	18.871	-	-
<b>431 TANJUNG PRIOK</b>	<b>276.806</b>	<b>553.458</b>	<b>1.555.379</b>	<b>3.606.123</b>	<b>461,90</b>	<b>551,56</b>
273 Batu, Pasir Dan Kerikil	10.000	2.550	-	-	-100,00	-100,00
245 Kayu Bakar Dan Arang Kayu	47.875	10.411	-	-	-100,00	-100,00
248 Kayu Dikerjakan Sederhana Dan Bantalan Kayu	28.616	35.494	78.019	104.084	172,64	193,24
635 Barang-barang Kayu, Tds	189.517	479.924	1.477.360	3.502.039	679,54	629,71
728 Mesin Lainnya Untuk Industri Tertentu	798	25.079	-	-	-100,00	-100,00
<b>434 SOEKARNO-HATTA (U)</b>	<b>1.732</b>	<b>57.558</b>	-	-	<b>-100,00</b>	<b>-100,00</b>
034 Ikan Segar, Dingin Atau Beku	34	3.073	-	-	-100,00	-100,00
642 Barang-barang Kertas Lainnya	325	4.293	-	-	-100,00	-100,00
841 Pakaian Lelaki Dan Anak Lelaki Bukan Rajutan	1.365	50.080	-	-	-100,00	-100,00
752 Mesin Otomatis Pengolah Data Dan Satuannya	8	112	-	-	-100,00	-100,00
<b>494 TANJUNG EMAS</b>	-	-	<b>479.660</b>	<b>791.449</b>	-	-
287 Bijih Logam Tdk Mulia Dan Pekatannya	-	-	479.660	791.449	-	-

**LANJUTAN TABEL 1.12. DATA EKSPOR ASAL KALIMANTAN TENGAH MENURUT PELABUHAN MUAT DAN GOLONGAN BARANG SITC GRUP 3 DIJIT, 2011-2012**

PELABUHAN MUAT/GOLONGAN BARANG SITC 3 DIJIT	2011		2012		% PERUBAHAN	
	BERAT KG	NILAI US\$	BERAT KG	NILAI US\$	BERAT	NILAI
(1)	(2)	(3)	(4)	(5)	(6)	(7)
<b>563 TANJUNG PERAK</b>	<b>88.101.481</b>	<b>333.355.589</b>	<b>91.287.400</b>	<b>224.361.452</b>	<b>3,62</b>	<b>-32,70</b>
231 Getah Karet Alam, Karet Alam Lainnya	70.729.214	327.146.392	55.035.960	177.325.548	-22,19	-45,80
245 Kayu Bakar Dan Arang Kayu	119.000	41.480	21.500	7	-81,93	-99,98
287 Bijih Logam Tdk Mulia Dan Pekatannya	16.667.875	5.531.733	29.518.000	26.433.380	77,10	377,85
292 Bahan Mentah Berasal Dari Tumbuh-tumbuhan	454.540	504.055	81.200	73.080	-82,14	-85,50
431 Olahan Minyak, Lemak Nabati Dan Hewani	126.910	66.317	72.520	35.535	-42,86	-46,42
621 Bahan-bahan Dari Karet	-	-	6.511.680	20.486.729	-	-
635 Barang-barang Kayu, Tds	-	-	8.500	2.779	-	-
658 Barang Tekstil Jadi Lainnya	58	60	-	-	-100,00	-100,00
661 Semen, Kapur Dan Bahan Bangunan Buatan Pabrik	-	-	15.000	3.000	-	-
691 Bangunan Dan Bagian Bangunan	-	-	23.040	1.394	-	-
786 Kereta Gandengan Dan Kendaraan Lain Tidak Bermotor	3.400	65.055	-	-	-100,00	-100,00
821 Perabotan	484	497	-	-	-100,00	-100,00
<b>743 PANGKALAN BUN</b>	<b>237.518.896</b>	<b>104.216.190</b>	<b>84.089.475</b>	<b>82.523.213</b>	<b>-64,60</b>	<b>-20,82</b>
034 Ikan Segar, Dingin Atau Beku	145	5.545	73	1.792	-49,66	-67,68
248 Kayu Dikerjakan Sederhana Dan Bantalan Kayu	4.513.752	3.120.724	1.495.943	1.142.123	-66,86	-63,40
281 Bijih Dan Pekatan Besi	54.200.000	1.626.000	-	-	-100,00	-100,00
321 Batu Bara, Tidak Diaglomorasi	87.940.000	6.155.800	-	-	-100,00	-100,00
422 Minyak Nabati Lainnya, Cair Atau Kental	14.001.058	15.610.280	10.398.832	9.251.561	-25,73	-40,73
634 Plywood, Tripleks , Dsb	76.863.941	77.697.841	72.194.627	72.127.737	-6,07	-7,17

**LANJUTAN TABEL 1.12. DATA EKSPOR ASAL KALIMANTAN TENGAH MENURUT PELABUHAN MUAT DAN GOLONGAN BARANG SITC GRUP 3 DIJIT, 2011-2012**

PELABUHAN MUAT/GOLONGAN BARANG SITC 3 DIJIT	2011		2012		% PERUBAHAN	
	BERAT KG	NILAI US\$	BERAT KG	NILAI US\$	BERAT	NILAI
(1)	(2)	(3)	(4)	(5)	(6)	(7)
<b>744 KUMAI</b>	<b>835.861.049</b>	<b>298.928.978</b>	<b>1.147.244.069</b>	<b>293.682.520</b>	<b>37,25</b>	<b>-1,76</b>
081 Makanan Ternak	2.720.280	348.195	-	-	-100,00	-100,00
248 Kayu Dikerjakan Sederhana Dan Bantalan Kayu	144.683	188.363	-	-	-100,00	-100,00
281 Bijih Dan Pekatan Besi	558.534.000	16.756.020	857.767.143	22.148.050	53,57	32,18
422 Minyak Nabati Lainnya, Cair Atau Kental	261.790.588	270.655.559	262.714.186	247.595.620	0,35	-8,52
431 Olahan Minyak, Lemak Nabati Dan Hewani	-	-	13.100.000	12.724.500	-	-
512 Alkohol, Fenol, Fenol-alkohol	12.499.878	10.739.086	12.205.030	9.763.855	-2,36	-9,08
634 Plywood, Tripleks , Dsb	171.620	241.755	1.457.710	1.450.495	749,38	499,99
<b>746 SAMPIT</b>	<b>258.350.726</b>	<b>61.700.069</b>	<b>885.150.336</b>	<b>25.805.057</b>	<b>242,62</b>	<b>-58,18</b>
081 Makanan Ternak	41.036.588	4.601.329	52.639.071	5.786.388	28,27	25,75
248 Kayu Dikerjakan Sederhana Dan Bantalan Kayu	134.927	110.820	74.525	44.683	-44,77	-59,68
281 Bijih Dan Pekatan Besi	60.415.000	2.718.675	36.050.371	907.716	-40,33	-66,61
285 Bijih Alumunium Dan Pekatannya	104.974.000	1.574.610	779.469.860	11.689.764	642,54	642,39
287 Bijih Logam Tdk Mulia Dan Pekatannya	-	-	2.880.000	1.543.470	-	-
292 Bahan Mentah Berasal Dari Tumbuh-tumbuhan	6.675.156	326.822	8.955.290	507.731	34,16	55,35
422 Minyak Nabati Lainnya, Cair Atau Kental	41.949.001	49.382.026	3.499.934	3.795.678	-91,66	-92,31
512 Alkohol, Fenol, Fenol-alkohol	1.560.683	757.078	704.840	279.469	-54,84	-63,09
634 Plywood, Tripleks , Dsb	1.601.821	2.176.738	876.195	1.200.158	-45,30	-44,86
712 Turbin Uap & Turbin Pembangkit Lainnya	-	-	250	50.000	-	-
728 Mesin Lainnya Untuk Industri Tertentu	3.550	51.971	-	-	-100,00	-100,00

**LANJUTAN TABEL 1.12. DATA EKSPOR ASAL KALIMANTAN TENGAH MENURUT PELABUHAN MUAT DAN GOLONGAN BARANG SITC GRUP 3 DIJIT, 2011-2012**

PELABUHAN MUAT/GOLONGAN BARANG SITC 3 DIJIT	2011		2012		% PERUBAHAN	
	BERAT KG	NILAI US\$	BERAT KG	NILAI US\$	BERAT	NILAI
(1)	(2)	(3)	(4)	(5)	(6)	(7)
<b>750 PULANG PISAU</b>	<b>7.535.146</b>	<b>831.759</b>	<b>177.209.883</b>	<b>16.138.073</b>	<b>2.251,78</b>	<b>1.840,23</b>
034 Ikan Segar, Dingin Atau Beku	-	-	95	2.303	-	-
321 Batu Bara, Tidak Diaglomorasi	7.535.146	831.759	177.209.788	16.135.770	2.251,78	1.839,96
<b>771 BANJARMASIN</b>	<b>2.457.620.045</b>	<b>486.852.646</b>	<b>2.903.939.049</b>	<b>432.812.736</b>	<b>18,16</b>	<b>-11,10</b>
081 Makanan Ternak	2.647	1.425	4.500	9.750	70,00	584,21
231 Getah Karet Alam, Karet Alam Lainnya	977.072	3.120.363	1.556.600	4.101.521	59,31	31,44
287 Bijih Logam Tdk Mulia Dan Pekatannya	12.383.875	6.513.328	42.673.289	21.252.269	244,59	226,29
292 Bahan Mentah Berasal Dari Tumbuh-tumbuhan	8.383.599	7.273.803	189.660	26.328	-97,74	-99,64
321 Batu Bara, Tidak Diaglomorasi	2.435.773.544	469.356.959	2.859.515.000	407.422.868	17,40	-13,20
635 Barang-barang Kayu, Tds	59.500	282.071	-	-	-100,00	-100,00
723 Mesin Bangunan Dan Konstruksi Tds	22.000	257.238	-	-	-100,00	-100,00
811 Bagian Bangunan Yang Siap Dari Pabrik	17.808	47.459	-	-	-100,00	-100,00
<b>773 KOTABARU</b>	<b>317.685.000</b>	<b>56.981.498</b>	<b>710.147.000</b>	<b>72.932.061</b>	<b>123,54</b>	<b>27,99</b>
321 Batu Bara, Tidak Diaglomorasi	317.685.000	56.981.498	710.147.000	72.932.061	123,54	27,99
<b>TOTAL EKSPOR</b>	<b>4.202.950.881</b>	<b>1.343.477.745</b>	<b>6.001.105.001</b>	<b>1.152.671.555</b>	<b>42,78</b>	<b>-14,20</b>





# ***TABEL-TABEL IMPOR***

<http://kalteng.bps.go.id>



**TABEL 2.1. DATA IMPOR KALIMANTAN TENGAH MENURUT GOLONGAN BARANG EKONOMI, 2011-2012**

GOLONGAN BARANG (1)	2011		2012		% PERUBAHAN	
	BERAT KG (2)	NILAI US\$ (3)	BERAT KG (4)	NILAI US\$ (5)	BERAT (6)	NILAI (7)
<b>BARANG KONSUMSI</b>	<b>8.388</b>	<b>28.483</b>	<b>3.383</b>	<b>77.672</b>	<b>-59,67</b>	<b>172,70</b>
610 Barang Konsumsi Tahan Lama	1	15	3.383	77.672	338.200,00	517.713,33
620 Barang Konsumsi Setengah Tahan Lama	7.919	24.093	-	-	-100,00	-100,00
630 Barang Konsumsi Tak Tahan Lama	468	4.375	-	-	-100,00	-100,00
<b>BAHAN BAKU DAN PENOLONG</b>	<b>35.769.566</b>	<b>23.704.345</b>	<b>24.693.829</b>	<b>53.786.206</b>	<b>-30,96</b>	<b>126,90</b>
111 Makanan & Minuman(Primary), Unt.Industri	307.966	200.188	-	-	-100,00	-100,00
210 Bahan Baku Untuk Industri (Primary)	-	-	8.399.879	3.314.906	-	-
220 Bahan Baku Untuk Industri (Processed)	34.600.670	18.023.388	9.995.006	11.895.171	-71,11	-34,00
420 Suku Cadang & Perlengkapan Barang Modal	858.908	5.448.086	6.281.737	38.510.905	631,36	606,87
530 Suku Cadang & Perlengkapan Alat Angkutan	2.022	32.683	17.207	65.224	750,99	99,57
<b>BARANG MODAL</b>	<b>19.986.531</b>	<b>65.056.986</b>	<b>17.622.527</b>	<b>81.135.448</b>	<b>-11,83</b>	<b>24,71</b>
410 Barang Modal Kecuali Alat Angkutan	18.505.918	61.263.794	17.441.086	80.503.110	-5,75	31,40
521 Alat Angkutan Untuk Industri	1.480.613	3.793.192	181.441	632.338	-87,75	-83,33
<b>TOTAL IMPOR</b>	<b>55.764.485</b>	<b>88.789.814</b>	<b>42.319.739</b>	<b>134.999.326</b>	<b>-24,11</b>	<b>52,04</b>

**TABEL 2.2. DATA IMPOR KALIMANTAN TENGAH MENURUT ASAL NEGARA, 2011-2012**

NEGARA ASAL	2011		2012		% PERUBAHAN	
	BERAT KG	NILAI US\$	BERAT KG	NILAI US\$	BERAT	NILAI
(1)	(2)	(3)	(4)	(5)	(6)	(7)
111 Jepang	7.778	208.420	34	1.443	-99,56	-99,31
112 Hongkong	130	1.431	-	-	-100,00	-100,00
114 Korea Selatan	3.526.880	1.183.435	-	-	-100,00	-100,00
116 China	26.096	105.036	2.495.821	6.341.108	9.464,00	5.937,08
121 Thailand	-	-	10.485	237.898	-	-
122 Singapura	2.609.451	9.600.008	8.704.744	13.233.386	233,59	37,85
124 Malaysia	26.623.489	66.588.871	23.332.350	81.008.008	-12,36	21,65
131 Viet Nam	-	-	3.832.000	303.018	-	-
133 India	8.396	258.871	-	-	-100,00	-100,00
267 Mauritius	6.376	15.660	-	-	-100,00	-100,00
311 Australia	22.567.634	8.858.130	-	-	-100,00	-100,00
411 Amerika Serikat	180.399	111.091	2.762	69.008	-98,47	-37,88
412 Kanada	-	-	2	36	-	-

**LANJUTAN TABEL 2.2. DATA IMPOR KALIMANTAN TENGAH MENURUT ASAL NEGARA, 2011-2012**

NEGARA ASAL	2011		2012		% PERUBAHAN	
	BERAT KG	NILAI US\$	BERAT KG	NILAI US\$	BERAT	NILAI
(1)	(2)	(3)	(4)	(5)	(6)	(7)
421 Meksiko	-	-	4	234	-	-
424 Nikaragua	-	-	3	138	-	-
434 Brazil	-	-	3	97	-	-
511 Inggris	5.377	60.400	33	1.521	-99,39	-97,48
513 Perancis	713	18.953	-	-	-100,00	-100,00
514 Jerman	197.899	1.764.010	3.892.160	32.632.691	1.866,74	1.749,92
515 Austria	-	-	49.313	1.168.412	-	-
526 Italia	-	-	1	23	-	-
543 Polandia	3.867	15.498	-	-	-100,00	-100,00
565 Malta	-	-	24	2.305	-	-
<b>TOTAL IMPOR</b>	<b>55.764.485</b>	<b>88.789.814</b>	<b>42.319.739</b>	<b>134.999.326</b>	<b>-24,11</b>	<b>52,04</b>

**TABEL 2.3. DATA IMPOR KALIMANTAN TENGAH MENURUT PELABUHAN BONGKAR, 2011-2012**

PELABUHAN BONGKAR	2011		2012		% PERUBAHAN	
	BERAT KG	NILAI US\$	BERAT KG	NILAI US\$	BERAT	NILAI
(1)	(2)	(3)	(4)	(5)	(6)	(7)
743 PANGKALAN BUN	2.322.675	6.579.202	-	-	-100,00	-100,00
744 KUMAI	5.509.500	17.152.054	14.141.495	25.928.102	156,67	51,17
746 SAMPIT	45.989.962	57.830.089	19.395.287	58.033.008	-57,83	0,35
750 PULANG PISAU	1.766.768	5.668.231	8.782.957	51.038.216	397,12	800,43
751 TELUK SEBANGAU	175.580	1.560.238	-	-	-100,00	-100,00
<b>TOTAL IMPOR</b>	<b>55.764.485</b>	<b>88.789.814</b>	<b>42.319.739</b>	<b>134.999.326</b>	<b>-24,11</b>	<b>52,04</b>

**TABEL 2.4. DATA IMPOR KALIMANTAN TENGAH MENURUT KOMODITI GRUP HS 2 DIJIT, 2011-2012**

KOMODITI GRUP HS2 DIJIT	2011		2012		% PERUBAHAN	
	BERAT KG	NILAI US\$	BERAT KG	NILAI US\$	BERAT	NILAI
(1)	(2)	(3)	(4)	(5)	(6)	(7)
01 Binatang hidup	127.634	89.700	-	-	-100,00	-100,00
12 Biji-bijian berminyak	180.332	110.488	-	-	-100,00	-100,00
23 Ampas/Sisa Industri Makanan	2	14	-	-	-100,00	-100,00
25 Garam, Belerang, Kapur	-	-	3.832.000	303.018	-	-
27 Bahan bakar mineral	5.155.965	3.066.475	12.864.983	8.551.728	149,52	178,88
28 Bahan kimia anorganik	22.440.000	8.768.430	40.000	50.000	-99,82	-99,43
31 Pupuk	5.670.000	1.594.110	-	-	-100,00	-100,00
39 Plastik dan Barang dari Plastik	4.985	12.333	14.148	75.982	183,81	516,09
40 Karet dan Barang dari Karet	304	4.135	2.367.884	17.517.655	778.809,21	423.543,41
48 Kertas/Karton	609	5.493	-	-	-100,00	-100,00
49 Buku dan Barang Cetak	394	3.411	-	-	-100,00	-100,00
51 Wol, Bulu Hewan	-	-	366	1.200	-	-
59 Kain ditenun berlapis	810	19.020	-	-	-100,00	-100,00
61 Barang-barang rajutan	17	451	-	-	-100,00	-100,00
62 Pakaian jadi bukan rajutan	71	703	-	-	-100,00	-100,00
69 Produk keramik	-	-	184	600	-	-
70 Kaca & Barang dari Kaca	481	4.344	87	981	-81,91	-77,42

**LANJUTAN TABEL 2.4. DATA IMPOR KALIMANTAN TENGAH MENURUT KOMODITI GRUP HS 2 DIJIT, 2011-2012**

KOMODITI GRUP HS2 DIJIT	2011		2012		% PERUBAHAN	
	BERAT KG	NILAI US\$	BERAT KG	NILAI US\$	BERAT	NILAI
(1)	(2)	(3)	(4)	(5)	(6)	(7)
71 Perhiasan/Permata	21	534	-	-	-100,00	-100,00
72 Besi dan Baja	40	361	402	9.224	905,00	2.455,12
73 Benda-benda dari Besi dan Baja	2.812.027	10.301.594	2.618.118	8.957.491	-6,90	-13,05
74 Tembaga	1	190	4.752	23.307	475.100,00	12.166,84
76 Aluminium	34	307	42	466	23,53	51,79
79 Seng	-	-	3.498	13.200	-	-
80 Timah	-	-	1.346	11.392	-	-
82 Perkakas, Perangkat Potong	856	7.715	2.991	15.946	249,42	106,69
83 Berbagai barang logam dasar	743	7.439	330	7.640	-55,88	2,70
84 Mesin-mesin/Pesawat Mekanik	16.233.145	53.111.073	18.280.718	86.509.232	12,58	62,88
85 Mesin/peralatan listrik	1.481.117	6.844.346	1.448.411	8.824.502	-2,21	28,93
87 Kendaraan dan Bagiannya	84.872	341.188	181.458	633.167	113,80	85,58
89 Kapal laut	1.396.000	3.463.057	-	-	-100,00	-100,00
90 Perangkat optik	42.234	585.933	156.767	1.290.383	271,19	120,23
91 Lonceng, Arloji dan Bagiannya	1	15	-	-	-100,00	-100,00
94 Perabot, penerangan rumah	126.728	446.442	501.254	2.202.212	295,54	393,28
96 Berbagai barang buatan pabrik	57	513	-	-	-100,00	-100,00
<b>TOTAL IMPOR</b>	<b>55.764.485</b>	<b>88.789.814</b>	<b>42.319.739</b>	<b>134.999.326</b>	<b>-24,11</b>	<b>52,04</b>



**TABEL 2.5. DATA IMPOR KALIMANTAN TENGAH MENURUT KOMODITAS HS 2012, 2011-2012**

KOMODITI HS 2012	2011		2012		% PERUBAHAN	
	BERAT KG	NILAI US\$	BERAT KG	NILAI US\$	BERAT	NILAI
(1)	(2)	(3)	(4)	(5)	(6)	(7)
0102291010 Live male oxen, other than pure-bredbreeding animals	127.634	89.700	-	-	-100,00	-100,00
1201900000 Soya beans, oth than seed, whether ornot broken	180.332	110.488	-	-	-100,00	-100,00
2301100000 Flours, meals & pellets, of meat / meatoffal; greaves	2	14	-	-	-100,00	-100,00
2523900000 Other hydraulic cements	-	-	3.832.000	303.018	-	-
2713200000 Petroleum bitumen	5.155.965	3.066.475	8.298.765	5.546.032	60,95	80,86
2714900000 Asphalites and asphaltic rocks	-	-	4.566.218	3.005.696	-	-
2809203900 Phosphoric acids, hypophoric acids,except Hypophosphoric acids; food grad	-	-	40.000	50.000	-	-
2818200000 Aluminium oxide, other than artificialcorundum	22.440.000	8.768.430	-	-	-100,00	-100,00
3102210000 Ammonium sulphate	3.500.000	1.032.500	-	-	-100,00	-100,00
3103909000 Other mineral or chemical fertilisers,phosphatic, oth than superphosphates	1.750.000	369.250	-	-	-100,00	-100,00
3105900000 Oth mineral/chemical fertiliser cont 2/3elements nitrogen,phosphorus&pota	420.000	192.360	-	-	-100,00	-100,00
3917390000 Other tubes, pipes and hoses	-	-	608	13.953	-	-
3923309000 Other carboys, bottles, flasks & similar article	6	49	-	-	-100,00	-100,00
3923500000 Stoppers, lids, caps and other closures	-	-	13.540	62.029	-	-
3926905300 Transmission or conveyer belts or beltin	4	35	-	-	-100,00	-100,00
3926909100 Other articles of plastics & othermaterial of kind used for grain storage	4.975	12.249	-	-	-100,00	-100,00

**LANJUTAN TABEL 2.5. DATA IMPOR KALIMANTAN TENGAH MENURUT KOMODITAS HS 2012, 2011-2012**

KOMODITI HS 2012	2011		2012		% PERUBAHAN	
	BERAT KG	NILAI US\$	BERAT KG	NILAI US\$	BERAT	NILAI
(1)	(2)	(3)	(4)	(5)	(6)	(7)
4001101100 Centrifuge concentrat,containing ammonia >= 0.5%;natural rubber latex	-	-	1.295	4.992	-	-
4009410000 Mining slurry suction&discharge hose,reinforce/combine w/ oth mtrl,w/o fit	-	-	3	138	-	-
4010110000 Conveyor belts/belting,reinforced withmetal	-	-	2.110.286	15.606.950	-	-
4010120000 Conveyor belts/belting,reinforced withtextile material	-	-	254.587	1.883.433	-	-
4010310000 V-belts,V-ribbes of an outside circumference >60cm and <=180cm	-	-	588	13.500	-	-
4016939000 Oth gaskets, washers & oth seals	103	3.335	5	70	-95,15	-97,90
4016940000 Boat/dock fenders,whether/not inflatable	-	-	1.120	8.572	-	-
4016993000 Rubber bands	201	800	-	-	-100,00	-100,00
4823201000 Filter paper in rolls or sheets,instrips,rolls or sheets	609	5.493	-	-	-100,00	-100,00
4901991000 Educational, technical, scientific,historical or cultural books	394	3.411	-	-	-100,00	-100,00
5101110000 Shorn wool, not carded/combed, greasy,including fleece-washed wool	-	-	366	1.200	-	-
5902109100 Tyre cord fabrics of nylon or otherpolyamides of nylon-6 yarn	810	19.020	-	-	-100,00	-100,00
6117900000 Other parts of garment, knitted/crocheted	17	451	-	-	-100,00	-100,00
6203429000 Men's/boy's trousers, breeches&shortsof cotton, not knitted/crocheted	4	300	-	-	-100,00	-100,00
6210501000 Oth female garmnt of 5602/03;5903/06/07for protect work from fire	67	403	-	-	-100,00	-100,00
6905100000 Roofing tiles of ceramic	-	-	184	600	-	-
7017900000 Laboratory,hygienic/pharmaceuticalglassware,nor fused quartz/fused silica	481	4.344	87	981	-81,91	-77,42
7117199000 Parts of oth imitation jewellery of basemetal,whether/not plated w/ prec met	21	534	-	-	-100,00	-100,00
7214101100 Oth bars,rods of iron, non-alloy steelforged,carbon<0.6%,circlr cross-section	-	-	402	9.224	-	-
7217909000 Oth wire iron/non-alloy steel,plate/coatwith other metals, 0.25%>=cont.carb	40	361	-	-	-100,00	-100,00

**LANJUTAN TABEL 2.5. DATA IMPOR KALIMANTAN TENGAH MENURUT KOMODITAS HS 2012, 2011-2012**

KOMODITI HS 2012	2011		2012		% PERUBAHAN	
	BERAT KG	NILAI US\$	BERAT KG	NILAI US\$	BERAT	NILAI
(1)	(2)	(3)	(4)	(5)	(6)	(7)
7302100000 Rails of iron or steel	-	-	192.611	203.436	-	-
7302909000 Other than sleepers, of iron or steel	-	-	695	680	-	-
7304190000 Oth.tube,pipe&hollow profile,seamless,line pipe of a kind use for oil/gas pip	235.512	717.320	97.592	344.867	-58,56	-51,92
7306191000 Oth line pipe use for oil/gas pipe weldeoth stainless steel,electronic resistan	-	-	29.642	103.008	-	-
7306199000 Oth line pipe use for oil/gas pipe weldeoth stainles stel,not ERW&spiral/heli	-	-	10.115	37.700	-	-
7306909010 Oth.thn bundy-weld pipes & tubes, withinternal diameter <= 12,5mm	-	-	1	62	-	-
7306909090 Oth.thn bundy-weld pipes & tubes, withinternal diameter > 12,5mm	401.560	1.265.343	-	-	-100,00	-100,00
7307190000 Cast fitting of other than non-malleablecast iron	170	2.400	-	-	-100,00	-100,00
7307211000 Oth pipe of stainless steel flangesinternal diameter<15cm	-	-	615	265	-	-
7307221000 Oth pipe,stainless steel threaded ellbow,bends&sleeves ,internal diameter<15	-	-	66	28	-	-
7307291000 Oth stainlss steel oth.than flanges,butt welding,threaded elbow,bend&sleeve<	197	1.705	29	1.377	-85,28	-19,24
7307299000 Oth stainlss steel oth.than flanges,butt welding,threaded elbow,bend&sleeve>	-	-	11.560	43.200	-	-
7307919000 Oth tube or pipe fittings flanges,internal diameter>=15cm	-	-	4.448	21.814	-	-
7307991000 Oth tube/pipe fittings,not butt welding/flanges/elbows,internal diameter<15c	20.028	92.628	199.836	586.505	897,78	533,18
7307999000 Oth tube/pipe fittings,not butt welding/flanges/elbows,internal diameter>=15	-	-	110.282	534.204	-	-
7308906000 Other structures & parts of structures,perforated cable trays	386.688	1.216.555	9.730	5.700	-97,48	-99,53
7308909200 Other structures & parts of structures,guardrails	-	-	1.309	7.402	-	-
7308909900 Other structures & parts of structures,not guardrails	-	-	260.784	921.156	-	-
7309001100 Reservoir,tank,vat&similar,of iron/steel,cap.>300ltr,lined/heat-insulated	1.670.242	6.516.372	213.363	949.442	-87,23	-85,43
7309001900 Reservoir,tank,vat&similar,of iron/steel,cap.>300ltr,not lined/heat-insulated	-	-	1.065	4.000	-	-

**LANJUTAN TABEL 2.5. DATA IMPOR KALIMANTAN TENGAH MENURUT KOMODITAS HS 2012, 2011-2012**

KOMODITI HS 2012	2011		2012		% PERUBAHAN	
	BERAT KG	NILAI US\$	BERAT KG	NILAI US\$	BERAT	NILAI
(1)	(2)	(3)	(4)	(5)	(6)	(7)
7309009100 Oth reservoir,tank,vat&similar,iron/steel,cap.>300ltr,lined/heat-insulated	-	-	39.170	395.785	-	-
7309009900 Oth reservoir,tank,vat&similar,iron/steel,cap.>300ltr,not lined/heat-insulated	-	-	1.365.101	4.508.011	-	-
7310109090 Tank,cask,drum,can,boxe&similar,cap.>50L&=<=300L,not tinplate,not casting	-	-	8.809	24.892	-	-
7315121000 Other roller chain of mild steel bicycle or motorcycle chain	61.859	151.386	-	-	-100,00	-100,00
7315899000 Other chain of mild steel not for motorcycles and bicycles	31.325	289.233	428	2.377	-98,66	-99,18
7316000000 Anchors, grapnels and parts thereof, of iron or steel	-	-	17.188	64.300	-	-
7318120000 Other wood screws with an external diameter not exceeding 16 mm	1.718	15.251	-	-	-100,00	-100,00
7318130000 Screw hooks and screw rings with an external diameter not exceeding 16 mm	150	1.332	-	-	-100,00	-100,00
7318150000 Screw metal with/without nuts/washers with an external diameter <= 16 mm	79	2.863	1.476	1.492	1.768,35	-47,89
7318160000 Nuts with an external diameter not exceeding 16 mm	25	2.709	752	13.985	2.908,00	416,24
7318190000 Other threaded articles of an external diameter not exceeding 16 mm	-	-	2.286	10.526	-	-
7318210000 Non threaded artic. for spring washers & both lock washers with an external diameter <= 16 mm	-	-	1	25	-	-
7318220000 Other washers with an external diameter not exceeding 16 mm	86	4.980	-	-	-100,00	-100,00
7318230000 Rivet with an external diameter not exceeding 16 mm	-	-	1	7	-	-
7318290000 Other non threaded articles with an external diameter <= 16 mm	80	4.503	-	-	-100,00	-100,00
7320201000 Helical springs for motor vehicles	11	1.049	-	-	-100,00	-100,00
7322900000 Other radiators for central heating	-	-	26.984	110.000	-	-
7326209000 Poultry cages and the like other than articles of iron or steel wire	1.706	15.147	-	-	-100,00	-100,00
7326906000 Bunsen burners	91	818	-	-	-100,00	-100,00
7326909910 Spouts and cups for latex collection	-	-	794	2.600	-	-

**LANJUTAN TABEL 2.5. DATA IMPOR KALIMANTAN TENGAH MENURUT KOMODITAS HS 2012, 2011-2012**

KOMODITI HS 2012	2011		2012		% PERUBAHAN	
	BERAT KG	NILAI US\$	BERAT KG	NILAI US\$	BERAT	NILAI
(1)	(2)	(3)	(4)	(5)	(6)	(7)
7326909990 Other articles not forged or steamed	-	-	11.385	58.645	-	-
7411290000 Other copper tubes and pipes	1	190	-	-	-100,00	-100,00
7419999090 Other articles of non copper	-	-	4.752	23.307	-	-
7612909000 Oth.aluminium casks,drums,cans, boxes &containers, for any material	31	277	-	-	-100,00	-100,00
7614909000 Other stranded wire without steel core	3	30	42	466	1.300,00	1.453,33
7907009990 Oth articles of zinc	-	-	3.498	13.200	-	-
8001100000 Unwrought tin, not alloyed	-	-	1.346	11.392	-	-
8204120000 Hand operated spanners and wrenchesadjustable	-	-	1	21	-	-
8205100000 Drilling, threading or tapping tools	-	-	4	52	-	-
8205590000 Other hand tools , oth than househlootools	-	-	57	1.503	-	-
8208400000 Knives&cutting blades for agricultural , horticultural or forestry machines	-	-	2.808	13.779	-	-
8208900000 Other knives and cutting blades formachines or for mechanical appliances	-	-	121	591	-	-
8215990000 Other similar kitchen and tableware	856	7.715	-	-	-100,00	-100,00
8301100000 Padlocks	-	-	2	90	-	-
8302301000 Hasps	5	739	-	-	-100,00	-100,00
8303000000 Armoured/reinforced safes,strong-boxesand doors and safe deposit lockers	-	-	328	7.550	-	-
8304009100 Other similar office or desk equipmentof aluminium	743	6.700	-	-	-100,00	-100,00
8402111000 Watertube boiler with steam production> 45 t/ h with electrical operated	542.255	1.492.883	28.944	102.323	-94,66	-93,15
8402121100 Watertube boilers elect. with a steam15 tons <= steam prod.< 45tons/hours	2.335.978	9.448.379	1.872.373	8.093.655	-19,85	-14,34
8402121900 Watertube boilers electric with a steamprod < 15 tons /hours	221.555	710.000	-	-	-100,00	-100,00

**LANJUTAN TABEL 2.5. DATA IMPOR KALIMANTAN TENGAH MENURUT KOMODITAS HS 2012, 2011-2012**

KOMODITI HS 2012	2011		2012		% PERUBAHAN	
	BERAT KG	NILAI US\$	BERAT KG	NILAI US\$	BERAT	NILAI
(1)	(2)	(3)	(4)	(5)	(6)	(7)
8402901000 Part of boiler bodies or shells	8.500	34.223	9.949	74.459	17,05	117,57
8402909000 Oth than part of boiler bodies or shells	4.500	20.730	92.446	61.011	1.954,36	194,31
8403909000 Oth Boiler bodies or shells central heatboilers oth than those of heading 84.0	3.423	8.191	-	-	-100,00	-100,00
8404101090 Economiser,super-heaters,gas revererswith boilers of heading 84.02	35.912	208.374	6.049	25.481	-83,16	-87,77
8405100000 Producer gas/water gas generators,with or without purifiers; acetylene gas	20	184	-	-	-100,00	-100,00
8406820000 Turbines oth than marine propulsion ofan output not exceeding 40 MW	18.788	403.775	47.045	1.483.273	150,40	267,35
8406900000 Part of turbines for marine propulsion	3.478	8.540	-	-	-100,00	-100,00
8409991900 Other engine of machinery of heading 8429 or 8430	-	-	2	95	-	-
8412210000 Hydraulic power engines and motorswith linear acting (cylinders)	1.189	14.468	12.098	165.447	917,49	1.043,54
8412290000 Hydraulic power engines and motorswith other linear acting (cylinders)	28.352	176.232	260.904	2.317.072	820,23	1.214,79
8412390000 Pneumatic power engines and motorswith other linear acting (cylinders)	31.807	77.079	1.520	1.487	-95,22	-98,07
8412800000 Oth engines and motors	19.539	47.986	21.934	61.843	12,26	28,88
8412909000 oth parts of engines of subheading 841	-	-	22.310	183.006	-	-
8413190000 OthPumps for dispens fuel/lubricants ofthe type used in fill station/in garage	35.427	462.846	125.216	528.754	253,45	14,24
8413201000 Water pump for hand pump,oth than those of subheading 8413.11 / 8413.19	-	-	17.326	73.313	-	-
8413209000 Oth Water pump for hand pump,oth than those of subheading 8413.11 / 8413.19	-	-	5.304	36.993	-	-
8413309200 Other water pumps or fuel pumps of kindused for eng of mtr vhl head 8702-8	-	-	32	1.520	-	-
8413309900 Other Cooling medium pumps for internalcombustion piston engines	24	1.775	1.521	5.800	6.237,50	226,76
8413609000 Oth rotary positive displacementpumps, with flow rate > 13000 m/h	-	-	684	2.500	-	-
8413701100 Oth Ctrfgl pumps;sgl stage,water pmp forbelt drvr /drct coupl with diamtr<20	10.565	86.985	-	-	-100,00	-100,00

**LANJUTAN TABEL 2.5. DATA IMPOR KALIMANTAN TENGAH MENURUT KOMODITAS HS 2012, 2011-2012**

KOMODITI HS 2012	2011		2012		% PERUBAHAN	
	BERAT KG	NILAI US\$	BERAT KG	NILAI US\$	BERAT	NILAI
(1)	(2)	(3)	(4)	(5)	(6)	(7)
8413701900 Oth centrifugal pumps;single suctionhorizontal shaft water pumps	-	-	15.066	68.381	-	-
8413703100 Submersible water pumps with an inletdiameter <= 200 mm	22.660	110.662	-	-	-100,00	-100,00
8413703900 Submersible water pumps with an inletdiameter => 200 mm	-	-	38.061	247.500	-	-
8413811110 Water pump with flow rate <= 8000 m/hwith electrically operated	398.127	1.294.239	57.114	255.919	-85,65	-80,23
8413811120 Water pump with flow rate <= 8000 m/hwith not electrically operated	-	-	557	20.288	-	-
8413811900 Water pump with flow rate >= 13000 m/h	-	-	118.182	482.172	-	-
8413911000 Part of pumps subheading 8413.20.10	-	-	1.314	30.165	-	-
8413919000 Part of other pumps	-	-	5.394	62.014	-	-
8414100000 Vakum pumps	7.761	86.632	4.375	31.446	-43,63	-63,70
8414309000 Compr kind refrgt eqp oth with cap refr<21.10 kw or displacmnt perrevl=>22l	571	2.863	4.209	19.742	637,13	589,56
8414592000 Explosion-proof air fans of kind used inunderground mining with cap < 125 k	6.831	55.681	-	-	-100,00	-100,00
8414593000 Blower with capacity < 125 kw	-	-	21.959	137.229	-	-
8414594900 Oth fans of a capacity <125 kw withprotective screen	-	-	5.072	26.831	-	-
8414595000 Fans window with blowers	10.203	65.019	-	-	-100,00	-100,00
8414599100 Fans floor with protective screen	-	-	8.177	82.612	-	-
8414599900 Oth fans floor with protective screen	-	-	71.551	409.238	-	-
8414801300 Hoods have max horizon side>120 cm,fittwith a filter for laminer airflow cab	447	10.500	-	-	-100,00	-100,00
8414801900 Hoods have max horizontal side>120 cm,no fitt with filter,not suit for ind use	-	-	10.419	39.000	-	-
8414804900 oth Gas compr modul for use in oil drilloth than those of subhd 841430 & 84	-	-	13.617	302.040	-	-
8414809000 Hoods having maximum horizontalside > 120 cm for air pumps	63.608	240.705	152.149	613.422	139,20	154,84

**LANJUTAN TABEL 2.5. DATA IMPOR KALIMANTAN TENGAH MENURUT KOMODITAS HS 2012, 2011-2012**

KOMODITI HS 2012	2011		2012		% PERUBAHAN	
	BERAT KG	NILAI US\$	BERAT KG	NILAI US\$	BERAT	NILAI
(1)	(2)	(3)	(4)	(5)	(6)	(7)
8415811200 Inc.refri, revers heat pump, use in aircraft op ut>21.10kw, air flow>67.96m <sup>3</sup> /m	-	-	573	13.136	-	-
8415811900 Inc.refri, revers heat pump, use in aircraft op ut>21.10kw, air flow<67.96m <sup>3</sup> /m	397	2.300	-	-	-100,00	-100,00
8417800000 Incinerators, non-electric	423	3.819	-	-	-100,00	-100,00
8418999090 Oth part refrig & freezers equipment electric/oth	67	603	-	-	-100,00	-100,00
8419199000 Instant water heaters oth than gas ,not for household type, non electric	-	-	135.500	550.629	-	-
8419311090 Oth.than evaporators, dryers for agriproducts, electrically operated	2.664	34.707	-	-	-100,00	-100,00
8419312000 Dryers for agriculture products, nonelectrically operated	71.738	438.394	-	-	-100,00	-100,00
8419391900 Other dryers machine electrically operated	27.963	135.395	212.153	919.075	658,69	578,81
8419392000 Other dryers machine not electrically operated	746	3.664	-	-	-100,00	-100,00
8419401000 Distilling/rectifying plant electrically operated	143.029	485.063	13.175	133.338	-90,79	-72,51
8419501000 Heat exchange units for Cooling towers	85.167	218.630	44.200	176.095	-48,10	-19,46
8419509010 Condensers for air conditioners for motor vehicles	-	-	1.072	24.109	-	-
8419509020 Oth condensers for air conditioners	-	-	19.456	331.391	-	-
8419509030 Oth condensers electrically operated	53.030	483.215	-	-	-100,00	-100,00
8419509040 Oth condensers not electrically operated	-	-	3.753	85.387	-	-
8419602000 Machinery for liquefying air or oth gases not electrically operated	-	-	2.587	58.694	-	-
8419891900 Oth mach for making hot drinks/for cooking/heating food, electrically operated	695.277	2.593.724	1.824.201	9.045.060	162,37	248,73
8419901900 Parts, oth machine electrically operated	24.790	587.863	13.475	63.316	-45,64	-89,23
8419902100 Part machine, non-electric op, for treat by proces involve heat ,household type	-	-	223	5.116	-	-
8419902900 Part machine, non-electric op, for treat by proces involve heat ,not household ty	-	-	183	6.564	-	-



**LANJUTAN TABEL 2.5. DATA IMPOR KALIMANTAN TENGAH MENURUT KOMODITAS HS 2012, 2011-2012**

KOMODITI HS 2012	2011		2012		% PERUBAHAN	
	BERAT KG	NILAI US\$	BERAT KG	NILAI US\$	BERAT	NILAI
(1)	(2)	(3)	(4)	(5)	(6)	(7)
8420109000 Oth calendering/oth rolling machine	1.727	10.000	-	-	-100,00	-100,00
8421191000 Centrifuges,including centrifugal dryers for sugar manufacture	8.633	72.292	-	-	-100,00	-100,00
8421199000 Oth centrifuges,including centrifugal dryers	4.140	10.150	-	-	-100,00	-100,00
8421211900 Oth filtering/purifying water machin& app of a capacity <= 500 l/h	6.128	15.000	18.356	65.117	199,54	334,11
8421212200 Filtering/purifying water machine & app,electrically operated of a cap> 500 l/h	120.239	390.475	25.817	119.680	-78,53	-69,35
8421212300 Filtering/purifying water machine & app,non electric operated of a cap> 500 l/h	-	-	7.342	31.750	-	-
8421231100 Oil filters for internal combustionengines machinery pos 8429 or 8430	-	-	24	2.305	-	-
8421239900 Petrol filters for internal combustionengines machinery pos 8429 or 8430	12.417	61.511	-	-	-100,00	-100,00
8421299000 Oth filtering machinery & apparatus forliquids not electrically operated	97.180	944.512	209.524	1.422.353	115,60	50,59
8421319000 Oth intake air filters for internalcombustion engines	577	8.150	-	-	-100,00	-100,00
8421399000 Filtering machines&apparatus for gases	15.649	52.687	5.559	88.815	-64,48	68,57
8421999900 Oth parts of goods of subheading8421.21.11/8421.21.21	-	-	7	328	-	-
8423301000 Constan weight scales,predeemin weightscales & hopper scales,electric operat	1.049	54.111	-	-	-100,00	-100,00
8423812000 Oth weighing machinery,max capacity<=30 kg, not electrically operated	-	-	20.838	77.400	-	-
8423891000 Oth weigh mach,oth.capacity > 5 000kg,electrically operated	13.052	48.089	2.666	9.389	-79,57	-80,48
8424300000 Steam/sand blasting machines&similar jet projecting machines, electrical operate	-	-	9.344	40.256	-	-
8424811000 Oth spraying liquid machine for agricul/hortikultural, drip irrigation systems	2.590	12.651	4.944	19.749	90,89	56,11
8425390000 Oth winches;capstans,oth than powered by oth electric motor	44.388	565.880	41.634	266.891	-6,20	-52,84
8426199000 Other transporter cranes	12.250	92.600	752	14.505	-93,86	-84,34
8426490000 Other Mobile lifting frames, self propelled,oth than on tyres	-	-	278.406	3.832.500	-	-

**LANJUTAN TABEL 2.5. DATA IMPOR KALIMANTAN TENGAH MENURUT KOMODITAS HS 2012, 2011-2012**

KOMODITI HS 2012 (1)	2011		2012		% PERUBAHAN	
	BERAT KG (2)	NILAI US\$ (3)	BERAT KG (4)	NILAI US\$ (5)	BERAT (6)	NILAI (7)
8426990000 Other derricks machine designed formounting oth than on road vehicles	-	-	211	3.189	-	-
8428209000 Oth pneumatic elevators & conveyors	2.932	26.007	-	-	-100,00	-100,00
8428329000 Oth continuous act elevators & conveyors of bucket type, not used for agri type	1.222.496	4.745.644	2.014.606	8.239.278	64,79	73,62
8428391000 Other elevator of kind use for agriculture	2.190	17.238	-	-	-100,00	-100,00
8428399000 Oth continuous-action elevators & conveyor, for goods/materials	6.592.423	4.619.768	754.054	2.496.163	-88,56	-45,97
8428909000 Other machine for lifting, handling, loading/unloading	118.071	288.610	196.503	555.682	66,43	92,54
8429190000 Bulldozer & angledozers other than track laying	-	-	203	3.921	-	-
8429590000 Mech shovels, excavators & shove loader oth front-end shovel, cannot revolving 36	1.950	9.700	-	-	-100,00	-100,00
8431399000 Part of other lifting, handling/loading machine	12.022	108.757	1.710.854	8.554.447	14.131,03	7.765,65
8431491000 Parts of machinery of heading 84.26 oth than Buckets, shovels, grabs and grips	-	-	1.208	27.695	-	-
8431499000 Oth parts suitable use of machinery of heading 84.30	95	1.545	39.956	427.116	41.958,95	27.545,05
8432400000 Manure spreaders, fertiliser distributor	1.000	12.810	-	-	-100,00	-100,00
8432909000 Parts oth machinery for soil preparation/cultivation	221	1.964	-	-	-100,00	-100,00
8433520000 Other threshing machinery	160.508	729.585	95.768	343.374	-40,33	-52,94
8435101000 Presses, crushers & manufacture of wine, cider, fruit juices, electric operated	62.706	488.802	194.280	937.672	209,83	91,83
8435901000 Parts of presses, crushers & manufacture of wine, cider, fruit juices, electric operated	4.355	34.374	3.859	9.236	-11,39	-73,13
8436801100 Other agric or horticultural machine, electric operated, inc Germination plant	-	-	9.285	47.250	-	-
8437103000 Machine for clean, sorting/grading seed, grain dried leguminous vegetables, electric	-	-	15.073	76.650	-	-
8438809100 Other machine for the industrial preparation/manufacture, electric operated	450	590	-	-	-100,00	-100,00
8443120000 Offset printing machinery, sheet-fed, office type (use sheet < 22x36cm)	17	150	-	-	-100,00	-100,00

**LANJUTAN TABEL 2.5. DATA IMPOR KALIMANTAN TENGAH MENURUT KOMODITAS HS 2012, 2011-2012**

KOMODITI HS 2012	2011		2012		% PERUBAHAN	
	BERAT KG	NILAI US\$	BERAT KG	NILAI US\$	BERAT	NILAI
(1)	(2)	(3)	(4)	(5)	(6)	(7)
8459691000 Other milling machines, electrically operated	5.451	20.806	16.729	88.660	206,90	326,13
8460391000 Oth sharpening (tool/cutter grinding) machines, electrically operated	-	-	25.612	69.800	-	-
8464201000 Grinding/polishing machines, electrically operated	-	-	75.850	117.185	-	-
8467190000 Tool for working in the hand, pneumatic, in other type	449	2.600	650	704	44,77	-72,92
8468800000 Other machinery and apparatus	-	-	128	420	-	-
8471309000 Oth portable digital automatic data proc mach, weigh not more than 10 kg	100	904	-	-	-100,00	-100,00
8471604000 X-y coordinate input devices, including mouse, light pens, joystick, track balls	-	-	1	94	-	-
8472903000 Other office machines, electrically operated	-	-	5	1.308	-	-
8474101000 Sorting, screening, separating/washing machines, electrically operated	167.274	846.646	258.443	869.311	54,50	2,68
8474102000 Sorting, screening, separating/washing machines, not electrically operated	-	-	5.628	21.000	-	-
8474201900 Crushing/grinding mach for earth, ores and mineral substances, electric operated	215.295	1.450.751	75.312	265.986	-65,02	-81,67
8474311000 Concrete/mortar mixers, electrically operated	-	-	33.800	110.190	-	-
8474391000 Other mixing/kneading machines electrically operated	8.009	24.529	280	7.705	-96,50	-68,59
8474392000 Other mixing/kneading machines not electrically operated	1.014	12.960	-	-	-100,00	-100,00
8474801000 Mach for agglomerating, shaping/mauld solid mineral fuels, electric operated	-	-	20.896	566.970	-	-
8474901000 Parts of mach for sort, screen, separate, wash, crush, grinding & mixing, electric oprtd	-	-	548	7.311	-	-
8479101000 Machinery for public works, building/the like electrically operated	-	-	7.720	35.090	-	-
8479201000 Mach for the extract/preparation of animal/fix vegetable fat/oil, electric oprtd	1.871.077	13.426.263	5.117.173	19.065.854	173,49	42,00
8479202000 Mach for the extract/preparation of animal/fix vegetable fat/oil, not electrically	21.021	344.081	22.040	82.632	4,85	-75,98
8479821000 Mixing, kneading, crush, grind, screen, sift, homogenis, & emulsify/stirr mach electrica	154.080	933.491	360.316	1.783.250	133,85	91,03

**LANJUTAN TABEL 2.5. DATA IMPOR KALIMANTAN TENGAH MENURUT KOMODITAS HS 2012, 2011-2012**

KOMODITI HS 2012	2011		2012		% PERUBAHAN	
	BERAT KG	NILAI US\$	BERAT KG	NILAI US\$	BERAT	NILAI
(1)	(2)	(3)	(4)	(5)	(6)	(7)
8479892000 Machinery for assembling CPU	-	-	687	2.250	-	-
8479893000 Oth mach for assembling CPU daughterboard in plastic case/housing,elect oprt	-	-	73.314	503.652	-	-
8479894000 Oth mach for assembling CPU daughterboard in plastic case/housing,not electr	-	-	8.137	30.470	-	-
8479902000 Part of goods Oth mach for assemblingCPU daughter plastic case/housing board	-	-	985	17.256	-	-
8479903000 Part of oth electrically operatedmachine	3.501	31.072	376.450	1.791.610	10.652,64	5.666,00
8479904000 Part of nonelectrically operatedmachinery	-	-	2.500	1.000	-	-
8481101100 Pres-reduce valve,iron/steel, manual	255	19.401	-	-	-100,00	-100,00
8481101900 Pres-reduce valve,iron/steel,automaticoperate ,5 cm ? internal diamtr <40cm	-	-	128.804	518.600	-	-
8481301000 Check (nonreturn) valve of swing check-valve type,40 cm ?inlets intl dia< 60cm	5.153	36.748	776	14.485	-84,94	-60,58
8481309000 Other check (nonreturn) valves	49.820	127.678	505	2.897	-98,99	-97,73
8481401000 Safety/relief valves of copper/copperalloy < 2.5cm	-	-	1.877	43.072	-	-
8481409000 Oth safety/relief valves	24.342	59.580	904	5.147	-96,29	-91,36
8481806200 Cast iron gate valve,inlet diamtr? 4cm&cast iron butterfly valve,inlet dia ?8cm	4.862	46.575	-	-	-100,00	-100,00
8481807200 Other ball valves	2.000	8.020	2.681	17.097	34,05	113,18
8481807300 Gate valve,manual operate,of iron/steel,5cm ?inlet/outlet internal diamt < 40 cm	16.629	66.645	2.456	22.762	-85,23	-65,85
8481809900 Other Fuel cut-off for vehicle	-	-	50.996	237.659	-	-
8481909000 Others parts for taps, cocks, valvesand similar appliances	-	-	2.780	15.791	-	-
8482400000 Needle roller bearings	8	519	-	-	-100,00	-100,00
8482500000 Oth cylindrical roller bearings	-	-	448	10.300	-	-
8482800000 Oth,includ.combined ball/roller bearings	30	1.590	-	-	-100,00	-100,00

**LANJUTAN TABEL 2.5. DATA IMPOR KALIMANTAN TENGAH MENURUT KOMODITAS HS 2012, 2011-2012**

KOMODITI HS 2012	2011		2012		% PERUBAHAN	
	BERAT KG	NILAI US\$	BERAT KG	NILAI US\$	BERAT	NILAI
(1)	(2)	(3)	(4)	(5)	(6)	(7)
8483109000 Other transmission shafts	32	282	70	2.473	118,75	776,95
8483202000 Bearing housing incorp. ball or rollerbearings for mach.of bulldozer or grading		-	169	2.534	-	-
8483402000 Gear&gearing oth than toothed wheels,for marine vessels	17.625	140.437	11.156	91.591	-36,70	-34,78
8483409000 Gear&gearing oth than toothed wheels,for oth mar.vsl/mach of moving grading	65.653	552.597	560.680	4.660.996	754,01	743,47
8483500000 Flywheels&pulleys,including pulley block	14	2.381	46.472	216.630	331.842,86	8.998,28
8483600000 Clutches & shaft couplings(including universal joints)	22.967	202.401	553	10.453	-97,59	-94,84
8483901900 Oth. parts of goods of trans. shafts	-	-	586	7.401	-	-
8483909900 Oth toothed wheels, chain sproccated	143.218	1.272.136	356	4.197	-99,75	-99,67
8484100000 Gaskets&similar joint metal sheetingcombined with oth material/2 more layers	-	-	4	39	-	-
8487900000 Oth mach. parts, not cont. electric con-necto,insulator,coil, oth elec.features	-	-	744	14.748	-	-
8501109900 Others spindle (AC/DC) motors	18.508	68.603	9.521	33.571	-48,56	-51,06
8501330000 Motor dc, Generator dc75 kw < an output ? 375 kw	-	-	4.808	39.204	-	-
8501522100 Motor ac, multi-phase of1 kw < an output ? 37.5 kw	20.499	187.662	-	-	-100,00	-100,00
8501522900 Other motor ac, multi-phase of1 kw < an output ? 37.5 kw	-	-	2.501	8.655	-	-
8501523100 Motor ac, multi-phase of an output > 37.5 kw	1.787	14.109	-	-	-100,00	-100,00
8501530000 Motor ac of an output > 75 kw	-	-	89.047	730.692	-	-
8502122000 Electric generating sets & rotary conv.125 kva < an output ? 375 kva	4.617	32.878	-	-	-100,00	-100,00
8502139000 Oth. elect generating sets&rotary conv.of an output > 12500 kva	-	-	11.500	179.844	-	-
8502203000 Generat sets with spark-ignition interncombst pist 100 kva < output ? 10000 kva	29.316	396.104	250.817	2.320.485	755,56	485,83
8502392000 Oth generating sets not wind-powered of10 kva < output ? 10000 kva	881.868	3.577.678	-	-	-100,00	-100,00

**LANJUTAN TABEL 2.5. DATA IMPOR KALIMANTAN TENGAH MENURUT KOMODITAS HS 2012, 2011-2012**

KOMODITI HS 2012	2011		2012		% PERUBAHAN	
	BERAT KG	NILAI US\$	BERAT KG	NILAI US\$	BERAT	NILAI
(1)	(2)	(3)	(4)	(5)	(6)	(7)
8504211000 Step-voltage regulators;instrument transformer with a power handl capacity?5kva	-	-	1.391	31.863	-	-
85043212100 Ring current tranformers with voltagerating ? 110 kv	9.147	24.312	-	-	-100,00	-100,00
8504321900 Oth matching transformers, pwr handling1 kva < capacity ? 5 kva	70	636	-	-	-100,00	-100,00
8504401900 Other uninterrupter power supplies	-	-	126	1.252	-	-
8504404000 Inverters	120	12.307	-	-	-100,00	-100,00
8505900000 Other electro magnetic including parts	-	-	1.603	21.837	-	-
8511402100 Other unassembled starter motors forengine vehicle of car, transport&special	97	3.118	-	-	-100,00	-100,00
8512400000 Windscreen wiper, defroster & demisters	1.444	12.791	-	-	-100,00	-100,00
8515290000 Mach and app for resistance welding ofmetal, non-automatic	-	-	224	1.080	-	-
8517701000 Parts of control and adaptor unitsincluding gateways, bridges, routers	-	-	1.819	14.003	-	-
8517709900 Other aeriels or antennae	59	728	-	-	-100,00	-100,00
8525801000 Web cameras	-	-	515	11.804	-	-
8525805090 Other digital cameras	-	-	5.578	45.568	-	-
8526109000 Other radar apparatus	-	-	11.924	97.500	-	-
8528591000 Other monitor, colour	-	-	3.383	77.672	-	-
8529102100 Parabolic aerial reflector dishes for TVreception	-	-	326	7.470	-	-
8529102900 Oth parabolic aerial reflector dish forTV reception	-	-	2	378	-	-
8529109200 Oth aeriels&aeriels reflector,used withtransmission app. for radio-broadcast/TV	-	-	1.688	23.776	-	-
8529902000 Part of decoder for use w/ transmission,radar&reception app. ,monitor&projector	-	-	989	22.690	-	-
8529905900 Oth printed circuit board; assembled,for other goods	-	-	2.807	24.447	-	-

**LANJUTAN TABEL 2.5. DATA IMPOR KALIMANTAN TENGAH MENURUT KOMODITAS HS 2012, 2011-2012**

KOMODITI HS 2012	2011		2012		% PERUBAHAN	
	BERAT KG	NILAI US\$	BERAT KG	NILAI US\$	BERAT	NILAI
(1)	(2)	(3)	(4)	(5)	(6)	(7)
8530800000 Equipment for roads,inland waterways,parking facility,port install./airfields	-	-	338	4.840	-	-
8531101000 Burglar alarms	9.171	119.385	-	-	-100,00	-100,00
8535400000 Lightning arresters,voltage limiters andsurge suppressors	5.894	38.786	21.484	143.025	264,51	268,75
8535901000 Bushing and tap changer assemblies for electricity distrib/power transformers	2	14	-	-	-100,00	-100,00
8535909000 Oth bushing and tap changer assembl. for electricity distrib/power transformers	672	3.888	1.984	27.579	195,24	609,34
8536502000 Over-current and residual-currentautomatic switches	-	-	1.938	44.464	-	-
8536505900 Electronic AC switch,voltage<=1000V,for a current >= 16A	-	-	84	1.345	-	-
8536509900 Oth make&break switch,>500V	-	-	6.117	84.145	-	-
8536901200 Connection&contact elements for wires&cables;wafer probers;current < 16A	-	-	96	2.207	-	-
8536901900 Connection&contact elements for wires&cables;wafer probers;current >= 16A	-	-	5.030	65.410	-	-
8536903900 Cable connector,connector/adaptor forco-axial cable,commutator,current>=16A	-	-	2	26	-	-
8536909900 Oth cable connector,for a current >= 16A	-	-	798	9.387	-	-
8537101100 Control panel use in distributed controlsystem;voltage<1000V	293.885	1.435.642	606.414	2.289.757	106,34	59,49
8537101300 Control panel for AC,refrig.,wash. mach.,vacuum cleaner,mixer,water heater	-	-	84	1.290	-	-
8537101900 Other control panel	-	-	5.719	20.968	-	-
8537103000 Programmable logic controllers for auto-mach for trans. for semiconductor device	-	-	192	1.662	-	-
8537109100 Switchboard used in radio equipmendor electric fans	21.938	138.071	5.324	20.000	-75,73	-85,51
8537109900 Switchboard use for other prposes	-	-	10.382	122.088	-	-
8537201900 Switchboards incorp. elect instrum forbreak,connect/protect elect circ<=66 KV	105.272	389.348	71.476	253.921	-32,10	-34,78
8537202900 Control panels incorp. elect instrum forbreak,connect/protect elect circ<=66 KV	10.623	51.524	28.508	115.630	168,36	124,42

**LANJUTAN TABEL 2.5. DATA IMPOR KALIMANTAN TENGAH MENURUT KOMODITAS HS 2012, 2011-2012**

KOMODITI HS 2012	2011		2012		% PERUBAHAN	
	BERAT KG	NILAI US\$	BERAT KG	NILAI US\$	BERAT	NILAI
(1)	(2)	(3)	(4)	(5)	(6)	(7)
8537209000 Oth board for elect. control for voltage> 1000 volt	-	-	18.009	181.784	-	-
8538101900 Oth part of programable logic controller used in other equipment, <=1000V	-	-	15.986	188.000	-	-
8539292000 Other filament lamps, excl UV/infrared lamps, for motor vehicles	-	-	2	65	-	-
8543701000 Electric fence energisers	-	-	456	10.500	-	-
8543709000 Oth electrical machines & apparatus, having individual functions	-	-	64.267	484.032	-	-
8544190090 Winding wire not of copper, not lacquered/enamelled, not manganese resistance wire	784	4.538	-	-	-100,00	-100,00
8544201100 Co-axial cable/elec; fitted w/ connector; <=66.000V; insulated w/ rubber/plastic	27.538	143.882	-	-	-100,00	-100,00
8544202100 Co-axial cable/elec; unfitted w/ connector; <=66.000V; insulated w/ rubber/plastic	-	-	134.677	839.314	-	-
8544202900 Co-axial cable/elec; unfitted w/ connector; <=66.000V; insulate not w/ rubber/plastic	-	-	47.611	206.164	-	-
8544309100 Ignition wiring sets, not wiring set, used in vehicle, aircraft/ship; insulate rubber	217	4.982	-	-	-100,00	-100,00
8544429100 Electrical cables insulated w/ plastic diameter <=19,5 mm, use for telecommunication	34.899	169.171	-	-	-100,00	-100,00
8544429990 Oth elect conductor, fitted w/ connector, used for telecommunication, <= 1000V	-	-	576	5.258	-	-
8544491900 Oth elect conductor, not fit w/ connector; used for communication, voltage <= 80 V	2.414	11.736	-	-	-100,00	-100,00
8544494900 Oth elect connector, fit w/ connector, >80V & <=1000V, no for com, insulate w/o plastic	-	-	96	1.108	-	-
8546900000 Oth elect insulators not of glass and of ceramics	-	-	92	4.446	-	-
8547909000 Oth insulating fittings for elect mach, appliances/equipment, being fittings	276	2.453	-	-	-100,00	-100,00
8548901000 Image sensors contact type comprising a photo-conductive sensor element	-	-	100	2.296	-	-
8701209000 Road tractors for semi-trailers, not ckd	26.880	150.935	-	-	-100,00	-100,00
8708911500 Radiators for tractors	40	1.331	-	-	-100,00	-100,00
8708924000 Silencers (mufflers), exhaust pipe; parts for vhcls >= 10 persons/transport of goods	-	-	10	479	-	-



**LANJUTAN TABEL 2.5. DATA IMPOR KALIMANTAN TENGAH MENURUT KOMODITAS HS 2012, 2011-2012**

KOMODITI HS 2012	2011		2012		% PERUBAHAN	
	BERAT KG	NILAI US\$	BERAT KG	NILAI US\$	BERAT	NILAI
(1)	(2)	(3)	(4)	(5)	(6)	(7)
8708937000 Clutches and parts thereof for vehicle transport of goods/special purpose vhcls	-	-	1	52	-	-
8708996100 Chasis frames for vehicles for transport ,>=10 person	219	9.722	-	-	-100,00	-100,00
8708999000 Other parts, acces for other vehicles of heading 8701- 8705	-	-	6	298	-	-
8716394000 Agricultural trailers and semi-trailers	-	-	30.563	86.338	-	-
8716400000 Other trailers and semi-trailers	57.733	179.200	150.878	546.000	161,34	204,69
8901903600 Other vessels, for transp. motorised of gross tonnage >5000 but <= 50000 ton	1.200.000	2.095.088	-	-	-100,00	-100,00
8904003100 Tugs and pusher craft, power <= 4000 hp of gross tonnage <= 26 ton	196.000	1.367.969	-	-	-100,00	-100,00
9001200000 Sheets and plates of polarising material	17	150	-	-	-100,00	-100,00
9013200000 Lasers, other than laser diodes	-	-	23.752	195.000	-	-
9014801000 Oth navigation instrum&appl of used on ship work with an automatic data process	-	-	164	3.740	-	-
9014809000 Oth navigation instrum&appl of oth used on ships	-	-	15.916	218.718	-	-
9017300000 Micrometers, callipers and gauges	-	-	2.890	11.040	-	-
9025192000 Thermometers&pyrometers not electrically operated	1	2	-	-	-100,00	-100,00
9025802000 Oth instruments of oth than thermometers&pyrometers, electrically operated	14	196	-	-	-100,00	-100,00
9026103000 Oth measuring/check the flow/level of liquid, electrically operated	-	-	9.788	36.702	-	-
9026109000 Oth measuring/check the flow/level of liquid, not electrically operated	5.663	24.447	11.753	52.067	107,54	112,98
9026201000 Pressure gauges for motor vehicles, electrically operated	-	-	1.558	35.735	-	-
9026203000 Other measuring/checking pressure instruments, electrically operated	-	-	253	3.448	-	-
9026801000 Oth instruments/app for measuring/check the flow/level/press, electric operated	-	-	299	3.892	-	-
9026802000 Oth instruments/app for measuring/check, flow/level/press, not electric operated	-	-	19	976	-	-

**LANJUTAN TABEL 2.5. DATA IMPOR KALIMANTAN TENGAH MENURUT KOMODITAS HS 2012, 2011-2012**

KOMODITI HS 2012	2011		2012		% PERUBAHAN	
	BERAT KG	NILAI US\$	BERAT KG	NILAI US\$	BERAT	NILAI
(1)	(2)	(3)	(4)	(5)	(6)	(7)
9028209000 Other liquid meters	-	-	96	1.086	-	-
9028909000 Part&accessories,oth water meter housings or bodies	-	-	398	2.270	-	-
9031801000 Cable tester	1	597	-	-	-100,00	-100,00
9031809000 Oth instruments,appliances and machines,other cable tester	-	-	2.406	33.121	-	-
9032810000 Hydraulic or pneumatic	20.242	360.227	-	-	-100,00	-100,00
9032891000 Instru&app,automatic data process machfor controll,cargo handling syst of ship	9.870	176.890	-	-	-100,00	-100,00
9032893100 Automatic regulating voltage units(stabilizers),electrically operated	-	-	970	13.286	-	-
9032899000 Oth automatic regulating/controllinstrum&app not electrically operated	-	-	77.289	603.538	-	-
9032903000 Part&acc automatic, regulating/controllinstruments&apparatus,elect operated	-	-	9.040	74.750	-	-
9032909000 Part&acc automatic, regulating/controllinstruments&apparatus,not elect operated	6.426	23.424	-	-	-100,00	-100,00
9033001000 Parts&acc for mach,appl,instrum ofchap 90 for electric operated equipment	-	-	176	1.014	-	-
9102990000 Pocket-watch&oth watch inc stopwatchnot electrically operated	1	15	-	-	-100,00	-100,00
9405209000 Lamps of electric table,desk, bedside/floor-standing lamps	1.992	2.857	-	-	-100,00	-100,00
9405402000 Searchlights	-	-	2.191	50.281	-	-
9405405000 Oth electr lamps,of a kind used forlighting public openspace/thoroughhfares	-	-	13.000	49.850	-	-
9405409900 Other lighting fittings	13.794	108.891	31.748	308.465	130,16	183,28
9406001100 Greenhouses fitted with mechanical/thermal equipment of plastics	-	-	2.591	9.960	-	-
9406009400 Other prefabricated buildings of iron/steel	110.942	334.694	387.416	1.577.426	249,21	371,30
9406009900 Oth prefabricated buildings oth of wood,iron, plastics, aluminium, concrete	-	-	64.308	206.230	-	-
9608200000 Felt tipped & other porous-tipped pens and markers	57	513	-	-	-100,00	-100,00
<b>TOTAL IMPOR</b>	<b>55.764.485</b>	<b>88.789.814</b>	<b>42.319.739</b>	<b>134.999.326</b>	<b>-24,11</b>	<b>52,04</b>

**TABEL 2.6. DATA IMPOR KALIMANTAN TENGAH MENURUT KOMODITI HS 2012 DAN NEGARA ASAL, 2011-2012**

KOMODITI HS 2012 / NEGARA ASAL	2011		2012		% PERUBAHAN	
	BERAT KG	NILAI US\$	BERAT KG	NILAI US\$	BERAT	NILAI
(1)	(2)	(3)	(4)	(5)	(6)	(7)
<b>0102291010 Live male oxen, other than pure-bredbreeding animals</b>	<b>127.634</b>	<b>89.700</b>	-	-	<b>-100,00</b>	<b>-100,00</b>
311 Australia	127.634	89.700	-	-	-100,00	-100,00
<b>1201900000 Soya beans, oth than seed, whether ornot broken</b>	<b>180.332</b>	<b>110.488</b>	-	-	<b>-100,00</b>	<b>-100,00</b>
411 Amerika Serikat	180.332	110.488	-	-	-100,00	-100,00
<b>2301100000 Flours, meals &amp; pellets, of meat / meatoffal; greaves</b>	<b>2</b>	<b>14</b>	-	-	<b>-100,00</b>	<b>-100,00</b>
124 Malaysia	2	14	-	-	-100,00	-100,00
<b>2523900000 Other hydraulic cements</b>	-	-	<b>3.832.000</b>	<b>303.018</b>	-	-
131 Viet Nam	-	-	3.832.000	303.018	-	-
<b>2713200000 Petroleum bitumen</b>	<b>5.155.965</b>	<b>3.066.475</b>	<b>8.298.765</b>	<b>5.546.032</b>	<b>60,95</b>	<b>80,86</b>
122 Singapura	1.496.310	942.675	2.285.118	1.526.458	52,72	61,93
124 Malaysia	3.659.655	2.123.800	6.013.647	4.019.574	64,32	89,26
<b>2714900000 Asphalites and asphaltic rocks</b>	-	-	<b>4.566.218</b>	<b>3.005.696</b>	-	-
122 Singapura	-	-	4.566.218	3.005.696	-	-
<b>2809203900 Phosphoric acids, hypophoric acids,except Hypophosphoric acids; food grade</b>	-	-	<b>40.000</b>	<b>50.000</b>	-	-
124 Malaysia	-	-	40.000	50.000	-	-

**LANJUTAN TABEL 2.6. DATA IMPOR KALIMANTAN TENGAH MENURUT KOMODITI HS 2012 DAN NEGARA ASAL, 2011-2012**

KOMODITI HS 2012 / NEGARA ASAL		2011		2012		% PERUBAHAN	
		BERAT KG	NILAI US\$	BERAT KG	NILAI US\$	BERAT	NILAI
(1)		(2)	(3)	(4)	(5)	(6)	(7)
<b>2818200000</b>	<b>Aluminium oxide, other than artificial corundum</b>	<b>22.440.000</b>	<b>8.768.430</b>	-	-	<b>-100,00</b>	<b>-100,00</b>
311	Australia	22.440.000	8.768.430	-	-	-100,00	-100,00
<b>3102210000</b>	<b>Ammonium sulphate</b>	<b>3.500.000</b>	<b>1.032.500</b>	-	-	<b>-100,00</b>	<b>-100,00</b>
114	Korea Selatan	3.500.000	1.032.500	-	-	-100,00	-100,00
<b>3103909000</b>	<b>Other mineral or chemical fertilisers, phosphatic, oth than superphosphates</b>	<b>1.750.000</b>	<b>369.250</b>	-	-	<b>-100,00</b>	<b>-100,00</b>
124	Malaysia	1.750.000	369.250	-	-	-100,00	-100,00
<b>3105900000</b>	<b>Oth mineral/chemical fertiliser cont 2/3elements nitrogen,phosphorus&amp;potassium</b>	<b>420.000</b>	<b>192.360</b>	-	-	<b>-100,00</b>	<b>-100,00</b>
124	Malaysia	420.000	192.360	-	-	-100,00	-100,00
<b>3917390000</b>	<b>Other tubes, pipes and hoses</b>	-	-	<b>608</b>	<b>13.953</b>	-	-
514	Jerman	-	-	608	13.953	-	-
<b>3923309000</b>	<b>Other carboys, bottles, flasks &amp; similar article</b>	<b>6</b>	<b>49</b>	-	-	<b>-100,00</b>	<b>-100,00</b>
124	Malaysia	6	49	-	-	-100,00	-100,00
<b>3923500000</b>	<b>Stoppers, lids, caps and other closures</b>	-	-	<b>13.540</b>	<b>62.029</b>	-	-
124	Malaysia	-	-	13.540	62.029	-	-
<b>3926905300</b>	<b>Transmission or conveyor belts or beltin</b>	<b>4</b>	<b>35</b>	-	-	<b>-100,00</b>	<b>-100,00</b>
124	Malaysia	4	35	-	-	-100,00	-100,00
<b>3926909100</b>	<b>Other articles of plastics &amp; other material of kind used for grain storage</b>	<b>4.975</b>	<b>12.249</b>	-	-	<b>-100,00</b>	<b>-100,00</b>
122	Singapura	7	143	-	-	-100,00	-100,00
124	Malaysia	4.968	12.106	-	-	-100,00	-100,00

**LANJUTAN TABEL 2.6. DATA IMPOR KALIMANTAN TENGAH MENURUT KOMODITI HS 2012 DAN NEGARA ASAL, 2011-2012**

KOMODITI HS 2012 / NEGARA ASAL	2011		2012		% PERUBAHAN	
	BERAT KG	NILAI US\$	BERAT KG	NILAI US\$	BERAT	NILAI
	(1)	(2)	(3)	(4)	(5)	(6)
<b>4001101100</b> Centrifuge concentrat,containing ammonia >= 0.5%;natural rubber latex	-	-	<b>1.295</b>	<b>4.992</b>	-	-
124 Malaysia	-	-	1.295	4.992	-	-
<b>4009410000</b> Mining slurry suction&discharge hose,reinforce/combine w/ oth mtrl,w/o fitti	-	-	<b>3</b>	<b>138</b>	-	-
424 Nikaragua	-	-	3	138	-	-
<b>4010110000</b> Conveyor belts/belting,reinforced withmetal	-	-	<b>2.110.286</b>	<b>15.606.950</b>	-	-
514 Jerman	-	-	2.110.286	15.606.950	-	-
<b>4010120000</b> Conveyor belts/belting,reinforced withtextile material	-	-	<b>254.587</b>	<b>1.883.433</b>	-	-
514 Jerman	-	-	254.587	1.883.433	-	-
<b>4010310000</b> V-belts,V-ribbes of an outside circumference >60cm and <=180cm	-	-	<b>588</b>	<b>13.500</b>	-	-
514 Jerman	-	-	588	13.500	-	-
<b>4016939000</b> Oth gaskets, washers & oth seals	<b>103</b>	<b>3.335</b>	<b>5</b>	<b>70</b>	<b>-95,15</b>	<b>-97,90</b>
111 Jepang	-	-	3	55	-	-
122 Singapura	55	2.911	-	-	-100,00	-100,00
124 Malaysia	48	424	-	-	-100,00	-100,00
411 Amerika Serikat	-	-	2	15	-	-
<b>4016940000</b> Boat/dock fenders,whether/not inflatable	-	-	<b>1.120</b>	<b>8.572</b>	-	-
122 Singapura	-	-	1.120	8.572	-	-
<b>4016993000</b> Rubber bands	<b>201</b>	<b>800</b>	-	-	<b>-100,00</b>	<b>-100,00</b>
116 China	201	800	-	-	-100,00	-100,00

**LANJUTAN TABEL 2.6. DATA IMPOR KALIMANTAN TENGAH MENURUT KOMODITI HS 2012 DAN NEGARA ASAL, 2011-2012**

KOMODITI HS 2012 / NEGARA ASAL	2011		2012		% PERUBAHAN	
	BERAT KG	NILAI US\$	BERAT KG	NILAI US\$	BERAT	NILAI
(1)	(2)	(3)	(4)	(5)	(6)	(7)
<b>4823201000</b> Filter paper in rolls or sheets,instrips,rolls or sheets	<b>609</b>	<b>5.493</b>	-	-	<b>-100,00</b>	<b>-100,00</b>
124 Malaysia	609	5.493	-	-	-100,00	-100,00
<b>4901991000</b> Educational, technical, scientific,historical or cultural books	<b>394</b>	<b>3.411</b>	-	-	<b>-100,00</b>	<b>-100,00</b>
124 Malaysia	394	3.411	-	-	-100,00	-100,00
<b>5101110000</b> Shorn wool, not carded/combed, greasy,including fleece-washed wool	-	-	<b>366</b>	<b>1.200</b>	-	-
124 Malaysia	-	-	366	1.200	-	-
<b>5902109100</b> Tyre cord fabrics of nylon or otherpolyamides of nylon-6 yarn	<b>810</b>	<b>19.020</b>	-	-	<b>-100,00</b>	<b>-100,00</b>
124 Malaysia	810	19.020	-	-	-100,00	-100,00
<b>6117900000</b> Other parts of garment, knitted/crocheted	<b>17</b>	<b>451</b>	-	-	<b>-100,00</b>	<b>-100,00</b>
122 Singapura	17	451	-	-	-100,00	-100,00
<b>6203429000</b> Men's/boy's trousers, breeches&shortsof cotton, not knitted/crocheted	<b>4</b>	<b>300</b>	-	-	<b>-100,00</b>	<b>-100,00</b>
112 Hongkong	4	300	-	-	-100,00	-100,00
<b>6210501000</b> Oth female garmnt of 5602/03;5903/06/07for protect work from fire	<b>67</b>	<b>403</b>	-	-	<b>-100,00</b>	<b>-100,00</b>
112 Hongkong	67	403	-	-	-100,00	-100,00
<b>6905100000</b> Roofing tiles of ceramic	-	-	<b>184</b>	<b>600</b>	-	-
124 Malaysia	-	-	184	600	-	-
<b>7017900000</b> Laboratory,hygienic/pharmaceuticalglassware,nor fused quartz/fused silica	<b>481</b>	<b>4.344</b>	<b>87</b>	<b>981</b>	<b>-81,91</b>	<b>-77,42</b>
124 Malaysia	481	4.344	87	981	-81,91	-77,42

**LANJUTAN TABEL 2.6. DATA IMPOR KALIMANTAN TENGAH MENURUT KOMODITI HS 2012 DAN NEGARA ASAL, 2011-2012**

KOMODITI HS 2012 / NEGARA ASAL	2011		2012		% PERUBAHAN	
	BERAT KG	NILAI US\$	BERAT KG	NILAI US\$	BERAT	NILAI
	(1)	(2)	(3)	(4)	(5)	(6)
<b>7117199000</b> Parts of oth imitation jewellery of basemetal,whether/not plated w/ prec metal	<b>21</b>	<b>534</b>	-	-	<b>-100,00</b>	<b>-100,00</b>
116 China	21	534	-	-	-100,00	-100,00
<b>7214101100</b> Oth bars,rods of iron, non-alloy steelforged,carbon<0.6%,circlr cross-section	-	-	<b>402</b>	<b>9.224</b>	-	-
514 Jerman	-	-	402	9.224	-	-
<b>7217909000</b> Oth wire iron/non-alloy steel,plate/coatwith other metals, 0.25%>=cont.carbon	<b>40</b>	<b>361</b>	-	-	<b>-100,00</b>	<b>-100,00</b>
124 Malaysia	40	361	-	-	-100,00	-100,00
<b>7302100000</b> Rails of iron or steel	-	-	<b>192.611</b>	<b>203.436</b>	-	-
122 Singapura	-	-	192.611	203.436	-	-
<b>7302909000</b> Other than sleepers, of iron or steel	-	-	<b>695</b>	<b>680</b>	-	-
122 Singapura	-	-	695	680	-	-
<b>7304190000</b> Oth.tube,pipe&hollow profile,seamless,line pipe of a kind use for oil/gas pipe	<b>235.512</b>	<b>717.320</b>	<b>97.592</b>	<b>344.867</b>	<b>-58,56</b>	<b>-51,92</b>
124 Malaysia	235.512	717.320	97.592	344.867	-58,56	-51,92
<b>7306191000</b> Oth line pipe use for oil/gas pipe weldeoth stainless steel,electronic resistanc	-	-	<b>29.642</b>	<b>103.008</b>	-	-
124 Malaysia	-	-	29.642	103.008	-	-
<b>7306199000</b> Oth line pipe use for oil/gas pipe weldeoth stainles stel,not ERW&spiral/helical	-	-	<b>10.115</b>	<b>37.700</b>	-	-
124 Malaysia	-	-	10.115	37.700	-	-
<b>7306909010</b> Oth.thn bundy-weld pipes & tubes, withinternal diameter <= 12,5mm	-	-	<b>1</b>	<b>62</b>	-	-
411 Amerika Serikat	-	-	1	62	-	-

**LANJUTAN TABEL 2.6. DATA IMPOR KALIMANTAN TENGAH MENURUT KOMODITI HS 2012 DAN NEGARA ASAL, 2011-2012**

KOMODITI HS 2012 / NEGARA ASAL	2011		2012		% PERUBAHAN	
	BERAT KG	NILAI US\$	BERAT KG	NILAI US\$	BERAT	NILAI
(1)	(2)	(3)	(4)	(5)	(6)	(7)
<b>7306909090 Oth.thn bundy-weld pipes &amp; tubes, with internal diameter &gt; 12,5mm</b>	<b>401.560</b>	<b>1.265.343</b>	-	-	<b>-100,00</b>	<b>-100,00</b>
124 Malaysia	401.560	1.265.343	-	-	-100,00	-100,00
<b>7307190000 Cast fitting of other than non-malleable cast iron</b>	<b>170</b>	<b>2.400</b>	-	-	<b>-100,00</b>	<b>-100,00</b>
124 Malaysia	170	2.400	-	-	-100,00	-100,00
<b>7307211000 Oth pipe of stainless steel flanges internal diameter &lt; 15cm</b>	-	-	<b>615</b>	<b>265</b>	-	-
124 Malaysia	-	-	615	265	-	-
<b>7307221000 Oth pipe, stainless steel threaded elbow, bends &amp; sleeves, internal diameter &lt; 15cm</b>	-	-	<b>66</b>	<b>28</b>	-	-
124 Malaysia	-	-	66	28	-	-
<b>7307291000 Oth stainless steel oth. than flanges, buttwelding, threaded elbow, bend &amp; sleeve &lt; 15cm</b>	<b>197</b>	<b>1.705</b>	<b>29</b>	<b>1.377</b>	<b>-85,28</b>	<b>-19,24</b>
111 Jepang	-	-	29	1.377		
124 Malaysia	197	1.705	-	-	-100,00	-100,00
<b>7307299000 Oth stainless steel oth. than flanges, buttwelding, threaded elbow, bend &amp; sleeve &gt;= 15cm</b>	-	-	<b>11.560</b>	<b>43.200</b>	-	-
124 Malaysia	-	-	11.560	43.200	-	-
<b>7307919000 Oth tube or pipe fittings flanges, internal diameter &gt;= 15cm</b>	-	-	<b>4.448</b>	<b>21.814</b>	-	-
124 Malaysia	-	-	4.448	21.814	-	-
<b>7307991000 Oth tube/pipe fittings, not butt welding/flanges/elbows, internal diameter &lt; 15cm</b>	<b>20.028</b>	<b>92.628</b>	<b>199.836</b>	<b>586.505</b>	<b>897,78</b>	<b>533,18</b>
124 Malaysia	20.028	92.628	199.836	586.505	897,78	533,18



**LANJUTAN TABEL 2.6. DATA IMPOR KALIMANTAN TENGAH MENURUT KOMODITI HS 2012 DAN NEGARA ASAL, 2011-2012**

KOMODITI HS 2012 / NEGARA ASAL	2011		2012		% PERUBAHAN	
	BERAT KG	NILAI US\$	BERAT KG	NILAI US\$	BERAT	NILAI
	(1)	(2)	(3)	(4)	(5)	(6)
<b>7307999000 Oth tube/pipe fittings,not butt welding/flanges/elbows,internal diameter&gt;=15cm</b>	-	-	<b>110.282</b>	<b>534.204</b>	-	-
124 Malaysia	-	-	110.282	534.204	-	-
<b>7308906000 Other structures &amp; parts of structures,perforated cable trays</b>	<b>386.688</b>	<b>1.216.555</b>	<b>9.730</b>	<b>5.700</b>	<b>-97,48</b>	<b>-99,53</b>
124 Malaysia	386.688	1.216.555	9.730	5.700	-97,48	-99,53
<b>7308909200 Other structures &amp; parts of structures,guardrails</b>	-	-	<b>1.309</b>	<b>7.402</b>	-	-
124 Malaysia	-	-	1.309	7.402	-	-
<b>7308909900 Other structures &amp; parts of structures,not guardrails</b>	-	-	<b>260.784</b>	<b>921.156</b>	-	-
124 Malaysia	-	-	260.784	921.156	-	-
<b>7309001100 Reservoir,tank,vat&amp;similar,of iron/steel,cap.&gt;300ltr,lined/heat-insulated</b>	<b>1.670.242</b>	<b>6.516.372</b>	<b>213.363</b>	<b>949.442</b>	<b>-87,23</b>	<b>-85,43</b>
122 Singapura	981	12.560	-	-	-100,00	-100,00
124 Malaysia	1.662.885	6.488.152	213.363	949.442	-87,17	-85,37
267 Mauritius	6.376	15.660	-	-	-100,00	-100,00
<b>7309001900 Reservoir,tank,vat&amp;similar,of iron/steel,cap.&gt;300ltr,not lined/heat-insulated</b>	-	-	<b>1.065</b>	<b>4.000</b>	-	-
124 Malaysia	-	-	1.065	4.000	-	-
<b>7309009100 Oth reservoi,tank,vat&amp;similar,iron/steel,cap.&gt;300ltr,lined/heat-insulated</b>	-	-	<b>39.170</b>	<b>395.785</b>	-	-
124 Malaysia	-	-	39.170	395.785	-	-
<b>7309009900 Oth reservoi,tank,vat&amp;similar,iron/steel,cap.&gt;300ltr,not lined/heat-insulated</b>	-	-	<b>1.365.101</b>	<b>4.508.011</b>	-	-
116 China	-	-	618.931	1.368.784	-	-
124 Malaysia	-	-	746.170	3.139.227	-	-

**LANJUTAN TABEL 2.6. DATA IMPOR KALIMANTAN TENGAH MENURUT KOMODITI HS 2012 DAN NEGARA ASAL, 2011-2012**

KOMODITI HS 2012 / NEGARA ASAL	2011		2012		% PERUBAHAN	
	BERAT KG	NILAI US\$	BERAT KG	NILAI US\$	BERAT	NILAI
(1)	(2)	(3)	(4)	(5)	(6)	(7)
<b>7310109090 Tank,cask,drum,can,boxe&amp;similar,cap.&gt;50L&amp;=&lt;=300L,not tinplate,not casting&amp;forging</b>	-	-	<b>8.809</b>	<b>24.892</b>	-	-
116 China	-	-	8.809	24.892	-	-
<b>7315121000 Other roller chain of mild steelbicycle or motorcycle chain</b>	<b>61.859</b>	<b>151.386</b>	-	-	<b>-100,00</b>	<b>-100,00</b>
122 Singapura	173	592	-	-	-100,00	-100,00
124 Malaysia	61.686	150.794	-	-	-100,00	-100,00
<b>7315899000 Other chain of mild steel not formotorcycles and bicycles</b>	<b>31.825</b>	<b>289.233</b>	<b>428</b>	<b>2.377</b>	<b>-98,66</b>	<b>-99,18</b>
122 Singapura	14.203	181.094	-	-	-100,00	-100,00
124 Malaysia	17.622	108.139	428	2.377	-97,57	-97,80
<b>7316000000 Anchors, grapnels and parts thereof, of iron or steel</b>	-	-	<b>17.188</b>	<b>64.300</b>	-	-
124 Malaysia	-	-	17.188	64.300	-	-
<b>7318120000 Other wood screws with an external diameter not exceeding 16 mm</b>	<b>1.718</b>	<b>15.251</b>	-	-	<b>-100,00</b>	<b>-100,00</b>
124 Malaysia	1.718	15.251	-	-	-100,00	-100,00
<b>7318130000 Screw hooks and screw rings with an external dmtr not exceeding 16mm</b>	<b>150</b>	<b>1.332</b>	-	-	<b>-100,00</b>	<b>-100,00</b>
124 Malaysia	150	1.332	-	-	-100,00	-100,00
<b>7318150000 Screw metal with/without nuts/washers with an external diameter &lt;=16 mm</b>	<b>79</b>	<b>2.863</b>	<b>1.476</b>	<b>1.492</b>	<b>1.768,35</b>	<b>-47,89</b>
122 Singapura	79	2.863	1.475	1.469	1.767,09	-48,69
526 Italia	-	-	1	23	-	-

**LANJUTAN TABEL 2.6. DATA IMPOR KALIMANTAN TENGAH MENURUT KOMODITI HS 2012 DAN NEGARA ASAL, 2011-2012**

KOMODITI HS 2012 / NEGARA ASAL	2011		2012		% PERUBAHAN	
	BERAT KG	NILAI US\$	BERAT KG	NILAI US\$	BERAT	NILAI
	(1)	(2)	(3)	(4)	(5)	(6)
<b>7318160000 Nuts with an external diameter not exceeding 16 mm</b>	<b>25</b>	<b>2.709</b>	<b>752</b>	<b>13.985</b>	<b>2.908,00</b>	<b>416,24</b>
111 Jepang	-	-	1	7	-	-
122 Singapura	25	2.709	130	112	420,00	-95,87
124 Malaysia	-	-	21	68	-	-
411 Amerika Serikat	-	-	497	11.440	-	-
514 Jerman	-	-	103	2.358	-	-
<b>7318190000 Other threaded articles of an external diameter not exceeding 16 mm</b>	<b>-</b>	<b>-</b>	<b>2.286</b>	<b>10.526</b>	<b>-</b>	<b>-</b>
124 Malaysia	-	-	2.285	10.480	-	-
411 Amerika Serikat	-	-	1	46	-	-
<b>7318210000 Non threaded artic. for spring washers &amp; oth lock washers w an ext'nal d&lt;16mm</b>	<b>-</b>	<b>-</b>	<b>1</b>	<b>25</b>	<b>-</b>	<b>-</b>
411 Amerika Serikat	-	-	1	25	-	-
<b>7318220000 Other washers with an external diameter not exceeding 16 mm</b>	<b>86</b>	<b>4.980</b>	<b>-</b>	<b>-</b>	<b>-100,00</b>	<b>-100,00</b>
122 Singapura	86	4.980	-	-	-100,00	-100,00
<b>7318230000 Rivet with an external diameter not exceeding 16 mm</b>	<b>-</b>	<b>-</b>	<b>1</b>	<b>7</b>	<b>-</b>	<b>-</b>
411 Amerika Serikat	-	-	1	7	-	-
<b>7318290000 Oth non threaded articles wth an external diameter &lt;= 16 mm</b>	<b>80</b>	<b>4.503</b>	<b>-</b>	<b>-</b>	<b>-100,00</b>	<b>-100,00</b>
122 Singapura	80	4.503	-	-	-100,00	-100,00
<b>7320201000 Helical springs for motor vehicles</b>	<b>11</b>	<b>1.049</b>	<b>-</b>	<b>-</b>	<b>-100,00</b>	<b>-100,00</b>
122 Singapura	11	1.049	-	-	-100,00	-100,00

**LANJUTAN TABEL 2.6. DATA IMPOR KALIMANTAN TENGAH MENURUT KOMODITI HS 2012 DAN NEGARA ASAL, 2011-2012**

KOMODITI HS 2012 / NEGARA ASAL	2011		2012		% PERUBAHAN	
	BERAT KG	NILAI US\$	BERAT KG	NILAI US\$	BERAT	NILAI
(1)	(2)	(3)	(4)	(5)	(6)	(7)
<b>732290000 Other radiators for central heating</b>	-	-	<b>26.984</b>	<b>110.000</b>	-	-
124 Malaysia	-	-	26.984	110.000	-	-
<b>7326209000 Poultry cages and the like oth thanarticles of iron or steel wire</b>	<b>1.706</b>	<b>15.147</b>	-	-	<b>-100,00</b>	<b>-100,00</b>
124 Malaysia	1.706	15.147	-	-	-100,00	-100,00
<b>7326906000 Bunsen burners</b>	<b>91</b>	<b>818</b>	-	-	<b>-100,00</b>	<b>-100,00</b>
124 Malaysia	91	818	-	-	-100,00	-100,00
<b>7326909910 Spouts and cups for latex collection</b>	-	-	<b>794</b>	<b>2.600</b>	-	-
124 Malaysia	-	-	794	2.600	-	-
<b>7326909990 Other articles not forged or steamed</b>	-	-	<b>11.385</b>	<b>58.645</b>	-	-
124 Malaysia	-	-	11.378	58.442	-	-
411 Amerika Serikat	-	-	4	166	-	-
412 Kanada	-	-	2	36	-	-
511 Inggris	-	-	1	1	-	-
<b>7411290000 Other copper tubes and pipes</b>	<b>1</b>	<b>190</b>	-	-	<b>-100,00</b>	<b>-100,00</b>
122 Singapura	1	190	-	-	-100,00	-100,00
<b>7419999090 Other articles of non copper</b>	-	-	<b>4.752</b>	<b>23.307</b>	-	-
124 Malaysia	-	-	4.752	23.307	-	-
<b>7612909000 Oth.aluminium casks,drums,cans, boxes &amp;containers, for any material</b>	<b>31</b>	<b>277</b>	-	-	<b>-100,00</b>	<b>-100,00</b>
124 Malaysia	31	277	-	-	-100,00	-100,00

**LANJUTAN TABEL 2.6. DATA IMPOR KALIMANTAN TENGAH MENURUT KOMODITI HS 2012 DAN NEGARA ASAL, 2011-2012**

KOMODITI HS 2012 / NEGARA ASAL	2011		2012		% PERUBAHAN	
	BERAT KG	NILAI US\$	BERAT KG	NILAI US\$	BERAT	NILAI
	(1)	(2)	(3)	(4)	(5)	(6)
<b>7614909000 Other stranded wire without steel core</b>	<b>3</b>	<b>30</b>	<b>42</b>	<b>466</b>	<b>1.300,00</b>	<b>1.453,33</b>
124 Malaysia	3	30	-	-	-100,00	-100,00
514 Jerman	-	-	42	466		
<b>7907009990 Oth articles of zinc</b>	<b>-</b>	<b>-</b>	<b>3.498</b>	<b>13.200</b>	<b>-</b>	<b>-</b>
124 Malaysia	-	-	3.498	13.200	-	-
<b>8001100000 Unwrought tin, not alloyed</b>	<b>-</b>	<b>-</b>	<b>1.346</b>	<b>11.392</b>	<b>-</b>	<b>-</b>
514 Jerman	-	-	1.346	11.392	-	-
<b>8204120000 Hand operated spanners and wrenchesadjustable</b>	<b>-</b>	<b>-</b>	<b>1</b>	<b>21</b>	<b>-</b>	<b>-</b>
411 Amerika Serikat	-	-	1	21	-	-
<b>8205100000 Drilling, threading or tapping tools</b>	<b>-</b>	<b>-</b>	<b>4</b>	<b>52</b>	<b>-</b>	<b>-</b>
116 China	-	-	4	52	-	-
<b>8205590000 Other hand tools , oth than houselodtools</b>	<b>-</b>	<b>-</b>	<b>57</b>	<b>1.503</b>	<b>-</b>	<b>-</b>
411 Amerika Serikat	-	-	8	363	-	-
514 Jerman	-	-	49	1.140	-	-
<b>8208400000 Knives&amp;cutting blades for agricultural , horticultural or forestry machines</b>	<b>-</b>	<b>-</b>	<b>2.808</b>	<b>13.779</b>	<b>-</b>	<b>-</b>
124 Malaysia	-	-	2.808	13.779	-	-
<b>8208900000 Other knives and cutting blades formachines or for mechanical appliances</b>	<b>-</b>	<b>-</b>	<b>121</b>	<b>591</b>	<b>-</b>	<b>-</b>
124 Malaysia	-	-	121	591	-	-

**LANJUTAN TABEL 2.6. DATA IMPOR KALIMANTAN TENGAH MENURUT KOMODITI HS 2012 DAN NEGARA ASAL, 2011-2012**

KOMODITI HS 2012 / NEGARA ASAL	2011		2012		% PERUBAHAN	
	BERAT KG	NILAI US\$	BERAT KG	NILAI US\$	BERAT	NILAI
	(1)	(2)	(3)	(4)	(5)	(6)
<b>8215990000 Other similar kitchen and tableware</b>	<b>856</b>	<b>7.715</b>	-	-	<b>-100,00</b>	<b>-100,00</b>
124 Malaysia	856	7.715	-	-	-100,00	-100,00
<b>8301100000 Padlocks</b>	-	-	<b>2</b>	<b>90</b>	-	-
116 China	-	-	2	90	-	-
<b>8302301000 Hasps</b>	<b>5</b>	<b>739</b>	-	-	<b>-100,00</b>	<b>-100,00</b>
122 Singapura	5	739	-	-	-100,00	-100,00
<b>8303000000 Armoured/reinforced safes, strong-boxes and doors and safe deposit lockers</b>	-	-	<b>328</b>	<b>7.550</b>	-	-
514 Jerman	-	-	328	7.550	-	-
<b>8304009100 Other similar office or desk equipment of aluminium</b>	<b>743</b>	<b>6.700</b>	-	-	<b>-100,00</b>	<b>-100,00</b>
124 Malaysia	743	6.700	-	-	-100,00	-100,00
<b>8402111000 Watertube boiler with steam production &gt; 45 t/ h with electrical operated</b>	<b>542.255</b>	<b>1.492.883</b>	<b>28.944</b>	<b>102.323</b>	<b>-94,66</b>	<b>-93,15</b>
124 Malaysia	542.255	1.492.883	28.944	102.323	-94,66	-93,15
<b>8402121100 Watertube boilers elect. with a steam 15 tons &lt;= steam prod. &lt; 45 tons/hours</b>	<b>2.335.978</b>	<b>9.448.379</b>	<b>1.872.373</b>	<b>8.093.655</b>	<b>-19,85</b>	<b>-14,34</b>
116 China	-	-	212.565	417.000		
124 Malaysia	2.335.978	9.448.379	1.659.808	7.676.655	-28,95	-18,75
<b>8402121900 Watertube boilers electric with a steam prod &lt; 15 tons /hours</b>	<b>221.555</b>	<b>710.000</b>	-	-	<b>-100,00</b>	<b>-100,00</b>
124 Malaysia	221.555	710.000	-	-	-100,00	-100,00
<b>8402901000 Part of boiler bodies or shells</b>	<b>8.500</b>	<b>34.223</b>	<b>9.949</b>	<b>74.459</b>	<b>17,05</b>	<b>117,57</b>
124 Malaysia	8.500	34.223	9.949	74.459	17,05	117,57

**LANJUTAN TABEL 2.6. DATA IMPOR KALIMANTAN TENGAH MENURUT KOMODITI HS 2012 DAN NEGARA ASAL, 2011-2012**

KOMODITI HS 2012 / NEGARA ASAL	2011		2012		% PERUBAHAN	
	BERAT KG	NILAI US\$	BERAT KG	NILAI US\$	BERAT	NILAI
	(1)	(2)	(3)	(4)	(5)	(6)
<b>8402909000 Oth than part of boiler bodies or shells</b>	<b>4.500</b>	<b>20.730</b>	<b>92.446</b>	<b>61.011</b>	<b>1.954,36</b>	<b>194,31</b>
124 Malaysia	4.500	20.730	92.446	61.011	1.954,36	194,31
<b>8403909000 Oth Boiler bodies or shells central heatboilers oth than those of heading 84.02.</b>	<b>3.423</b>	<b>8.191</b>	-	-	<b>-100,00</b>	<b>-100,00</b>
124 Malaysia	3.423	8.191	-	-	-100,00	-100,00
<b>8404101090 Economiser,super-heaters,gas revererswith boilers of heading 84.02</b>	<b>35.912</b>	<b>208.374</b>	<b>6.049</b>	<b>25.481</b>	<b>-83,16</b>	<b>-87,77</b>
124 Malaysia	35.912	208.374	6.049	25.481	-83,16	-87,77
<b>8405100000 Producer gas/water gas generators,with or without purifiers; acetylene gas</b>	<b>20</b>	<b>184</b>	-	-	<b>-100,00</b>	<b>-100,00</b>
124 Malaysia	20	184	-	-	-100,00	-100,00
<b>8406820000 Turbines oth than marine propulsion ofan output not exceeding 40 MW</b>	<b>18.788</b>	<b>403.775</b>	<b>47.045</b>	<b>1.483.273</b>	<b>150,40</b>	<b>267,35</b>
111 Jepang	7.778	208.420	-	-	-100,00	-100,00
124 Malaysia	11.010	195.355	47.045	1.483.273	327,29	659,27
<b>8406900000 Part of turbines for marine propulsion</b>	<b>3.478</b>	<b>8.540</b>	-	-	<b>-100,00</b>	<b>-100,00</b>
124 Malaysia	3.478	8.540	-	-	-100,00	-100,00
<b>8409991900 Other engine of machinery ofheading 8429 or 8430</b>	-	-	<b>2</b>	<b>95</b>	-	-
434 Brazil	-	-	2	95	-	-
<b>8412210000 Hydraulic power engines and motorswith linear acting (cylinders)</b>	<b>1.189</b>	<b>14.468</b>	<b>12.098</b>	<b>165.447</b>	<b>917,49</b>	<b>1.043,54</b>
122 Singapura	1.189	14.468	-	-	-100,00	-100,00
124 Malaysia	-	-	47	228	-	-
514 Jerman	-	-	12.051	165.219	-	-

**LANJUTAN TABEL 2.6. DATA IMPOR KALIMANTAN TENGAH MENURUT KOMODITI HS 2012 DAN NEGARA ASAL, 2011-2012**

KOMODITI HS 2012 / NEGARA ASAL	2011		2012		% PERUBAHAN	
	BERAT KG	NILAI US\$	BERAT KG	NILAI US\$	BERAT	NILAI
(1)	(2)	(3)	(4)	(5)	(6)	(7)
<b>8412290000 Hydraulic power engines and motors with other linear acting (cylinders)</b>	<b>28.352</b>	<b>176.232</b>	<b>260.904</b>	<b>2.317.072</b>	<b>820,23</b>	<b>1.214,79</b>
122 Singapura	-	-	16.046	282.536	-	-
124 Malaysia	22.975	115.832	7.431	87.392	-67,66	-24,55
511 Inggris	5.377	60.400	-	-	-100,00	-100,00
514 Jerman	-	-	237.427	1.947.144	-	-
<b>8412390000 Pneumatic power engines and motors with other linear acting (cylinders)</b>	<b>31.807</b>	<b>77.079</b>	<b>1.520</b>	<b>1.487</b>	<b>-95,22</b>	<b>-98,07</b>
122 Singapura	-	-	1.520	1.487	-	-
124 Malaysia	31.807	77.079	-	-	-100,00	-100,00
<b>8412800000 Oth engines and motors</b>	<b>19.539</b>	<b>47.986</b>	<b>21.934</b>	<b>61.843</b>	<b>12,26</b>	<b>28,88</b>
116 China	-	-	21.934	61.843	-	-
124 Malaysia	19.539	47.986	-	-	-100,00	-100,00
<b>8412909000 oth parts of engines of subheading 841</b>	<b>-</b>	<b>-</b>	<b>22.310</b>	<b>183.006</b>	<b>-</b>	<b>-</b>
514 Jerman	-	-	22.310	183.006	-	-
<b>8413190000 Oth Pumps for dispens fuel/lubricants of the type used in fill station/in garage</b>	<b>35.427</b>	<b>462.846</b>	<b>125.216</b>	<b>528.754</b>	<b>253,45</b>	<b>14,24</b>
122 Singapura	11.895	322.557	-	-	-100,00	-100,00
124 Malaysia	23.532	140.289	125.216	528.754	432,11	276,90
<b>8413201000 Water pump for hand pump, oth than those of subheading 8413.11 / 8413.19</b>	<b>-</b>	<b>-</b>	<b>17.326</b>	<b>73.313</b>	<b>-</b>	<b>-</b>
124 Malaysia	-	-	17.326	73.313	-	-
<b>8413209000 Oth Water pump for hand pump, oth than those of subheading 8413.11 / 8413.19</b>	<b>-</b>	<b>-</b>	<b>5.304</b>	<b>36.993</b>	<b>-</b>	<b>-</b>
124 Malaysia	-	-	3.574	13.320	-	-
514 Jerman	-	-	1.730	23.673	-	-



**LANJUTAN TABEL 2.6. DATA IMPOR KALIMANTAN TENGAH MENURUT KOMODITI HS 2012 DAN NEGARA ASAL, 2011-2012**

KOMODITI HS 2012 / NEGARA ASAL	2011		2012		% PERUBAHAN	
	BERAT KG	NILAI US\$	BERAT KG	NILAI US\$	BERAT	NILAI
	(1)	(2)	(3)	(4)	(5)	(6)
<b>8413309200 Other water pumps or fuel pumps of kind used for eng of mtr vhl head 8702-8704</b>	-	-	<b>32</b>	<b>1.520</b>	-	-
511 Inggris	-	-	32	1.520	-	-
<b>8413309900 Other Cooling medium pumps for internal combustion piston engines</b>	<b>24</b>	<b>1.775</b>	<b>1.521</b>	<b>5.800</b>	<b>6.237,50</b>	<b>226,76</b>
122 Singapura	24	1.775	-	-	-100,00	-100,00
124 Malaysia	-	-	1.521	5.800	-	-
<b>8413609000 Oth rotary positive displacement pumps, with flow rate &gt; 13000 m/h</b>	-	-	<b>684</b>	<b>2.500</b>	-	-
124 Malaysia	-	-	684	2.500	-	-
<b>8413701100 Oth Ctrfgl pumps; sgl stage, water pmp for belt drvr / drct coupl with diamtr &lt; 200 mm</b>	<b>10.565</b>	<b>86.985</b>	-	-	<b>-100,00</b>	<b>-100,00</b>
124 Malaysia	10.565	86.985	-	-	-100,00	-100,00
<b>8413701900 Oth centrifugal pumps; single suction horizontal shaft water pumps</b>	-	-	<b>15.066</b>	<b>68.381</b>	-	-
124 Malaysia	-	-	15.066	68.381	-	-
<b>8413703100 Submersible water pumps with an inlet diameter &lt;= 200 mm</b>	<b>22.660</b>	<b>110.662</b>	-	-	<b>-100,00</b>	<b>-100,00</b>
124 Malaysia	22.660	110.662	-	-	-100,00	-100,00
<b>8413703900 Submersible water pumps with an inlet diameter =&gt; 200 mm</b>	-	-	<b>38.061</b>	<b>247.500</b>	-	-
124 Malaysia	-	-	38.061	247.500	-	-
<b>8413811110 Water pump with flow rate &lt;= 8000 m/h with electrically operated</b>	<b>398.127</b>	<b>1.294.239</b>	<b>57.114</b>	<b>255.919</b>	<b>-85,65</b>	<b>-80,23</b>
122 Singapura	3.484	44.400	-	-	-100,00	-100,00
124 Malaysia	394.643	1.249.839	57.114	255.919	-85,53	-79,52

**LANJUTAN TABEL 2.6. DATA IMPOR KALIMANTAN TENGAH MENURUT KOMODITI HS 2012 DAN NEGARA ASAL, 2011-2012**

KOMODITI HS 2012 / NEGARA ASAL	2011		2012		% PERUBAHAN	
	BERAT KG	NILAI US\$	BERAT KG	NILAI US\$	BERAT	NILAI
(1)	(2)	(3)	(4)	(5)	(6)	(7)
<b>8413811120</b> Water pump with flow rate <= 8000 m/hwith not electrically operated	-	-	<b>557</b>	<b>20.288</b>	-	-
124 Malaysia	-	-	557	20.288	-	-
<b>8413811900</b> Water pump with flow rate >= 13000 m/h	-	-	<b>118.182</b>	<b>482.172</b>	-	-
116 China	-	-	12.585	35.711	-	-
124 Malaysia	-	-	105.597	446.461	-	-
<b>8413911000</b> Part of pumps subheading 8413.20.10	-	-	<b>1.314</b>	<b>30.165</b>	-	-
514 Jerman	-	-	1.314	30.165	-	-
<b>8413919000</b> Part of other pumps	-	-	<b>5.394</b>	<b>62.014</b>	-	-
124 Malaysia	-	-	1.217	4.600	-	-
514 Jerman	-	-	4.177	57.414	-	-
<b>8414100000</b> Vakum pumps	<b>7.761</b>	<b>86.632</b>	<b>4.375</b>	<b>31.446</b>	<b>-43,63</b>	<b>-63,70</b>
124 Malaysia	7.761	86.632	4.375	31.446	-43,63	-63,70
<b>8414309000</b> Compr kind refrgt eqp oth with cap refr<21.10 kw or displacmnt perrevl=>220 cc	<b>571</b>	<b>2.863</b>	<b>4.209</b>	<b>19.742</b>	<b>637,13</b>	<b>589,56</b>
124 Malaysia	571	2.863	4.209	19.742	637,13	589,56
<b>8414592000</b> Explosion-proof air fans of kind used inunderground mining with cap < 125 kw	<b>6.831</b>	<b>55.681</b>	-	-	<b>-100,00</b>	<b>-100,00</b>
124 Malaysia	6.831	55.681	-	-	-100,00	-100,00
<b>8414593000</b> Blower with capacity < 125 kw	-	-	<b>21.959</b>	<b>137.229</b>	-	-
124 Malaysia	-	-	21.959	137.229	-	-

**LANJUTAN TABEL 2.6. DATA IMPOR KALIMANTAN TENGAH MENURUT KOMODITI HS 2012 DAN NEGARA ASAL, 2011-2012**

KOMODITI HS 2012 / NEGARA ASAL (1)	2011		2012		% PERUBAHAN	
	BERAT KG (2)	NILAI US\$ (3)	BERAT KG (4)	NILAI US\$ (5)	BERAT (6)	NILAI (7)
<b>8414594900 Oth fans of a capacity &lt;125 kw with protective screen</b>	-	-	<b>5.072</b>	<b>26.831</b>	-	-
124 Malaysia	-	-	5.072	26.831	-	-
<b>8414595000 Fans window with blowers</b>	<b>10.203</b>	<b>65.019</b>	-	-	<b>-100,00</b>	<b>-100,00</b>
124 Malaysia	10.203	65.019	-	-	-100,00	-100,00
<b>8414599100 Fans floor with protective screen</b>	-	-	<b>8.177</b>	<b>82.612</b>	-	-
124 Malaysia	-	-	8.177	82.612	-	-
<b>8414599900 Oth fans floor with protective screen</b>	-	-	<b>71.551</b>	<b>409.238</b>	-	-
124 Malaysia	-	-	71.551	409.238	-	-
<b>8414801300 Hoods have max horizon side&gt;120 cm, fitt with a filter for laminar airflow cabin</b>	<b>447</b>	<b>10.500</b>	-	-	<b>-100,00</b>	<b>-100,00</b>
124 Malaysia	447	10.500	-	-	-100,00	-100,00
<b>8414801900 Hoods have max horizontal side&gt;120 cm, no fitt with filter, not suit for ind use</b>	-	-	<b>10.419</b>	<b>39.000</b>	-	-
124 Malaysia	-	-	10.419	39.000	-	-
<b>8414804900 oth Gas compr modul for use in oil drill oth than those of subhd 841430 &amp; 841440</b>	-	-	<b>13.617</b>	<b>302.040</b>	-	-
116 China	-	-	4.495	12.870	-	-
124 Malaysia	-	-	9.122	289.170	-	-
<b>8414809000 Hoods having maximum horizontal side &gt; 120 cm for air pumps</b>	<b>63.608</b>	<b>240.705</b>	<b>152.149</b>	<b>613.422</b>	<b>139,20</b>	<b>154,84</b>
116 China	-	-	8.989	25.360	-	-
124 Malaysia	63.608	240.705	143.160	588.062	125,07	144,31

**LANJUTAN TABEL 2.6. DATA IMPOR KALIMANTAN TENGAH MENURUT KOMODITI HS 2012 DAN NEGARA ASAL, 2011-2012**

KOMODITI HS 2012 / NEGARA ASAL		2011		2012		% PERUBAHAN	
		BERAT KG	NILAI US\$	BERAT KG	NILAI US\$	BERAT	NILAI
(1)		(2)	(3)	(4)	(5)	(6)	(7)
<b>8415811200</b>	<b>Inc.refri,revers heat pump,use inaircraft oput&gt;21.10kw,air flow&gt;67.96m3/m</b>	-	-	<b>573</b>	<b>13.136</b>	-	-
411	Amerika Serikat	-	-	573	13.136	-	-
<b>8415811900</b>	<b>Inc.refri,revers heat pump,use inaircraft oput&gt;21.10kw,air flow&lt;67.96m3/m</b>	<b>397</b>	<b>2.300</b>	-	-	<b>-100,00</b>	<b>-100,00</b>
124	Malaysia	397	2.300	-	-	-100,00	-100,00
<b>8417800000</b>	<b>Incinerators, non-electric</b>	<b>423</b>	<b>3.819</b>	-	-	<b>-100,00</b>	<b>-100,00</b>
514	Jerman	423	3.819	-	-	-100,00	-100,00
<b>8418999090</b>	<b>Oth part refrig &amp; freezers equipment electric/oth</b>	<b>67</b>	<b>603</b>	-	-	<b>-100,00</b>	<b>-100,00</b>
411	Amerika Serikat	67	603	-	-	-100,00	-100,00
<b>8419199000</b>	<b>Instant water heaters oth than gas ,not for household type, non electric</b>	-	-	<b>135.500</b>	<b>550.629</b>	-	-
124	Malaysia	-	-	135.500	550.629	-	-
<b>8419311090</b>	<b>Oth.than evaporators,dryers for agriproducts, electrically operated</b>	<b>2.664</b>	<b>34.707</b>	-	-	<b>-100,00</b>	<b>-100,00</b>
124	Malaysia	2.664	34.707	-	-	-100,00	-100,00
<b>8419312000</b>	<b>Dryers for agriculture products, nonelectrically operated</b>	<b>71.738</b>	<b>438.394</b>	-	-	<b>-100,00</b>	<b>-100,00</b>
124	Malaysia	71.738	438.394	-	-	-100,00	-100,00
<b>8419391900</b>	<b>Other dryers machine electrically operated</b>	<b>27.963</b>	<b>135.395</b>	<b>212.153</b>	<b>919.075</b>	<b>658,69</b>	<b>578,81</b>
124	Malaysia	27.963	135.395	212.153	919.075	658,69	578,81
<b>8419392000</b>	<b>Other dryers machine not electrically operated</b>	<b>746</b>	<b>3.664</b>	-	-	<b>-100,00</b>	<b>-100,00</b>
124	Malaysia	746	3.664	-	-	-100,00	-100,00

**LANJUTAN TABEL 2.6. DATA IMPOR KALIMANTAN TENGAH MENURUT KOMODITI HS 2012 DAN NEGARA ASAL, 2011-2012**

KOMODITI HS 2012 / NEGARA ASAL	2011		2012		% PERUBAHAN	
	BERAT KG	NILAI US\$	BERAT KG	NILAI US\$	BERAT	NILAI
	(1)	(2)	(3)	(4)	(5)	(6)
<b>8419401000 Distilling/rectifying plant electrically operated</b>	<b>143.029</b>	<b>485.063</b>	<b>13.175</b>	<b>133.338</b>	<b>-90,79</b>	<b>-72,51</b>
124 Malaysia	143.029	485.063	13.175	133.338	-90,79	-72,51
<b>8419501000 Heat exchange units for Cooling towers</b>	<b>85.167</b>	<b>218.630</b>	<b>44.200</b>	<b>176.095</b>	<b>-48,10</b>	<b>-19,46</b>
124 Malaysia	85.167	218.630	44.200	176.095	-48,10	-19,46
<b>8419509010 Condensers for air conditionersfor motor vehicles</b>	-	-	<b>1.072</b>	<b>24.109</b>	-	-
121 Thailand	-	-	1.072	24.109	-	-
<b>8419509020 Oth condensers for air conditioners</b>	-	-	<b>19.456</b>	<b>331.391</b>	-	-
124 Malaysia	-	-	19.108	303.190	-	-
514 Jerman	-	-	348	28.201	-	-
<b>8419509030 Oth condensers electrically operated</b>	<b>53.030</b>	<b>483.215</b>	-	-	<b>-100,00</b>	<b>-100,00</b>
122 Singapura	760	20.187	-	-	-100,00	-100,00
124 Malaysia	52.270	463.028	-	-	-100,00	-100,00
<b>8419509040 Oth condensers not electrically operated</b>	-	-	<b>3.753</b>	<b>85.387</b>	-	-
121 Thailand	-	-	3.753	85.387	-	-
<b>8419602000 Machinery for liquefying air or othgases not electrically operated</b>	-	-	<b>2.587</b>	<b>58.694</b>	-	-
121 Thailand	-	-	2.587	58.694	-	-
<b>8419891900 Oth mach for making hot drinks/for cooking/heating food,electricall operate</b>	<b>695.277</b>	<b>2.593.724</b>	<b>1.824.201</b>	<b>9.045.060</b>	<b>162,37</b>	<b>248,73</b>
116 China	-	-	253.315	716.095	-	-
122 Singapura	-	-	23.851	633.069	-	-
124 Malaysia	695.277	2.593.724	1.547.035	7.695.896	122,51	196,71

**LANJUTAN TABEL 2.6. DATA IMPOR KALIMANTAN TENGAH MENURUT KOMODITI HS 2012 DAN NEGARA ASAL, 2011-2012**

KOMODITI HS 2012 / NEGARA ASAL	2011		2012		% PERUBAHAN	
	BERAT KG	NILAI US\$	BERAT KG	NILAI US\$	BERAT	NILAI
	(2)	(3)	(4)	(5)	(6)	(7)
<b>8419901900 Parts, oth machicne electrically operated</b>	<b>24.790</b>	<b>587.863</b>	<b>13.475</b>	<b>63.316</b>	<b>-45,64</b>	<b>-89,23</b>
116 China	-	-	12.225	34.640	-	-
124 Malaysia	24.790	587.863	-	-	-100,00	-100,00
514 Jerman	-	-	1.250	28.676	-	-
<b>8419902100 Part machine,non-electric op,for treatby proces involve heat ,household type</b>	<b>-</b>	<b>-</b>	<b>223</b>	<b>5.116</b>	<b>-</b>	<b>-</b>
514 Jerman	-	-	223	5.116	-	-
<b>8419902900 Part machine,non-electric op,for treatby proces involve heat ,not household ty</b>	<b>-</b>	<b>-</b>	<b>183</b>	<b>6.564</b>	<b>-</b>	<b>-</b>
124 Malaysia	-	-	183	6.564	-	-
<b>8420109000 Oth calendering/oth rolling machine</b>	<b>1.727</b>	<b>10.000</b>	<b>-</b>	<b>-</b>	<b>-100,00</b>	<b>-100,00</b>
124 Malaysia	1.727	10.000	-	-	-100,00	-100,00
<b>8421191000 Centrifuges,including centrifugal dryers for suga manufacture</b>	<b>8.633</b>	<b>72.292</b>	<b>-</b>	<b>-</b>	<b>-100,00</b>	<b>-100,00</b>
124 Malaysia	8.633	72.292	-	-	-100,00	-100,00
<b>8421199000 Oth centrifuges,including centrifugal dryers</b>	<b>4.140</b>	<b>10.150</b>	<b>-</b>	<b>-</b>	<b>-100,00</b>	<b>-100,00</b>
124 Malaysia	4.140	10.150	-	-	-100,00	-100,00
<b>8421211900 Oth filtering/purifiying water machin&amp; app of a capacity &lt;= 500 l/h</b>	<b>6.128</b>	<b>15.000</b>	<b>18.356</b>	<b>65.117</b>	<b>199,54</b>	<b>334,11</b>
124 Malaysia	6.128	15.000	18.356	65.117	199,54	334,11
<b>8421212200 Filtering/purifiying water machine &amp; app,electrically operated of a cap&gt; 500 l/h</b>	<b>120.239</b>	<b>390.475</b>	<b>25.817</b>	<b>119.680</b>	<b>-78,53</b>	<b>-69,35</b>
124 Malaysia	120.239	390.475	25.817	119.680	-78,53	-69,35

**LANJUTAN TABEL 2.6. DATA IMPOR KALIMANTAN TENGAH MENURUT KOMODITI HS 2012 DAN NEGARA ASAL, 2011-2012**

KOMODITI HS 2012 / NEGARA ASAL	2011		2012		% PERUBAHAN	
	BERAT KG	NILAI US\$	BERAT KG	NILAI US\$	BERAT	NILAI
	(1)	(2)	(3)	(4)	(5)	(6)
<b>8421212300</b> Filtering/purifying water machine & app,non electric operated of a cap> 500 l/h	-	-	<b>7.342</b>	<b>31.750</b>	-	-
124 Malaysia	-	-	7.342	31.750	-	-
<b>8421231100</b> Oil filters for internal combustion engines machinery pos 8429 or 8430	-	-	<b>24</b>	<b>2.305</b>	-	-
565 Malta	-	-	24	2.305	-	-
<b>8421239900</b> Petrol filters for internal combustion engines machinery pos 8429 or 8430	<b>12.417</b>	<b>61.511</b>	-	-	<b>-100,00</b>	<b>-100,00</b>
124 Malaysia	12.417	61.511	-	-	-100,00	-100,00
<b>8421299000</b> Oth filtering machinery & apparatus for liquids not electrically operated	<b>97.180</b>	<b>944.512</b>	<b>209.524</b>	<b>1.422.353</b>	<b>115,60</b>	<b>50,59</b>
116 China	-	-	54.834	155.291	-	-
122 Singapura	8.057	176.906	-	-	-100,00	-100,00
124 Malaysia	89.123	767.606	154.690	1.267.062	73,57	65,07
<b>8421319000</b> Oth intake air filters for internal combustion engines	<b>577</b>	<b>8.150</b>	-	-	<b>-100,00</b>	<b>-100,00</b>
124 Malaysia	577	8.150	-	-	-100,00	-100,00
<b>8421399000</b> Filtering machines & apparatus for gases	<b>15.649</b>	<b>52.687</b>	<b>5.559</b>	<b>88.815</b>	<b>-64,48</b>	<b>68,57</b>
121 Thailand	-	-	3.073	69.708	-	-
124 Malaysia	15.649	52.687	2.486	19.107	-84,11	-63,73
<b>8421999900</b> Oth parts of goods of subheading 8421.21.11/8421.21.21	-	-	<b>7</b>	<b>328</b>	-	-
411 Amerika Serikat	-	-	7	328	-	-
<b>8423301000</b> Constan weight scales, predetermin weight scales & hopper scales, electric operat	<b>1.049</b>	<b>54.111</b>	-	-	<b>-100,00</b>	<b>-100,00</b>
124 Malaysia	1.049	54.111	-	-	-100,00	-100,00

**LANJUTAN TABEL 2.6. DATA IMPOR KALIMANTAN TENGAH MENURUT KOMODITI HS 2012 DAN NEGARA ASAL, 2011-2012**

KOMODITI HS 2012 / NEGARA ASAL	2011		2012		% PERUBAHAN	
	BERAT KG	NILAI US\$	BERAT KG	NILAI US\$	BERAT	NILAI
(1)	(2)	(3)	(4)	(5)	(6)	(7)
<b>8423812000</b> Oth weighing machinery,max capacity<=30 kg, not electrically operated	-	-	<b>20.838</b>	<b>77.400</b>	-	-
124 Malaysia	-	-	20.838	77.400	-	-
<b>8423891000</b> Oth weigh mach,oth.capacity > 5 000kg,electrically operated	<b>13.052</b>	<b>48.089</b>	<b>2.666</b>	<b>9.389</b>	<b>-79,57</b>	<b>-80,48</b>
124 Malaysia	13.052	48.089	2.666	9.389	-79,57	-80,48
<b>8424300000</b> Steam/sand blasting machines&similar jet projecting machines, electrical operate	-	-	<b>9.344</b>	<b>40.256</b>	-	-
124 Malaysia	-	-	9.344	40.256	-	-
<b>8424811000</b> Oth spraying liquid machine for agricul/hortikultural, drip irrigation systems	<b>2.590</b>	<b>12.651</b>	<b>4.944</b>	<b>19.749</b>	<b>90,89</b>	<b>56,11</b>
124 Malaysia	2.590	12.651	4.944	19.749	90,89	56,11
<b>8425390000</b> Oth winches;capstans,oth than powered by oth electric motor	<b>44.388</b>	<b>565.880</b>	<b>41.634</b>	<b>266.891</b>	<b>-6,20</b>	<b>-52,84</b>
116 China	-	-	13.843	39.001	-	-
122 Singapura	44.388	565.880	-	-	-100,00	-100,00
514 Jerman	-	-	27.791	227.890	-	-
<b>8426199000</b> Other transporter cranes	<b>12.250</b>	<b>92.600</b>	<b>752</b>	<b>14.505</b>	<b>-93,86</b>	<b>-84,34</b>
124 Malaysia	12.250	92.600	752	14.505	-93,86	-84,34
<b>8426490000</b> Other Mobile lifting frames, self propelled,oth than on tyres	-	-	<b>278.406</b>	<b>3.832.500</b>	-	-
514 Jerman	-	-	278.406	3.832.500	-	-
<b>8426990000</b> Other derricks machine designed formounting oth than on road vehicles	-	-	<b>211</b>	<b>3.189</b>	-	-
514 Jerman	-	-	211	3.189	-	-



**LANJUTAN TABEL 2.6. DATA IMPOR KALIMANTAN TENGAH MENURUT KOMODITI HS 2012 DAN NEGARA ASAL, 2011-2012**

KOMODITI HS 2012 / NEGARA ASAL	2011		2012		% PERUBAHAN	
	BERAT KG	NILAI US\$	BERAT KG	NILAI US\$	BERAT	NILAI
	(1)	(2)	(3)	(4)	(5)	(6)
<b>8428209000 Oth pneumatic elevators &amp; conveyors</b>	<b>2.932</b>	<b>26.007</b>	-	-	<b>-100,00</b>	<b>-100,00</b>
124 Malaysia	2.932	26.007	-	-	-100,00	-100,00
<b>8428329000 Oth continuous act elevators &amp; conveyor of bucket type, not used for agri type</b>	<b>1.222.496</b>	<b>4.745.644</b>	<b>2.014.606</b>	<b>8.239.278</b>	<b>64,79</b>	<b>73,62</b>
116 China	-	-	56.156	89.562	-	-
124 Malaysia	1.222.496	4.745.644	1.958.450	8.149.716	60,20	71,73
<b>8428391000 Other elevator of kind use for agriculture</b>	<b>2.190</b>	<b>17.238</b>	-	-	<b>-100,00</b>	<b>-100,00</b>
124 Malaysia	2.190	17.238	-	-	-100,00	-100,00
<b>8428399000 Oth continuous-action elevators &amp; conveyor, for goods/materials</b>	<b>6.592.423</b>	<b>4.619.768</b>	<b>754.054</b>	<b>2.496.163</b>	<b>-88,56</b>	<b>-45,97</b>
116 China	-	-	424.647	1.200.900	-	-
122 Singapura	45.463	447.789	-	-	-100,00	-100,00
124 Malaysia	6.546.960	4.171.979	329.406	1.295.109	-94,97	-68,96
514 Jerman	-	-	1	154	-	-
<b>8428909000 Other machine for lifting, handling, loading/unloading</b>	<b>118.071</b>	<b>288.610</b>	<b>196.503</b>	<b>555.682</b>	<b>66,43</b>	<b>92,54</b>
116 China	-	-	196.503	555.682	-	-
124 Malaysia	118.071	288.610	-	-	-100,00	-100,00
<b>8429190000 Bulldozer &amp; angledozers other than track laying</b>	-	-	<b>203</b>	<b>3.921</b>	-	-
124 Malaysia	-	-	203	3.921	-	-
<b>8429590000 Mech shovels, excavators &amp; shovel loader with front-end shovel, cannot revolving 36</b>	<b>1.950</b>	<b>9.700</b>	-	-	<b>-100,00</b>	<b>-100,00</b>
124 Malaysia	1.950	9.700	-	-	-100,00	-100,00

**LANJUTAN TABEL 2.6. DATA IMPOR KALIMANTAN TENGAH MENURUT KOMODITI HS 2012 DAN NEGARA ASAL, 2011-2012**

KOMODITI HS 2012 / NEGARA ASAL	2011		2012		% PERUBAHAN	
	BERAT KG	NILAI US\$	BERAT KG	NILAI US\$	BERAT	NILAI
	(1)	(2)	(3)	(4)	(5)	(6)
<b>8431399000 Part of other lifting,handling/loadingmachine</b>	<b>12.022</b>	<b>108.757</b>	<b>1.710.854</b>	<b>8.554.447</b>	<b>14.131,03</b>	<b>7.765,65</b>
122 Singapura	-	-	1.559.071	7.128.636	-	-
124 Malaysia	597	7.011	-	-	-100,00	-100,00
514 Jerman	11.425	101.746	151.783	1.425.811	1.228,52	1.301,34
<b>8431491000 Parts of machinery of heading 84.26 oththan Buckets, shovels, grabs and grips</b>	<b>-</b>	<b>-</b>	<b>1.208</b>	<b>27.695</b>	<b>-</b>	<b>-</b>
514 Jerman	-	-	1.208	27.695	-	-
<b>8431499000 Oth parts suitable use of machinery of heading 84.30</b>	<b>95</b>	<b>1.545</b>	<b>39.956</b>	<b>427.116</b>	<b>41.958,95</b>	<b>27.545,05</b>
122 Singapura	95	1.545	9.116	8.922	9.495,79	477,48
411 Amerika Serikat	-	-	35	1.674	-	-
514 Jerman	-	-	30.805	416.520	-	-
<b>8432400000 Manure spreaders ,fertiliser distributor</b>	<b>1.000</b>	<b>12.810</b>	<b>-</b>	<b>-</b>	<b>-100,00</b>	<b>-100,00</b>
124 Malaysia	1.000	12.810	-	-	-100,00	-100,00
<b>8432909000 Parts oth machinery for soil preparation/cultivation</b>	<b>221</b>	<b>1.964</b>	<b>-</b>	<b>-</b>	<b>-100,00</b>	<b>-100,00</b>
124 Malaysia	221	1.964	-	-	-100,00	-100,00
<b>8433520000 Other threshing machinery</b>	<b>160.508</b>	<b>729.585</b>	<b>95.768</b>	<b>343.374</b>	<b>-40,33</b>	<b>-52,94</b>
124 Malaysia	160.508	729.585	95.768	343.374	-40,33	-52,94
<b>8435101000 Presses,crushers &amp; manufacture of wine,cider,fruit juices,electric operated</b>	<b>62.706</b>	<b>488.802</b>	<b>194.280</b>	<b>937.672</b>	<b>209,83</b>	<b>91,83</b>
124 Malaysia	62.706	488.802	193.600	920.000	208,74	88,22
514 Jerman	-	-	680	17.672	-	-

**LANJUTAN TABEL 2.6. DATA IMPOR KALIMANTAN TENGAH MENURUT KOMODITI HS 2012 DAN NEGARA ASAL, 2011-2012**

KOMODITI HS 2012 / NEGARA ASAL	2011		2012		% PERUBAHAN	
	BERAT KG	NILAI US\$	BERAT KG	NILAI US\$	BERAT	NILAI
	(1)	(2)	(3)	(4)	(5)	(6)
<b>8435901000</b> Parts of presses,crushers & manufacture of wine,cider,fruit juices,electr opera	<b>4.355</b>	<b>34.374</b>	<b>3.859</b>	<b>9.236</b>	<b>-11,39</b>	<b>-73,13</b>
124 Malaysia	4.355	34.374	3.859	9.236	-11,39	-73,13
<b>8436801100</b> Other agric or horticultural machine,electric operated, inc Germination plant	-	-	<b>9.285</b>	<b>47.250</b>	-	-
124 Malaysia	-	-	9.285	47.250	-	-
<b>8437103000</b> Machine for clean,sorting/grading seed ,grain dried leguminous vegetables,electr	-	-	<b>15.073</b>	<b>76.650</b>	-	-
124 Malaysia	-	-	15.073	76.650	-	-
<b>8438809100</b> Other machine for the industrial preparation/manufacture, electric operated	<b>450</b>	<b>590</b>	-	-	<b>-100,00</b>	<b>-100,00</b>
124 Malaysia	450	590	-	-	-100,00	-100,00
<b>8443120000</b> Offset printing machinery, sheet - fed,office type (use sheet <22x36cm)	<b>17</b>	<b>150</b>	-	-	<b>-100,00</b>	<b>-100,00</b>
124 Malaysia	17	150	-	-	-100,00	-100,00
<b>8459691000</b> Other milling machines, electrically operated	<b>5.451</b>	<b>20.806</b>	<b>16.729</b>	<b>88.660</b>	<b>206,90</b>	<b>326,13</b>
124 Malaysia	5.451	20.806	16.729	88.660	206,90	326,13
<b>8460391000</b> Oth sharpening (tool/cutter grinding)machines, electrically operated	-	-	<b>25.612</b>	<b>69.800</b>	-	-
124 Malaysia	-	-	25.612	69.800	-	-
<b>8464201000</b> Grinding/polishing machines,electrically operated	-	-	<b>75.850</b>	<b>117.185</b>	-	-
116 China	-	-	75.850	117.185	-	-
<b>8467190000</b> Tool for working in the hand,pneumatic,in other type	<b>449</b>	<b>2.600</b>	<b>650</b>	<b>704</b>	<b>44,77</b>	<b>-72,92</b>
124 Malaysia	449	2.600	650	704	44,77	-72,92

**LANJUTAN TABEL 2.6. DATA IMPOR KALIMANTAN TENGAH MENURUT KOMODITI HS 2012 DAN NEGARA ASAL, 2011-2012**

KOMODITI HS 2012 / NEGARA ASAL	2011		2012		% PERUBAHAN	
	BERAT KG	NILAI US\$	BERAT KG	NILAI US\$	BERAT	NILAI
	(2)	(3)	(4)	(5)	(6)	(7)
<b>8468800000 Other machinery and apparatus</b>	-	-	<b>128</b>	<b>420</b>	-	-
124 Malaysia	-	-	128	420	-	-
<b>8471309000 Oth portable digital automatic dataprocmach,weigh not more than 10 kg</b>	<b>100</b>	<b>904</b>	-	-	<b>-100,00</b>	<b>-100,00</b>
124 Malaysia	100	904	-	-	-100,00	-100,00
<b>8471604000 X-y coordinate input devices,includingmouse,light pens,joystick,track balls</b>	-	-	<b>1</b>	<b>94</b>	-	-
514 Jerman	-	-	1	94	-	-
<b>8472903000 Other office machines,electrically operated</b>	-	-	<b>5</b>	<b>1.308</b>	-	-
124 Malaysia	-	-	5	1.308	-	-
<b>8474101000 Sorting,screening,separating/washingmachines, electrically operated</b>	<b>167.274</b>	<b>846.646</b>	<b>258.443</b>	<b>869.311</b>	<b>54,50</b>	<b>2,68</b>
124 Malaysia	167.274	846.646	258.369	867.631	54,46	2,48
514 Jerman	-	-	74	1.680	-	-
<b>8474102000 Sorting,screening,separating/washingmachines, not electrically operated</b>	-	-	<b>5.628</b>	<b>21.000</b>	-	-
124 Malaysia	-	-	5.628	21.000	-	-
<b>8474201900 Crushing/grinding mach for earth,oresoth mineral substances,elect operatated</b>	<b>215.295</b>	<b>1.450.751</b>	<b>75.312</b>	<b>265.986</b>	<b>-65,02</b>	<b>-81,67</b>
124 Malaysia	215.295	1.450.751	75.312	265.986	-65,02	-81,67
<b>8474311000 Concrete/mortar mixers, electricallyoperated</b>	-	-	<b>33.800</b>	<b>110.190</b>	-	-
116 China	-	-	33.800	110.190	-	-

**LANJUTAN TABEL 2.6. DATA IMPOR KALIMANTAN TENGAH MENURUT KOMODITI HS 2012 DAN NEGARA ASAL, 2011-2012**

KOMODITI HS 2012 / NEGARA ASAL	2011		2012		% PERUBAHAN	
	BERAT KG	NILAI US\$	BERAT KG	NILAI US\$	BERAT	NILAI
	(1)	(2)	(3)	(4)	(5)	(6)
<b>8474391000 Other mixing/kneading machines electrically operated</b>	<b>8.009</b>	<b>24.529</b>	<b>280</b>	<b>7.705</b>	<b>-96,50</b>	<b>-68,59</b>
124 Malaysia	8.009	24.529	280	7.705	-96,50	-68,59
<b>8474392000 Other mixing/kneading machines not electrically operated</b>	<b>1.014</b>	<b>12.960</b>	-	-	<b>-100,00</b>	<b>-100,00</b>
122 Singapura	1.014	12.960	-	-	-100,00	-100,00
<b>8474801000 Mach for agglomerating, shaping/mauld solid mineral fuels, electric operated</b>	-	-	<b>20.896</b>	<b>566.970</b>	-	-
124 Malaysia	-	-	20.896	566.970	-	-
<b>8474901000 Parts of mach for sort, creen, separate, wash, crush, grinding &amp; mixing, elect oprtd</b>	-	-	<b>548</b>	<b>7.311</b>	-	-
514 Jerman	-	-	548	7.311	-	-
<b>8479101000 Machinery for public works, building/the like electrically operated</b>	-	-	<b>7.720</b>	<b>35.090</b>	-	-
124 Malaysia	-	-	7.720	35.090	-	-
<b>8479201000 Mach for the extract/preparation of animal/fix vegetabl fat/oil, elect oprtd</b>	<b>1.871.077</b>	<b>13.426.263</b>	<b>5.117.173</b>	<b>19.065.854</b>	<b>173,49</b>	<b>42,00</b>
116 China	-	-	270.932	766.217	-	-
122 Singapura	47.033	2.600.401	-	-	-100,00	-100,00
124 Malaysia	1.815.648	10.566.991	4.846.241	18.299.637	166,92	73,18
133 India	8.396	258.871	-	-	-100,00	-100,00
<b>8479202000 Mach for the extract/preparation of animal/fix vegetabl fat/oil, not electrically</b>	<b>21.021</b>	<b>344.081</b>	<b>22.040</b>	<b>82.632</b>	<b>4,85</b>	<b>-75,98</b>
124 Malaysia	21.021	344.081	22.040	82.632	4,85	-75,98

**LANJUTAN TABEL 2.6. DATA IMPOR KALIMANTAN TENGAH MENURUT KOMODITI HS 2012 DAN NEGARA ASAL, 2011-2012**

KOMODITI HS 2012 / NEGARA ASAL	2011		2012		% PERUBAHAN	
	BERAT KG	NILAI US\$	BERAT KG	NILAI US\$	BERAT	NILAI
	(1)	(2)	(3)	(4)	(5)	(6)
<b>8479821000</b> Mixing,kneading,crush,grind,screen,sift,homogenis,& emulsift/stirr machelectrica	<b>154.080</b>	<b>933.491</b>	<b>360.316</b>	<b>1.783.250</b>	<b>133,85</b>	<b>91,03</b>
116 China	-	-	87.195	246.650	-	-
122 Singapura	-	-	4.800	213.514	-	-
124 Malaysia	154.080	933.491	268.321	1.323.086	74,14	41,74
<b>8479892000</b> Machinery for assembling CPU	-	-	<b>687</b>	<b>2.250</b>	-	-
124 Malaysia	-	-	687	2.250	-	-
<b>8479893000</b> Oth mach for assembling CPU daughterboard in plastic case/housing,elect oprt	-	-	<b>73.314</b>	<b>503.652</b>	-	-
124 Malaysia	-	-	72.091	486.952	-	-
514 Jerman	-	-	1.223	16.700	-	-
<b>8479894000</b> Oth mach for assembling CPU daughterboard in plastic case/housing,not electr	-	-	<b>8.137</b>	<b>30.470</b>	-	-
124 Malaysia	-	-	8.137	30.470	-	-
<b>8479902000</b> Part of goods Oth mach for assemblingCPU daughter plastic case/housing board	-	-	<b>985</b>	<b>17.256</b>	-	-
411 Amerika Serikat	-	-	394	9.078	-	-
514 Jerman	-	-	591	8.178	-	-
<b>8479903000</b> Part of oth electrically operatedmachine	<b>3.501</b>	<b>31.072</b>	<b>376.450</b>	<b>1.791.610</b>	<b>10.652,64</b>	<b>5.666,00</b>
116 China	-	-	68.137	192.437	-	-
124 Malaysia	3.501	31.072	304.370	1.566.673	8.593,80	4.942,07
514 Jerman	-	-	3.943	32.500	-	-
<b>8479904000</b> Part of nonelectrically operatedmachinery	-	-	<b>2.500</b>	<b>1.000</b>	-	-
124 Malaysia	-	-	2.500	1.000	-	-

**LANJUTAN TABEL 2.6. DATA IMPOR KALIMANTAN TENGAH MENURUT KOMODITI HS 2012 DAN NEGARA ASAL, 2011-2012**

KOMODITI HS 2012 / NEGARA ASAL	2011		2012		% PERUBAHAN	
	BERAT KG	NILAI US\$	BERAT KG	NILAI US\$	BERAT	NILAI
	(1)	(2)	(3)	(4)	(5)	(6)
<b>8481101100 Pres-reduce valve,iron/steel, manual</b>	<b>255</b>	<b>19.401</b>	-	-	<b>-100,00</b>	<b>-100,00</b>
122 Singapura	255	19.401	-	-	-100,00	-100,00
<b>8481101900 Pres-reduce valve,iron/steel,automaticoperate ,5 cm ? internal diamtr &lt;40cm</b>	-	-	<b>128.804</b>	<b>518.600</b>	-	-
124 Malaysia	-	-	128.804	518.600	-	-
<b>8481301000 Check (nonreturn) valve of swing check-valve type,40 cm ?inlets intl dia&lt; 60cm</b>	<b>5.153</b>	<b>36.748</b>	<b>776</b>	<b>14.485</b>	<b>-84,94</b>	<b>-60,58</b>
116 China	4.440	17.795	-	-	-100,00	-100,00
124 Malaysia	-	-	266	2.785	-	-
513 Perancis	713	18.953	-	-	-100,00	-100,00
514 Jerman	-	-	510	11.700	-	-
<b>8481309000 Other check (nonreturn) valves</b>	<b>49.820</b>	<b>127.678</b>	<b>505</b>	<b>2.897</b>	<b>-98,99</b>	<b>-97,73</b>
124 Malaysia	45.953	112.180	505	2.897	-98,90	-97,42
543 Polandia	3.867	15.498	-	-	-100,00	-100,00
<b>8481401000 Safety/relief valves of copper/copperalloy &lt; 2.5cm</b>	-	-	<b>1.877</b>	<b>43.072</b>	-	-
514 Jerman	-	-	1.877	43.072	-	-
<b>8481409000 Oth safety/relief valves</b>	<b>24.342</b>	<b>59.580</b>	<b>904</b>	<b>5.147</b>	<b>-96,29</b>	<b>-91,36</b>
124 Malaysia	24.342	59.580	904	5.147	-96,29	-91,36
<b>8481806200 Cast iron gate valve,inlet diamtr? 4cm&amp;cast iron butterfly valve,inlet dia ?8cm</b>	<b>4.862</b>	<b>46.575</b>	-	-	<b>-100,00</b>	<b>-100,00</b>
116 China	2.805	11.242	-	-	-100,00	-100,00
124 Malaysia	2.057	35.333	-	-	-100,00	-100,00

**LANJUTAN TABEL 2.6. DATA IMPOR KALIMANTAN TENGAH MENURUT KOMODITI HS 2012 DAN NEGARA ASAL, 2011-2012**

KOMODITI HS 2012 / NEGARA ASAL	2011		2012		% PERUBAHAN	
	BERAT KG	NILAI US\$	BERAT KG	NILAI US\$	BERAT	NILAI
(1)	(2)	(3)	(4)	(5)	(6)	(7)
<b>8481807200 Other ball valves</b>	<b>2.000</b>	<b>8.020</b>	<b>2.681</b>	<b>17.097</b>	<b>34,05</b>	<b>113,18</b>
116 China	2.000	8.020	-	-	-100,00	-100,00
124 Malaysia	-	-	2.681	17.097	-	-
<b>8481807300 Gate valve,manual operate,of iron/steel,5cm ?inlet/outlet internal diamt &lt; 40 cm</b>	<b>16.629</b>	<b>66.645</b>	<b>2.456</b>	<b>22.762</b>	<b>-85,23</b>	<b>-65,85</b>
116 China	16.629	66.645	-	-	-100,00	-100,00
124 Malaysia	-	-	2.456	22.762	-	-
<b>8481809900 Other Fuel cut-off for vehicle</b>	<b>-</b>	<b>-</b>	<b>50.996</b>	<b>237.659</b>	<b>-</b>	<b>-</b>
124 Malaysia	-	-	50.996	237.659	-	-
<b>8481909000 Others parts for taps, cocks, valvesand similar appliances</b>	<b>-</b>	<b>-</b>	<b>2.780</b>	<b>15.791</b>	<b>-</b>	<b>-</b>
124 Malaysia	-	-	2.780	15.791	-	-
<b>8482400000 Needle roller bearings</b>	<b>8</b>	<b>519</b>	<b>-</b>	<b>-</b>	<b>-100,00</b>	<b>-100,00</b>
122 Singapura	8	519	-	-	-100,00	-100,00
<b>8482500000 Oth cylindrical roller bearings</b>	<b>-</b>	<b>-</b>	<b>448</b>	<b>10.300</b>	<b>-</b>	<b>-</b>
411 Amerika Serikat	-	-	448	10.300	-	-
<b>8482800000 Oth,includ.combined ball/roller bearings</b>	<b>30</b>	<b>1.590</b>	<b>-</b>	<b>-</b>	<b>-100,00</b>	<b>-100,00</b>
122 Singapura	30	1.590	-	-	-100,00	-100,00
<b>8483109000 Other transmission shafts</b>	<b>32</b>	<b>282</b>	<b>70</b>	<b>2.473</b>	<b>118,75</b>	<b>776,95</b>
124 Malaysia	32	282	19	50	-40,63	-82,27
411 Amerika Serikat	-	-	51	2.423	-	-



**LANJUTAN TABEL 2.6. DATA IMPOR KALIMANTAN TENGAH MENURUT KOMODITI HS 2012 DAN NEGARA ASAL, 2011-2012**

KOMODITI HS 2012 / NEGARA ASAL	2011		2012		% PERUBAHAN	
	BERAT KG	NILAI US\$	BERAT KG	NILAI US\$	BERAT	NILAI
	(1)	(2)	(3)	(4)	(5)	(6)
<b>8483202000 Bearing housing incorp. ball or rollerbearings for mach.of bulldozer or grading</b>	-	-	169	2.534	-	-
514 Jerman	-	-	169	2.534	-	-
<b>8483402000 Gear&amp;gearing oth than toothed wheels,for marine vessels</b>	17.625	140.437	11.156	91.591	-36,70	-34,78
124 Malaysia	16.228	128.146	-	-	-100,00	-100,00
514 Jerman	1.397	12.291	11.156	91.591	698,57	645,19
<b>8483409000 Gear&amp;gearing oth than toothed wheels,for oth mar.vsl/mach of moving grading</b>	65.653	552.597	560.680	4.660.996	754,01	743,47
122 Singapura	56.876	530.805	-	-	-100,00	-100,00
124 Malaysia	8.777	21.792	92.862	735.518	958,02	3.275,17
514 Jerman	-	-	467.818	3.925.478	-	-
<b>8483500000 Flywheels&amp;pulleys,including pulley block</b>	14	2.381	46.472	216.630	331.842,86	8.998,28
116 China	-	-	6.000	6.486	-	-
122 Singapura	14	2.381	40.472	210.144	288.985,71	8.725,87
<b>8483600000 Clutches &amp; shaft couplings(including universal joints)</b>	22.967	202.401	553	10.453	-97,59	-94,84
124 Malaysia	2.030	16.045	553	10.453	-72,76	-34,85
514 Jerman	20.937	186.356	-	-	-100,00	-100,00
<b>8483901900 Oth. parts of goods of trans. shafts</b>	-	-	586	7.401	-	-
124 Malaysia	-	-	38	97	-	-
514 Jerman	-	-	548	7.304	-	-
<b>8483909900 Oth toothed wheels, chain sproccated</b>	143.218	1.272.136	356	4.197	-99,75	-99,67
124 Malaysia	-	-	356	4.197	-	-
514 Jerman	143.218	1.272.136	-	-	-100,00	-100,00

**LANJUTAN TABEL 2.6. DATA IMPOR KALIMANTAN TENGAH MENURUT KOMODITI HS 2012 DAN NEGARA ASAL, 2011-2012**

KOMODITI HS 2012 / NEGARA ASAL	2011		2012		% PERUBAHAN	
	BERAT KG	NILAI US\$	BERAT KG	NILAI US\$	BERAT	NILAI
	(1)	(2)	(3)	(4)	(5)	(6)
<b>8484100000 Gaskets&amp;similar joint metal sheetingcombined with oth material/2 more layers</b>	-	-	<b>4</b>	<b>39</b>	-	-
111 Jepang	-	-	1	4	-	-
411 Amerika Serikat	-	-	2	33	-	-
434 Brazil	-	-	1	2	-	-
<b>8487900000 Oth mach. parts, not cont. electric con-nector,insulator,coil, oth elec.features</b>	-	-	<b>744</b>	<b>14.748</b>	-	-
514 Jerman	-	-	744	14.748	-	-
<b>8501109900 Others spindle (AC/DC) motors</b>	<b>18.508</b>	<b>68.603</b>	<b>9.521</b>	<b>33.571</b>	<b>-48,56</b>	<b>-51,06</b>
124 Malaysia	18.508	68.603	9.521	33.571	-48,56	-51,06
<b>8501330000 Motor dc, Generator dc75 kw &lt; an output ? 375 kw</b>	-	-	<b>4.808</b>	<b>39.204</b>	-	-
514 Jerman	-	-	4.808	39.204	-	-
<b>8501522100 Motor ac, multi-phase of1 kw &lt; an output ? 37.5 kw</b>	<b>20.499</b>	<b>187.662</b>	-	-	<b>-100,00</b>	<b>-100,00</b>
514 Jerman	20.499	187.662	-	-	-100,00	-100,00
<b>8501522900 Other motor ac, multi-phase of1 kw &lt; an output ? 37.5 kw</b>	-	-	<b>2.501</b>	<b>8.655</b>	-	-
122 Singapura	-	-	2.501	8.655	-	-
<b>8501523100 Motor ac, multi-phase of an output &gt; 37.5 kw</b>	<b>1.787</b>	<b>14.109</b>	-	-	<b>-100,00</b>	<b>-100,00</b>
124 Malaysia	1.787	14.109	-	-	-100,00	-100,00
<b>8501530000 Motor ac of an output &gt; 75 kw</b>	-	-	<b>89.047</b>	<b>730.692</b>	-	-
514 Jerman	-	-	89.047	730.692	-	-

**LANJUTAN TABEL 2.6. DATA IMPOR KALIMANTAN TENGAH MENURUT KOMODITI HS 2012 DAN NEGARA ASAL, 2011-2012**

KOMODITI HS 2012 / NEGARA ASAL	2011		2012		% PERUBAHAN	
	BERAT KG	NILAI US\$	BERAT KG	NILAI US\$	BERAT	NILAI
	(1)	(2)	(3)	(4)	(5)	(6)
<b>8502122000</b> Electric generating sets & rotary conv.125 kva < an output ? 375 kva	<b>4.617</b>	<b>32.878</b>	-	-	<b>-100,00</b>	<b>-100,00</b>
124 Malaysia	4.617	32.878	-	-	-100,00	-100,00
<b>8502139000</b> Oth. elect generating sets&rotary conv.of an output > 12500 kva	-	-	<b>11.500</b>	<b>179.844</b>	-	-
124 Malaysia	-	-	11.500	179.844	-	-
<b>8502203000</b> Generat sets with spark-ignition interncombst pist 100 kva < output ? 10000 kva	<b>29.316</b>	<b>396.104</b>	<b>250.817</b>	<b>2.320.485</b>	<b>755,56</b>	<b>485,83</b>
124 Malaysia	29.316	396.104	201.504	1.152.073	587,35	190,85
515 Austria	-	-	49.313	1.168.412	-	-
<b>8502392000</b> Oth generating sets not wind-powered of10 kva < output ? 10000 kva	<b>881.868</b>	<b>3.577.678</b>	-	-	<b>-100,00</b>	<b>-100,00</b>
122 Singapura	870.176	3.550.000	-	-	-100,00	-100,00
124 Malaysia	11.692	27.678	-	-	-100,00	-100,00
<b>8504211000</b> Step-voltage regulators;instrument transformer with a power handl capacity?5kva	-	-	<b>1.391</b>	<b>31.863</b>	-	-
514 Jerman	-	-	1.391	31.863	-	-
<b>8504312100</b> Ring current tranformers with voltagerating ? 110 kv	<b>9.147</b>	<b>24.312</b>	-	-	<b>-100,00</b>	<b>-100,00</b>
124 Malaysia	9.147	24.312	-	-	-100,00	-100,00
<b>8504321900</b> Oth matching transformers, pwr handling1 kva < capacity ? 5 kva	<b>70</b>	<b>636</b>	-	-	<b>-100,00</b>	<b>-100,00</b>
124 Malaysia	70	636	-	-	-100,00	-100,00
<b>8504401900</b> Other uninterrupted power supplies	-	-	<b>126</b>	<b>1.252</b>	-	-
514 Jerman	-	-	126	1.252	-	-

**LANJUTAN TABEL 2.6. DATA IMPOR KALIMANTAN TENGAH MENURUT KOMODITI HS 2012 DAN NEGARA ASAL, 2011-2012**

KOMODITI HS 2012 / NEGARA ASAL	2011		2012		% PERUBAHAN	
	BERAT KG	NILAI US\$	BERAT KG	NILAI US\$	BERAT	NILAI
(1)	(2)	(3)	(4)	(5)	(6)	(7)
<b>8504404000 Inverters</b>	<b>120</b>	<b>12.307</b>	-	-	<b>-100,00</b>	<b>-100,00</b>
122 Singapura	120	12.307	-	-	-100,00	-100,00
<b>8505900000 Other electro magnetic including parts</b>	-	-	<b>1.603</b>	<b>21.837</b>	-	-
514 Jerman	-	-	1.603	21.837	-	-
<b>8511402100 Other unassembled starter motors forengine vehicle of car, transport&amp;special</b>	<b>97</b>	<b>3.118</b>	-	-	<b>-100,00</b>	<b>-100,00</b>
122 Singapura	97	3.118	-	-	-100,00	-100,00
<b>8512400000 Windscreen wiper, defroster &amp; demisters</b>	<b>1.444</b>	<b>12.791</b>	-	-	<b>-100,00</b>	<b>-100,00</b>
124 Malaysia	1.444	12.791	-	-	-100,00	-100,00
<b>8515290000 Mach and app for resistance welding ofmetal, non-automatic</b>	-	-	<b>224</b>	<b>1.080</b>	-	-
124 Malaysia	-	-	224	1.080	-	-
<b>8517701000 Parts of control and adaptor unitsincluding gateways, bridges, routers</b>	-	-	<b>1.819</b>	<b>14.003</b>	-	-
514 Jerman	-	-	1.819	14.003	-	-
<b>8517709900 Other aerals or antennae</b>	<b>59</b>	<b>728</b>	-	-	<b>-100,00</b>	<b>-100,00</b>
112 Hongkong	59	728	-	-	-100,00	-100,00
<b>8525801000 Web cameras</b>	-	-	<b>515</b>	<b>11.804</b>	-	-
514 Jerman	-	-	515	11.804	-	-
<b>8525805090 Other digital cameras</b>	-	-	<b>5.578</b>	<b>45.568</b>	-	-
514 Jerman	-	-	5.578	45.568	-	-

**LANJUTAN TABEL 2.6. DATA IMPOR KALIMANTAN TENGAH MENURUT KOMODITI HS 2012 DAN NEGARA ASAL, 2011-2012**

KOMODITI HS 2012 / NEGARA ASAL	2011		2012		% PERUBAHAN	
	BERAT KG	NILAI US\$	BERAT KG	NILAI US\$	BERAT	NILAI
	(1)	(2)	(3)	(4)	(5)	(6)
<b>8526109000 Other radar apparatus</b>	-	-	<b>11.924</b>	<b>97.500</b>	-	-
514 Jerman	-	-	11.924	97.500	-	-
<b>8528591000 Other monitor, colour</b>	-	-	<b>3.383</b>	<b>77.672</b>	-	-
514 Jerman	-	-	3.383	77.672	-	-
<b>8529102100 Parabolic aerial reflector dishes for TVreception</b>	-	-	<b>326</b>	<b>7.470</b>	-	-
514 Jerman	-	-	326	7.470	-	-
<b>8529102900 Oth parabolic aerial reflector dish forTV reception</b>	-	-	<b>2</b>	<b>378</b>	-	-
514 Jerman	-	-	2	378	-	-
<b>8529109200 Oth aeriels&amp;aeriels reflector,used withtransmission app. for radio-broadcast/TV</b>	-	-	<b>1.688</b>	<b>23.776</b>	-	-
514 Jerman	-	-	1.688	23.776	-	-
<b>8529902000 Part of decoder for use w/ transmission,radar&amp;reception app. ,monitor&amp;projector</b>	-	-	<b>989</b>	<b>22.690</b>	-	-
411 Amerika Serikat	-	-	519	11.916	-	-
514 Jerman	-	-	470	10.774	-	-
<b>8529905900 Oth printed circuit board; assembled,for other goods</b>	-	-	<b>2.807</b>	<b>24.447</b>	-	-
514 Jerman	-	-	2.807	24.447	-	-
<b>8530800000 Equipment for roads,inland waterways,parking facility,port install./airfields</b>	-	-	<b>338</b>	<b>4.840</b>	-	-
514 Jerman	-	-	338	4.840	-	-

**LANJUTAN TABEL 2.6. DATA IMPOR KALIMANTAN TENGAH MENURUT KOMODITI HS 2012 DAN NEGARA ASAL, 2011-2012**

KOMODITI HS 2012 / NEGARA ASAL	2011		2012		% PERUBAHAN	
	BERAT KG	NILAI US\$	BERAT KG	NILAI US\$	BERAT	NILAI
	(1)	(2)	(3)	(4)	(5)	(6)
<b>8531101000 Burglar alarms</b>	<b>9.171</b>	<b>119.385</b>	-	-	<b>-100,00</b>	<b>-100,00</b>
124 Malaysia	9.171	119.385	-	-	-100,00	-100,00
<b>8535400000 Lightning arresters,voltage limiters andsurge suppressors</b>	<b>5.894</b>	<b>38.786</b>	<b>21.484</b>	<b>143.025</b>	<b>264,51</b>	<b>268,75</b>
124 Malaysia	5.894	38.786	21.484	143.025	264,51	268,75
<b>8535901000 Bushing and tap changer assemblies for electricity distrib/power transformers</b>	<b>2</b>	<b>14</b>	-	-	<b>-100,00</b>	<b>-100,00</b>
124 Malaysia	2	14	-	-	-100,00	-100,00
<b>8535909000 Oth bushing and tap changer assembl. for electricity distrib/power transformers</b>	<b>672</b>	<b>3.888</b>	<b>1.984</b>	<b>27.579</b>	<b>195,24</b>	<b>609,34</b>
124 Malaysia	672	3.888	-	-	-100,00	-100,00
514 Jerman	-	-	1.984	27.579	-	-
<b>8536502000 Over-current and residual-currentautomatic switches</b>	-	-	<b>1.938</b>	<b>44.464</b>	-	-
514 Jerman	-	-	1.938	44.464	-	-
<b>8536505900 Electronic AC switch,voltage&lt;=1000V,for a current &gt;= 16A</b>	-	-	<b>84</b>	<b>1.345</b>	-	-
514 Jerman	-	-	84	1.345	-	-
<b>8536509900 Oth make&amp;break switch,&gt;500V</b>	-	-	<b>6.117</b>	<b>84.145</b>	-	-
514 Jerman	-	-	6.117	84.145	-	-
<b>8536901200 Connection&amp;contact elements for wires&amp;cables;wafer probers;current &lt; 16A</b>	-	-	<b>96</b>	<b>2.207</b>	-	-
411 Amerika Serikat	-	-	96	2.207	-	-
<b>8536901900 Connection&amp;contact elements for wires&amp;cables;wafer probers;current &gt;= 16A</b>	-	-	<b>5.030</b>	<b>65.410</b>	-	-
514 Jerman	-	-	5.030	65.410	-	-

**LANJUTAN TABEL 2.6. DATA IMPOR KALIMANTAN TENGAH MENURUT KOMODITI HS 2012 DAN NEGARA ASAL, 2011-2012**

KOMODITI HS 2012 / NEGARA ASAL	2011		2012		% PERUBAHAN	
	BERAT KG	NILAI US\$	BERAT KG	NILAI US\$	BERAT	NILAI
	(1)	(2)	(3)	(4)	(5)	(6)
<b>8536903900 Cable connector,connector/adaptor forco-axial cable,commutator,current&gt;=16A</b>	-	-	2	26	-	-
411 Amerika Serikat	-	-	2	26	-	-
<b>8536909900 Oth cable connector,for a current &gt;= 16A</b>	-	-	798	9.387	-	-
124 Malaysia	-	-	798	9.387	-	-
<b>8537101100 Control panel use in distributed controlsystem;voltage&lt;1000V</b>	293.885	1.435.642	606.414	2.289.757	106,34	59,49
124 Malaysia	293.885	1.435.642	606.414	2.289.757	106,34	59,49
<b>8537101300 Control panel for AC,refrig.,wash. mach.,vacuum cleaner,mixer,water heater</b>	-	-	84	1.290	-	-
514 Jerman	-	-	84	1.290	-	-
<b>8537101900 Other control panel</b>	-	-	5.719	20.968	-	-
124 Malaysia	-	-	5.719	20.968	-	-
<b>8537103000 Programmable logic controllers for auto-mach for trans. for semiconductor device</b>	-	-	192	1.662	-	-
514 Jerman	-	-	192	1.662	-	-
<b>8537109100 Switchboard used in radio equipmentor electric fans</b>	21.938	138.071	5.324	20.000	-75,73	-85,51
122 Singapura	3.971	94.071	-	-	-100,00	-100,00
124 Malaysia	17.967	44.000	5.324	20.000	-70,37	-54,55
<b>8537109900 Switchboard use for other prposes</b>	-	-	10.382	122.088	-	-
124 Malaysia	-	-	10.382	122.088	-	-

**LANJUTAN TABEL 2.6. DATA IMPOR KALIMANTAN TENGAH MENURUT KOMODITI HS 2012 DAN NEGARA ASAL, 2011-2012**

KOMODITI HS 2012 / NEGARA ASAL		2011		2012		% PERUBAHAN	
		BERAT KG	NILAI US\$	BERAT KG	NILAI US\$	BERAT	NILAI
(1)		(2)	(3)	(4)	(5)	(6)	(7)
<b>8537201900</b>	<b>Switchboards incorp. elect instrum forbreak,connect/protect elect circ&lt;=66 KV</b>	<b>105.272</b>	<b>389.348</b>	<b>71.476</b>	<b>253.921</b>	<b>-32,10</b>	<b>-34,78</b>
124	Malaysia	105.272	389.348	71.476	253.921	-32,10	-34,78
<b>8537202900</b>	<b>Control panels incorp. elect instrum forbreak,connect/protect elect circ&lt;=66 KV</b>	<b>10.623</b>	<b>51.524</b>	<b>28.508</b>	<b>115.630</b>	<b>168,36</b>	<b>124,42</b>
124	Malaysia	10.623	51.524	28.508	115.630	168,36	124,42
<b>8537209000</b>	<b>Oth board for elect. control for voltage&gt; 1000 volt</b>	-	-	<b>18.009</b>	<b>181.784</b>	-	-
124	Malaysia	-	-	18.009	181.784	-	-
<b>8538101900</b>	<b>Oth part of programable logic controllerused in other equipment, &lt;=1000V</b>	-	-	<b>15.986</b>	<b>188.000</b>	-	-
124	Malaysia	-	-	15.986	188.000	-	-
<b>8539292000</b>	<b>Other filament lamps, excl UV/infraredlamps,for motor vehicles</b>	-	-	<b>2</b>	<b>65</b>	-	-
411	Amerika Serikat	-	-	2	65	-	-
<b>8543701000</b>	<b>Electric fence energisers</b>	-	-	<b>456</b>	<b>10.500</b>	-	-
514	Jerman	-	-	456	10.500	-	-
<b>8543709000</b>	<b>Oth electrical machines &amp; apparatus,having individual fuctions</b>	-	-	<b>64.267</b>	<b>484.032</b>	-	-
514	Jerman	-	-	64.267	484.032	-	-
<b>8544190090</b>	<b>Winding wire not of copper,not lacquere/enamelled, not manganese resistance wire</b>	<b>784</b>	<b>4.538</b>	-	-	<b>-100,00</b>	<b>-100,00</b>
124	Malaysia	784	4.538	-	-	-100,00	-100,00
<b>8544201100</b>	<b>Co-axial cable/elec,fitted w/ connector;&lt;=66.000V;insulated w/ rubber/plastic</b>	<b>27.538</b>	<b>143.882</b>	-	-	<b>-100,00</b>	<b>-100,00</b>
124	Malaysia	27.538	143.882	-	-	-100,00	-100,00



**LANJUTAN TABEL 2.6. DATA IMPOR KALIMANTAN TENGAH MENURUT KOMODITI HS 2012 DAN NEGARA ASAL, 2011-2012**

KOMODITI HS 2012 / NEGARA ASAL	2011		2012		% PERUBAHAN	
	BERAT KG	NILAI US\$	BERAT KG	NILAI US\$	BERAT	NILAI
	(1)	(2)	(3)	(4)	(5)	(6)
<b>8544202100</b> Co-axial cable/elec;unfitted w/ conectr;<=66.000V;insulated w/ rubber/plastic	-	-	<b>134.677</b>	<b>839.314</b>	-	-
124 Malaysia	-	-	134.677	839.314	-	-
<b>8544202900</b> Co-axial cable/elec;unfitted w/ conectr;<=66.000V;insulate not w/ rubber/plastic	-	-	<b>47.611</b>	<b>206.164</b>	-	-
124 Malaysia	-	-	47.611	206.164	-	-
<b>8544309100</b> Ignition wiring sets,not wiring set,usedin vehicle,aircraft/ship;insulate rubber	<b>217</b>	<b>4.982</b>	-	-	<b>-100,00</b>	<b>-100,00</b>
122 Singapura	217	4.982	-	-	-100,00	-100,00
<b>8544429100</b> Electrical cables insulated w/ plasticdiameter <=19,5 mm,use for telecommunictn	<b>34.899</b>	<b>169.171</b>	-	-	<b>-100,00</b>	<b>-100,00</b>
124 Malaysia	34.899	169.171	-	-	-100,00	-100,00
<b>8544429990</b> Oth elect conductor,fitted w/ connector,used for telecommunication,<= 1000V	-	-	<b>576</b>	<b>5.258</b>	-	-
124 Malaysia	-	-	95	458	-	-
514 Jerman	-	-	481	4.800	-	-
<b>8544491900</b> Oth elect conductor,not fit w/ cconnector;used for communication,voltage <= 80 V	<b>2.414</b>	<b>11.736</b>	-	-	<b>-100,00</b>	<b>-100,00</b>
124 Malaysia	2.414	11.736	-	-	-100,00	-100,00
<b>8544494900</b> Oth elect cconnector,fit w/ connector,>80V<=1000V,no for com,insulate w/o plastic	-	-	<b>96</b>	<b>1.108</b>	-	-
514 Jerman	-	-	96	1.108	-	-
<b>8546900000</b> Oth elect insulators not of glass and of ceramics	-	-	<b>92</b>	<b>4.446</b>	-	-
411 Amerika Serikat	-	-	92	4.446	-	-

**LANJUTAN TABEL 2.6. DATA IMPOR KALIMANTAN TENGAH MENURUT KOMODITI HS 2012 DAN NEGARA ASAL, 2011-2012**

KOMODITI HS 2012 / NEGARA ASAL	2011		2012		% PERUBAHAN	
	BERAT KG	NILAI US\$	BERAT KG	NILAI US\$	BERAT	NILAI
(1)	(2)	(3)	(4)	(5)	(6)	(7)
<b>8547909000 Oth insulating fittings for elect mach,appliances/equipment, being fittings</b>	<b>276</b>	<b>2.453</b>	-	-	<b>-100,00</b>	<b>-100,00</b>
124 Malaysia	276	2.453	-	-	-100,00	-100,00
<b>8548901000 Image sensors contact type copmrising aphoto-conductive sensor element</b>	-	-	<b>100</b>	<b>2.296</b>	-	-
514 Jerman	-	-	100	2.296	-	-
<b>8701209000 Road tractors for semi-trailers, not ckd</b>	<b>26.880</b>	<b>150.935</b>	-	-	<b>-100,00</b>	<b>-100,00</b>
114 Korea Selatan	26.880	150.935	-	-	-100,00	-100,00
<b>8708911500 Radiators for tractors</b>	<b>40</b>	<b>1.331</b>	-	-	<b>-100,00</b>	<b>-100,00</b>
122 Singapura	40	1.331	-	-	-100,00	-100,00
<b>8708924000 Silencers (mufflers),exhaust pipe;partsfor vhcls&gt;= 10 persons/tansport of goods</b>	-	-	<b>10</b>	<b>479</b>	-	-
411 Amerika Serikat	-	-	10	479	-	-
<b>8708937000 Clutches and parts thereof for vehiclestransport of goods/special purpose vhcls</b>	-	-	<b>1</b>	<b>52</b>	-	-
411 Amerika Serikat	-	-	1	52	-	-
<b>8708996100 Chasis frames for vehiclesfor transport ,&gt;=10 person</b>	<b>219</b>	<b>9.722</b>	-	-	<b>-100,00</b>	<b>-100,00</b>
122 Singapura	219	9.722	-	-	-100,00	-100,00
<b>8708999000 Other parts,aces for other vehicles ofheading 8701- 8705</b>	-	-	<b>6</b>	<b>298</b>	-	-
411 Amerika Serikat	-	-	6	298	-	-
<b>8716394000 Agricultural trailers and semi-trailers</b>	-	-	<b>30.563</b>	<b>86.338</b>	-	-
116 China	-	-	30.563	86.338	-	-

**LANJUTAN TABEL 2.6. DATA IMPOR KALIMANTAN TENGAH MENURUT KOMODITI HS 2012 DAN NEGARA ASAL, 2011-2012**

KOMODITI HS 2012 / NEGARA ASAL	2011		2012		% PERUBAHAN	
	BERAT KG	NILAI US\$	BERAT KG	NILAI US\$	BERAT	NILAI
	(1)	(3)	(4)	(5)	(6)	(7)
<b>8716400000 Other trailers and semi-trailers</b>	<b>57.733</b>	<b>179.200</b>	<b>150.878</b>	<b>546.000</b>	<b>161,34</b>	<b>204,69</b>
124 Malaysia	57.733	179.200	150.878	546.000	161,34	204,69
<b>8901903600 Other vessels,for transp. motorisedof gross tonnage &gt;5000 but &lt;= 50000 ton</b>	<b>1.200.000</b>	<b>2.095.088</b>	-	-	<b>-100,00</b>	<b>-100,00</b>
124 Malaysia	1.200.000	2.095.088	-	-	-100,00	-100,00
<b>8904003100 Tugs and pusher craft, power &lt;= 4000 hp of gross tonnage &lt;= 26 ton</b>	<b>196.000</b>	<b>1.367.969</b>	-	-	<b>-100,00</b>	<b>-100,00</b>
124 Malaysia	196.000	1.367.969	-	-	-100,00	-100,00
<b>9001200000 Sheets and platesof polarising material</b>	<b>17</b>	<b>150</b>	-	-	<b>-100,00</b>	<b>-100,00</b>
124 Malaysia	17	150	-	-	-100,00	-100,00
<b>9013200000 Lasers, other than laser diodes</b>	-	-	<b>23.752</b>	<b>195.000</b>	-	-
514 Jerman	-	-	23.752	195.000	-	-
<b>9014801000 Oth navigation instrum&amp;appl of used onship work with an automatic data process</b>	-	-	<b>164</b>	<b>3.740</b>	-	-
514 Jerman	-	-	164	3.740	-	-
<b>9014809000 Oth navigation instrum&amp;applof oth used on ships</b>	-	-	<b>15.916</b>	<b>218.718</b>	-	-
514 Jerman	-	-	15.916	218.718	-	-
<b>9017300000 Micrometers, callipers and gauges</b>	-	-	<b>2.890</b>	<b>11.040</b>	-	-
124 Malaysia	-	-	2.890	11.040	-	-
<b>9025192000 Thermometers&amp;pyrometers notelectrically operated</b>	<b>1</b>	<b>2</b>	-	-	<b>-100,00</b>	<b>-100,00</b>
124 Malaysia	1	2	-	-	-100,00	-100,00

**LANJUTAN TABEL 2.6. DATA IMPOR KALIMANTAN TENGAH MENURUT KOMODITI HS 2012 DAN NEGARA ASAL, 2011-2012**

KOMODITI HS 2012 / NEGARA ASAL	2011		2012		% PERUBAHAN	
	BERAT KG	NILAI US\$	BERAT KG	NILAI US\$	BERAT	NILAI
(1)	(2)	(3)	(4)	(5)	(6)	(7)
<b>9025802000 Oth instruments of oth than thermometers&amp;pyrometers, electrically operated</b>	<b>14</b>	<b>196</b>	-	-	<b>-100,00</b>	<b>-100,00</b>
124 Malaysia	14	196	-	-	-100,00	-100,00
<b>9026103000 Oth measuring/check the flow/level of liquid, electrically operated</b>	-	-	<b>9.788</b>	<b>36.702</b>	-	-
124 Malaysia	-	-	9.788	36.702	-	-
<b>9026109000 Oth measuring/check the flow/level of liquid,not electrically operated</b>	<b>5.663</b>	<b>24.447</b>	<b>11.753</b>	<b>52.067</b>	<b>107,54</b>	<b>112,98</b>
124 Malaysia	5.663	24.447	11.753	52.067	107,54	112,98
<b>9026201000 Presure gauges for motor vehicles,electrically operated</b>	-	-	<b>1.558</b>	<b>35.735</b>	-	-
514 Jerman	-	-	1.558	35.735	-	-
<b>9026203000 Other measuring/checking pressureinstruments, electrically operated</b>	-	-	<b>253</b>	<b>3.448</b>	-	-
514 Jerman	-	-	253	3.448	-	-
<b>9026801000 Oth instruments/app for measuring/checkthe flow/level/press,electric operated</b>	-	-	<b>299</b>	<b>3.892</b>	-	-
124 Malaysia	-	-	299	3.892	-	-
<b>9026802000 Oth instruments/app for measuring/check,flow/level/press,not electric operated</b>	-	-	<b>19</b>	<b>976</b>	-	-
116 China	-	-	7	340	-	-
411 Amerika Serikat	-	-	8	402	-	-
421 Meksiko	-	-	4	234	-	-
<b>9028209000 Other liquid meters</b>	-	-	<b>96</b>	<b>1.086</b>	-	-
124 Malaysia	-	-	96	1.086	-	-

**LANJUTAN TABEL 2.6. DATA IMPOR KALIMANTAN TENGAH MENURUT KOMODITI HS 2012 DAN NEGARA ASAL, 2011-2012**

KOMODITI HS 2012 / NEGARA ASAL	2011		2012		% PERUBAHAN	
	BERAT KG	NILAI US\$	BERAT KG	NILAI US\$	BERAT	NILAI
	(1)	(2)	(3)	(4)	(5)	(6)
<b>9028909000 Part&amp;accessories,oth water meter housings or bodies</b>	-	-	<b>398</b>	<b>2.270</b>	-	-
124 Malaysia	-	-	398	2.270	-	-
<b>9031801000 Cable tester</b>	<b>1</b>	<b>597</b>	-	-	<b>-100,00</b>	<b>-100,00</b>
122 Singapura	1	597	-	-	-100,00	-100,00
<b>9031809000 Oth instruments,appliances and machines,other cable tester</b>	-	-	<b>2.406</b>	<b>33.121</b>	-	-
514 Jerman	-	-	2.406	33.121	-	-
<b>9032810000 Hydraulic or pneumatic</b>	<b>20.242</b>	<b>360.227</b>	-	-	<b>-100,00</b>	<b>-100,00</b>
124 Malaysia	20.242	360.227	-	-	-100,00	-100,00
<b>9032891000 Instru&amp;app,automatic data process machfor controll,cargo handling syst of ship</b>	<b>9.870</b>	<b>176.890</b>	-	-	<b>-100,00</b>	<b>-100,00</b>
124 Malaysia	9.870	176.890	-	-	-100,00	-100,00
<b>9032893100 Automatic regulating voltage units(stabilizers),electrically operated</b>	-	-	<b>970</b>	<b>13.286</b>	-	-
514 Jerman	-	-	970	13.286	-	-
<b>9032899000 Oth automatic regulating/controllinstrum&amp;app not electrically operated</b>	-	-	<b>77.289</b>	<b>603.538</b>	-	-
124 Malaysia	-	-	77.289	603.538	-	-
<b>9032903000 Part&amp;acc automatic, regulating/controllinstruments&amp;apparatus,elect operated</b>	-	-	<b>9.040</b>	<b>74.750</b>	-	-
514 Jerman	-	-	9.040	74.750	-	-
<b>9032909000 Part&amp;acc automatic, regulating/controllinstruments&amp;apparatus,not elect operated</b>	<b>6.426</b>	<b>23.424</b>	-	-	<b>-100,00</b>	<b>-100,00</b>
124 Malaysia	6.426	23.424	-	-	-100,00	-100,00

**LANJUTAN TABEL 2.6. DATA IMPOR KALIMANTAN TENGAH MENURUT KOMODITI HS 2012 DAN NEGARA ASAL, 2011-2012**

KOMODITI HS 2012 / NEGARA ASAL	2011		2012		% PERUBAHAN	
	BERAT KG	NILAI US\$	BERAT KG	NILAI US\$	BERAT	NILAI
	(1)	(2)	(3)	(4)	(5)	(6)
<b>9033001000</b> Parts&acc for mach,appl,instrum ofchap 90 for electric operated equipment	-	-	<b>176</b>	<b>1.014</b>	-	-
124 Malaysia	-	-	176	1.014	-	-
<b>9102990000</b> Pocket-watch&oth watch inc stopwatchnot electrically operated	<b>1</b>	<b>15</b>	-	-	<b>-100,00</b>	<b>-100,00</b>
124 Malaysia	1	15	-	-	-100,00	-100,00
<b>9405209000</b> lamps of electric table,desk, bedside/floor-standing lamps	<b>1.992</b>	<b>2.857</b>	-	-	<b>-100,00</b>	<b>-100,00</b>
122 Singapura	1.992	2.857	-	-	-100,00	-100,00
<b>9405402000</b> Searchlights	-	-	<b>2.191</b>	<b>50.281</b>	-	-
514 Jerman	-	-	2.191	50.281	-	-
<b>9405405000</b> Oth electr lamps,of a kind used forlighting public openspace/thoroughhfares	-	-	<b>13.000</b>	<b>49.850</b>	-	-
124 Malaysia	-	-	13.000	49.850	-	-
<b>9405409900</b> Other lighting fittings	<b>13.794</b>	<b>108.891</b>	<b>31.748</b>	<b>308.465</b>	<b>130,16</b>	<b>183,28</b>
124 Malaysia	13.794	108.891	31.748	308.465	130,16	183,28
<b>9406001100</b> Greenhouses fitted with mechanical/thermal equipment of plastics	-	-	<b>2.591</b>	<b>9.960</b>	-	-
124 Malaysia	-	-	2.591	9.960	-	-
<b>9406009400</b> Other prefabricated buildings of iron/steel	<b>110.942</b>	<b>334.694</b>	<b>387.416</b>	<b>1.577.426</b>	<b>249,21</b>	<b>371,30</b>
124 Malaysia	110.942	334.694	387.416	1.577.426	249,21	371,30

**LANJUTAN TABEL 2.6. DATA IMPOR KALIMANTAN TENGAH MENURUT KOMODITI HS 2012 DAN NEGARA ASAL, 2011-2012**

KOMODITI HS 2012 / NEGARA ASAL	2011		2012		% PERUBAHAN	
	BERAT KG	NILAI US\$	BERAT KG	NILAI US\$	BERAT	NILAI
	(1)	(2)	(3)	(4)	(5)	(6)
<b>9406009900 Oth prefabricated buildings oth of wood,iron, plastics, aluminium, concrete</b>	-	-	<b>64.308</b>	<b>206.230</b>	-	-
116 China	-	-	23.500	77.492	-	-
124 Malaysia	-	-	40.808	128.738	-	-
<b>9608200000 Felt tipped &amp; other porous-tipped pens and markers</b>	<b>57</b>	<b>513</b>	-	-	<b>-100,00</b>	<b>-100,00</b>
124 Malaysia	57	513	-	-	-100,00	-100,00
<b>TOTAL IMPOR</b>	<b>55.764.485</b>	<b>88.789.814</b>	<b>42.319.739</b>	<b>134.999.326</b>	<b>-24,11</b>	<b>52,04</b>

**TABEL 2.7. DATA IMPOR KALIMANTAN TENGAH MENURUT NEGARA ASAL DAN KOMODITAS HS 2012, 2011-2012**

NEGARA ASAL / KOMODITI HS 2012	2011		2012		% PERUBAHAN	
	BERAT KG	NILAI US\$	BERAT KG	NILAI US\$	BERAT	NILAI
(1)	(2)	(3)	(4)	(5)	(6)	(7)
<b>111 Jepang</b>	<b>7.778</b>	<b>208.420</b>	<b>34</b>	<b>1.443</b>	<b>-99,56</b>	<b>-99,31</b>
4016939000 Oth gaskets, washers & oth seals	-	-	3	55	-	-
7307291000 Oth stainlss steel oth.than flanges,buttwelding,threaded elbow,bend&sleeve<15cm	-	-	29	1.377	-	-
7318160000 Nuts with an external diameter notexceeding 16 mm	-	-	1	7	-	-
8406820000 Turbines oth than marine propulsion ofan output not exceeding 40 MW	7.778	208.420	-	-	-100,00	-100,00
8484100000 Gaskets&similar joint metal sheetingcombined with oth material/2 more layers	-	-	1	4	-	-
<b>112 Hongkong</b>	<b>130</b>	<b>1.431</b>	<b>-</b>	<b>-</b>	<b>-100,00</b>	<b>-100,00</b>
6203429000 Men's/boy's trousers, breeches&shortsof cotton, not knitted/crocheted	4	300	-	-	-100,00	-100,00
6210501000 Oth female garmnt of 5602/03;5903/06/07for protect work from fire	67	403	-	-	-100,00	-100,00
8517709900 Other aerials or antennae	59	728	-	-	-100,00	-100,00
<b>114 Korea Selatan</b>	<b>3.526.880</b>	<b>1.183.435</b>	<b>-</b>	<b>-</b>	<b>-100,00</b>	<b>-100,00</b>
3102210000 Ammonium sulphate	3.500.000	1.032.500	-	-	-100,00	-100,00
8701209000 Road tractors for semi-trailers, not ckd	26.880	150.935	-	-	-100,00	-100,00



**LANJUTAN TABEL 2.7. DATA IMPOR KALIMANTAN TENGAH MENURUT NEGARA ASAL DAN KOMODITAS HS 2012, 2011-2012**

NEGARA ASAL / KOMODITI HS 2012	2011		2012		% PERUBAHAN	
	BERAT KG	NILAI US\$	BERAT KG	NILAI US\$	BERAT	NILAI
	(1)	(2)	(3)	(4)	(5)	(6)
<b>116 China</b>	<b>26.096</b>	<b>105.036</b>	<b>2.495.821</b>	<b>6.341.108</b>	<b>9.464,00</b>	<b>5.937,08</b>
4016993000 Rubber bands	201	800	-	-	-100,00	-100,00
7117199000 Parts of oth imitation jewellery of basemetal,whether/not plated w/ prec metal	21	534	-	-	-100,00	-100,00
7309009900 Oth reservoir,tank,vat&similar,iron/steel,cap.>300ltr,not lined/heat-insulated	-	-	618.931	1.368.784	-	-
7310109090 Tank,cask,drum,can,boxe&similar,cap.>50L&<=300L,not tinplate,not casting&forging	-	-	8.809	24.892	-	-
8205100000 Drilling, threading or tapping tools	-	-	4	52	-	-
8301100000 Padlocks	-	-	2	90	-	-
8402121100 Watertube boilers elect. with a steam15 tons <= steam prod.<45tons/hours	-	-	212.565	417.000	-	-
8412800000 Oth engines and motors	-	-	21.934	61.843	-	-
8413811900 Water pump with flow rate >= 13000 m/h	-	-	12.585	35.711	-	-
8414804900 oth Gas compr modul for use in oil drilloth than those of subhd 841430 & 841440	-	-	4.495	12.870	-	-
8414809000 Hoods having maximum horizontalside > 120 cm for air pumps	-	-	8.989	25.360	-	-
8419891900 Oth mach for making hot drinks/for cooking/heating food,electricall operate	-	-	253.315	716.095	-	-
8419901900 Parts, oth machicne electrically operated	-	-	12.225	34.640	-	-
8421299000 Oth filtering machinery & apparatus forliquids not electrically operated	-	-	54.834	155.291	-	-
8425390000 Oth winches;capstans,oth than powered by oth electric motor	-	-	13.843	39.001	-	-
8428329000 Oth continuous act elevators &conveyors of bucket type,not used for agri type	-	-	56.156	89.562	-	-
8428399000 Oth continuous-action elevators&conveyor, for goods/materials	-	-	424.647	1.200.900	-	-
8428909000 Other machine for lifting, handling, loading/unloading	-	-	196.503	555.682	-	-
8464201000 Grinding/polishing machines,electrically operated	-	-	75.850	117.185	-	-
8474311000 Concrete/mortar mixers, electricallyoperated	-	-	33.800	110.190	-	-
8479201000 Mach for the extract/preparation ofanimal/fix vegetabl fat/oil, elect oprtd	-	-	270.932	766.217	-	-
8479821000 Mixing,kneading,crush,grind,screen,sift,homogenis,& emulsift/stirr machelectrica	-	-	87.195	246.650	-	-
8479903000 Part of oth electrically operatedmachine	-	-	68.137	192.437	-	-
8481301000 Check (nonreturn) valve of swing check-valve type,40 cm ?inlets intl dia<60cm	4.440	17.795	-	-	-100,00	-100,00
8481806200 Cast iron gate valve,inlet diamtr? 4cm&cast iron butterfly valve,inlet dia ?8cm	2.805	11.242	-	-	-100,00	-100,00
8481807200 Other ball valves	2.000	8.020	-	-	-100,00	-100,00
8481807300 Gate valve>manual operate,of iron/steel,5cm ?inlet/outlet internal diamt < 40 cm	16.629	66.645	-	-	-100,00	-100,00
8483500000 Flywheels&pulleys,including pulley block	-	-	6.000	6.486	-	-
8716394000 Agricultural trailers and semi-trailers	-	-	30.563	86.338	-	-
9026802000 Oth instruments/app for measuring/check,flow/level/press,not electric operated	-	-	7	340	-	-
9406009900 Oth prefabricated buildings oth of wood,iron, plastics, aluminium, concrete	-	-	23.500	77.492	-	-

**LANJUTAN TABEL 2.7. DATA IMPOR KALIMANTAN TENGAH MENURUT NEGARA ASAL DAN KOMODITAS HS 2012, 2011-2012**

NEGARA ASAL / KOMODITI HS 2012	2011		2012		% PERUBAHAN	
	BERAT KG	NILAI US\$	BERAT KG	NILAI US\$	BERAT	NILAI
(1)	(2)	(3)	(4)	(5)	(6)	(7)
<b>121 Thailand</b>	-	-	<b>10.485</b>	<b>237.898</b>	-	-
8419509010 Condensers for air conditioners for motor vehicles	-	-	1.072	24.109	-	-
8419509040 Oth condensers not electrically operated	-	-	3.753	85.387	-	-
8419602000 Machinery for liquefying air or other gases not electrically operated	-	-	2.587	58.694	-	-
8421399000 Filtering machines & apparatus for gases	-	-	3.073	69.708	-	-
<b>122 Singapura</b>	<b>2.609.451</b>	<b>9.600.008</b>	<b>8.704.744</b>	<b>13.233.386</b>	<b>233,59</b>	<b>37,85</b>
2713200000 Petroleum bitumen	1.496.310	942.675	2.285.118	1.526.458	52,72	61,93
2714900000 Asphalites and asphaltic rocks	-	-	4.566.218	3.005.696	-	-
3926909100 Other articles of plastics & other material of kind used for grain storage	7	143	-	-	-100,00	-100,00
4016939000 Oth gaskets, washers & oth seals	55	2.911	-	-	-100,00	-100,00
4016940000 Boat/dock fenders, whether/not inflatable	-	-	1.120	8.572	-	-
6117900000 Other parts of garment, knitted/crocheted	17	451	-	-	-100,00	-100,00
7302100000 Rails of iron or steel	-	-	192.611	203.436	-	-
7302909000 Other than sleepers, of iron or steel	-	-	695	680	-	-
7309001100 Reservoir, tank, vat & similar, of iron/steel, cap. >300ltr, lined/heat-insulated	981	12.560	-	-	-100,00	-100,00
7315121000 Other roller chain of mild steel bicycle or motorcycle chain	173	592	-	-	-100,00	-100,00
7315899000 Other chain of mild steel not for motorcycles and bicycles	14.203	181.094	-	-	-100,00	-100,00
7318150000 Screw metal with/without nuts/washers with an external diameter <=16 mm	79	2.863	1.475	1.469	1.767,09	-48,69
7318160000 Nuts with an external diameter not exceeding 16 mm	25	2.709	130	112	420,00	-95,87
7318220000 Other washers with an external diameter not exceeding 16 mm	86	4.980	-	-	-100,00	-100,00
7318290000 Oth non threaded articles with an external diameter <= 16 mm	80	4.503	-	-	-100,00	-100,00
7320201000 Helical springs for motor vehicles	11	1.049	-	-	-100,00	-100,00
7411290000 Other copper tubes and pipes	1	190	-	-	-100,00	-100,00
8302301000 Hasps	5	739	-	-	-100,00	-100,00
8412210000 Hydraulic power engines and motors with linear acting (cylinders)	1.189	14.468	-	-	-100,00	-100,00

**LANJUTAN TABEL 2.7. DATA IMPOR KALIMANTAN TENGAH MENURUT NEGARA ASAL DAN KOMODITAS HS 2012, 2011-2012**

NEGARA ASAL / KOMODITI HS 2012	2011		2012		% PERUBAHAN	
	BERAT KG	NILAI US\$	BERAT KG	NILAI US\$	BERAT	NILAI
	(1)	(2)	(3)	(4)	(5)	(6)
8412290000 Hydraulic power engines and motorswith other linear acting (cylinders)	-	-	16.046	282.536	-	-
8412390000 Pneumatic power engines and motorswith other linear acting (cylinders)	-	-	1.520	1.487	-	-
8413190000 OthPumps for dispens fuel/lubricants ofthe type used in fill station/in garage	11.895	322.557	-	-	-100,00	-100,00
8413309900 Other Cooling medium pumps for internalcombustion piston engines	24	1.775	-	-	-100,00	-100,00
8413811110 Water pump with flow rate <= 8000 m/hwith electrically operated	3.484	44.400	-	-	-100,00	-100,00
8419509030 Oth condensers electrically operated	760	20.187	-	-	-100,00	-100,00
8419891900 Oth mach for making hot drinks/for cooking/heating food,electricall operate	-	-	23.851	633.069	-	-
8421299000 Oth filtering machinery & apparatus forliquids not electrically operated	8.057	176.906	-	-	-100,00	-100,00
8425390000 Oth winches;capstans,oth than powered by oth electric motor	44.388	565.880	-	-	-100,00	-100,00
8428399000 Oth continuous-action elevators&conveyor, for goods/materials	45.463	447.789	-	-	-100,00	-100,00
8431399000 Part of other lifting,handling/loadingmachine	-	-	1.559.071	7.128.636	-	-
8431499000 Oth parts suitable use of machinery ofheading 84.30	95	1.545	9.116	8.922	9.495,79	477,48
8474392000 Other mixing/kneading machinesnot electrically operated	1.014	12.960	-	-	-100,00	-100,00
8479201000 Mach for the extract/preparation ofanimal/fix vegetabl fat/oil, elect oprtd	47.033	2.600.401	-	-	-100,00	-100,00
8479821000 Mixing,kneading,crush,grind,screen,sift,homogenis & emulsift/stirr machelectrica	-	-	4.800	213.514	-	-
8481101100 Pres-reduce valve,iron/steel, manual	255	19.401	-	-	-100,00	-100,00
8482400000 Needle roller bearings	8	519	-	-	-100,00	-100,00
8482800000 Oth,includ.combined ball/roller bearings	30	1.590	-	-	-100,00	-100,00
8483409000 Gear&gearing oth than toothed wheels,for oth mar.vsl/mach of moving grading	56.876	530.805	-	-	-100,00	-100,00
8483500000 Flywheels&pulleys,including pulley block	14	2.381	40.472	210.144	288.985,71	8.725,87
8501522900 Other motor ac, multi-phase of1 kw < an output ? 37.5 kw	-	-	2.501	8.655	-	-
8502392000 Oth generating sets not wind-powered of10 kva < output ? 10000 kva	870.176	3.550.000	-	-	-100,00	-100,00
8504404000 Inverters	120	12.307	-	-	-100,00	-100,00
8511402100 Other unassembled starter motors forengine vehicle of car, transport&special	97	3.118	-	-	-100,00	-100,00
8537109100 Switchboard used in radio equipmentor electric fans	3.971	94.071	-	-	-100,00	-100,00
8544309100 Ignition wiring sets,not wiring set,usedin vehicle,aircraft/ship;insulate rubber	217	4.982	-	-	-100,00	-100,00
8708911500 Radiators for tractors	40	1.331	-	-	-100,00	-100,00
8708996100 Chasis frames for vehiclesfor transport ,>=10 person	219	9.722	-	-	-100,00	-100,00
9031801000 Cable tester	1	597	-	-	-100,00	-100,00
9405209000 lamps of electric table,desk, bedside/floor-standing lamps	1.992	2.857	-	-	-100,00	-100,00

**LANJUTAN TABEL 2.7. DATA IMPOR KALIMANTAN TENGAH MENURUT NEGARA ASAL DAN KOMODITAS HS 2012, 2011-2012**

NEGARA ASAL / KOMODITI HS 2012	2011		2012		% PERUBAHAN	
	BERAT KG	NILAI US\$	BERAT KG	NILAI US\$	BERAT	NILAI
(1)	(2)	(3)	(4)	(5)	(6)	(7)
<b>124 Malaysia</b>	<b>26.623.489</b>	<b>66.588.871</b>	<b>23.332.350</b>	<b>81.008.008</b>	<b>-12,36</b>	<b>21,65</b>
2301100000 Flours, meals & pellets, of meat / meatoffal; greaves	2	14	-	-	-100,00	-100,00
2713200000 Petroleum bitumen	3.659.655	2.123.800	6.013.647	4.019.574	64,32	89,26
2809203900 Phosphoric acids, hypophoric acids,except Hypophosphoric acids; food grade	-	-	40.000	50.000	-	-
3103909000 Other mineral or chemical fertilisers,phosphatic, oth than superphosphates	1.750.000	369.250	-	-	-100,00	-100,00
3105900000 Oth mineral/chemical fertiliser cont 2/3elements nitrogen,phosphorus&potassium	420.000	192.360	-	-	-100,00	-100,00
3923309000 Other carboys, bottles, flasks & similar article	6	49	-	-	-100,00	-100,00
3923500000 Stoppers, lids, caps and other closures	-	-	13.540	62.029	-	-
3926905300 Transmission or conveyor belts or beltin	4	35	-	-	-100,00	-100,00
3926909100 Other articles of plastics & othermaterial of kind used for grain storage	4.968	12.106	-	-	-100,00	-100,00
4001101100 Centrifuge concentrat,containing ammonia >= 0.5%;natural rubber latex	-	-	1.295	4.992	-	-
4016939000 Oth gaskets, washers & oth seals	48	424	-	-	-100,00	-100,00
4823201000 Filter paper in rolls or sheets,instrips,rolls or sheets	609	5.493	-	-	-100,00	-100,00
4901991000 Educational, technical, scientific,historical or cultural books	394	3.411	-	-	-100,00	-100,00
5101110000 Shorn wool, not carded/combed, greasy,including fleece-washed wool	-	-	366	1.200	-	-
5902109100 Tyre cord fabrics of nylon or otherpolyamides of nylon-6 yarn	810	19.020	-	-	-100,00	-100,00
6905100000 Roofing tiles of ceramic	-	-	184	600	-	-
7017900000 Laboratory,hygienic/pharmaceuticalglassware,nor fused quartz/fused silica	481	4.344	87	981	-81,91	-77,42
7217909000 Oth wire iron/non-alloy steel,plate/coatwith other metals, 0.25%>=cont.carbon	40	361	-	-	-100,00	-100,00
7304190000 Oth.tube,pipe&hollow profile,seamless,line pipe of a kind use for oil/gas pipe	235.512	717.320	97.592	344.867	-58,56	-51,92
7306191000 Oth line pipe use for oil/gas pipe weldeoth stainless steel,electronic resistanc	-	-	29.642	103.008	-	-
7306199000 Oth line pipe use for oil/gas pipe weldeoth stainles stel,not ERW&spiral/helical	-	-	10.115	37.700	-	-
7306909090 Oth.thn bundy-weld pipes & tubes, withinternal diameter > 12,5mm	401.560	1.265.343	-	-	-100,00	-100,00
7307190000 Cast fitting of other than non-malleablecast iron	170	2.400	-	-	-100,00	-100,00
7307211000 Oth pipe of stainless steel flangesinternal diameter<15cm	-	-	615	265	-	-
7307221000 Oth pipe,stainless steel threaded ellbow,bends&sleeves,internal diameter<15cm	-	-	66	28	-	-
7307291000 Oth stainlss steel oth.than flanges,butt welding,threaded elbow,bend&sleeve<15cm	197	1.705	-	-	-100,00	-100,00
7307299000 Oth stainlss steel oth.than flanges,butt welding,threaded elbow,bend&sleeve>=15cm	-	-	11.560	43.200	-	-

**LANJUTAN TABEL 2.7. DATA IMPOR KALIMANTAN TENGAH MENURUT NEGARA ASAL DAN KOMODITAS HS 2012, 2011-2012**

NEGARA ASAL / KOMODITI HS 2012	2011		2012		% PERUBAHAN	
	BERAT KG	NILAI US\$	BERAT KG	NILAI US\$	BERAT	NILAI
	(1)	(2)	(3)	(4)	(5)	(6)
7307919000 Oth tube or pipe fittings flanges,internal diameter>=15cm	-	-	4.448	21.814	-	-
7307991000 Oth tube/pipe fittings,not butt welding/flanges/elbows,internal diameter<15cm	20.028	92.628	199.836	586.505	897,78	533,18
7307999000 Oth tube/pipe fittings,not butt welding/flanges/elbows,internal diameter>=15cm	-	-	110.282	534.204	-	-
7308906000 Other structures & parts of structures,perforated cable trays	386.688	1.216.555	9.730	5.700	-97,48	-99,53
7308909200 Other structures & parts of structures,guardrails	-	-	1.309	7.402	-	-
7308909900 Other structures & parts of structures,not guardrails	-	-	260.784	921.156	-	-
7309001100 Reservoir,tank,vat&similar,of iron/steel,cap.>300ltr,lined/heat-insulated	1.662.885	6.488.152	213.363	949.442	-87,17	-85,37
7309001900 Reservoir,tank,vat&similar,of iron/steel,cap.>300ltr,not lined/heat-insulated	-	-	1.065	4.000	-	-
7309009100 Oth reservoi,tank,vat&similar,iron/steel,cap.>300ltr,lined/heat-insulated	-	-	39.170	395.785	-	-
7309009900 Oth reservoi,tank,vat&similar,iron/steel,cap.>300ltr,not lined/heat-insulated	-	-	746.170	3.139.227	-	-
7315121000 Other roller chain of mild steelbicycle or motorcycle chain	61.686	150.794	-	-	-100,00	-100,00
7315899000 Other chain of mild steel not formotorcylcles and bicycles	17.622	108.139	428	2.377	-97,57	-97,80
7316000000 Anchors, grapnels and parts thereof, ofiron or steel	-	-	17.188	64.300	-	-
7318120000 Other wood screws with an externaldiameter not exceeding 16 mm	1.718	15.251	-	-	-100,00	-100,00
7318130000 Screw hooks and screw rings with anexternal dmtr not exceeding 16mm	150	1.332	-	-	-100,00	-100,00
7318160000 Nuts with an external diameter notexceeding 16 mm	-	-	21	68	-	-
7318190000 Other threaded articles of an externaldiameter not exceeding 16 mm	-	-	2.285	10.480	-	-
7322900000 Other radiators for central heating	-	-	26.984	110.000	-	-
7326209000 Poultry cages and the like oth thanarticles of iron or steel wire	1.706	15.147	-	-	-100,00	-100,00
7326906000 Bunsen burners	91	818	-	-	-100,00	-100,00
7326909910 Spouts and cups for latex collection	-	-	794	2.600	-	-
7326909990 Other articles not forged or steamed	-	-	11.378	58.442	-	-
7419999090 Other articles of non copper	-	-	4.752	23.307	-	-
7612909000 Oth.aluminium casks,drums,cans, boxes &containers, for any material	31	277	-	-	-100,00	-100,00
7614909000 Other stranded wire without steel core	3	30	-	-	-100,00	-100,00
7907009990 Oth articles of zinc	-	-	3.498	13.200	-	-
8208400000 Knives&cutting blades for agricultural , horticultural or forestry machines	-	-	2.808	13.779	-	-

**LANJUTAN TABEL 2.7. DATA IMPOR KALIMANTAN TENGAH MENURUT NEGARA ASAL DAN KOMODITAS HS 2012, 2011-2012**

NEGARA ASAL / KOMODITI HS 2012	2011		2012		% PERUBAHAN	
	BERAT KG	NILAI US\$	BERAT KG	NILAI US\$	BERAT	NILAI
(1)	(2)	(3)	(4)	(5)	(6)	(7)
8208900000 Other knives and cutting blades formachines or for mechanical appliances	-	-	121	591	-	-
8215990000 Other similar kitchen and tableware	856	7.715	-	-	-100,00	-100,00
8304009100 Other similar office or desk equipmentof aluminium	743	6.700	-	-	-100,00	-100,00
8402111000 Watertube boiler with steam production> 45 t/ h with electrical operated	542.255	1.492.883	28.944	102.323	-94,66	-93,15
8402121100 Watertube boilers elect. with a steam15 tons <= steam prod.< 45tons/hours	2.335.978	9.448.379	1.659.808	7.676.655	-28,95	-18,75
8402121900 Watertube boilers electric with a steamprod < 15 tons /hours	221.555	710.000	-	-	-100,00	-100,00
8402901000 Part of boiler bodies or shells	8.500	34.223	9.949	74.459	17,05	117,57
8402909000 Oth than part of boiler bodies or shells	4.500	20.730	92.446	61.011	1.954,36	194,31
8403909000 Oth Boiler bodies or shells central heatboilers oth than those of heading 84.02.	3.423	8.191	-	-	-100,00	-100,00
8404101090 Economiser,super-heaters,gas revererswith boilers of heading 84.02	35.912	208.374	6.049	25.481	-83,16	-87,77
8405100000 Producer gas/water gas generators,with or without purifiers; acetylene gas	20	184	-	-	-100,00	-100,00
8406820000 Turbines oth than marine propulsion ofan output not exceeding 40 MW	11.010	195.355	47.045	1.483.273	327,29	659,27
8406900000 Part of turbines for marine propulsion	3.478	8.540	-	-	-100,00	-100,00
8412210000 Hydraulic power engines and motorswith linear acting (cylinders)	-	-	47	228	-	-
8412290000 Hydraulic power engines and motorswith other linear acting (cylinders)	22.975	115.832	7.431	87.392	-67,66	-24,55
8412390000 Pneumatic power engines and motorswith other linear acting (cylinders)	31.807	77.079	-	-	-100,00	-100,00
8412800000 Oth engines and motors	19.539	47.986	-	-	-100,00	-100,00
8413190000 OthPumps for dispens fuel/lubricants ofthe type used in fill station/in garage	23.532	140.289	125.216	528.754	432,11	276,90
8413201000 Water pump for hand pump,oth than those of subheading 8413.11 / 8413.19	-	-	17.326	73.313	-	-
8413209000 Oth Water pump for hand pump,oth than those of subheading 8413.11 / 8413.19	-	-	3.574	13.320	-	-
8413309900 Other Cooling medium pumps for internalcombustion piston engines	-	-	1.521	5.800	-	-
8413609000 Oth rotary positive displacementpumps, with flow rate > 13000 m/h	-	-	684	2.500	-	-
8413701100 Oth Ctrfgl pumps;sgl stage,water pmp forbelt drvr /drct coupl with diamtr<200 mm	10.565	86.985	-	-	-100,00	-100,00
8413701900 Oth centrifugal pumps;single suctionhorizontal shaft water pumps	-	-	15.066	68.381	-	-
8413703100 Submersible water pumps with an inletdiameter <= 200 mm	22.660	110.662	-	-	-100,00	-100,00
8413703900 Submersible water pumps with an inletdiameter => 200 mm	-	-	38.061	247.500	-	-

**LANJUTAN TABEL 2.7. DATA IMPOR KALIMANTAN TENGAH MENURUT NEGARA ASAL DAN KOMODITAS HS 2012, 2011-2012**

NEGARA ASAL / KOMODITI HS 2012	2011		2012		% PERUBAHAN	
	BERAT KG	NILAI US\$	BERAT KG	NILAI US\$	BERAT	NILAI
	(1)	(2)	(3)	(4)	(5)	(6)
8413811110 Water pump with flow rate <= 8000 m/hwith electrically operated	394.643	1.249.839	57.114	255.919	-85,53	-79,52
8413811120 Water pump with flow rate <= 8000 m/hwith not electrically operated	-	-	557	20.288	-	-
8413811900 Water pump with flow rate >= 13000 m/h	-	-	105.597	446.461	-	-
8413919000 Part of other pumps	-	-	1.217	4.600	-	-
8414100000 Vakum pumps	7.761	86.632	4.375	31.446	-43,63	-63,70
8414309000 Compr kind refgrt eqp oth with cap refr<21.10 kw or displacmnt perrevl=>220 cc	571	2.863	4.209	19.742	637,13	589,56
8414592000 Explosion-proof air fans of kind used inunderground mining with cap < 125 kw	6.831	55.681	-	-	-100,00	-100,00
8414593000 Blower with capacity < 125 kw	-	-	21.959	137.229	-	-
8414594900 Oth fans of a capacity <125 kw withprotective screen	-	-	5.072	26.831	-	-
8414595000 Fans window with blowers	10.203	65.019	-	-	-100,00	-100,00
8414599100 Fans floor with protective screen	-	-	8.177	82.612	-	-
8414599900 Oth fans floor with protective screen	-	-	71.551	409.238	-	-
8414801300 Hoods have max horizon side>120 cm,fittwith a filter for laminer airflow cabin	447	10.500	-	-	-100,00	-100,00
8414801900 Hoods have max horizontal side>120 cm,no fitt with filter,not suit for ind use	-	-	10.419	39.000	-	-
8414804900 oth Gas compr modul for use in oil drilloth than those of subhd 841430 & 841440	-	-	9.122	289.170	-	-
8414809000 Hoods having maximum horizontalside > 120 cm for air pumps	63.608	240.705	143.160	588.062	125,07	144,31
8415811900 Inc.refri,revers heat pump,use inaircraft oput>21.10kw,air flow<67.96m3/m	397	2.300	-	-	-100,00	-100,00
8419199000 Instant water heaters oth than gas ,not for household type, non electric	-	-	135.500	550.629	-	-
8419311090 Oth.than evaporators,dryers for agriproducts, electrically operated	2.664	34.707	-	-	-100,00	-100,00
8419312000 Dryers for agriculture products, nonelectrically operated	71.738	438.394	-	-	-100,00	-100,00
8419391900 Other dryers machine electrically operated	27.963	135.395	212.153	919.075	658,69	578,81
8419392000 Other dryers machine not electrically operated	746	3.664	-	-	-100,00	-100,00
8419401000 Distilling/rectifying plant electrically operated	143.029	485.063	13.175	133.338	-90,79	-72,51
8419501000 Heat exchange units for Cooling towers	85.167	218.630	44.200	176.095	-48,10	-19,46
8419509020 Oth condensers for air conditioners	-	-	19.108	303.190	-	-
8419509030 Oth condensers electrically operated	52.270	463.028	-	-	-100,00	-100,00

**LANJUTAN TABEL 2.7. DATA IMPOR KALIMANTAN TENGAH MENURUT NEGARA ASAL DAN KOMODITAS HS 2012, 2011-2012**

NEGARA ASAL / KOMODITI HS 2012	2011		2012		% PERUBAHAN	
	BERAT KG	NILAI US\$	BERAT KG	NILAI US\$	BERAT	NILAI
(1)	(2)	(3)	(4)	(5)	(6)	(7)
8419891900 Oth mach for making hot drinks/for cooking/heating food,electricall operate	695.277	2.593.724	1.547.035	7.695.896	122,51	196,71
8419901900 Parts, oth machicne electrically operated	24.790	587.863	-	-	-100,00	-100,00
8419902900 Part machine,non-electric op,for treatby proces involve heat ,not household ty	-	-	183	6.564	-	-
8420109000 Oth calendering/oth rolling machine	1.727	10.000	-	-	-100,00	-100,00
8421191000 Centrifuges,including centrifugal dryers for sugar manufacture	8.633	72.292	-	-	-100,00	-100,00
8421199000 Oth centrifuges,including centrifugal dryers	4.140	10.150	-	-	-100,00	-100,00
8421211900 Oth filtering/purifiying water machin& app of a capacity <= 500 l/h	6.128	15.000	18.356	65.117	199,54	334,11
8421212200 Filtering/purifiying water machine & app,electrically operated of a cap> 500 l/h	120.239	390.475	25.817	119.680	-78,53	-69,35
8421212300 Filtering/purifiying water machine & app,non electric operated of a cap> 500 l/h	-	-	7.342	31.750	-	-
8421239900 Petrol filters for internal combustionengines machinery pos 8429 or 8430	12.417	61.511	-	-	-100,00	-100,00
8421299000 Oth filtering machinery & apparatus forliquids not electrically operated	89.123	767.606	154.690	1.267.062	73,57	65,07
8421319000 Oth intake air filters for internalcombustion engines	577	8.150	-	-	-100,00	-100,00
8421399000 Filtering machines&apparatus for gases	15.649	52.687	2.486	19.107	-84,11	-63,73
8423301000 Constan weight scales,predetermin weightscales & hopper scales,electric operat	1.049	54.111	-	-	-100,00	-100,00
8423812000 Oth weighing machinery,max capacity<=30 kg, not electrically operated	-	-	20.838	77.400	-	-
8423891000 Oth weigh mach,oth.capacity > 5 000kg,electrically operated	13.052	48.089	2.666	9.389	-79,57	-80,48
8424300000 Steam/sand blasting machines&similar jet projecting machines, electrical operate	-	-	9.344	40.256	-	-
8424811000 Oth spraying liquid machine for agricul/hortikultural, drip irrigation systems	2.590	12.651	4.944	19.749	90,89	56,11
8426199000 Other transporter cranes	12.250	92.600	752	14.505	-93,86	-84,34
8428209000 Oth pneumatic elevators & conveyors	2.932	26.007	-	-	-100,00	-100,00
8428329000 Oth continuous act elevators &conveyors of bucket type,not used for agri type	1.222.496	4.745.644	1.958.450	8.149.716	60,20	71,73
8428391000 Other elevator of kind use foragriculture	2.190	17.238	-	-	-100,00	-100,00
8428399000 Oth continuous-action elevators&conveyor, for goods/materials	6.546.960	4.171.979	329.406	1.295.109	-94,97	-68,96
8428909000 Other machine for lifting, handling, loading/unloading	118.071	288.610	-	-	-100,00	-100,00
8429190000 Bulldozer & angledozers other than track laying	-	-	203	3.921	-	-
8429590000 Mech shovels,excavators & shove loaderoth front-end shovel,cannot revolving 36	1.950	9.700	-	-	-100,00	-100,00
8431399000 Part of other lifting,handling/loadingmachine	597	7.011	-	-	-100,00	-100,00
8432400000 Manure spreaders ,fertiliser distributor	1.000	12.810	-	-	-100,00	-100,00



**LANJUTAN TABEL 2.7. DATA IMPOR KALIMANTAN TENGAH MENURUT NEGARA ASAL DAN KOMODITAS HS 2012, 2011-2012**

NEGARA ASAL / KOMODITI HS 2012	2011		2012		% PERUBAHAN	
	BERAT KG	NILAI US\$	BERAT KG	NILAI US\$	BERAT	NILAI
	(1)	(2)	(3)	(4)	(5)	(6)
8432909000 Parts oth machinery for soil preparation/cultivation	221	1.964	-	-	-100,00	-100,00
8433520000 Other threshing machinery	160.508	729.585	95.768	343.374	-40,33	-52,94
8435101000 Presses,crushers & manufacture of wine,cider,fruit juices,electric operated	62.706	488.802	193.600	920.000	208,74	88,22
8435901000 Parts of presses,crushers & manufactureof wine,cider,fruit juices,electr opera	4.355	34.374	3.859	9.236	-11,39	-73,13
8436801100 Other agric or horticultural machine,electric operated, inc Germination plant	-	-	9.285	47.250	-	-
8437103000 Machine for clean,sorting/grading seed ,grain dried leguminous vegetables,electr	-	-	15.073	76.650	-	-
8438809100 Other machine for the industrial preparation/manufacture, electric operated	450	590	-	-	-100,00	-100,00
8443120000 Ofset printing machinery, sheet - fed,office type (use sheet<22x36cm)	17	150	-	-	-100,00	-100,00
8459691000 Other milling machines, electricallyoperated	5.451	20.806	16.729	88.660	206,90	326,13
8460391000 Oth sharpening (tool/cutter grinding)machines, electrically operated	-	-	25.612	69.800	-	-
8467190000 Tool for working in the hand,pneumatic,in other type	449	2.600	650	704	44,77	-72,92
8468800000 Other machinery and apparatus	-	-	128	420	-	-
8471309000 Oth portable digital automatic dataprocmach,weigh not more than 10 kg	100	904	-	-	-100,00	-100,00
8472903000 Other office machines,electrically operated	-	-	5	1.308	-	-
8474101000 Sorting,screening,separating/washingmachines, electrically operated	167.274	846.646	258.369	867.631	54,46	2,48
8474102000 Sorting,screening,separating/washingmachines, not electrically operated	-	-	5.628	21.000	-	-
8474201900 Crushing/grinding mach for earth,oresoth mineral substances,elect operated	215.295	1.450.751	75.312	265.986	-65,02	-81,67
8474391000 Other mixing/kneading machineselectrically operated	8.009	24.529	280	7.705	-96,50	-68,59
8474801000 Mach for agglomerating,shaping/mauldsolid mineral fuels,electric operated	-	-	20.896	566.970	-	-
8479101000 Machinery for public works,building/the like electrically operated	-	-	7.720	35.090	-	-
8479201000 Mach for the extract/preparation ofanimal/fix vegetabl fat/oil, elect oprtd	1.815.648	10.566.991	4.846.241	18.299.637	166,92	73,18
8479202000 Mach for the extract/preparation of animal/fix vegetabl fat/oil,not electrically	21.021	344.081	22.040	82.632	4,85	-75,98
8479821000 Mixing,kneading,crush,grind,screen,sift,homogenis,& emulsift/stirr machelectrica	154.080	933.491	268.321	1.323.086	74,14	41,74
8479892000 Machinery for assembling CPU	-	-	687	2.250	-	-
8479893000 Oth mach for assembling CPU daughterboard in plastic case/housing,elect oprt	-	-	72.091	486.952	-	-
8479894000 Oth mach for assembling CPU daughterboard in plastic case/housing,not electr	-	-	8.137	30.470	-	-
8479903000 Part of oth electrically operatedmachine	3.501	31.072	304.370	1.566.673	8.593,80	4.942,07

**LANJUTAN TABEL 2.7. DATA IMPOR KALIMANTAN TENGAH MENURUT NEGARA ASAL DAN KOMODITAS HS 2012, 2011-2012**

NEGARA ASAL / KOMODITI HS 2012	2011		2012		% PERUBAHAN	
	BERAT KG	NILAI US\$	BERAT KG	NILAI US\$	BERAT	NILAI
(1)	(2)	(3)	(4)	(5)	(6)	(7)
8479904000 Part of nonelectrically operated machinery	-	-	2.500	1.000	-	-
8481101900 Pres-reduce valve, iron/steel, automatic operate, 5 cm ? internal diamtr <40cm	-	-	128.804	518.600	-	-
8481301000 Check (nonreturn) valve of swing check-valve type, 40 cm ? inlets intl dia <60cm	-	-	266	2.785	-	-
8481309000 Other check (nonreturn) valves	45.953	112.180	505	2.897	-98,90	-97,42
8481409000 Oth safety/relief valves	24.342	59.580	904	5.147	-96,29	-91,36
8481806200 Cast iron gate valve, inlet diamtr? 4cm&cast iron butterfly valve, inlet dia ?8cm	2.057	35.333	-	-	-100,00	-100,00
8481807200 Other ball valves	-	-	2.681	17.097	-	-
8481807300 Gate valve, manual operate, of iron/steel, 5cm ? inlet/outlet internal diamt < 40 cm	-	-	2.456	22.762	-	-
8481809900 Other Fuel cut-off for vehicle	-	-	50.996	237.659	-	-
8481909000 Others parts for taps, cocks, valves and similar appliances	-	-	2.780	15.791	-	-
8483109000 Other transmission shafts	32	282	19	50	-40,63	-82,27
8483402000 Gear&gearing oth than toothed wheels, for marine vessels	16.228	128.146	-	-	-100,00	-100,00
8483409000 Gear&gearing oth than toothed wheels, for oth mar.vsl/mach of moving grading	8.777	21.792	92.862	735.518	958,02	3.275,17
8483600000 Clutches & shaft couplings (including universal joints)	2.030	16.045	553	10.453	-72,76	-34,85
8483901900 Oth. parts of goods of trans. shafts	-	-	38	97	-	-
8483909900 Oth toothed wheels, chain sproccated	-	-	356	4.197	-	-
8501109900 Others spindle (AC/DC) motors	18.508	68.603	9.521	33.571	-48,56	-51,06
8501523100 Motor ac, multi-phase of an output > 37.5 kw	1.787	14.109	-	-	-100,00	-100,00
8502122000 Electric generating sets & rotary conv. 125 kva < an output ? 375 kva	4.617	32.878	-	-	-100,00	-100,00
8502139000 Oth. elect generating sets&rotary conv. of an output > 12500 kva	-	-	11.500	179.844	-	-
8502203000 Generat sets with spark-ignition interncombst pist 100 kva < output ? 10000 kva	29.316	396.104	201.504	1.152.073	587,35	190,85
8502392000 Oth generating sets not wind-powered of 10 kva < output ? 10000 kva	11.692	27.678	-	-	-100,00	-100,00
8504312100 Ring current tranformers with voltagerating ? 110 kv	9.147	24.312	-	-	-100,00	-100,00
8504321900 Oth matching transformers, pwr handling 1 kva < capacity ? 5 kva	70	636	-	-	-100,00	-100,00
8512400000 Windscreen wiper, defroster & demisters	1.444	12.791	-	-	-100,00	-100,00
8515290000 Mach and app for resistance welding of metal, non-automatic	-	-	224	1.080	-	-

**LANJUTAN TABEL 2.7. DATA IMPOR KALIMANTAN TENGAH MENURUT NEGARA ASAL DAN KOMODITAS HS 2012, 2011-2012**

NEGARA ASAL / KOMODITI HS 2012	2011		2012		% PERUBAHAN	
	BERAT KG	NILAI US\$	BERAT KG	NILAI US\$	BERAT	NILAI
	(1)	(2)	(3)	(4)	(5)	(6)
8531101000 Burglar alarms	9.171	119.385	-	-	-100,00	-100,00
8535400000 Lightning arresters,voltage limiters andsurge suppressors	5.894	38.786	21.484	143.025	264,51	268,75
8535901000 Bushing and tap changer assemblies for electricity distrib/power transformers	2	14	-	-	-100,00	-100,00
8535909000 Oth bushing and tap changer assembl. for electricity distrib/power transformers	672	3.888	-	-	-100,00	-100,00
8536909900 Oth cable connector,for a current >= 16A	-	-	798	9.387	-	-
8537101100 Control panel use in distributed controlsystem;voltage<1000V	293.885	1.435.642	606.414	2.289.757	106,34	59,49
8537101900 Other control panel	-	-	5.719	20.968	-	-
8537109100 Switchboard used in radio equipmentor electric fans	17.967	44.000	5.324	20.000	-70,37	-54,55
8537109900 Switchboard use for other prposes	-	-	10.382	122.088	-	-
8537201900 Switchboards incorp. elect instrum forbreak,connect/protect elect circ<=66 KV	105.272	389.348	71.476	253.921	-32,10	-34,78
8537202900 Control panels incorp. elect instrum forbreak,connect/protect elect circ<=66 KV	10.623	51.524	28.508	115.630	168,36	124,42
8537209000 Oth board for elect. control for voltage> 1000 volt	-	-	18.009	181.784	-	-
8538101900 Oth part of programable logic controllerused in other equipment, <=1000V	-	-	15.986	188.000	-	-
8544190090 Winding wire not of copper,not lacquere/enamelled, not manganese resistance wire	784	4.538	-	-	-100,00	-100,00
8544201100 Co-axial cable/elec;fitted w/ connector;<=66.000V;insulated w/ rubber/plastic	27.538	143.882	-	-	-100,00	-100,00
8544202100 Co-axial cable/elec;unfitted w/ conectr;<=66.000V;insulated w/ rubber/plastic	-	-	134.677	839.314	-	-
8544202900 Co-axial cable/elec;unfitted w/ conectr;<=66.000V;insulate not w/ rubber/plastic	-	-	47.611	206.164	-	-
8544429100 Electrical cables insulated w/ plasticdiameter <=19,5 mm,use for telecomunictn	34.899	169.171	-	-	-100,00	-100,00
8544429990 Oth elect conductor,fitted w/ connector,used for telecommunication,<= 1000V	-	-	95	458	-	-
8544491900 Oth elect conductor,not fit w/ cconnector;used for communication,voltage <= 80 V	2.414	11.736	-	-	-100,00	-100,00
8547909000 Oth insulating fittings for elect mach,appliances/equipment, being fittings	276	2.453	-	-	-100,00	-100,00
8716400000 Other trailers and semi-trailers	57.733	179.200	150.878	546.000	161,34	204,69
8901903600 Other vessels,for transp. motorisedof gross tonnage >5000 but <= 50000 ton	1.200.000	2.095.088	-	-	-100,00	-100,00
8904003100 Tugs and pusher craft, power <= 4000 hp of gross tonnage <= 26 ton	196.000	1.367.969	-	-	-100,00	-100,00
9001200000 Sheets and platesof polarising material	17	150	-	-	-100,00	-100,00
9017300000 Micrometers, callipers and gauges	-	-	2.890	11.040	-	-
9025192000 Thermometers&pyrometers notelectrically operated	1	2	-	-	-100,00	-100,00

**LANJUTAN TABEL 2.7. DATA IMPOR KALIMANTAN TENGAH MENURUT NEGARA ASAL DAN KOMODITAS HS 2012, 2011-2012**

NEGARA ASAL / KOMODITI HS 2012	2011		2012		% PERUBAHAN	
	BERAT KG	NILAI US\$	BERAT KG	NILAI US\$	BERAT	NILAI
(1)	(2)	(3)	(4)	(5)	(6)	(7)
9025802000 Oth instruments of oth than thermometers&pyrometers, electrically operated	14	196	-	-	-100,00	-100,00
9026103000 Oth measuring/check the flow/level of liquid, electrically operated	-	-	9.788	36.702	-	-
9026109000 Oth measuring/check the flow/level of liquid,not electrically operated	5.663	24.447	11.753	52.067	107,54	112,98
9026801000 Oth instruments/app for measuring/checkthe flow/level/press,electric operated	-	-	299	3.892	-	-
9028209000 Other liquid meters	-	-	96	1.086	-	-
9028909000 Part&accessories,oth water meter housings or bodies	-	-	398	2.270	-	-
9032810000 Hydraulic or pneumatic	20.242	360.227	-	-	-100,00	-100,00
9032891000 Instru&app,automatic data process machfor controll,cargo handling syst of ship	9.870	176.890	-	-	-100,00	-100,00
9032899000 Oth automatic regulating/controlinstrum&app not electrically operated	-	-	77.289	603.538	-	-
9032909000 Part&acc automatic, regulating/controlinstruments&apparatus,not elect operated	6.426	23.424	-	-	-100,00	-100,00
9033001000 Parts&acc for mach,appl,instrum ofchap 90 for electric operated equipment	-	-	176	1.014	-	-
9102990000 Pocket-watch&oth watch inc stopwatchnot electrically operated	1	15	-	-	-100,00	-100,00
9405405000 Oth electr lamps,of a kind used forlighting public openspace/thoroughhfares	-	-	13.000	49.850	-	-
9405409900 Other lighting fittings	13.794	108.891	31.748	308.465	130,16	183,28
9406001100 Greenhouses fitted with mechanical/thermal equipment of plastics	-	-	2.591	9.960	-	-
9406009400 Other prefabricated buildings of iron/steel	110.942	334.694	387.416	1.577.426	249,21	371,30
9406009900 Oth prefabricated buildings oth of wood,iron, plastics, aluminium, concrete	-	-	40.808	128.738	-	-
9608200000 Felt tipped & other porous-tipped pens and markers	57	513	-	-	-100,00	-100,00
<b>131 Viet Nam</b>	-	-	<b>3.832.000</b>	<b>303.018</b>	-	-
2523900000 Other hydraulic cements	-	-	3.832.000	303.018	-	-
<b>133 India</b>	<b>8.396</b>	<b>258.871</b>	-	-	<b>-100,00</b>	<b>-100,00</b>
8479201000 Mach for the extract/preparation ofanimal/fix vegetabl fat/oil, elect oprtd	8.396	258.871	-	-	-100,00	-100,00
<b>267 Mauritius</b>	<b>6.376</b>	<b>15.660</b>	-	-	<b>-100,00</b>	<b>-100,00</b>
7309001100 Reservoir,tank,vat&similar,of iron/steel,cap.>300ltr,lined/heat-insulated	6.376	15.660	-	-	-100,00	-100,00

**LANJUTAN TABEL 2.7. DATA IMPOR KALIMANTAN TENGAH MENURUT NEGARA ASAL DAN KOMODITAS HS 2012, 2011-2012**

NEGARA ASAL / KOMODITI HS 2012	2011		2012		% PERUBAHAN	
	BERAT KG	NILAI US\$	BERAT KG	NILAI US\$	BERAT	NILAI
	(1)	(2)	(3)	(4)	(5)	(6)
<b>311 Australia</b>	<b>22.567.634</b>	<b>8.858.130</b>	-	-	<b>-100,00</b>	<b>-100,00</b>
0102291010 Live male oxen, other than pure-bredbreeding animals	127.634	89.700	-	-	-100,00	-100,00
2818200000 Aluminium oxide, other than artificialcorundum	22.440.000	8.768.430	-	-	-100,00	-100,00
<b>411 Amerika Serikat</b>	<b>180.399</b>	<b>111.091</b>	<b>2.762</b>	<b>69.008</b>	<b>-98,47</b>	<b>-37,88</b>
1201900000 Soya beans, oth than seed, whether ornot broken	180.332	110.488	-	-	-100,00	-100,00
4016939000 Oth gaskets, washers & oth seals	-	-	2	15	-	-
7306909010 Oth.thn bundy-weld pipes & tubes, withinternal diameter <= 12,5mm	-	-	1	62	-	-
7318160000 Nuts with an external diameter notexceeding 16 mm	-	-	497	11.440	-	-
7318190000 Other threaded articles of an externaldiameter not exceeding 16 mm	-	-	1	46	-	-
7318210000 Non threaded artic. for spring washers &oth lock washers w an ext'nal d<16mm	-	-	1	25	-	-
7318230000 Rivet with an external diameter notexceeding 16 mm	-	-	1	7	-	-
7326909990 Other articles not forged or steamed	-	-	4	166	-	-
8204120000 Hand operated spanners and wrenchesadjustable	-	-	1	21	-	-
8205590000 Other hand tools , oth than househlootools	-	-	8	363	-	-
8415811200 Inc.refri, revers heat pump, use in aircraft opot>21.10kw, air flow>67.96m3/m	-	-	573	13.136	-	-
8418999090 Oth part refrig & freezers equipment electric/oth	67	603	-	-	-100,00	-100,00
8421999900 Oth parts of goods of subheading8421.21.11/8421.21.21	-	-	7	328	-	-
8431499000 Oth parts suitable use of machinery ofheading 84.30	-	-	35	1.674	-	-
8479902000 Part of goods Oth mach for assemblingCPU daughter plastic case/housing board	-	-	394	9.078	-	-
8482500000 Oth cylindrical roller bearings	-	-	448	10.300	-	-
8483109000 Other transmission shafts	-	-	51	2.423	-	-
8484100000 Gaskets&similar joint metal sheetingcombined with oth material/2 more layers	-	-	2	33	-	-
8529902000 Part of decoder for use w/ transmission, radar&reception app. ,monitor&projector	-	-	519	11.916	-	-
8536901200 Connection&contact elements for wires&cables;wafer probers;current < 16A	-	-	96	2.207	-	-
8536903900 Cable connector,connector/adaptor forco-axial cable,commutator,current>=16A	-	-	2	26	-	-
8539292000 Other filament lamps, excl UV/infraredlamps,for motor vehicles	-	-	2	65	-	-
8546900000 Oth elect insulators not of glass and of ceramics	-	-	92	4.446	-	-
8708924000 Silencers (mufflers),exhaust pipe;partsfor vhcls>= 10 persons/tansport of goods	-	-	10	479	-	-
8708937000 Clutches and parts thereof for vehiclestransport of goods/special purpose vhcls	-	-	1	52	-	-
8708999000 Other parts, acces for other vehicles ofheading 8701- 8705	-	-	6	298	-	-
9026802000 Oth instruments/app for measuring/check,flow/level/press,not electric operated	-	-	8	402	-	-

**LANJUTAN TABEL 2.7. DATA IMPOR KALIMANTAN TENGAH MENURUT NEGARA ASAL DAN KOMODITAS HS 2012, 2011-2012**

NEGARA ASAL / KOMODITI HS 2012	2011		2012		% PERUBAHAN	
	BERAT KG	NILAI US\$	BERAT KG	NILAI US\$	BERAT	NILAI
(1)	(2)	(3)	(4)	(5)	(6)	(7)
<b>412 Kanada</b>	-	-	<b>2</b>	<b>36</b>	-	-
7326909990 Other articles not forged or steamed	-	-	2	36	-	-
<b>421 Meksiko</b>	-	-	<b>4</b>	<b>234</b>	-	-
9026802000 Oth instruments/app for measuring/check,flow/level/press,not electric operated	-	-	4	234	-	-
<b>424 Nikaragua</b>	-	-	<b>3</b>	<b>138</b>	-	-
4009410000 Mining slurry suction&discharge hose,reinforce/combine w/ oth mtrl,w/o fitti	-	-	3	138	-	-
<b>434 Brazil</b>	-	-	<b>3</b>	<b>97</b>	-	-
8409991900 Other engine of machinery of heading 8429 or 8430	-	-	2	95	-	-
8484100000 Gaskets&similar joint metal sheetingcombined with oth material/2 more layers	-	-	1	2	-	-
<b>511 Inggris</b>	<b>5.377</b>	<b>60.400</b>	<b>33</b>	<b>1.521</b>	<b>-99,39</b>	<b>-97,48</b>
7326909990 Other articles not forged or steamed	-	-	1	1	-	-
8412290000 Hydraulic power engines and motorswith other linear acting (cylinders)	5.377	60.400	-	-	-100,00	-100,00
8413309200 Other water pumps or fuel pumps of kindused for eng of mtr vhl head 8702-8704	-	-	32	1.520	-	-
<b>513 Perancis</b>	<b>713</b>	<b>18.953</b>	-	-	<b>-100,00</b>	<b>-100,00</b>
8481301000 Check (nonreturn) valve of swing check-valve type,40 cm ?inlets intl dia<60cm	713	18.953	-	-	-100,00	-100,00

**LANJUTAN TABEL 2.7. DATA IMPOR KALIMANTAN TENGAH MENURUT NEGARA ASAL DAN KOMODITAS HS 2012, 2011-2012**

NEGARA ASAL / KOMODITI HS 2012	2011		2012		% PERUBAHAN	
	BERAT KG	NILAI US\$	BERAT KG	NILAI US\$	BERAT	NILAI
	(1)	(2)	(3)	(4)	(5)	(6)
<b>514 Jerman</b>	<b>197.899</b>	<b>1.764.010</b>	<b>3.892.160</b>	<b>32.632.691</b>	<b>1.866,74</b>	<b>1.749,92</b>
3917390000 Other tubes, pipes and hoses	-	-	608	13.953	-	-
4010110000 Conveyor belts/belting, reinforced with metal	-	-	2.110.286	15.606.950	-	-
4010120000 Conveyor belts/belting, reinforced with textile material	-	-	254.587	1.883.433	-	-
4010310000 V-belts, V-ribbed of an outside circumference >60cm and <=180cm	-	-	588	13.500	-	-
7214101100 Oth bars, rods of iron, non-alloy steel forged, carbon <0.6%, circular cross-section	-	-	402	9.224	-	-
7318160000 Nuts with an external diameter not exceeding 16 mm	-	-	103	2.358	-	-
7614909000 Other stranded wire without steel core	-	-	42	466	-	-
8001100000 Unwrought tin, not alloyed	-	-	1.346	11.392	-	-
8205590000 Other hand tools, other than household tools	-	-	49	1.140	-	-
8303000000 Armoured/reinforced safes, strong-boxes and doors and safe deposit lockers	-	-	328	7.550	-	-
8412210000 Hydraulic power engines and motors with linear acting (cylinders)	-	-	12.051	165.219	-	-
8412290000 Hydraulic power engines and motors with other linear acting (cylinders)	-	-	237.427	1.947.144	-	-
8412909000 oth parts of engines of subheading 841	-	-	22.310	183.006	-	-
8413209000 Oth Water pump for hand pump, other than those of subheading 8413.11 / 8413.19	-	-	1.730	23.673	-	-
8413911000 Part of pumps subheading 8413.20.10	-	-	1.314	30.165	-	-
8413919000 Part of other pumps	-	-	4.177	57.414	-	-
8417800000 Incinerators, non-electric	423	3.819	-	-	-100,00	-100,00
8419509020 Oth condensers for air conditioners	-	-	348	28.201	-	-
8419901900 Parts, other machine electrically operated	-	-	1.250	28.676	-	-
8419902100 Part machine, non-electric operation, for treatment process involve heat, household type	-	-	223	5.116	-	-
8425390000 Oth winches, capstans, other than powered by other electric motor	-	-	27.791	227.890	-	-
8426490000 Other Mobile lifting frames, self propelled, other than on tyres	-	-	278.406	3.832.500	-	-
8426990000 Other derricks machine designed for mounting other than on road vehicles	-	-	211	3.189	-	-
8428399000 Oth continuous-action elevators & conveyor, for goods/materials	-	-	1	154	-	-
8431399000 Part of other lifting, handling/loading machine	11.425	101.746	151.783	1.425.811	1.228,52	1.301,34
8431491000 Parts of machinery of heading 84.26 other than Buckets, shovels, grabs and grips	-	-	1.208	27.695	-	-
8431499000 Oth parts suitable use of machinery of heading 84.30	-	-	30.805	416.520	-	-

**LANJUTAN TABEL 2.7. DATA IMPOR KALIMANTAN TENGAH MENURUT NEGARA ASAL DAN KOMODITAS HS 2012, 2011-2012**

NEGARA ASAL / KOMODITI HS 2012	2011		2012		% PERUBAHAN	
	BERAT KG	NILAI US\$	BERAT KG	NILAI US\$	BERAT	NILAI
(1)	(2)	(3)	(4)	(5)	(6)	(7)
8435101000 Presses,crushers & manufacture of wine,cider,fruit juices,electric operated	-	-	680	17.672	-	-
8471604000 X-y coordinate input devices,includingmouse,light pens,joystick,track balls	-	-	1	94	-	-
8474101000 Sorting,screening,separating/washingmachines, electrically operated	-	-	74	1.680	-	-
8474901000 Parts of mach for sort,creen,separate,wash,crush,grinding&mixing,elect oprtd	-	-	548	7.311	-	-
8479893000 Oth mach for assembling CPU daughterboard in plastic case/housing,elect oprt	-	-	1.223	16.700	-	-
8479902000 Part of goods Oth mach for assemblingCPU daughter plastic case/housing board	-	-	591	8.178	-	-
8479903000 Part of oth electrically operatedmachine	-	-	3.943	32.500	-	-
8481301000 Check (nonreturn) valve of swing check-valve type,40 cm ?inlets intl dia< 60cm	-	-	510	11.700	-	-
8481401000 Safety/relief valves of copper/copperalloy < 2.5cm	-	-	1.877	43.072	-	-
8483202000 Bearing housing incorp. ball or rollerbearings for mach.of bulldozer or grading	-	-	169	2.534	-	-
8483402000 Gear&gearing oth than toothed wheels,for marine vessels	1.397	12.291	11.156	91.591	698,57	645,19
8483409000 Gear&gearing oth than toothed wheels,for oth mar.vsl/mach of moving grading	-	-	467.818	3.925.478	-	-
8483600000 Clutches & shaft couplings(including universal joints)	20.937	186.356	-	-	-100,00	-100,00
8483901900 Oth. parts of goods of trans. shafts	-	-	548	7.304	-	-
8483909900 Oth toothed wheels, chain sproccated	143.218	1.272.136	-	-	-100,00	-100,00
8487900000 Oth mach. parts, not cont. electric con-necter,insulator,coil, oth elec.features	-	-	744	14.748	-	-
8501330000 Motor dc, Generator dc75 kw < an output ? 375 kw	-	-	4.808	39.204	-	-
8501522100 Motor ac, multi-phase of1 kw < an output ? 37.5 kw	20.499	187.662	-	-	-100,00	-100,00
8501530000 Motor ac of an output > 75 kw	-	-	89.047	730.692	-	-
8504211000 Step-voltage regulators;instrument transformer with a power handl capacity?5kva	-	-	1.391	31.863	-	-
8504401900 Other uninterrupte power supplies	-	-	126	1.252	-	-
8505900000 Other electro magnetic including parts	-	-	1.603	21.837	-	-
8517701000 Parts of control and adaptor unitsincluding gateways, bridges, routers	-	-	1.819	14.003	-	-
8525801000 Web cameras	-	-	515	11.804	-	-
8525805090 Other digital cameras	-	-	5.578	45.568	-	-
8526109000 Other radar apparatus	-	-	11.924	97.500	-	-



**LANJUTAN TABEL 2.7. DATA IMPOR KALIMANTAN TENGAH MENURUT NEGARA ASAL DAN KOMODITAS HS 2012, 2011-2012**

NEGARA ASAL / KOMODITI HS 2012	2011		2012		% PERUBAHAN	
	BERAT KG	NILAI US\$	BERAT KG	NILAI US\$	BERAT	NILAI
	(1)	(2)	(3)	(4)	(5)	(6)
8528591000 Other monitor, colour	-	-	3.383	77.672	-	-
8529102100 Parabolic aerial reflector dishes for TVreception	-	-	326	7.470	-	-
8529102900 Oth parabolic aerial reflector dish forTV reception	-	-	2	378	-	-
8529109200 Oth aeriels&aeriels reflector,used withtransmission app. for radio-broadcast/TV	-	-	1.688	23.776	-	-
8529902000 Part of decoder for use w/ transmission,radar&reception app. ,monitor&projector	-	-	470	10.774	-	-
8529905900 Oth printed circuit board; assembled,for other goods	-	-	2.807	24.447	-	-
8530800000 Equipment for roads,inland waterways,parking facility,port install./airfields	-	-	338	4.840	-	-
8535909000 Oth bushing and tap changer assembl. for electricity distrib/power transformers	-	-	1.984	27.579	-	-
8536502000 Over-current and residual-currentautomatic switches	-	-	1.938	44.464	-	-
8536505900 Electronic AC switch,voltage<=1000V,for a current >= 16A	-	-	84	1.345	-	-
8536509900 Oth make&break switch,>500V	-	-	6.117	84.145	-	-
8536901900 Connection&contact elements for wires&cables,wafer probers;current >= 16A	-	-	5.030	65.410	-	-
8537101300 Control panel for AC,refrig.,wash. mach.,vacuum cleaner,mixer,water heater	-	-	84	1.290	-	-
8537103000 Programmable logic controllers for auto-mach for trans. for semiconductor device	-	-	192	1.662	-	-
8543701000 Electric fence energisers	-	-	456	10.500	-	-
8543709000 Oth electrical machines & apparatus,having individual fuctions	-	-	64.267	484.032	-	-
8544429990 Oth elect conductor,fitted w/ connector,used for telecommunication,<= 1000V	-	-	481	4.800	-	-
8544494900 Oth elect cconnector,fit w/ connector,>80V&<=1000V,no for com,insulate w/o plastic	-	-	96	1.108	-	-
8548901000 Image sensors contact type copmrising aphoto-conductive sensor element	-	-	100	2.296	-	-
9013200000 Lasers, other than laser diodes	-	-	23.752	195.000	-	-
9014801000 Oth navigation instrum&appl of used onship work with an automatic data process	-	-	164	3.740	-	-
9014809000 Oth navigation instrum&appl of oth used on ships	-	-	15.916	218.718	-	-
9026201000 Presure gauges for motor vehicles,electrically operated	-	-	1.558	35.735	-	-
9026203000 Other measuring/checking pressureinstruments, electrically operated	-	-	253	3.448	-	-
9031809000 Oth instruments,appliances and machines,other cable tester	-	-	2.406	33.121	-	-
9032893100 Automatic regulating voltage units(stabilizers),electrically operated	-	-	970	13.286	-	-
9032903000 Part&acc automatic, regulating/controlinstruments&apparatus,elect operated	-	-	9.040	74.750	-	-
9405402000 Searchlights	-	-	2.191	50.281	-	-

**LANJUTAN TABEL 2.7. DATA IMPOR KALIMANTAN TENGAH MENURUT NEGARA ASAL DAN KOMODITAS HS 2012, 2011-2012**

NEGARA ASAL / KOMODITI HS 2012	2011		2012		% PERUBAHAN	
	BERAT KG	NILAI US\$	BERAT KG	NILAI US\$	BERAT	NILAI
(1)	(2)	(3)	(4)	(5)	(6)	(7)
<b>515 Austria</b>	-	-	<b>49.313</b>	<b>1.168.412</b>	-	-
8502203000 Generat sets with spark-ignition interncombst pist 100 kva < output ? 10000 kva	-	-	49.313	1.168.412	-	-
<b>526 Italia</b>	-	-	<b>1</b>	<b>23</b>	-	-
7318150000 Screw metal with/without nuts/washerswith an external diameter <=16 mm	-	-	1	23	-	-
<b>543 Polandia</b>	<b>3.867</b>	<b>15.498</b>	-	-	<b>-100,00</b>	<b>-100,00</b>
8481309000 Other check (nonreturn) valves	3.867	15.498	-	-	-100,00	-100,00
<b>565 Malta</b>	-	-	<b>24</b>	<b>2.305</b>	-	-
8421231100 Oil filters for internal combustionengines machinery pos 8429 or 8430	-	-	24	2.305	-	-
<b>TOTAL IMPOR</b>	<b>55.764.485</b>	<b>88.789.814</b>	<b>42.319.739</b>	<b>134.999.326</b>	<b>-24,11</b>	<b>52,04</b>

**TABEL 2.8. DATA IMPOR KALIMANTAN TENGAH MENURUT KOMODITI HS 2012 DAN PELABUHAN BONGKAR, 2011-2012**

KOMODITI HS 2012 / PELABUHAN BONGKAR	2011		2012		% PERUBAHAN	
	BERAT KG	NILAI US\$	BERAT KG	NILAI US\$	BERAT	NILAI
(1)	(2)	(3)	(4)	(5)	(6)	(7)
<b>0102291010 Live male oxen, other than pure-bredbreeding animals</b>	<b>127.634</b>	<b>89.700</b>	-	-	<b>-100,00</b>	<b>-100,00</b>
744 KUMAI	127.634	89.700	-	-	<b>-100,00</b>	<b>-100,00</b>
<b>1201900000 Soya beans, oth than seed, whether ornot broken</b>	<b>180.332</b>	<b>110.488</b>	-	-	<b>-100,00</b>	<b>-100,00</b>
743 PANGKALAN BUN	180.332	110.488	-	-	<b>-100,00</b>	<b>-100,00</b>
<b>2301100000 Flours, meals &amp; pellets, of meat / meatoffal; greaves</b>	<b>2</b>	<b>14</b>	-	-	<b>-100,00</b>	<b>-100,00</b>
746 SAMPIT	2	14	-	-	<b>-100,00</b>	<b>-100,00</b>
<b>2523900000 Other hydraulic cements</b>	-	-	<b>3.832.000</b>	<b>303.018</b>	-	-
746 SAMPIT	-	-	3.832.000	303.018	-	-
<b>2713200000 Petroleum bitumen</b>	<b>5.155.965</b>	<b>3.066.475</b>	<b>8.298.765</b>	<b>5.546.032</b>	<b>60,95</b>	<b>80,86</b>
744 KUMAI	1.503.313	914.014	4.942.377	3.339.318	<b>228,77</b>	<b>265,35</b>
746 SAMPIT	3.652.652	2.152.461	3.356.388	2.206.714	<b>-8,11</b>	<b>2,52</b>
<b>2714900000 Asphalites and asphaltic rocks</b>	-	-	<b>4.566.218</b>	<b>3.005.696</b>	-	-
744 KUMAI	-	-	4.566.218	3.005.696	-	-
<b>2809203900 Phosphoric acids, hypophoric acids,except Hypophosphoric acids; food grade</b>	-	-	<b>40.000</b>	<b>50.000</b>	-	-
746 SAMPIT	-	-	40.000	50.000	-	-

**LANJUTAN TABEL 2.8. DATA IMPOR KALIMANTAN TENGAH MENURUT KOMODITI HS 2012 DAN PELABUHAN BONGKAR, 2011-2012**

KOMODITI HS 2012 / PELABUHAN BONGKAR	2011		2012		% PERUBAHAN	
	BERAT KG	NILAI US\$	BERAT KG	NILAI US\$	BERAT	NILAI
(1)	(2)	(3)	(4)	(5)	(6)	(7)
<b>2818200000 Aluminium oxide, other than artificialcorundum</b>	<b>22.440.000</b>	<b>8.768.430</b>	-	-	<b>-100,00</b>	<b>-100,00</b>
746 SAMPIT	22.440.000	8.768.430	-	-	-100,00	-100,00
<b>3102210000 Ammonium sulphate</b>	<b>3.500.000</b>	<b>1.032.500</b>	-	-	<b>-100,00</b>	<b>-100,00</b>
746 SAMPIT	3.500.000	1.032.500	-	-	-100,00	-100,00
<b>3103909000 Other mineral or chemical fertilisers,phosphatic, oth than superphosphates</b>	<b>1.750.000</b>	<b>369.250</b>	-	-	<b>-100,00</b>	<b>-100,00</b>
746 SAMPIT	1.750.000	369.250	-	-	-100,00	-100,00
<b>3105900000 Oth mineral/chemical fertiliser cont 2/3elements nitrogen,phosphorus&amp; potassium</b>	<b>420.000</b>	<b>192.360</b>	-	-	<b>-100,00</b>	<b>-100,00</b>
746 SAMPIT	420.000	192.360	-	-	-100,00	-100,00
<b>3917390000 Other tubes, pipes and hoses</b>	-	-	<b>608</b>	<b>13.953</b>	-	-
750 PULANG PISAU	-	-	608	13.953	-	-
<b>3923309000 Other carboys, bottles, flasks &amp; similar article</b>	<b>6</b>	<b>49</b>	-	-	<b>-100,00</b>	<b>-100,00</b>
744 KUMAI	6	49	-	-	-100,00	-100,00
<b>3923500000 Stoppers, lids, caps and other closures</b>	-	-	<b>13.540</b>	<b>62.029</b>	-	-
746 SAMPIT	-	-	13.540	62.029	-	-
<b>3926905300 Transmission or conveyer belts or beltin</b>	<b>4</b>	<b>35</b>	-	-	<b>-100,00</b>	<b>-100,00</b>
746 SAMPIT	4	35	-	-	-100,00	-100,00
<b>3926909100 Other articles of plastics &amp; othermaterial of kind used for grain storage</b>	<b>4.975</b>	<b>12.249</b>	-	-	<b>-100,00</b>	<b>-100,00</b>
743 PANGKALAN BUN	4.975	12.249	-	-	-100,00	-100,00

**LANJUTAN TABEL 2.8. DATA IMPOR KALIMANTAN TENGAH MENURUT KOMODITI HS 2012 DAN PELABUHAN BONGKAR, 2011-2012**

KOMODITI HS 2012 / PELABUHAN BONGKAR	2011		2012		% PERUBAHAN	
	BERAT KG	NILAI US\$	BERAT KG	NILAI US\$	BERAT	NILAI
(1)	(2)	(3)	(4)	(5)	(6)	(7)
<b>4001101100</b> Centrifuge concentrat,containing ammonia >= 0.5%;natural rubber latex	-	-	<b>1.295</b>	<b>4.992</b>	-	-
746 SAMPIT	-	-	1.295	4.992	-	-
<b>4009410000</b> Mining slurry suction&discharge hose,reinforce/combine w/ oth mtrl,w/o fitti	-	-	<b>3</b>	<b>138</b>	-	-
750 PULANG PISAU	-	-	3	138	-	-
<b>4010110000</b> Conveyor belts/belting,reinforced withmetal	-	-	<b>2.110.286</b>	<b>15.606.950</b>	-	-
750 PULANG PISAU	-	-	2.110.286	15.606.950	-	-
<b>4010120000</b> Conveyor belts/belting,reinforced withtextile material	-	-	<b>254.587</b>	<b>1.883.433</b>	-	-
750 PULANG PISAU	-	-	254.587	1.883.433	-	-
<b>4010310000</b> V-belts,V-ribbes of an outside circumference >60cm and <=180cm	-	-	<b>588</b>	<b>13.500</b>	-	-
750 PULANG PISAU	-	-	588	13.500	-	-
<b>4016939000</b> Oth gaskets, washers & oth seals	<b>103</b>	<b>3.335</b>	<b>5</b>	<b>70</b>	<b>-95,15</b>	<b>-97,90</b>
743 PANGKALAN BUN	55	2.911	-	-	<b>-100,00</b>	<b>-100,00</b>
746 SAMPIT	48	424	-	-	<b>-100,00</b>	<b>-100,00</b>
750 PULANG PISAU	-	-	5	70	-	-
<b>4016940000</b> Boat/dock fenders,whether/not inflatable	-	-	<b>1.120</b>	<b>8.572</b>	-	-
746 SAMPIT	-	-	1.120	8.572	-	-
<b>4016993000</b> Rubber bands	<b>201</b>	<b>800</b>	-	-	<b>-100,00</b>	<b>-100,00</b>
746 SAMPIT	201	800	-	-	<b>-100,00</b>	<b>-100,00</b>
<b>4823201000</b> Filter paper in rolls or sheets,instrips,rolls or sheets	<b>609</b>	<b>5.493</b>	-	-	<b>-100,00</b>	<b>-100,00</b>
744 KUMAI	609	5.493	-	-	<b>-100,00</b>	<b>-100,00</b>

**LANJUTAN TABEL 2.8. DATA IMPOR KALIMANTAN TENGAH MENURUT KOMODITI HS 2012 DAN PELABUHAN BONGKAR, 2011-2012**

KOMODITI HS 2012 / PELABUHAN BONGKAR	2011		2012		% PERUBAHAN	
	BERAT KG	NILAI US\$	BERAT KG	NILAI US\$	BERAT	NILAI
(1)	(2)	(3)	(4)	(5)	(6)	(7)
<b>4901991000 Educational, technical, scientific,historical or cultural books</b>	<b>394</b>	<b>3.411</b>	-	-	<b>-100,00</b>	<b>-100,00</b>
746 SAMPIT	394	3.411	-	-	-100,00	-100,00
<b>5101110000 Shorn wool, not carded/combed, greasy,including fleece-washed wool</b>	-	-	<b>366</b>	<b>1.200</b>	-	-
746 SAMPIT	-	-	366	1.200	-	-
<b>5902109100 Tyre cord fabrics of nylon or otherpolyamides of nylon-6 yarn</b>	<b>810</b>	<b>19.020</b>	-	-	<b>-100,00</b>	<b>-100,00</b>
744 KUMAI	810	19.020	-	-	-100,00	-100,00
<b>6117900000 Other parts of garment, knitted/crocheted</b>	<b>17</b>	<b>451</b>	-	-	<b>-100,00</b>	<b>-100,00</b>
750 PULANG PISAU	17	451	-	-	-100,00	-100,00
<b>6203429000 Men's/boy's trousers, breeches&amp;shortsof cotton, not knitted/crocheted</b>	<b>4</b>	<b>300</b>	-	-	<b>-100,00</b>	<b>-100,00</b>
750 PULANG PISAU	4	300	-	-	-100,00	-100,00
<b>6210501000 Oth female garmnt of 5602/03;5903/06/07for protect work from fire</b>	<b>67</b>	<b>403</b>	-	-	<b>-100,00</b>	<b>-100,00</b>
750 PULANG PISAU	67	403	-	-	-100,00	-100,00
<b>6905100000 Roofing tiles of ceramic</b>	-	-	<b>184</b>	<b>600</b>	-	-
746 SAMPIT	-	-	184	600	-	-
<b>7017900000 Laboratory,hygienic/pharmaceuticalglassware,nor fused quartz/fused silica</b>	<b>481</b>	<b>4.344</b>	<b>87</b>	<b>981</b>	<b>-81,91</b>	<b>-77,42</b>
744 KUMAI	481	4.344	87	981	-81,91	-77,42
<b>7117199000 Parts of oth imitation jewellery of basemetal,whether/not plated w/ prec metal</b>	<b>21</b>	<b>534</b>	-	-	<b>-100,00</b>	<b>-100,00</b>
750 PULANG PISAU	21	534	-	-	-100,00	-100,00

**LANJUTAN TABEL 2.8. DATA IMPOR KALIMANTAN TENGAH MENURUT KOMODITI HS 2012 DAN PELABUHAN BONGKAR, 2011-2012**

KOMODITI HS 2012 / PELABUHAN BONGKAR	2011		2012		% PERUBAHAN	
	BERAT KG	NILAI US\$	BERAT KG	NILAI US\$	BERAT	NILAI
(1)	(2)	(3)	(4)	(5)	(6)	(7)
<b>7214101100</b> Oth bars,rods of iron, non-alloy steelforged,carbon<0.6%,cirdr cross-section	-	-	<b>402</b>	<b>9.224</b>	-	-
750 PULANG PISAU	-	-	402	9.224	-	-
<b>7217909000</b> Oth wire iron/non-alloy steel,plate/coatwith other metals, 0.25%>=cont.carbon	<b>40</b>	<b>361</b>	-	-	<b>-100,00</b>	<b>-100,00</b>
746 SAMPIT	40	361	-	-	<b>-100,00</b>	<b>-100,00</b>
<b>7302100000</b> Rails of iron or steel	-	-	<b>192.611</b>	<b>203.436</b>	-	-
750 PULANG PISAU	-	-	192.611	203.436	-	-
<b>7302909000</b> Other than sleepers, of iron or steel	-	-	<b>695</b>	<b>680</b>	-	-
750 PULANG PISAU	-	-	695	680	-	-
<b>7304190000</b> Oth.tube,pipe&hollow profile,seamless,line pipe of a kind use for oil/gas pipe	<b>235.512</b>	<b>717.320</b>	<b>97.592</b>	<b>344.867</b>	<b>-58,56</b>	<b>-51,92</b>
743 PANGKALAN BUN	119.435	288.127	-	-	<b>-100,00</b>	<b>-100,00</b>
744 KUMAI	116.077	429.193	-	-	<b>-100,00</b>	<b>-100,00</b>
750 PULANG PISAU	-	-	97.592	344.867	-	-
<b>7306191000</b> Oth line pipe use for oil/gas pipe weldeoth stainless steel,electronic resistanc	-	-	<b>29.642</b>	<b>103.008</b>	-	-
746 SAMPIT	-	-	29.642	103.008	-	-
<b>7306199000</b> Oth line pipe use for oil/gas pipe weldeoth stainles stel,not ERW&spiral/helical	-	-	<b>10.115</b>	<b>37.700</b>	-	-
746 SAMPIT	-	-	10.115	37.700	-	-
<b>7306909010</b> Oth.thn bundy-weld pipes & tubes, withinternal diameter <= 12,5mm	-	-	<b>1</b>	<b>62</b>	-	-
750 PULANG PISAU	-	-	1	62	-	-

**LANJUTAN TABEL 2.8. DATA IMPOR KALIMANTAN TENGAH MENURUT KOMODITI HS 2012 DAN PELABUHAN BONGKAR, 2011-2012**

KOMODITI HS 2012 / PELABUHAN BONGKAR	2011		2012		% PERUBAHAN	
	BERAT KG	NILAI US\$	BERAT KG	NILAI US\$	BERAT	NILAI
(1)	(2)	(3)	(4)	(5)	(6)	(7)
<b>7306909090</b> Oth.thn bundy-weld pipes & tubes, with internal diameter > 12,5mm	<b>401.560</b>	<b>1.265.343</b>	-	-	<b>-100,00</b>	<b>-100,00</b>
746 SAMPIT	218.540	678.129	-	-	<b>-100,00</b>	<b>-100,00</b>
750 PULANG PISAU	183.020	587.214	-	-	<b>-100,00</b>	<b>-100,00</b>
<b>7307190000</b> Cast fitting of other than non-malleable cast iron	<b>170</b>	<b>2.400</b>	-	-	<b>-100,00</b>	<b>-100,00</b>
746 SAMPIT	170	2.400	-	-	<b>-100,00</b>	<b>-100,00</b>
<b>7307211000</b> Oth pipe of stainless steel flanges internal diameter < 15cm	-	-	<b>615</b>	<b>265</b>	-	-
746 SAMPIT	-	-	615	265	-	-
<b>7307221000</b> Oth pipe, stainless steel threaded elbow, bends & sleeves, internal diameter < 15cm	-	-	<b>66</b>	<b>28</b>	-	-
746 SAMPIT	-	-	66	28	-	-
<b>7307291000</b> Oth stainless steel oth. than flanges, buttwelding, threaded elbow, bend & sleeve < 15cm	<b>197</b>	<b>1.705</b>	<b>29</b>	<b>1.377</b>	<b>-85,28</b>	<b>-19,24</b>
746 SAMPIT	197	1.705	-	-	<b>-100,00</b>	<b>-100,00</b>
750 PULANG PISAU	-	-	29	1.377	-	-
<b>7307299000</b> Oth stainless steel oth. than flanges, buttwelding, threaded elbow, bend & sleeve >= 15cm	-	-	<b>11.560</b>	<b>43.200</b>	-	-
746 SAMPIT	-	-	11.560	43.200	-	-
<b>7307919000</b> Oth tube or pipe fittings flanges, internal diameter >= 15cm	-	-	<b>4.448</b>	<b>21.814</b>	-	-
744 KUMAI	-	-	4.448	21.814	-	-
<b>7307991000</b> Oth tube/pipe fittings, not butt welding/flanges/elbows, internal diameter < 15cm	<b>20.028</b>	<b>92.628</b>	<b>199.836</b>	<b>586.505</b>	<b>897,78</b>	<b>533,18</b>
746 SAMPIT	20.028	92.628	199.836	586.505	<b>897,78</b>	<b>533,18</b>
<b>7307999000</b> Oth tube/pipe fittings, not butt welding/flanges/elbows, internal diameter >= 15cm	-	-	<b>110.282</b>	<b>534.204</b>	-	-
746 SAMPIT	-	-	110.282	534.204	-	-



**LANJUTAN TABEL 2.8. DATA IMPOR KALIMANTAN TENGAH MENURUT KOMODITI HS 2012 DAN PELABUHAN BONGKAR, 2011-2012**

KOMODITI HS 2012 / PELABUHAN BONGKAR	2011		2012		% PERUBAHAN	
	BERAT KG	NILAI US\$	BERAT KG	NILAI US\$	BERAT	NILAI
(1)	(2)	(3)	(4)	(5)	(6)	(7)
<b>7308906000 Other structures &amp; parts of structures,perforated cable trays</b>	<b>386.688</b>	<b>1.216.555</b>	<b>9.730</b>	<b>5.700</b>	<b>-97,48</b>	<b>-99,53</b>
743 PANGKALAN BUN	172.103	413.104	-	-	<b>-100,00</b>	<b>-100,00</b>
744 KUMAI	213.704	795.624	-	-	<b>-100,00</b>	<b>-100,00</b>
746 SAMPIT	881	7.827	9.730	5.700	<b>1.004,43</b>	<b>-27,18</b>
<b>7308909200 Other structures &amp; parts of structures,guardrails</b>	-	-	<b>1.309</b>	<b>7.402</b>	-	-
746 SAMPIT	-	-	1.309	7.402	-	-
<b>7308909900 Other structures &amp; parts of structures,not guardrails</b>	-	-	<b>260.784</b>	<b>921.156</b>	-	-
750 PULANG PISAU	-	-	260.784	921.156	-	-
<b>7309001100 Reservoir,tank,vat&amp;similar,of iron/steel,cap.&gt;300ltr,lined/heat-insulated</b>	<b>1.670.242</b>	<b>6.516.372</b>	<b>213.363</b>	<b>949.442</b>	<b>-87,23</b>	<b>-85,43</b>
743 PANGKALAN BUN	153.301	371.490	-	-	<b>-100,00</b>	<b>-100,00</b>
744 KUMAI	66.569	317.896	-	-	<b>-100,00</b>	<b>-100,00</b>
746 SAMPIT	1.450.372	5.826.986	213.363	949.442	<b>-85,29</b>	<b>-83,71</b>
<b>7309001900 Reservoir,tank,vat&amp;similar,of iron/steel,cap.&gt;300ltr,not lined/heat-insulated</b>	-	-	<b>1.065</b>	<b>4.000</b>	-	-
746 SAMPIT	-	-	1.065	4.000	-	-
<b>7309009100 Oth reservoi,tank,vat&amp;similar,iron/steel,cap.&gt;300ltr,lined/heat-insulated</b>	-	-	<b>39.170</b>	<b>395.785</b>	-	-
746 SAMPIT	-	-	39.170	395.785	-	-
<b>7309009900 Oth reservoi,tank,vat&amp;similar,iron/steel,cap.&gt;300ltr,not lined/heat-insulated</b>	-	-	<b>1.365.101</b>	<b>4.508.011</b>	-	-
744 KUMAI	-	-	329.362	931.598	-	-
746 SAMPIT	-	-	962.902	3.319.199	-	-
750 PULANG PISAU	-	-	72.837	257.214	-	-

**LANJUTAN TABEL 2.8. DATA IMPOR KALIMANTAN TENGAH MENURUT KOMODITI HS 2012 DAN PELABUHAN BONGKAR, 2011-2012**

KOMODITI HS 2012 / PELABUHAN BONGKAR	2011		2012		% PERUBAHAN	
	BERAT KG	NILAI US\$	BERAT KG	NILAI US\$	BERAT	NILAI
(1)	(2)	(3)	(4)	(5)	(6)	(7)
<b>7310109090 Tank,cask,drum,can,boxe&amp;similar,cap.&gt;50L&amp;&lt;=300L,not tinplate,not casting&amp;forging</b>	-	-	<b>8.809</b>	<b>24.892</b>	-	-
744 KUMAI	-	-	8.809	24.892	-	-
<b>7315121000 Other roller chain of mild steelbicycle or motorcycle chain</b>	<b>61.859</b>	<b>151.386</b>	-	-	<b>-100,00</b>	<b>-100,00</b>
743 PANGKALAN BUN	61.686	150.794	-	-	<b>-100,00</b>	<b>-100,00</b>
746 SAMPIT	173	592	-	-	<b>-100,00</b>	<b>-100,00</b>
<b>7315899000 Other chain of mild steel not formotorcyclcs and bicycles</b>	<b>31.825</b>	<b>289.233</b>	<b>428</b>	<b>2.377</b>	<b>-98,66</b>	<b>-99,18</b>
744 KUMAI	31.825	289.233	428	2.377	<b>-98,66</b>	<b>-99,18</b>
<b>7316000000 Anchors, grapnels and parts thereof, ofiron or steel</b>	-	-	<b>17.188</b>	<b>64.300</b>	-	-
746 SAMPIT	-	-	17.188	64.300	-	-
<b>7318120000 Other wood screws with an externaldiameter not exceeding 16 mm</b>	<b>1.718</b>	<b>15.251</b>	-	-	<b>-100,00</b>	<b>-100,00</b>
746 SAMPIT	1.718	15.251	-	-	<b>-100,00</b>	<b>-100,00</b>
<b>7318130000 Screw hooks and screw rings with anexternal dmtr not exceeding 16mm</b>	<b>150</b>	<b>1.332</b>	-	-	<b>-100,00</b>	<b>-100,00</b>
746 SAMPIT	150	1.332	-	-	<b>-100,00</b>	<b>-100,00</b>
<b>7318150000 Screw metal with/without nuts/washerswith an external diameter &lt;=16 mm</b>	<b>79</b>	<b>2.863</b>	<b>1.476</b>	<b>1.492</b>	<b>1.768,35</b>	<b>-47,89</b>
743 PANGKALAN BUN	79	2.863	-	-	<b>-100,00</b>	<b>-100,00</b>
750 PULANG PISAU	-	-	1.476	1.492	-	-
<b>7318160000 Nuts with an external diameter notexceeding 16 mm</b>	<b>25</b>	<b>2.709</b>	<b>752</b>	<b>13.985</b>	<b>2.908,00</b>	<b>416,24</b>
743 PANGKALAN BUN	25	2.709	-	-	<b>-100,00</b>	<b>-100,00</b>
746 SAMPIT	-	-	21	68	-	-
750 PULANG PISAU	-	-	731	13.917	-	-

**LANJUTAN TABEL 2.8. DATA IMPOR KALIMANTAN TENGAH MENURUT KOMODITI HS 2012 DAN PELABUHAN BONGKAR, 2011-2012**

KOMODITI HS 2012 / PELABUHAN BONGKAR	2011		2012		% PERUBAHAN	
	BERAT KG	NILAI US\$	BERAT KG	NILAI US\$	BERAT	NILAI
(1)	(2)	(3)	(4)	(5)	(6)	(7)
<b>7318190000 Other threaded articles of an external diameter not exceeding 16 mm</b>	-	-	<b>2.286</b>	<b>10.526</b>	-	-
744 KUMAI	-	-	1.992	9.768	-	-
746 SAMPIT	-	-	293	712	-	-
750 PULANG PISAU	-	-	1	46	-	-
<b>7318210000 Non threaded artic. for spring washers &amp; oth lock washers w an ext'nal d&lt;16mm</b>	-	-	<b>1</b>	<b>25</b>	-	-
750 PULANG PISAU	-	-	1	25	-	-
<b>7318220000 Other washers with an external diameter not exceeding 16 mm</b>	<b>86</b>	<b>4.980</b>	-	-	<b>-100,00</b>	<b>-100,00</b>
743 PANGKALAN BUN	86	4.980	-	-	<b>-100,00</b>	<b>-100,00</b>
<b>7318230000 Rivet with an external diameter not exceeding 16 mm</b>	-	-	<b>1</b>	<b>7</b>	-	-
750 PULANG PISAU	-	-	1	7	-	-
<b>7318290000 Oth non threaded articles wth an external diameter &lt;= 16 mm</b>	<b>80</b>	<b>4.503</b>	-	-	<b>-100,00</b>	<b>-100,00</b>
743 PANGKALAN BUN	80	4.503	-	-	<b>-100,00</b>	<b>-100,00</b>
<b>7320201000 Helical springs for motor vehicles</b>	<b>11</b>	<b>1.049</b>	-	-	<b>-100,00</b>	<b>-100,00</b>
743 PANGKALAN BUN	11	1.049	-	-	<b>-100,00</b>	<b>-100,00</b>
<b>7322900000 Other radiators for central heating</b>	-	-	<b>26.984</b>	<b>110.000</b>	-	-
746 SAMPIT	-	-	26.984	110.000	-	-
<b>7326209000 Poultry cages and the like oth than articles of iron or steel wire</b>	<b>1.706</b>	<b>15.147</b>	-	-	<b>-100,00</b>	<b>-100,00</b>
746 SAMPIT	1.706	15.147	-	-	<b>-100,00</b>	<b>-100,00</b>

**LANJUTAN TABEL 2.8. DATA IMPOR KALIMANTAN TENGAH MENURUT KOMODITI HS 2012 DAN PELABUHAN BONGKAR, 2011-2012**

KOMODITI HS 2012 / PELABUHAN BONGKAR	2011		2012		% PERUBAHAN	
	BERAT KG	NILAI US\$	BERAT KG	NILAI US\$	BERAT	NILAI
(1)	(2)	(3)	(4)	(5)	(6)	(7)
<b>7326906000 Bunsen burners</b>	<b>91</b>	<b>818</b>	-	-	<b>-100,00</b>	<b>-100,00</b>
744 KUMAI	91	818	-	-	<b>-100,00</b>	<b>-100,00</b>
<b>7326909910 Spouts and cups for latex collection</b>	-	-	<b>794</b>	<b>2.600</b>	-	-
746 SAMPIT	-	-	794	2.600	-	-
<b>7326909990 Other articles not forged or steamed</b>	-	-	<b>11.385</b>	<b>58.645</b>	-	-
744 KUMAI	-	-	2	39	-	-
746 SAMPIT	-	-	11.376	58.403	-	-
750 PULANG PISAU	-	-	7	203	-	-
<b>7411290000 Other copper tubes and pipes</b>	<b>1</b>	<b>190</b>	-	-	<b>-100,00</b>	<b>-100,00</b>
743 PANGKALAN BUN	1	190	-	-	<b>-100,00</b>	<b>-100,00</b>
<b>7419999090 Other articles of non copper</b>	-	-	<b>4.752</b>	<b>23.307</b>	-	-
744 KUMAI	-	-	4.752	23.307	-	-
<b>7612909000 Oth.aluminium casks,drums,cans, boxes &amp;containers, for any material</b>	<b>31</b>	<b>277</b>	-	-	<b>-100,00</b>	<b>-100,00</b>
744 KUMAI	31	277	-	-	<b>-100,00</b>	<b>-100,00</b>
<b>7614909000 Other stranded wire without steel core</b>	<b>3</b>	<b>30</b>	<b>42</b>	<b>466</b>	<b>1.300,00</b>	<b>1.453,33</b>
744 KUMAI	3	30	-	-	<b>-100,00</b>	<b>-100,00</b>
750 PULANG PISAU	-	-	42	466	-	-
<b>7907009990 Oth articles of zinc</b>	-	-	<b>3.498</b>	<b>13.200</b>	-	-
746 SAMPIT	-	-	3.498	13.200	-	-

**LANJUTAN TABEL 2.8. DATA IMPOR KALIMANTAN TENGAH MENURUT KOMODITI HS 2012 DAN PELABUHAN BONGKAR, 2011-2012**

KOMODITI HS 2012 / PELABUHAN BONGKAR	2011		2012		% PERUBAHAN	
	BERAT KG	NILAI US\$	BERAT KG	NILAI US\$	BERAT	NILAI
(1)	(2)	(3)	(4)	(5)	(6)	(7)
<b>8001100000 Unwrought tin, not alloyed</b>	-	-	<b>1.346</b>	<b>11.392</b>	-	-
750 PULANG PISAU	-	-	1.346	11.392	-	-
<b>8204120000 Hand operated spanners and wrenchesadjustable</b>	-	-	<b>1</b>	<b>21</b>	-	-
750 PULANG PISAU	-	-	1	21	-	-
<b>8205100000 Drilling, threading or tapping tools</b>	-	-	<b>4</b>	<b>52</b>	-	-
750 PULANG PISAU	-	-	4	52	-	-
<b>8205590000 Other hand tools , oth than househloertools</b>	-	-	<b>57</b>	<b>1.503</b>	-	-
750 PULANG PISAU	-	-	57	1.503	-	-
<b>8208400000 Knives&amp;cutting blades for agricultural , horticultural or forestry machines</b>	-	-	<b>2.808</b>	<b>13.779</b>	-	-
744 KUMAI	-	-	2.808	13.779	-	-
<b>8208900000 Other knives and cutting blades formachines or for mechanical appliances</b>	-	-	<b>121</b>	<b>591</b>	-	-
744 KUMAI	-	-	121	591	-	-
<b>8215990000 Other similar kitchen and tableware</b>	<b>856</b>	<b>7.715</b>	-	-	<b>-100,00</b>	<b>-100,00</b>
744 KUMAI	856	7.715	-	-	<b>-100,00</b>	<b>-100,00</b>
<b>8301100000 Padlocks</b>	-	-	<b>2</b>	<b>90</b>	-	-
750 PULANG PISAU	-	-	2	90	-	-
<b>8302301000 Hasps</b>	<b>5</b>	<b>739</b>	-	-	<b>-100,00</b>	<b>-100,00</b>
743 PANGKALAN BUN	5	739	-	-	<b>-100,00</b>	<b>-100,00</b>

**LANJUTAN TABEL 2.8. DATA IMPOR KALIMANTAN TENGAH MENURUT KOMODITI HS 2012 DAN PELABUHAN BONGKAR, 2011-2012**

KOMODITI HS 2012 / PELABUHAN BONGKAR	2011		2012		% PERUBAHAN	
	BERAT KG	NILAI US\$	BERAT KG	NILAI US\$	BERAT	NILAI
(1)	(2)	(3)	(4)	(5)	(6)	(7)
<b>8303000000 Armoured/reinforced safes, strong-boxes and doors and safe deposit lockers</b>	-	-	<b>328</b>	<b>7.550</b>	-	-
750 PULANG PISAU	-	-	328	7.550	-	-
<b>8304009100 Other similar office or desk equipment of aluminium</b>	<b>743</b>	<b>6.700</b>	-	-	<b>-100,00</b>	<b>-100,00</b>
744 KUMAI	743	6.700	-	-	<b>-100,00</b>	<b>-100,00</b>
<b>8402111000 Watertube boiler with steam production &gt; 45 t/ h with electrical operated</b>	<b>542.255</b>	<b>1.492.883</b>	<b>28.944</b>	<b>102.323</b>	<b>-94,66</b>	<b>-93,15</b>
744 KUMAI	282.568	808.000	-	-	<b>-100,00</b>	<b>-100,00</b>
746 SAMPIT	259.687	684.883	-	-	<b>-100,00</b>	<b>-100,00</b>
750 PULANG PISAU	-	-	28.944	102.323	-	-
<b>8402121100 Watertube boilers elect. with a steam 15 tons &lt;= steam prod &lt; 45 tons/hours</b>	<b>2.335.978</b>	<b>9.448.379</b>	<b>1.872.373</b>	<b>8.093.655</b>	<b>-19,85</b>	<b>-14,34</b>
743 PANGKALAN BUN	504.437	1.580.000	-	-	<b>-100,00</b>	<b>-100,00</b>
744 KUMAI	478.593	1.395.363	-	-	<b>-100,00</b>	<b>-100,00</b>
746 SAMPIT	1.352.948	6.473.016	1.567.805	7.100.990	<b>15,88</b>	<b>9,70</b>
750 PULANG PISAU	-	-	304.568	992.665	-	-
<b>8402121900 Watertube boilers electric with a steam prod &lt; 15 tons /hours</b>	<b>221.555</b>	<b>710.000</b>	-	-	<b>-100,00</b>	<b>-100,00</b>
746 SAMPIT	221.555	710.000	-	-	<b>-100,00</b>	<b>-100,00</b>
<b>8402901000 Part of boiler bodies or shells</b>	<b>8.500</b>	<b>34.223</b>	<b>9.949</b>	<b>74.459</b>	<b>17,05</b>	<b>117,57</b>
746 SAMPIT	8.500	34.223	9.949	74.459	<b>17,05</b>	<b>117,57</b>
<b>8402909000 Oth than part of boiler bodies or shells</b>	<b>4.500</b>	<b>20.730</b>	<b>92.446</b>	<b>61.011</b>	<b>1.954,36</b>	<b>194,31</b>
744 KUMAI	4.500	20.730	8.575	20.007	<b>90,56</b>	<b>-3,49</b>
746 SAMPIT	-	-	83.871	41.004	-	-

**LANJUTAN TABEL 2.8. DATA IMPOR KALIMANTAN TENGAH MENURUT KOMODITI HS 2012 DAN PELABUHAN BONGKAR, 2011-2012**

KOMODITI HS 2012 / PELABUHAN BONGKAR	2011		2012		% PERUBAHAN	
	BERAT KG	NILAI US\$	BERAT KG	NILAI US\$	BERAT	NILAI
(1)	(2)	(3)	(4)	(5)	(6)	(7)
<b>8403909000 Oth Boiler bodies or shells central heatboilers oth than those of heading 84.02.</b>	<b>3.423</b>	<b>8.191</b>	-	-	<b>-100,00</b>	<b>-100,00</b>
743 PANGKALAN BUN	3.423	8.191	-	-	<b>-100,00</b>	<b>-100,00</b>
<b>8404101090 Economiser,super-heaters,gas revererswith boilers of heading 84.02</b>	<b>35.912</b>	<b>208.374</b>	<b>6.049</b>	<b>25.481</b>	<b>-83,16</b>	<b>-87,77</b>
746 SAMPIT	35.912	208.374	6.049	25.481	<b>-83,16</b>	<b>-87,77</b>
<b>8405100000 Producer gas/water gas generators,with or without purifiers; acetylene gas</b>	<b>20</b>	<b>184</b>	-	-	<b>-100,00</b>	<b>-100,00</b>
744 KUMAI	20	184	-	-	<b>-100,00</b>	<b>-100,00</b>
<b>8406820000 Turbines oth than marine propulsion ofan output not exceeding 40 MW</b>	<b>18.788</b>	<b>403.775</b>	<b>47.045</b>	<b>1.483.273</b>	<b>150,40</b>	<b>267,35</b>
744 KUMAI	8.000	183.385	47.045	1.483.273	<b>488,06</b>	<b>708,83</b>
746 SAMPIT	10.788	220.390	-	-	<b>-100,00</b>	<b>-100,00</b>
<b>8406900000 Part of turbines for marine propulsion</b>	<b>3.478</b>	<b>8.540</b>	-	-	<b>-100,00</b>	<b>-100,00</b>
743 PANGKALAN BUN	3.478	8.540	-	-	<b>-100,00</b>	<b>-100,00</b>
<b>8409991900 Other engine of machinery ofheading 8429 or 8430</b>	-	-	<b>2</b>	<b>95</b>	-	-
750 PULANG PISAU	-	-	2	95	-	-
<b>8412210000 Hydraulic power engines and motorswith linear acting (cylinders)</b>	<b>1.189</b>	<b>14.468</b>	<b>12.098</b>	<b>165.447</b>	<b>917,49</b>	<b>1.043,54</b>
743 PANGKALAN BUN	29	968	-	-	<b>-100,00</b>	<b>-100,00</b>
744 KUMAI	-	-	47	228	-	-
746 SAMPIT	1.160	13.500	-	-	<b>-100,00</b>	<b>-100,00</b>
750 PULANG PISAU	-	-	12.051	165.219	-	-

**LANJUTAN TABEL 2.8. DATA IMPOR KALIMANTAN TENGAH MENURUT KOMODITI HS 2012 DAN PELABUHAN BONGKAR, 2011-2012**

KOMODITI HS 2012 / PELABUHAN BONGKAR	2011		2012		% PERUBAHAN	
	BERAT KG	NILAI US\$	BERAT KG	NILAI US\$	BERAT	NILAI
(1)	(2)	(3)	(4)	(5)	(6)	(7)
<b>8412290000 Hydraulic power engines and motors with other linear acting (cylinders)</b>	<b>28.352</b>	<b>176.232</b>	<b>260.904</b>	<b>2.317.072</b>	<b>820,23</b>	<b>1.214,79</b>
743 PANGKALAN BUN	15.980	38.974	-	-	-100,00	-100,00
744 KUMAI	-	-	23.477	369.928	-	-
746 SAMPIT	12.372	137.258	-	-	-100,00	-100,00
750 PULANG PISAU	-	-	237.427	1.947.144	-	-
<b>8412390000 Pneumatic power engines and motors with other linear acting (cylinders)</b>	<b>31.807</b>	<b>77.079</b>	<b>1.520</b>	<b>1.487</b>	<b>-95,22</b>	<b>-98,07</b>
743 PANGKALAN BUN	31.807	77.079	-	-	-100,00	-100,00
750 PULANG PISAU	-	-	1.520	1.487	-	-
<b>8412800000 Oth engines and motors</b>	<b>19.539</b>	<b>47.986</b>	<b>21.934</b>	<b>61.843</b>	<b>12,26</b>	<b>28,88</b>
743 PANGKALAN BUN	19.539	47.986	-	-	-100,00	-100,00
744 KUMAI	-	-	21.934	61.843	-	-
<b>8412909000 oth parts of engines of subheading 841</b>	<b>-</b>	<b>-</b>	<b>22.310</b>	<b>183.006</b>	<b>-</b>	<b>-</b>
750 PULANG PISAU	-	-	22.310	183.006	-	-
<b>8413190000 Oth Pumps for dispens fuel/lubricants of the type used in fill station/in garage</b>	<b>35.427</b>	<b>462.846</b>	<b>125.216</b>	<b>528.754</b>	<b>253,45</b>	<b>14,24</b>
743 PANGKALAN BUN	34.311	447.096	-	-	-100,00	-100,00
746 SAMPIT	1.116	15.750	125.216	528.754	11.120,07	3.257,17
<b>8413201000 Water pump for hand pump, oth than those of subheading 8413.11 / 8413.19</b>	<b>-</b>	<b>-</b>	<b>17.326</b>	<b>73.313</b>	<b>-</b>	<b>-</b>
746 SAMPIT	-	-	17.326	73.313	-	-
<b>8413209000 Oth Water pump for hand pump, oth than those of subheading 8413.11 / 8413.19</b>	<b>-</b>	<b>-</b>	<b>5.304</b>	<b>36.993</b>	<b>-</b>	<b>-</b>
746 SAMPIT	-	-	3.574	13.320	-	-
750 PULANG PISAU	-	-	1.730	23.673	-	-



**LANJUTAN TABEL 2.8. DATA IMPOR KALIMANTAN TENGAH MENURUT KOMODITI HS 2012 DAN PELABUHAN BONGKAR, 2011-2012**

KOMODITI HS 2012 / PELABUHAN BONGKAR	2011		2012		% PERUBAHAN	
	BERAT KG	NILAI US\$	BERAT KG	NILAI US\$	BERAT	NILAI
(1)	(2)	(3)	(4)	(5)	(6)	(7)
<b>8413309200 Other water pumps or fuel pumps of kindused for eng of mtr vhl head 8702-8704</b>	-	-	<b>32</b>	<b>1.520</b>	-	-
750 PULANG PISAU	-	-	32	1.520	-	-
<b>8413309900 Other Cooling medium pumps for internalcombustion piston engines</b>	<b>24</b>	<b>1.775</b>	<b>1.521</b>	<b>5.800</b>	<b>6.237,50</b>	<b>226,76</b>
743 PANGKALAN BUN	24	1.775	-	-	<b>-100,00</b>	<b>-100,00</b>
746 SAMPIT	-	-	1.521	5.800	-	-
<b>8413609000 Oth rotary positive displacementpumps, with flow rate &gt; 13000 m/h</b>	-	-	<b>684</b>	<b>2.500</b>	-	-
746 SAMPIT	-	-	684	2.500	-	-
<b>8413701100 Oth Ctrfgl pumps;sgl stage,water pmp forbelt drvr /drct coupl with diamtr&lt;200 mm</b>	<b>10.565</b>	<b>86.985</b>	-	-	<b>-100,00</b>	<b>-100,00</b>
744 KUMAI	10.565	86.985	-	-	<b>-100,00</b>	<b>-100,00</b>
<b>8413701900 Oth centrifugal pumps;single suctionhorizontal shaft water pumps</b>	-	-	<b>15.066</b>	<b>68.381</b>	-	-
746 SAMPIT	-	-	15.066	68.381	-	-
<b>8413703100 Submersible water pumps with an inletdiameter &lt;= 200 mm</b>	<b>22.660</b>	<b>110.662</b>	-	-	<b>-100,00</b>	<b>-100,00</b>
746 SAMPIT	22.660	110.662	-	-	<b>-100,00</b>	<b>-100,00</b>
<b>8413703900 Submersible water pumps with an inletdiameter =&gt; 200 mm</b>	-	-	<b>38.061</b>	<b>247.500</b>	-	-
746 SAMPIT	-	-	38.061	247.500	-	-
<b>8413811110 Water pump with flow rate &lt;= 8000 m/hwith electrically operated</b>	<b>398.127</b>	<b>1.294.239</b>	<b>57.114</b>	<b>255.919</b>	<b>-85,65</b>	<b>-80,23</b>
743 PANGKALAN BUN	248.335	600.581	-	-	<b>-100,00</b>	<b>-100,00</b>
744 KUMAI	149.792	693.658	-	-	<b>-100,00</b>	<b>-100,00</b>
746 SAMPIT	-	-	56.949	249.880	-	-
750 PULANG PISAU	-	-	165	6.039	-	-

**LANJUTAN TABEL 2.8. DATA IMPOR KALIMANTAN TENGAH MENURUT KOMODITI HS 2012 DAN PELABUHAN BONGKAR, 2011-2012**

KOMODITI HS 2012 / PELABUHAN BONGKAR	2011		2012		% PERUBAHAN	
	BERAT KG	NILAI US\$	BERAT KG	NILAI US\$	BERAT	NILAI
(1)	(2)	(3)	(4)	(5)	(6)	(7)
<b>841381120 Water pump with flow rate &lt;= 8000 m/hwith not electrically operated</b>	-	-	<b>557</b>	<b>20.288</b>	-	-
750 PULANG PISAU	-	-	557	20.288	-	-
<b>8413811900 Water pump with flow rate &gt;= 13000 m/h</b>	-	-	<b>118.182</b>	<b>482.172</b>	-	-
744 KUMAI	-	-	33.333	182.192	-	-
746 SAMPIT	-	-	1.825	6.920	-	-
750 PULANG PISAU	-	-	83.024	293.060	-	-
<b>8413911000 Part of pumps subheading 8413.20.10</b>	-	-	<b>1.314</b>	<b>30.165</b>	-	-
750 PULANG PISAU	-	-	1.314	30.165	-	-
<b>8413919000 Part of other pumps</b>	-	-	<b>5.394</b>	<b>62.014</b>	-	-
746 SAMPIT	-	-	1.217	4.600	-	-
750 PULANG PISAU	-	-	4.177	57.414	-	-
<b>8414100000 Vakum pumps</b>	<b>7.761</b>	<b>86.632</b>	<b>4.375</b>	<b>31.446</b>	<b>-43,63</b>	<b>-63,70</b>
744 KUMAI	1.215	32.875	-	-	<b>-100,00</b>	<b>-100,00</b>
746 SAMPIT	6.546	53.757	4.375	31.446	<b>-33,17</b>	<b>-41,50</b>
<b>8414309000 Compr kind refrgt eqp oth with cap refr&lt;21.10 kw or displacmnt perrevl=&gt;220 cc</b>	<b>571</b>	<b>2.863</b>	<b>4.209</b>	<b>19.742</b>	<b>637,13</b>	<b>589,56</b>
746 SAMPIT	571	2.863	4.209	19.742	<b>637,13</b>	<b>589,56</b>
<b>8414592000 Explosion-proof air fans of kind used inunderground mining with cap &lt; 125 kw</b>	<b>6.831</b>	<b>55.681</b>	-	-	<b>-100,00</b>	<b>-100,00</b>
744 KUMAI	5.075	47.094	-	-	<b>-100,00</b>	<b>-100,00</b>
746 SAMPIT	1.756	8.587	-	-	<b>-100,00</b>	<b>-100,00</b>

**LANJUTAN TABEL 2.8. DATA IMPOR KALIMANTAN TENGAH MENURUT KOMODITI HS 2012 DAN PELABUHAN BONGKAR, 2011-2012**

KOMODITI HS 2012 / PELABUHAN BONGKAR	2011		2012		% PERUBAHAN	
	BERAT KG	NILAI US\$	BERAT KG	NILAI US\$	BERAT	NILAI
(1)	(2)	(3)	(4)	(5)	(6)	(7)
<b>8414593000 Blower with capacity &lt; 125 kw</b>	-	-	<b>21.959</b>	<b>137.229</b>	-	-
746 SAMPIT	-	-	21.959	137.229	-	-
<b>8414594900 Oth fans of a capacity &lt;125 kw with protective screen</b>	-	-	<b>5.072</b>	<b>26.831</b>	-	-
746 SAMPIT	-	-	5.072	26.831	-	-
<b>8414595000 Fans window with blowers</b>	<b>10.203</b>	<b>65.019</b>	-	-	<b>-100,00</b>	<b>-100,00</b>
743 PANGKALAN BUN	8.293	20.159	-	-	<b>-100,00</b>	<b>-100,00</b>
744 KUMAI	1.910	44.860	-	-	<b>-100,00</b>	<b>-100,00</b>
<b>8414599100 Fans floor with protective screen</b>	-	-	<b>8.177</b>	<b>82.612</b>	-	-
746 SAMPIT	-	-	8.177	82.612	-	-
<b>8414599900 Oth fans floor with protective screen</b>	-	-	<b>71.551</b>	<b>409.238</b>	-	-
744 KUMAI	-	-	7.431	87.348	-	-
746 SAMPIT	-	-	64.120	321.890	-	-
<b>8414801300 Hoods have max horizon side&gt;120 cm, fittwith a filter for laminer airflow cabin</b>	<b>447</b>	<b>10.500</b>	-	-	<b>-100,00</b>	<b>-100,00</b>
744 KUMAI	447	10.500	-	-	<b>-100,00</b>	<b>-100,00</b>
<b>8414801900 Hoods have max horizontal side&gt;120 cm, no fitt with filter, not suit for ind use</b>	-	-	<b>10.419</b>	<b>39.000</b>	-	-
746 SAMPIT	-	-	10.419	39.000	-	-
<b>8414804900 oth Gas compr modul for use in oil drill oth than those of subhd 841430 &amp; 841440</b>	-	-	<b>13.617</b>	<b>302.040</b>	-	-
744 KUMAI	-	-	4.495	12.870	-	-
746 SAMPIT	-	-	9.122	289.170	-	-

**LANJUTAN TABEL 2.8. DATA IMPOR KALIMANTAN TENGAH MENURUT KOMODITI HS 2012 DAN PELABUHAN BONGKAR, 2011-2012**

KOMODITI HS 2012 / PELABUHAN BONGKAR	2011		2012		% PERUBAHAN	
	BERAT KG	NILAI US\$	BERAT KG	NILAI US\$	BERAT	NILAI
(1)	(2)	(3)	(4)	(5)	(6)	(7)
<b>8414809000 Hoods having maximum horizontalside &gt; 120 cm for air pumps</b>	<b>63.608</b>	<b>240.705</b>	<b>152.149</b>	<b>613.422</b>	<b>139,20</b>	<b>154,84</b>
743 PANGKALAN BUN	15.060	35.689	-	-	-100,00	-100,00
744 KUMAI	12.919	53.938	8.989	25.360	-30,42	-52,98
746 SAMPIT	35.629	151.078	143.160	588.062	301,81	289,24
<b>8415811200 Inc.refri, revers heat pump, use in aircraft op ut &gt; 21.10kw, air flow &gt; 67.96m<sup>3</sup>/m</b>	-	-	<b>573</b>	<b>13.136</b>	-	-
750 PULANG PISAU	-	-	573	13.136	-	-
<b>8415811900 Inc.refri, revers heat pump, use in aircraft op ut &gt; 21.10kw, air flow &lt; 67.96m<sup>3</sup>/m</b>	<b>397</b>	<b>2.300</b>	-	-	<b>-100,00</b>	<b>-100,00</b>
746 SAMPIT	397	2.300	-	-	-100,00	-100,00
<b>8417800000 Incinerators, non-electric</b>	<b>423</b>	<b>3.819</b>	-	-	<b>-100,00</b>	<b>-100,00</b>
744 KUMAI	423	3.819	-	-	-100,00	-100,00
<b>8418999090 Oth part refriger &amp; freezers equipment electric/oth</b>	<b>67</b>	<b>603</b>	-	-	<b>-100,00</b>	<b>-100,00</b>
744 KUMAI	67	603	-	-	-100,00	-100,00
<b>8419199000 Instant water heaters oth than gas ,not for household type, non electric</b>	-	-	<b>135.500</b>	<b>550.629</b>	-	-
746 SAMPIT	-	-	135.500	550.629	-	-
<b>8419311090 Oth.than evaporators, dryers for agri products, electrically operated</b>	<b>2.664</b>	<b>34.707</b>	-	-	<b>-100,00</b>	<b>-100,00</b>
746 SAMPIT	2.664	34.707	-	-	-100,00	-100,00
<b>8419312000 Dryers for agriculture products, nonelectrically operated</b>	<b>71.738</b>	<b>438.394</b>	-	-	<b>-100,00</b>	<b>-100,00</b>
744 KUMAI	71.738	438.394	-	-	-100,00	-100,00

**LANJUTAN TABEL 2.8. DATA IMPOR KALIMANTAN TENGAH MENURUT KOMODITI HS 2012 DAN PELABUHAN BONGKAR, 2011-2012**

KOMODITI HS 2012 / PELABUHAN BONGKAR	2011		2012		% PERUBAHAN	
	BERAT KG	NILAI US\$	BERAT KG	NILAI US\$	BERAT	NILAI
(1)	(2)	(3)	(4)	(5)	(6)	(7)
<b>8419391900 Other dryers machine electrically operated</b>	<b>27.963</b>	<b>135.395</b>	<b>212.153</b>	<b>919.075</b>	<b>658,69</b>	<b>578,81</b>
746 SAMPIT	27.963	135.395	212.153	919.075	658,69	578,81
<b>8419392000 Other dryers machine not electrically operated</b>	<b>746</b>	<b>3.664</b>	-	-	<b>-100,00</b>	<b>-100,00</b>
746 SAMPIT	746	3.664	-	-	-100,00	-100,00
<b>8419401000 Distilling/rectifying plant electrically operated</b>	<b>143.029</b>	<b>485.063</b>	<b>13.175</b>	<b>133.338</b>	<b>-90,79</b>	<b>-72,51</b>
746 SAMPIT	6.383	46.591	13.175	133.338	106,41	186,19
750 PULANG PISAU	136.646	438.472	-	-	-100,00	-100,00
<b>8419501000 Heat exchange units for Cooling towers</b>	<b>85.167</b>	<b>218.630</b>	<b>44.200</b>	<b>176.095</b>	<b>-48,10</b>	<b>-19,46</b>
743 PANGKALAN BUN	7.617	18.630	-	-	-100,00	-100,00
746 SAMPIT	77.550	200.000	44.200	176.095	-43,00	-11,95
<b>8419509010 Condensers for air conditionersfor motor vehicles</b>	-	-	<b>1.072</b>	<b>24.109</b>	-	-
746 SAMPIT	-	-	1.072	24.109	-	-
<b>8419509020 Oth condensers for air conditioners</b>	-	-	<b>19.456</b>	<b>331.391</b>	-	-
746 SAMPIT	-	-	19.456	331.391	-	-
<b>8419509030 Oth condensers electrically operated</b>	<b>53.030</b>	<b>483.215</b>	-	-	<b>-100,00</b>	<b>-100,00</b>
746 SAMPIT	53.030	483.215	-	-	-100,00	-100,00
<b>8419509040 Oth condensers not electrically operated</b>	-	-	<b>3.753</b>	<b>85.387</b>	-	-
746 SAMPIT	-	-	3.753	85.387	-	-

**LANJUTAN TABEL 2.8. DATA IMPOR KALIMANTAN TENGAH MENURUT KOMODITI HS 2012 DAN PELABUHAN BONGKAR, 2011-2012**

KOMODITI HS 2012 / PELABUHAN BONGKAR	2011		2012		% PERUBAHAN	
	BERAT KG	NILAI US\$	BERAT KG	NILAI US\$	BERAT	NILAI
(1)	(2)	(3)	(4)	(5)	(6)	(7)
<b>8419602000 Machinery for liquefying air or othgases not electrically operated</b>	-	-	<b>2.587</b>	<b>58.694</b>	-	-
746 SAMPIT	-	-	2.587	58.694	-	-
<b>8419891900 Oth mach for making hot drinks/for cooking/heating food,electricall operate</b>	<b>695.277</b>	<b>2.593.724</b>	<b>1.824.201</b>	<b>9.045.060</b>	<b>162,37</b>	<b>248,73</b>
743 PANGKALAN BUN	91.843	220.181	-	-	<b>-100,00</b>	<b>-100,00</b>
744 KUMAI	220.612	1.292.217	255.343	739.967	<b>15,74</b>	<b>-42,74</b>
746 SAMPIT	382.822	1.081.326	1.449.071	7.470.834	<b>278,52</b>	<b>590,90</b>
750 PULANG PISAU	-	-	119.787	834.259	-	-
<b>8419901900 Parts, oth machicne electrically operated</b>	<b>24.790</b>	<b>587.863</b>	<b>13.475</b>	<b>63.316</b>	<b>-45,64</b>	<b>-89,23</b>
744 KUMAI	24.790	587.863	12.225	34.640	<b>-50,69</b>	<b>-94,11</b>
750 PULANG PISAU	-	-	1.250	28.676	-	-
<b>8419902100 Part machine,non-electric op,for treatby proces involve heat ,household type</b>	-	-	<b>223</b>	<b>5.116</b>	-	-
750 PULANG PISAU	-	-	223	5.116	-	-
<b>8419902900 Part machine,non-electric op,for treatby proces involve heat ,not household ty</b>	-	-	<b>183</b>	<b>6.564</b>	-	-
746 SAMPIT	-	-	183	6.564	-	-
<b>8420109000 Oth calendering/oth rolling machine</b>	<b>1.727</b>	<b>10.000</b>	-	-	<b>-100,00</b>	<b>-100,00</b>
746 SAMPIT	1.727	10.000	-	-	<b>-100,00</b>	<b>-100,00</b>
<b>8421191000 Centrifuges,including centrifugal dryers for sugar manufacture</b>	<b>8.633</b>	<b>72.292</b>	-	-	<b>-100,00</b>	<b>-100,00</b>
744 KUMAI	8.633	72.292	-	-	<b>-100,00</b>	<b>-100,00</b>
<b>8421199000 Oth centrifuges,including centrifugal dryers</b>	<b>4.140</b>	<b>10.150</b>	-	-	<b>-100,00</b>	<b>-100,00</b>
743 PANGKALAN BUN	4.140	10.150	-	-	<b>-100,00</b>	<b>-100,00</b>

**LANJUTAN TABEL 2.8. DATA IMPOR KALIMANTAN TENGAH MENURUT KOMODITI HS 2012 DAN PELABUHAN BONGKAR, 2011-2012**

KOMODITI HS 2012 / PELABUHAN BONGKAR	2011		2012		% PERUBAHAN	
	BERAT KG	NILAI US\$	BERAT KG	NILAI US\$	BERAT	NILAI
(1)	(2)	(3)	(4)	(5)	(6)	(7)
<b>8421211900 Oth filtering/purifying water machin&amp; app of a capacity &lt;= 500 l/h</b>	<b>6.128</b>	<b>15.000</b>	<b>18.356</b>	<b>65.117</b>	<b>199,54</b>	<b>334,11</b>
743 PANGKALAN BUN	6.128	15.000	-	-	<b>-100,00</b>	<b>-100,00</b>
744 KUMAI	-	-	4.090	23.238	-	-
746 SAMPIT	-	-	14.266	41.879	-	-
<b>8421212200 Filtering/purifying water machine &amp; app,electrically operated of a cap&gt; 500 l/h</b>	<b>120.239</b>	<b>390.475</b>	<b>25.817</b>	<b>119.680</b>	<b>-78,53</b>	<b>-69,35</b>
746 SAMPIT	120.239	390.475	25.817	119.680	<b>-78,53</b>	<b>-69,35</b>
<b>8421212300 Filtering/purifying water machine &amp; app,non electric operated of a cap&gt; 500 l/h</b>	-	-	<b>7.342</b>	<b>31.750</b>	-	-
746 SAMPIT	-	-	7.342	31.750	-	-
<b>8421231100 Oil filters for internal combustionengines machinery pos 8429 or 8430</b>	-	-	<b>24</b>	<b>2.305</b>	-	-
746 SAMPIT	-	-	24	2.305	-	-
<b>8421239900 Petrol filters for internal combustionengines machinery pos 8429 or 8430</b>	<b>12.417</b>	<b>61.511</b>	-	-	<b>-100,00</b>	<b>-100,00</b>
746 SAMPIT	12.417	61.511	-	-	<b>-100,00</b>	<b>-100,00</b>
<b>8421299000 Oth filtering machinery &amp; apparatus forliquids not electrically operated</b>	<b>97.180</b>	<b>944.512</b>	<b>209.524</b>	<b>1.422.353</b>	<b>115,60</b>	<b>50,59</b>
743 PANGKALAN BUN	24.535	173.746	-	-	<b>-100,00</b>	<b>-100,00</b>
744 KUMAI	15.400	356.975	77.090	347.393	<b>400,58</b>	<b>-2,68</b>
746 SAMPIT	57.245	413.791	130.720	1.068.812	<b>128,35</b>	<b>158,30</b>
750 PULANG PISAU	-	-	1.714	6.148	-	-
<b>8421319000 Oth intake air filters for internalcombustion engines</b>	<b>577</b>	<b>8.150</b>	-	-	<b>-100,00</b>	<b>-100,00</b>
746 SAMPIT	577	8.150	-	-	<b>-100,00</b>	<b>-100,00</b>

**LANJUTAN TABEL 2.8. DATA IMPOR KALIMANTAN TENGAH MENURUT KOMODITI HS 2012 DAN PELABUHAN BONGKAR, 2011-2012**

KOMODITI HS 2012 / PELABUHAN BONGKAR	2011		2012		% PERUBAHAN	
	BERAT KG	NILAI US\$	BERAT KG	NILAI US\$	BERAT	NILAI
(1)	(2)	(3)	(4)	(5)	(6)	(7)
<b>8421399000 Filtering machines&amp;apparatus for gases</b>	<b>15.649</b>	<b>52.687</b>	<b>5.559</b>	<b>88.815</b>	<b>-64,48</b>	<b>68,57</b>
743 PANGKALAN BUN	15.235	37.075	-	-	-100,00	-100,00
744 KUMAI	414	15.612	-	-	-100,00	-100,00
746 SAMPIT	-	-	5.559	88.815	-	-
<b>8421999900 Oth parts of goods of subheading8421.21.11/8421.21.21</b>	<b>-</b>	<b>-</b>	<b>7</b>	<b>328</b>	<b>-</b>	<b>-</b>
750 PULANG PISAU	-	-	7	328	-	-
<b>8423301000 Constan weight scales,predetermin weightscales &amp; hopper scales,electric operat</b>	<b>1.049</b>	<b>54.111</b>	<b>-</b>	<b>-</b>	<b>-100,00</b>	<b>-100,00</b>
746 SAMPIT	1.049	54.111	-	-	-100,00	-100,00
<b>8423812000 Oth weighing machinery,max capacity&lt;=30 kg, not electrically operated</b>	<b>-</b>	<b>-</b>	<b>20.838</b>	<b>77.400</b>	<b>-</b>	<b>-</b>
746 SAMPIT	-	-	20.838	77.400	-	-
<b>8423891000 Oth weigh mach,oth.capacity &gt; 5 000kg,electrically operated</b>	<b>13.052</b>	<b>48.089</b>	<b>2.666</b>	<b>9.389</b>	<b>-79,57</b>	<b>-80,48</b>
744 KUMAI	13.052	48.089	-	-	-100,00	-100,00
750 PULANG PISAU	-	-	2.666	9.389	-	-
<b>8424300000 Steam/sand blasting machines&amp;similar jet projecting machines, electrical operate</b>	<b>-</b>	<b>-</b>	<b>9.344</b>	<b>40.256</b>	<b>-</b>	<b>-</b>
746 SAMPIT	-	-	9.344	40.256	-	-
<b>8424811000 Oth spraying liquid machine for agricul/hortikultural, drip irrigation systems</b>	<b>2.590</b>	<b>12.651</b>	<b>4.944</b>	<b>19.749</b>	<b>90,89</b>	<b>56,11</b>
746 SAMPIT	2.590	12.651	4.944	19.749	90,89	56,11



**LANJUTAN TABEL 2.8. DATA IMPOR KALIMANTAN TENGAH MENURUT KOMODITI HS 2012 DAN PELABUHAN BONGKAR, 2011-2012**

KOMODITI HS 2012 / PELABUHAN BONGKAR	2011		2012		% PERUBAHAN	
	BERAT KG	NILAI US\$	BERAT KG	NILAI US\$	BERAT	NILAI
(1)	(2)	(3)	(4)	(5)	(6)	(7)
<b>8425390000 Oth winches;capstans,oth than powered by oth electric motor</b>	<b>44.388</b>	<b>565.880</b>	<b>41.634</b>	<b>266.891</b>	<b>-6,20</b>	<b>-52,84</b>
744 KUMAI	44.388	565.880	13.843	39.001	-68,81	-93,11
750 PULANG PISAU	-	-	27.791	227.890	-	-
<b>8426199000 Other transporter cranes</b>	<b>12.250</b>	<b>92.600</b>	<b>752</b>	<b>14.505</b>	<b>-93,86</b>	<b>-84,34</b>
744 KUMAI	12.250	92.600	-	-	-100,00	-100,00
746 SAMPIT	-	-	752	14.505	-	-
<b>8426490000 Other Mobile lifting frames, self propelled,oth than on tyres</b>	<b>-</b>	<b>-</b>	<b>278.406</b>	<b>3.832.500</b>	<b>-</b>	<b>-</b>
750 PULANG PISAU	-	-	278.406	3.832.500	-	-
<b>8426990000 Other derricks machine designed formounting oth than on road vehicles</b>	<b>-</b>	<b>-</b>	<b>211</b>	<b>3.189</b>	<b>-</b>	<b>-</b>
750 PULANG PISAU	-	-	211	3.189	-	-
<b>8428209000 Oth pneumatic elevators &amp; conveyors</b>	<b>2.932</b>	<b>26.007</b>	<b>-</b>	<b>-</b>	<b>-100,00</b>	<b>-100,00</b>
746 SAMPIT	2.932	26.007	-	-	-100,00	-100,00
<b>8428329000 Oth continuous act elevators &amp;conveyorsof bucket type,not used for agri type</b>	<b>1.222.496</b>	<b>4.745.644</b>	<b>2.014.606</b>	<b>8.239.278</b>	<b>64,79</b>	<b>73,62</b>
743 PANGKALAN BUN	151.792	359.649	-	-	-100,00	-100,00
746 SAMPIT	712.350	3.236.508	1.611.114	6.964.025	126,17	115,17
750 PULANG PISAU	358.354	1.149.487	403.492	1.275.253	12,60	10,94
<b>8428391000 Other elevator of kind use foragriculture</b>	<b>2.190</b>	<b>17.238</b>	<b>-</b>	<b>-</b>	<b>-100,00</b>	<b>-100,00</b>
746 SAMPIT	2.190	17.238	-	-	-100,00	-100,00

**LANJUTAN TABEL 2.8. DATA IMPOR KALIMANTAN TENGAH MENURUT KOMODITI HS 2012 DAN PELABUHAN BONGKAR, 2011-2012**

KOMODITI HS 2012 / PELABUHAN BONGKAR	2011		2012		% PERUBAHAN	
	BERAT KG	NILAI US\$	BERAT KG	NILAI US\$	BERAT	NILAI
(1)	(2)	(3)	(4)	(5)	(6)	(7)
<b>8428399000 Oth continuous-action elevators&amp;conveyor, for goods/materials</b>	<b>6.592.423</b>	<b>4.619.768</b>	<b>754.054</b>	<b>2.496.163</b>	<b>-88,56</b>	<b>-45,97</b>
743 PANGKALAN BUN	83.381	204.101	-	-	<b>-100,00</b>	<b>-100,00</b>
744 KUMAI	626	14.720	424.647	1.200.900	<b>67.734,98</b>	<b>8.058,29</b>
746 SAMPIT	6.508.416	4.400.947	329.406	1.295.109	<b>-94,94</b>	<b>-70,57</b>
750 PULANG PISAU	-	-	1	154	-	-
<b>8428909000 Other machine for lifting, handling, loading/unloading</b>	<b>118.071</b>	<b>288.610</b>	<b>196.503</b>	<b>555.682</b>	<b>66,43</b>	<b>92,54</b>
743 PANGKALAN BUN	118.071	288.610	-	-	<b>-100,00</b>	<b>-100,00</b>
744 KUMAI	-	-	196.503	555.682	-	-
<b>8429190000 Bulldozer &amp; angledozers other than track laying</b>	<b>-</b>	<b>-</b>	<b>203</b>	<b>3.921</b>	<b>-</b>	<b>-</b>
746 SAMPIT	-	-	203	3.921	-	-
<b>8429590000 Mech shovels,excavators &amp; shove loaderoth front-end shovel,cannot revolving 36</b>	<b>1.950</b>	<b>9.700</b>	<b>-</b>	<b>-</b>	<b>-100,00</b>	<b>-100,00</b>
746 SAMPIT	1.950	9.700	-	-	<b>-100,00</b>	<b>-100,00</b>
<b>8431399000 Part of other lifting,handling/loadingmachine</b>	<b>12.022</b>	<b>108.757</b>	<b>1.710.854</b>	<b>8.554.447</b>	<b>14.131,03</b>	<b>7.765,65</b>
746 SAMPIT	597	7.011	-	-	<b>-100,00</b>	<b>-100,00</b>
750 PULANG PISAU	-	-	1.710.854	8.554.447	-	-
751 TELUK SEBANGAU	11.425	101.746	-	-	<b>-100,00</b>	<b>-100,00</b>
<b>8431491000 Parts of machinery of heading 84.26 oththan Buckets, shovels, grabs and grips</b>	<b>-</b>	<b>-</b>	<b>1.208</b>	<b>27.695</b>	<b>-</b>	<b>-</b>
750 PULANG PISAU	-	-	1.208	27.695	-	-

**LANJUTAN TABEL 2.8. DATA IMPOR KALIMANTAN TENGAH MENURUT KOMODITI HS 2012 DAN PELABUHAN BONGKAR, 2011-2012**

KOMODITI HS 2012 / PELABUHAN BONGKAR (1)	2011		2012		% PERUBAHAN	
	BERAT KG (2)	NILAI US\$ (3)	BERAT KG (4)	NILAI US\$ (5)	BERAT (6)	NILAI (7)
<b>8431499000 Oth parts suitable use of machinery of heading 84.30</b>	<b>95</b>	<b>1.545</b>	<b>39.956</b>	<b>427.116</b>	<b>41.958,95</b>	<b>27.545,05</b>
743 PANGKALAN BUN	95	1.545	-	-	-100,00	-100,00
750 PULANG PISAU	-	-	39.956	427.116	-	-
<b>8432400000 Manure spreaders ,fertiliser distributor</b>	<b>1.000</b>	<b>12.810</b>	-	-	<b>-100,00</b>	<b>-100,00</b>
746 SAMPIT	1.000	12.810	-	-	-100,00	-100,00
<b>8432909000 Parts oth machinery for soil preparation/cultivation</b>	<b>221</b>	<b>1.964</b>	-	-	<b>-100,00</b>	<b>-100,00</b>
746 SAMPIT	221	1.964	-	-	-100,00	-100,00
<b>8433520000 Other threshing machinery</b>	<b>160.508</b>	<b>729.585</b>	<b>95.768</b>	<b>343.374</b>	<b>-40,33</b>	<b>-52,94</b>
743 PANGKALAN BUN	8.410	20.646	-	-	-100,00	-100,00
744 KUMAI	92.006	340.164	-	-	-100,00	-100,00
746 SAMPIT	60.092	368.775	2.937	15.600	-95,11	-95,77
750 PULANG PISAU	-	-	92.831	327.774	-	-
<b>8435101000 Presses,crushers &amp; manufacture of wine,cider,fruit juices,electric operated</b>	<b>62.706</b>	<b>488.802</b>	<b>194.280</b>	<b>937.672</b>	<b>209,83</b>	<b>91,83</b>
746 SAMPIT	62.706	488.802	194.280	937.672	209,83	91,83
<b>8435901000 Parts of presses,crushers &amp; manufacture of wine,cider,fruit juices,electr opera</b>	<b>4.355</b>	<b>34.374</b>	<b>3.859</b>	<b>9.236</b>	<b>-11,39</b>	<b>-73,13</b>
746 SAMPIT	4.355	34.374	3.859	9.236	-11,39	-73,13
<b>8436801100 Other agric or horticultural machine,electric operated, inc Germination plant</b>	-	-	<b>9.285</b>	<b>47.250</b>	-	-
746 SAMPIT	-	-	9.285	47.250	-	-

**LANJUTAN TABEL 2.8. DATA IMPOR KALIMANTAN TENGAH MENURUT KOMODITI HS 2012 DAN PELABUHAN BONGKAR, 2011-2012**

KOMODITI HS 2012 / PELABUHAN BONGKAR	2011		2012		% PERUBAHAN	
	BERAT KG	NILAI US\$	BERAT KG	NILAI US\$	BERAT	NILAI
(1)	(2)	(3)	(4)	(5)	(6)	(7)
<b>8437103000</b> Machine for clean,sorting/grading seed ,grain dried leguminous vegetables,electr	-	-	<b>15.073</b>	<b>76.650</b>	-	-
746 SAMPIT	-	-	15.073	76.650	-	-
<b>8438809100</b> Other machine for the industrial preparation/manufacture, electric operated	<b>450</b>	<b>590</b>	-	-	<b>-100,00</b>	<b>-100,00</b>
746 SAMPIT	450	590	-	-	<b>-100,00</b>	<b>-100,00</b>
<b>8443120000</b> Ofset printing machinery, sheet - fed,office type (use sheet<22x36cm)	<b>17</b>	<b>150</b>	-	-	<b>-100,00</b>	<b>-100,00</b>
744 KUMAI	17	150	-	-	<b>-100,00</b>	<b>-100,00</b>
<b>8459691000</b> Other milling machines, electricallyoperated	<b>5.451</b>	<b>20.806</b>	<b>16.729</b>	<b>88.660</b>	<b>206,90</b>	<b>326,13</b>
746 SAMPIT	5.451	20.806	16.729	88.660	<b>206,90</b>	<b>326,13</b>
<b>8460391000</b> Oth sharpening (tool/cutter grinding)machines, electrically operated	-	-	<b>25.612</b>	<b>69.800</b>	-	-
746 SAMPIT	-	-	25.612	69.800	-	-
<b>8464201000</b> Grinding/polishing machines,electrically operated	-	-	<b>75.850</b>	<b>117.185</b>	-	-
744 KUMAI	-	-	75.850	117.185	-	-
<b>8467190000</b> Tool for working in the hand,pneumatic,in other type	<b>449</b>	<b>2.600</b>	<b>650</b>	<b>704</b>	<b>44,77</b>	<b>-72,92</b>
746 SAMPIT	449	2.600	650	704	<b>44,77</b>	<b>-72,92</b>
<b>8468800000</b> Other machinery and apparatus	-	-	<b>128</b>	<b>420</b>	-	-
746 SAMPIT	-	-	128	420	-	-
<b>8471309000</b> Oth portable digital automatic dataprocmach,weigh not more than 10 kg	<b>100</b>	<b>904</b>	-	-	<b>-100,00</b>	<b>-100,00</b>
744 KUMAI	100	904	-	-	<b>-100,00</b>	<b>-100,00</b>

**LANJUTAN TABEL 2.8. DATA IMPOR KALIMANTAN TENGAH MENURUT KOMODITI HS 2012 DAN PELABUHAN BONGKAR, 2011-2012**

KOMODITI HS 2012 / PELABUHAN BONGKAR	2011		2012		% PERUBAHAN	
	BERAT KG	NILAI US\$	BERAT KG	NILAI US\$	BERAT	NILAI
(1)	(2)	(3)	(4)	(5)	(6)	(7)
<b>8471604000 X-y coordinate input devices,includingmouse,light pens,joystick,track balls</b>	-	-	<b>1</b>	<b>94</b>	-	-
750 PULANG PISAU	-	-	1	94	-	-
<b>8472903000 Other office machines,electrically operated</b>	-	-	<b>5</b>	<b>1.308</b>	-	-
746 SAMPIT	-	-	5	1.308	-	-
<b>8474101000 Sorting,screening,separating/ washingmachines, electrically operated</b>	<b>167.274</b>	<b>846.646</b>	<b>258.443</b>	<b>869.311</b>	<b>54,50</b>	<b>2,68</b>
743 PANGKALAN BUN	46.617	283.354	-	-	<b>-100,00</b>	<b>-100,00</b>
744 KUMAI	35.025	221.376	-	-	<b>-100,00</b>	<b>-100,00</b>
746 SAMPIT	24.508	145.992	49.557	207.829	<b>102,21</b>	<b>42,36</b>
750 PULANG PISAU	61.124	195.924	208.886	661.482	<b>241,74</b>	<b>237,62</b>
<b>8474102000 Sorting,screening,separating/ washingmachines, not electrically operated</b>	-	-	<b>5.628</b>	<b>21.000</b>	-	-
746 SAMPIT	-	-	5.628	21.000	-	-
<b>8474201900 Crushing/grinding mach for earth,oresoth mineral substances,elect operated</b>	<b>215.295</b>	<b>1.450.751</b>	<b>75.312</b>	<b>265.986</b>	<b>-65,02</b>	<b>-81,67</b>
743 PANGKALAN BUN	55.477	362.175	-	-	<b>-100,00</b>	<b>-100,00</b>
744 KUMAI	159.818	1.088.576	-	-	<b>-100,00</b>	<b>-100,00</b>
750 PULANG PISAU	-	-	75.312	265.986	-	-
<b>8474311000 Concrete/mortar mixers, electricallyoperated</b>	-	-	<b>33.800</b>	<b>110.190</b>	-	-
746 SAMPIT	-	-	33.800	110.190	-	-

**LANJUTAN TABEL 2.8. DATA IMPOR KALIMANTAN TENGAH MENURUT KOMODITI HS 2012 DAN PELABUHAN BONGKAR, 2011-2012**

KOMODITI HS 2012 / PELABUHAN BONGKAR	2011		2012		% PERUBAHAN	
	BERAT KG	NILAI US\$	BERAT KG	NILAI US\$	BERAT	NILAI
(1)	(2)	(3)	(4)	(5)	(6)	(7)
<b>8474391000 Other mixing/kneading machines electrically operated</b>	<b>8.009</b>	<b>24.529</b>	<b>280</b>	<b>7.705</b>	<b>-96,50</b>	<b>-68,59</b>
743 PANGKALAN BUN	7.134	16.855	-	-	<b>-100,00</b>	<b>-100,00</b>
746 SAMPIT	875	7.674	280	7.705	<b>-68,00</b>	<b>0,40</b>
<b>8474392000 Other mixing/kneading machines not electrically operated</b>	<b>1.014</b>	<b>12.960</b>	<b>-</b>	<b>-</b>	<b>-100,00</b>	<b>-100,00</b>
744 KUMAI	1.014	12.960	-	-	<b>-100,00</b>	<b>-100,00</b>
<b>8474801000 Mach for agglomerating, shaping/mauld solid mineral fuels, electric operated</b>	<b>-</b>	<b>-</b>	<b>20.896</b>	<b>566.970</b>	<b>-</b>	<b>-</b>
746 SAMPIT	-	-	20.896	566.970	-	-
<b>8474901000 Parts of mach for sort, creen, separate, wash, crush, grinding &amp; mixing, elect oprtd</b>	<b>-</b>	<b>-</b>	<b>548</b>	<b>7.311</b>	<b>-</b>	<b>-</b>
750 PULANG PISAU	-	-	548	7.311	-	-
<b>8479101000 Machinery for public works, building/the like electrically operated</b>	<b>-</b>	<b>-</b>	<b>7.720</b>	<b>35.090</b>	<b>-</b>	<b>-</b>
746 SAMPIT	-	-	7.720	35.090	-	-
<b>8479201000 Mach for the extract/preparation of animal/fix vegetable fat/oil, elect oprtd</b>	<b>1.871.077</b>	<b>13.426.263</b>	<b>5.117.173</b>	<b>19.065.854</b>	<b>173,49</b>	<b>42,00</b>
743 PANGKALAN BUN	7.535	18.500	-	-	<b>-100,00</b>	<b>-100,00</b>
744 KUMAI	105.169	630.377	2.341.655	9.381.017	<b>2.126,56</b>	<b>1.388,16</b>
746 SAMPIT	953.244	10.195.481	2.327.184	7.996.667	<b>144,13</b>	<b>-21,57</b>
750 PULANG PISAU	805.129	2.581.905	448.334	1.688.170	<b>-44,32</b>	<b>-34,62</b>
<b>8479202000 Mach for the extract/preparation of animal/fix vegetable fat/oil, not electrically</b>	<b>21.021</b>	<b>344.081</b>	<b>22.040</b>	<b>82.632</b>	<b>4,85</b>	<b>-75,98</b>
746 SAMPIT	21.021	344.081	22.040	82.632	<b>4,85</b>	<b>-75,98</b>

**LANJUTAN TABEL 2.8. DATA IMPOR KALIMANTAN TENGAH MENURUT KOMODITI HS 2012 DAN PELABUHAN BONGKAR, 2011-2012**

KOMODITI HS 2012 / PELABUHAN BONGKAR	2011		2012		% PERUBAHAN	
	BERAT KG	NILAI US\$	BERAT KG	NILAI US\$	BERAT	NILAI
(1)	(2)	(3)	(4)	(5)	(6)	(7)
<b>8479821000</b> Mixing,kneading,crush,grind,screen,sift,homogenis,& emulsift/stirr machelectrica	<b>154.080</b>	<b>933.491</b>	<b>360.316</b>	<b>1.783.250</b>	<b>133,85</b>	<b>91,03</b>
744 KUMAI	87.970	543.923	161.375	699.437	<b>83,44</b>	<b>28,59</b>
746 SAMPIT	66.110	389.568	198.941	1.083.813	<b>200,92</b>	<b>178,21</b>
<b>8479892000</b> Machinery for assembling CPU	-	-	<b>687</b>	<b>2.250</b>	-	-
746 SAMPIT	-	-	687	2.250	-	-
<b>8479893000</b> Oth mach for assembling CPU daughterboard in plastic case/housing,elect oprt	-	-	<b>73.314</b>	<b>503.652</b>	-	-
744 KUMAI	-	-	72.091	486.952	-	-
750 PULANG PISAU	-	-	1.223	16.700	-	-
<b>8479894000</b> Oth mach for assembling CPU daughterboard in plastic case/housing,not electr	-	-	<b>8.137</b>	<b>30.470</b>	-	-
746 SAMPIT	-	-	8.137	30.470	-	-
<b>8479902000</b> Part of goods Oth mach for assemblingCPU daughter plastic case/housing board	-	-	<b>985</b>	<b>17.256</b>	-	-
750 PULANG PISAU	-	-	985	17.256	-	-
<b>8479903000</b> Part of oth electrically operatedmachine	<b>3.501</b>	<b>31.072</b>	<b>376.450</b>	<b>1.791.610</b>	<b>10.652,64</b>	<b>5.666,00</b>
744 KUMAI	-	-	365.976	1.697.807	-	-
746 SAMPIT	3.501	31.072	6.531	61.303	<b>86,55</b>	<b>97,29</b>
750 PULANG PISAU	-	-	3.943	32.500	-	-
<b>8479904000</b> Part of nonelectrically operatedmachinery	-	-	<b>2.500</b>	<b>1.000</b>	-	-
744 KUMAI	-	-	2.500	1.000	-	-
<b>8481101100</b> Pres-reduce valve,iron/steel, manual	<b>255</b>	<b>19.401</b>	-	-	<b>-100,00</b>	<b>-100,00</b>
746 SAMPIT	255	19.401	-	-	<b>-100,00</b>	<b>-100,00</b>

**LANJUTAN TABEL 2.8. DATA IMPOR KALIMANTAN TENGAH MENURUT KOMODITI HS 2012 DAN PELABUHAN BONGKAR, 2011-2012**

KOMODITI HS 2012 / PELABUHAN BONGKAR	2011		2012		% PERUBAHAN	
	BERAT KG	NILAI US\$	BERAT KG	NILAI US\$	BERAT	NILAI
(1)	(2)	(3)	(4)	(5)	(6)	(7)
<b>8481101900</b> Pres-reduce valve,iron/steel,automaticoperate ,5 cm ? internal diamtr <40cm	-	-	<b>128.804</b>	<b>518.600</b>	-	-
746 SAMPIT	-	-	128.804	518.600	-	-
<b>8481301000</b> Check (nonreturn) valve of swing check-valve type,40 cm ?inlets intl dia< 60cm	<b>5.153</b>	<b>36.748</b>	<b>776</b>	<b>14.485</b>	<b>-84,94</b>	<b>-60,58</b>
746 SAMPIT	5.153	36.748	266	2.785	<b>-94,84</b>	<b>-92,42</b>
750 PULANG PISAU	-	-	510	11.700	-	-
<b>8481309000</b> Other check (nonreturn) valves	<b>49.820</b>	<b>127.678</b>	<b>505</b>	<b>2.897</b>	<b>-98,99</b>	<b>-97,73</b>
743 PANGKALAN BUN	45.953	112.180	-	-	<b>-100,00</b>	<b>-100,00</b>
744 KUMAI	-	-	505	2.897	-	-
746 SAMPIT	3.867	15.498	-	-	<b>-100,00</b>	<b>-100,00</b>
<b>8481401000</b> Safety/relief valves of copper/copperalloy < 2.5cm	-	-	<b>1.877</b>	<b>43.072</b>	-	-
750 PULANG PISAU	-	-	1.877	43.072	-	-
<b>8481409000</b> Oth safety/relief valves	<b>24.342</b>	<b>59.580</b>	<b>904</b>	<b>5.147</b>	<b>-96,29</b>	<b>-91,36</b>
743 PANGKALAN BUN	24.342	59.580	-	-	<b>-100,00</b>	<b>-100,00</b>
744 KUMAI	-	-	904	5.147	-	-
<b>8481806200</b> Cast iron gate valve,inlet diamtr? 4cm&cast iron butterfly valve,inlet dia ?8cm	<b>4.862</b>	<b>46.575</b>	-	-	<b>-100,00</b>	<b>-100,00</b>
746 SAMPIT	4.862	46.575	-	-	<b>-100,00</b>	<b>-100,00</b>
<b>8481807200</b> Other ball valves	<b>2.000</b>	<b>8.020</b>	<b>2.681</b>	<b>17.097</b>	<b>34,05</b>	<b>113,18</b>
744 KUMAI	-	-	2.681	17.097	-	-
746 SAMPIT	2.000	8.020	-	-	<b>-100,00</b>	<b>-100,00</b>



**LANJUTAN TABEL 2.8. DATA IMPOR KALIMANTAN TENGAH MENURUT KOMODITI HS 2012 DAN PELABUHAN BONGKAR, 2011-2012**

KOMODITI HS 2012 / PELABUHAN BONGKAR	2011		2012		% PERUBAHAN	
	BERAT KG	NILAI US\$	BERAT KG	NILAI US\$	BERAT	NILAI
(1)	(2)	(3)	(4)	(5)	(6)	(7)
<b>8481807300 Gate valve,manual operate,of iron/steel,5cm ?inlet/outlet internal diamt &lt; 40 cm</b>	<b>16.629</b>	<b>66.645</b>	<b>2.456</b>	<b>22.762</b>	<b>-85,23</b>	<b>-65,85</b>
744 KUMAI	-	-	613	3.467	-	-
746 SAMPIT	16.629	66.645	1.843	19.295	<b>-88,92</b>	<b>-71,05</b>
<b>8481809900 Other Fuel cut-off for vehicle</b>	-	-	<b>50.996</b>	<b>237.659</b>	-	-
744 KUMAI	-	-	1.179	6.932	-	-
746 SAMPIT	-	-	49.817	230.727	-	-
<b>8481909000 Others parts for taps, cocks, valvesand similar appliances</b>	-	-	<b>2.780</b>	<b>15.791</b>	-	-
744 KUMAI	-	-	2.780	15.791	-	-
<b>8482400000 Needle roller bearings</b>	<b>8</b>	<b>519</b>	-	-	<b>-100,00</b>	<b>-100,00</b>
743 PANGKALAN BUN	8	519	-	-	<b>-100,00</b>	<b>-100,00</b>
<b>8482500000 Oth cylindrical roller bearings</b>	-	-	<b>448</b>	<b>10.300</b>	-	-
750 PULANG PISAU	-	-	448	10.300	-	-
<b>8482800000 Oth,includ.combined ball/roller bearings</b>	<b>30</b>	<b>1.590</b>	-	-	<b>-100,00</b>	<b>-100,00</b>
743 PANGKALAN BUN	30	1.590	-	-	<b>-100,00</b>	<b>-100,00</b>
<b>8483109000 Other transmission shafts</b>	<b>32</b>	<b>282</b>	<b>70</b>	<b>2.473</b>	<b>118,75</b>	<b>776,95</b>
746 SAMPIT	32	282	19	50	<b>-40,63</b>	<b>-82,27</b>
750 PULANG PISAU	-	-	51	2.423	-	-
<b>8483202000 Bearing housing incorp. ball or rollerbearings for mach.of buldozer or grading</b>	-	-	<b>169</b>	<b>2.534</b>	-	-
750 PULANG PISAU	-	-	169	2.534	-	-

**LANJUTAN TABEL 2.8. DATA IMPOR KALIMANTAN TENGAH MENURUT KOMODITI HS 2012 DAN PELABUHAN BONGKAR, 2011-2012**

KOMODITI HS 2012 / PELABUHAN BONGKAR	2011		2012		% PERUBAHAN	
	BERAT KG	NILAI US\$	BERAT KG	NILAI US\$	BERAT	NILAI
(1)	(2)	(3)	(4)	(5)	(6)	(7)
<b>8483402000 Gear&amp;gearing oth than toothed wheels,for marine vessels</b>	<b>17.625</b>	<b>140.437</b>	<b>11.156</b>	<b>91.591</b>	<b>-36,70</b>	<b>-34,78</b>
746 SAMPIT	17.625	140.437	-	-	-100,00	-100,00
750 PULANG PISAU	-	-	11.156	91.591	-	-
<b>8483409000 Gear&amp;gearing oth than toothed wheels,for oth mar.vsl/mach of moving grading</b>	<b>65.653</b>	<b>552.597</b>	<b>560.680</b>	<b>4.660.996</b>	<b>754,01</b>	<b>743,47</b>
743 PANGKALAN BUN	8.777	21.792	-	-	-100,00	-100,00
744 KUMAI	41.021	476.364	53.861	517.071	31,30	8,55
746 SAMPIT	15.855	54.441	39.001	218.447	145,99	301,25
750 PULANG PISAU	-	-	467.818	3.925.478	-	-
<b>8483500000 Flywheels&amp;pulleys,including pulley block</b>	<b>14</b>	<b>2.381</b>	<b>46.472</b>	<b>216.630</b>	<b>331.842,86</b>	<b>8.998,28</b>
743 PANGKALAN BUN	14	2.381	-	-	-100,00	-100,00
746 SAMPIT	-	-	6.000	6.486	-	-
750 PULANG PISAU	-	-	40.472	210.144	-	-
<b>8483600000 Clutches &amp; shaft couplings(including universal joints)</b>	<b>22.967</b>	<b>202.401</b>	<b>553</b>	<b>10.453</b>	<b>-97,59</b>	<b>-94,84</b>
746 SAMPIT	2.030	16.045	553	10.453	-72,76	-34,85
751 TELUK SEBANGAU	20.937	186.356	-	-	-100,00	-100,00
<b>8483901900 Oth. parts of goods of trans. shafts</b>	<b>-</b>	<b>-</b>	<b>586</b>	<b>7.401</b>	<b>-</b>	<b>-</b>
746 SAMPIT	-	-	38	97	-	-
750 PULANG PISAU	-	-	548	7.304	-	-
<b>8483909900 Oth toothed wheels, chain sproccated</b>	<b>143.218</b>	<b>1.272.136</b>	<b>356</b>	<b>4.197</b>	<b>-99,75</b>	<b>-99,67</b>
744 KUMAI	-	-	356	4.197	-	-
751 TELUK SEBANGAU	143.218	1.272.136	-	-	-100,00	-100,00

**LANJUTAN TABEL 2.8. DATA IMPOR KALIMANTAN TENGAH MENURUT KOMODITI HS 2012 DAN PELABUHAN BONGKAR, 2011-2012**

KOMODITI HS 2012 / PELABUHAN BONGKAR	2011		2012		% PERUBAHAN	
	BERAT KG	NILAI US\$	BERAT KG	NILAI US\$	BERAT	NILAI
(1)	(2)	(3)	(4)	(5)	(6)	(7)
<b>8484100000</b> Gaskets&similar joint metal sheetingcombined with oth material/2 more layers	-	-	<b>4</b>	<b>39</b>	-	-
750 PULANG PISAU	-	-	4	39	-	-
<b>8487900000</b> Oth mach. parts, not cont. electric con-necter,insulator,coil, oth elec.features	-	-	<b>744</b>	<b>14.748</b>	-	-
750 PULANG PISAU	-	-	744	14.748	-	-
<b>8501109900</b> Others spindle (AC/DC) motors	<b>18.508</b>	<b>68.603</b>	<b>9.521</b>	<b>33.571</b>	<b>-48,56</b>	<b>-51,06</b>
744 KUMAI	18.508	68.603	-	-	<b>-100,00</b>	<b>-100,00</b>
750 PULANG PISAU	-	-	9.521	33.571	-	-
<b>8501330000</b> Motor dc, Generator dc75 kw < an output ? 375 kw	-	-	<b>4.808</b>	<b>39.204</b>	-	-
750 PULANG PISAU	-	-	4.808	39.204	-	-
<b>8501522100</b> Motor ac, multi-phase of1 kw < an output ? 37.5 kw	<b>20.499</b>	<b>187.662</b>	-	-	<b>-100,00</b>	<b>-100,00</b>
746 SAMPIT	20.499	187.662	-	-	<b>-100,00</b>	<b>-100,00</b>
<b>8501522900</b> Other motor ac, multi-phase of1 kw < an output ? 37.5 kw	-	-	<b>2.501</b>	<b>8.655</b>	-	-
746 SAMPIT	-	-	2.501	8.655	-	-
<b>8501523100</b> Motor ac, multi-phase of an output > 37.5 kw	<b>1.787</b>	<b>14.109</b>	-	-	<b>-100,00</b>	<b>-100,00</b>
746 SAMPIT	1.787	14.109	-	-	<b>-100,00</b>	<b>-100,00</b>
<b>8501530000</b> Motor ac of an output > 75 kw	-	-	<b>89.047</b>	<b>730.692</b>	-	-
750 PULANG PISAU	-	-	89.047	730.692	-	-
<b>8502122000</b> Electric generating sets & rotary conv.125 kva < an output ? 375 kva	<b>4.617</b>	<b>32.878</b>	-	-	<b>-100,00</b>	<b>-100,00</b>
746 SAMPIT	4.617	32.878	-	-	<b>-100,00</b>	<b>-100,00</b>

**LANJUTAN TABEL 2.8. DATA IMPOR KALIMANTAN TENGAH MENURUT KOMODITI HS 2012 DAN PELABUHAN BONGKAR, 2011-2012**

KOMODITI HS 2012 / PELABUHAN BONGKAR	2011		2012		% PERUBAHAN	
	BERAT KG	NILAI US\$	BERAT KG	NILAI US\$	BERAT	NILAI
(1)	(2)	(3)	(4)	(5)	(6)	(7)
<b>8502139000</b> Oth. elect generating sets&rotary conv.of an output > 12500 kva	-	-	<b>11.500</b>	<b>179.844</b>	-	-
746 SAMPIT	-	-	11.500	179.844	-	-
<b>8502203000</b> Generat sets with spark-ignition interncombst pist 100 kva < output ? 10000 kva	<b>29.316</b>	<b>396.104</b>	<b>250.817</b>	<b>2.320.485</b>	<b>755,56</b>	<b>485,83</b>
746 SAMPIT	14.300	347.800	66.913	1.738.959	<b>367,92</b>	<b>399,99</b>
750 PULANG PISAU	15.016	48.304	183.904	581.526	<b>1.124,72</b>	<b>1.103,89</b>
<b>8502392000</b> Oth generating sets not wind-powered of10 kva < output ? 10000 kva	<b>881.868</b>	<b>3.577.678</b>	-	-	<b>-100,00</b>	<b>-100,00</b>
743 PANGKALAN BUN	11.692	27.678	-	-	<b>-100,00</b>	<b>-100,00</b>
746 SAMPIT	870.176	3.550.000	-	-	<b>-100,00</b>	<b>-100,00</b>
<b>8504211000</b> Step-voltage regulators;instrument transformer with a power handl capacity?5kva	-	-	<b>1.391</b>	<b>31.863</b>	-	-
750 PULANG PISAU	-	-	1.391	31.863	-	-
<b>8504312100</b> Ring current tranformers with voltagerating ? 110 kv	<b>9.147</b>	<b>24.312</b>	-	-	<b>-100,00</b>	<b>-100,00</b>
744 KUMAI	9.147	24.312	-	-	<b>-100,00</b>	<b>-100,00</b>
<b>8504321900</b> Oth matching transformers, pwr handling1 kva < capacity ? 5 kva	<b>70</b>	<b>636</b>	-	-	<b>-100,00</b>	<b>-100,00</b>
744 KUMAI	70	636	-	-	<b>-100,00</b>	<b>-100,00</b>
<b>8504401900</b> Other uninterrupted power supplies	-	-	<b>126</b>	<b>1.252</b>	-	-
750 PULANG PISAU	-	-	126	1.252	-	-
<b>8504404000</b> Inverters	<b>120</b>	<b>12.307</b>	-	-	<b>-100,00</b>	<b>-100,00</b>
746 SAMPIT	120	12.307	-	-	<b>-100,00</b>	<b>-100,00</b>

**LANJUTAN TABEL 2.8. DATA IMPOR KALIMANTAN TENGAH MENURUT KOMODITI HS 2012 DAN PELABUHAN BONGKAR, 2011-2012**

KOMODITI HS 2012 / PELABUHAN BONGKAR	2011		2012		% PERUBAHAN	
	BERAT KG	NILAI US\$	BERAT KG	NILAI US\$	BERAT	NILAI
(1)	(2)	(3)	(4)	(5)	(6)	(7)
<b>8505900000 Other electro magnetic including parts</b>	-	-	<b>1.603</b>	<b>21.837</b>	-	-
750 PULANG PISAU	-	-	1.603	21.837	-	-
<b>8511402100 Other unassembled starter motors forengine vehicle of car, transport&amp;special</b>	<b>97</b>	<b>3.118</b>	-	-	<b>-100,00</b>	<b>-100,00</b>
743 PANGKALAN BUN	97	3.118	-	-	<b>-100,00</b>	<b>-100,00</b>
<b>8512400000 Windscreen wiper, defroster &amp; demisters</b>	<b>1.444</b>	<b>12.791</b>	-	-	<b>-100,00</b>	<b>-100,00</b>
746 SAMPIT	1.444	12.791	-	-	<b>-100,00</b>	<b>-100,00</b>
<b>8515290000 Mach and app for resistance welding ofmetal, non-automatic</b>	-	-	<b>224</b>	<b>1.080</b>	-	-
746 SAMPIT	-	-	224	1.080	-	-
<b>8517701000 Parts of control and adaptor unitsincluding gateways, bridges, routers</b>	-	-	<b>1.819</b>	<b>14.003</b>	-	-
750 PULANG PISAU	-	-	1.819	14.003	-	-
<b>8517709900 Other aerials or antennae</b>	<b>59</b>	<b>728</b>	-	-	<b>-100,00</b>	<b>-100,00</b>
750 PULANG PISAU	59	728	-	-	<b>-100,00</b>	<b>-100,00</b>
<b>8525801000 Web cameras</b>	-	-	<b>515</b>	<b>11.804</b>	-	-
750 PULANG PISAU	-	-	515	11.804	-	-
<b>8525805090 Other digital cameras</b>	-	-	<b>5.578</b>	<b>45.568</b>	-	-
750 PULANG PISAU	-	-	5.578	45.568	-	-
<b>8526109000 Other radar apparatus</b>	-	-	<b>11.924</b>	<b>97.500</b>	-	-
750 PULANG PISAU	-	-	11.924	97.500	-	-

**LANJUTAN TABEL 2.8. DATA IMPOR KALIMANTAN TENGAH MENURUT KOMODITI HS 2012 DAN PELABUHAN BONGKAR, 2011-2012**

KOMODITI HS 2012 / PELABUHAN BONGKAR	2011		2012		% PERUBAHAN	
	BERAT KG	NILAI US\$	BERAT KG	NILAI US\$	BERAT	NILAI
(1)	(2)	(3)	(4)	(5)	(6)	(7)
<b>8528591000 Other monitor, colour</b>	-	-	<b>3.383</b>	<b>77.672</b>	-	-
750 PULANG PISAU	-	-	3.383	77.672	-	-
<b>8529102100 Parabolic aerial reflector dishes for TVreception</b>	-	-	<b>326</b>	<b>7.470</b>	-	-
750 PULANG PISAU	-	-	326	7.470	-	-
<b>8529102900 Oth parabolic aerial reflector dish forTV reception</b>	-	-	<b>2</b>	<b>378</b>	-	-
750 PULANG PISAU	-	-	2	378	-	-
<b>8529109200 Oth aeriels&amp;aeriels reflector,used withtransmission app. for radio-broadcast/TV</b>	-	-	<b>1.688</b>	<b>23.776</b>	-	-
750 PULANG PISAU	-	-	1.688	23.776	-	-
<b>8529902000 Part of decoder for use w/ transmission,radar&amp;reception app. ,monitor&amp;projector</b>	-	-	<b>989</b>	<b>22.690</b>	-	-
750 PULANG PISAU	-	-	989	22.690	-	-
<b>8529905900 Oth printed circuit board; assembled,for other goods</b>	-	-	<b>2.807</b>	<b>24.447</b>	-	-
750 PULANG PISAU	-	-	2.807	24.447	-	-
<b>8530800000 Equipment for roads,inland waterways,parking facility,port install./airfields</b>	-	-	<b>338</b>	<b>4.840</b>	-	-
750 PULANG PISAU	-	-	338	4.840	-	-
<b>8531101000 Burglar alarms</b>	<b>9.171</b>	<b>119.385</b>	-	-	<b>-100,00</b>	<b>-100,00</b>
746 SAMPIT	9.171	119.385	-	-	<b>-100,00</b>	<b>-100,00</b>
<b>8535400000 Lightning arresters,voltage limiters andsurge suppressors</b>	<b>5.894</b>	<b>38.786</b>	<b>21.484</b>	<b>143.025</b>	<b>264,51</b>	<b>268,75</b>
746 SAMPIT	5.894	38.786	21.484	143.025	<b>264,51</b>	<b>268,75</b>

**LANJUTAN TABEL 2.8. DATA IMPOR KALIMANTAN TENGAH MENURUT KOMODITI HS 2012 DAN PELABUHAN BONGKAR, 2011-2012**

KOMODITI HS 2012 / PELABUHAN BONGKAR	2011		2012		% PERUBAHAN	
	BERAT KG	NILAI US\$	BERAT KG	NILAI US\$	BERAT	NILAI
(1)	(2)	(3)	(4)	(5)	(6)	(7)
<b>8535901000 Bushing and tap changer assemblies for electricity distrib/power transformers</b>	<b>2</b>	<b>14</b>	-	-	<b>-100,00</b>	<b>-100,00</b>
746 SAMPIT	2	14	-	-	<b>-100,00</b>	<b>-100,00</b>
<b>8535909000 Oth bushing and tap changer assembl. for electricity distrib/power transformers</b>	<b>672</b>	<b>3.888</b>	<b>1.984</b>	<b>27.579</b>	<b>195,24</b>	<b>609,34</b>
746 SAMPIT	672	3.888	-	-	<b>-100,00</b>	<b>-100,00</b>
750 PULANG PISAU	-	-	1.984	27.579	-	-
<b>8536502000 Over-current and residual-current automatic switches</b>	-	-	<b>1.938</b>	<b>44.464</b>	-	-
750 PULANG PISAU	-	-	1.938	44.464	-	-
<b>8536505900 Electronic AC switch, voltage &lt;=1000V, for a current &gt;= 16A</b>	-	-	<b>84</b>	<b>1.345</b>	-	-
750 PULANG PISAU	-	-	84	1.345	-	-
<b>8536509900 Oth make&amp;break switch, &gt;500V</b>	-	-	<b>6.117</b>	<b>84.145</b>	-	-
750 PULANG PISAU	-	-	6.117	84.145	-	-
<b>8536901200 Connection&amp;contact elements for wires&amp;cables; wafer probers; current &lt; 16A</b>	-	-	<b>96</b>	<b>2.207</b>	-	-
750 PULANG PISAU	-	-	96	2.207	-	-
<b>8536901900 Connection&amp;contact elements for wires&amp;cables; wafer probers; current &gt;= 16A</b>	-	-	<b>5.030</b>	<b>65.410</b>	-	-
750 PULANG PISAU	-	-	5.030	65.410	-	-
<b>8536903900 Cable connector, connector/adaptor for co-axial cable, commutator, current &gt;=16A</b>	-	-	<b>2</b>	<b>26</b>	-	-
750 PULANG PISAU	-	-	2	26	-	-
<b>8536909900 Oth cable connector, for a current &gt;= 16A</b>	-	-	<b>798</b>	<b>9.387</b>	-	-
744 KUMAI	-	-	798	9.387	-	-

**LANJUTAN TABEL 2.8. DATA IMPOR KALIMANTAN TENGAH MENURUT KOMODITI HS 2012 DAN PELABUHAN BONGKAR, 2011-2012**

KOMODITI HS 2012 / PELABUHAN BONGKAR	2011		2012		% PERUBAHAN	
	BERAT KG	NILAI US\$	BERAT KG	NILAI US\$	BERAT	NILAI
(1)	(2)	(3)	(4)	(5)	(6)	(7)
<b>8537101100 Control panel use in distributed controlsystem;voltage&lt;1000V</b>	<b>293.885</b>	<b>1.435.642</b>	<b>606.414</b>	<b>2.289.757</b>	<b>106,34</b>	<b>59,49</b>
746 SAMPIT	143.458	953.291	87.212	648.524	-39,21	-31,97
750 PULANG PISAU	150.427	482.351	519.202	1.641.233	245,15	240,26
<b>8537101300 Control panel for AC,refrig.,wash. mach.,vacuum cleaner,mixer,water heater</b>	-	-	<b>84</b>	<b>1.290</b>	-	-
750 PULANG PISAU	-	-	84	1.290	-	-
<b>8537101900 Other control panel</b>	-	-	<b>5.719</b>	<b>20.968</b>	-	-
746 SAMPIT	-	-	5.719	20.968	-	-
<b>8537103000 Programmable logic controllers for auto-mach for trans. for semiconductor device</b>	-	-	<b>192</b>	<b>1.662</b>	-	-
750 PULANG PISAU	-	-	192	1.662	-	-
<b>8537109100 Switchboard used in radio equipentor electric fans</b>	<b>21.938</b>	<b>138.071</b>	<b>5.324</b>	<b>20.000</b>	<b>-75,73</b>	<b>-85,51</b>
743 PANGKALAN BUN	17.967	44.000	-	-	-100,00	-100,00
746 SAMPIT	3.971	94.071	5.324	20.000	34,07	-78,74
<b>8537109900 Switchboard use for other prposes</b>	-	-	<b>10.382</b>	<b>122.088</b>	-	-
744 KUMAI	-	-	10.382	122.088	-	-
<b>8537201900 Switchboards incorp. elect instrum forbreak,connect/protect elect circ&lt;=66 KV</b>	<b>105.272</b>	<b>389.348</b>	<b>71.476</b>	<b>253.921</b>	<b>-32,10</b>	<b>-34,78</b>
744 KUMAI	105.272	389.348	-	-	-100,00	-100,00
746 SAMPIT	-	-	924	4.811	-	-
750 PULANG PISAU	-	-	70.552	249.110	-	-
<b>8537202900 Control panels incorp. elect instrum forbreak,connect/protect elect circ&lt;=66 KV</b>	<b>10.623</b>	<b>51.524</b>	<b>28.508</b>	<b>115.630</b>	<b>168,36</b>	<b>124,42</b>
746 SAMPIT	10.623	51.524	28.508	115.630	168,36	124,42



**LANJUTAN TABEL 2.8. DATA IMPOR KALIMANTAN TENGAH MENURUT KOMODITI HS 2012 DAN PELABUHAN BONGKAR, 2011-2012**

KOMODITI HS 2012 / PELABUHAN BONGKAR	2011		2012		% PERUBAHAN	
	BERAT KG	NILAI US\$	BERAT KG	NILAI US\$	BERAT	NILAI
(1)	(2)	(3)	(4)	(5)	(6)	(7)
<b>8537209000</b> Oth board for elect. control for voltage> 1000 volt	-	-	<b>18.009</b>	<b>181.784</b>	-	-
746 SAMPIT	-	-	18.009	181.784	-	-
<b>8538101900</b> Oth part of programable logic controllerused in other equipment, <=1000V	-	-	<b>15.986</b>	<b>188.000</b>	-	-
744 KUMAI	-	-	15.986	188.000	-	-
<b>8539292000</b> Other filament lamps, excl UV/infraredlamps,for motor vehicles	-	-	<b>2</b>	<b>65</b>	-	-
750 PULANG PISAU	-	-	2	65	-	-
<b>8543701000</b> Electric fence energisers	-	-	<b>456</b>	<b>10.500</b>	-	-
750 PULANG PISAU	-	-	456	10.500	-	-
<b>8543709000</b> Oth electrical machines & apparatus,having individual fuctions	-	-	<b>64.267</b>	<b>484.032</b>	-	-
750 PULANG PISAU	-	-	64.267	484.032	-	-
<b>8544190090</b> Winding wire not of copper,not lacquere/enamelled, not manganese resistance wire	<b>784</b>	<b>4.538</b>	-	-	<b>-100,00</b>	<b>-100,00</b>
746 SAMPIT	784	4.538	-	-	<b>-100,00</b>	<b>-100,00</b>
<b>8544201100</b> Co-axial cable/elec;fitted w/ connector;<=66.000V;insulated w/ rubber/plastic	<b>27.538</b>	<b>143.882</b>	-	-	<b>-100,00</b>	<b>-100,00</b>
744 KUMAI	27.538	143.882	-	-	<b>-100,00</b>	<b>-100,00</b>
<b>8544202100</b> Co-axial cable/elec;unfitted w/ conecotr;<=66.000V;insulated w/ rubber/plastic	-	-	<b>134.677</b>	<b>839.314</b>	-	-
746 SAMPIT	-	-	134.677	839.314	-	-
<b>8544202900</b> Co-axial cable/elec;unfitted w/ conecotr;<=66.000V;insulate not w/ rubber/plastic	-	-	<b>47.611</b>	<b>206.164</b>	-	-
746 SAMPIT	-	-	47.611	206.164	-	-

**LANJUTAN TABEL 2.8. DATA IMPOR KALIMANTAN TENGAH MENURUT KOMODITI HS 2012 DAN PELABUHAN BONGKAR, 2011-2012**

KOMODITI HS 2012 / PELABUHAN BONGKAR	2011		2012		% PERUBAHAN	
	BERAT KG	NILAI US\$	BERAT KG	NILAI US\$	BERAT	NILAI
(1)	(2)	(3)	(4)	(5)	(6)	(7)
<b>8544309100</b> Ignition wiring sets,not wiring set,usedin vehicle,aircraft/ship;insulate rubber	<b>217</b>	<b>4.982</b>	-	-	<b>-100,00</b>	<b>-100,00</b>
743 PANGKALAN BUN	217	4.982	-	-	<b>-100,00</b>	<b>-100,00</b>
<b>8544429100</b> Electrical cables insulated w/ plasticdiameter <=19,5 mm,use for telecomunictn	<b>34.899</b>	<b>169.171</b>	-	-	<b>-100,00</b>	<b>-100,00</b>
746 SAMPIT	34.899	169.171	-	-	<b>-100,00</b>	<b>-100,00</b>
<b>8544429990</b> Oth elect conductor,fitted w/ connector,used for telecommunication,<= 1000V	-	-	<b>576</b>	<b>5.258</b>	-	-
746 SAMPIT	-	-	95	458	-	-
750 PULANG PISAU	-	-	481	4.800	-	-
<b>8544491900</b> Oth elect conductor,not fit w/ cnnector;used for communication,voltage <= 80 V	<b>2.414</b>	<b>11.736</b>	-	-	<b>-100,00</b>	<b>-100,00</b>
746 SAMPIT	2.414	11.736	-	-	<b>-100,00</b>	<b>-100,00</b>
<b>8544494900</b> Oth elect cnnector,fit w/ connector,>80V<=1000V,no for com,insulate w/o plastic	-	-	<b>96</b>	<b>1.108</b>	-	-
750 PULANG PISAU	-	-	96	1.108	-	-
<b>8546900000</b> Oth elect insulators not of glass and of ceramics	-	-	<b>92</b>	<b>4.446</b>	-	-
750 PULANG PISAU	-	-	92	4.446	-	-
<b>8547909000</b> Oth insulating fittings for elect mach,appliances/equipment, being fittings	<b>276</b>	<b>2.453</b>	-	-	<b>-100,00</b>	<b>-100,00</b>
746 SAMPIT	276	2.453	-	-	<b>-100,00</b>	<b>-100,00</b>
<b>8548901000</b> Image sensors contact type copmrising aphoto-conductive sensor element	-	-	<b>100</b>	<b>2.296</b>	-	-
750 PULANG PISAU	-	-	100	2.296	-	-
<b>8701209000</b> Road tractors for semi-trailers, not ckd	<b>26.880</b>	<b>150.935</b>	-	-	<b>-100,00</b>	<b>-100,00</b>
746 SAMPIT	26.880	150.935	-	-	<b>-100,00</b>	<b>-100,00</b>

**LANJUTAN TABEL 2.8. DATA IMPOR KALIMANTAN TENGAH MENURUT KOMODITI HS 2012 DAN PELABUHAN BONGKAR, 2011-2012**

KOMODITI HS 2012 / PELABUHAN BONGKAR	2011		2012		% PERUBAHAN	
	BERAT KG	NILAI US\$	BERAT KG	NILAI US\$	BERAT	NILAI
(1)	(2)	(3)	(4)	(5)	(6)	(7)
<b>8708911500 Radiators for tractors</b>	<b>40</b>	<b>1.331</b>	-	-	<b>-100,00</b>	<b>-100,00</b>
743 PANGKALAN BUN	40	1.331	-	-	<b>-100,00</b>	<b>-100,00</b>
<b>8708924000 Silencers (mufflers),exhaust pipe;partsfor vhcls&gt;= 10 persons/tansport of goods</b>	-	-	<b>10</b>	<b>479</b>	-	-
750 PULANG PISAU	-	-	10	479	-	-
<b>8708937000 Clutches and parts thereof for vehicletransport of goods/special purpose vhcls</b>	-	-	<b>1</b>	<b>52</b>	-	-
750 PULANG PISAU	-	-	1	52	-	-
<b>8708996100 Chasis frames for vehiclesfor transport ,&gt;=10 person</b>	<b>219</b>	<b>9.722</b>	-	-	<b>-100,00</b>	<b>-100,00</b>
743 PANGKALAN BUN	219	9.722	-	-	<b>-100,00</b>	<b>-100,00</b>
<b>8708999000 Other parts,acces for other vehicles ofheading 8701- 8705</b>	-	-	<b>6</b>	<b>298</b>	-	-
750 PULANG PISAU	-	-	6	298	-	-
<b>8716394000 Agricultural trailers and semi-trailers</b>	-	-	<b>30.563</b>	<b>86.338</b>	-	-
744 KUMAI	-	-	30.563	86.338	-	-
<b>8716400000 Other trailers and semi-trailers</b>	<b>57.733</b>	<b>179.200</b>	<b>150.878</b>	<b>546.000</b>	<b>161,34</b>	<b>204,69</b>
746 SAMPIT	57.733	179.200	150.878	546.000	<b>161,34</b>	<b>204,69</b>
<b>8901903600 Other vessels,for transp. motorisedof gross tonnage &gt;5000 but &lt;= 50000 ton</b>	<b>1.200.000</b>	<b>2.095.088</b>	-	-	<b>-100,00</b>	<b>-100,00</b>
744 KUMAI	1.200.000	2.095.088	-	-	<b>-100,00</b>	<b>-100,00</b>

**LANJUTAN TABEL 2.8. DATA IMPOR KALIMANTAN TENGAH MENURUT KOMODITI HS 2012 DAN PELABUHAN BONGKAR, 2011-2012**

KOMODITI HS 2012 / PELABUHAN BONGKAR	2011		2012		% PERUBAHAN	
	BERAT KG	NILAI US\$	BERAT KG	NILAI US\$	BERAT	NILAI
(1)	(2)	(3)	(4)	(5)	(6)	(7)
<b>8904003100 Tugs and pusher craft, power &lt;= 4000 hp of gross tonnage &lt;= 26 ton</b>	<b>196.000</b>	<b>1.367.969</b>	-	-	<b>-100,00</b>	<b>-100,00</b>
744 KUMAI	196.000	1.367.969	-	-	<b>-100,00</b>	<b>-100,00</b>
<b>9001200000 Sheets and plates of polarising material</b>	<b>17</b>	<b>150</b>	-	-	<b>-100,00</b>	<b>-100,00</b>
744 KUMAI	17	150	-	-	<b>-100,00</b>	<b>-100,00</b>
<b>9013200000 Lasers, other than laser diodes</b>	-	-	<b>23.752</b>	<b>195.000</b>	-	-
750 PULANG PISAU	-	-	23.752	195.000	-	-
<b>9014801000 Oth navigation instrum&amp;appl of used onship work with an automatic data process</b>	-	-	<b>164</b>	<b>3.740</b>	-	-
750 PULANG PISAU	-	-	164	3.740	-	-
<b>9014809000 Oth navigation instrum&amp;appl of oth used on ships</b>	-	-	<b>15.916</b>	<b>218.718</b>	-	-
750 PULANG PISAU	-	-	15.916	218.718	-	-
<b>9017300000 Micrometers, callipers and gauges</b>	-	-	<b>2.890</b>	<b>11.040</b>	-	-
746 SAMPIT	-	-	2.890	11.040	-	-
<b>9025192000 Thermometers&amp;pyrometers notelectrically operated</b>	<b>1</b>	<b>2</b>	-	-	<b>-100,00</b>	<b>-100,00</b>
744 KUMAI	1	2	-	-	<b>-100,00</b>	<b>-100,00</b>
<b>9025802000 Oth instruments of oth than thermometers&amp;pyrometers, electrically operated</b>	<b>14</b>	<b>196</b>	-	-	<b>-100,00</b>	<b>-100,00</b>
746 SAMPIT	14	196	-	-	<b>-100,00</b>	<b>-100,00</b>
<b>9026103000 Oth measuring/check the flow/level of liquid, electrically operated</b>	-	-	<b>9.788</b>	<b>36.702</b>	-	-
746 SAMPIT	-	-	9.788	36.702	-	-

**LANJUTAN TABEL 2.8. DATA IMPOR KALIMANTAN TENGAH MENURUT KOMODITI HS 2012 DAN PELABUHAN BONGKAR, 2011-2012**

KOMODITI HS 2012 / PELABUHAN BONGKAR	2011		2012		% PERUBAHAN	
	BERAT KG	NILAI US\$	BERAT KG	NILAI US\$	BERAT	NILAI
(1)	(2)	(3)	(4)	(5)	(6)	(7)
<b>9026109000 Oth measuring/check the flow/level of liquid,not electrically operated</b>	<b>5.663</b>	<b>24.447</b>	<b>11.753</b>	<b>52.067</b>	<b>107,54</b>	<b>112,98</b>
746 SAMPIT	5.663	24.447	11.753	52.067	107,54	112,98
<b>9026201000 Presure gauges for motor vehicles,electrically operated</b>	-	-	<b>1.558</b>	<b>35.735</b>	-	-
750 PULANG PISAU	-	-	1.558	35.735	-	-
<b>9026203000 Other measuring/checking pressureinstruments, electrically operated</b>	-	-	<b>253</b>	<b>3.448</b>	-	-
750 PULANG PISAU	-	-	253	3.448	-	-
<b>9026801000 Oth instruments/app for measuring/checkthe flow/level/press,electric operated</b>	-	-	<b>299</b>	<b>3.892</b>	-	-
744 KUMAI	-	-	299	3.892	-	-
<b>9026802000 Oth instruments/app for measuring/check,flow/level/press,not electric operated</b>	-	-	<b>19</b>	<b>976</b>	-	-
750 PULANG PISAU	-	-	19	976	-	-
<b>9028209000 Other liquid meters</b>	-	-	<b>96</b>	<b>1.086</b>	-	-
744 KUMAI	-	-	96	1.086	-	-
<b>9028909000 Part&amp;accessories,oth water meter housings or bodies</b>	-	-	<b>398</b>	<b>2.270</b>	-	-
744 KUMAI	-	-	398	2.270	-	-
<b>9031801000 Cable tester</b>	<b>1</b>	<b>597</b>	-	-	<b>-100,00</b>	<b>-100,00</b>
743 PANGKALAN BUN	1	597	-	-	-100,00	-100,00
<b>9031809000 Oth instruments,appliances and machines,other cable tester</b>	-	-	<b>2.406</b>	<b>33.121</b>	-	-
750 PULANG PISAU	-	-	2.406	33.121	-	-

**LANJUTAN TABEL 2.8. DATA IMPOR KALIMANTAN TENGAH MENURUT KOMODITI HS 2012 DAN PELABUHAN BONGKAR, 2011-2012**

KOMODITI HS 2012 / PELABUHAN BONGKAR	2011		2012		% PERUBAHAN	
	BERAT KG	NILAI US\$	BERAT KG	NILAI US\$	BERAT	NILAI
(1)	(2)	(3)	(4)	(5)	(6)	(7)
<b>9032810000 Hydraulic or pneumatic</b>	<b>20.242</b>	<b>360.227</b>	-	-	<b>-100,00</b>	<b>-100,00</b>
746 SAMPIT	20.242	360.227	-	-	-100,00	-100,00
<b>9032891000 Instru&amp;app,automatic data process machfor controll,cargo handling syst of ship</b>	<b>9.870</b>	<b>176.890</b>	-	-	<b>-100,00</b>	<b>-100,00</b>
746 SAMPIT	9.870	176.890	-	-	-100,00	-100,00
<b>9032893100 Automatic regulating voltage units(stabilizers),electrically operated</b>	-	-	<b>970</b>	<b>13.286</b>	-	-
750 PULANG PISAU	-	-	970	13.286	-	-
<b>9032899000 Oth automatic regulating/controllinstrum&amp;app not electrically operated</b>	-	-	<b>77.289</b>	<b>603.538</b>	-	-
746 SAMPIT	-	-	77.289	603.538	-	-
<b>9032903000 Part&amp;acc automatic, regulating/controllinstruments&amp;apparatus,elect operated</b>	-	-	<b>9.040</b>	<b>74.750</b>	-	-
750 PULANG PISAU	-	-	9.040	74.750	-	-
<b>9032909000 Part&amp;acc automatic, regulating/controllinstruments&amp;apparatus,not elect operated</b>	<b>6.426</b>	<b>23.424</b>	-	-	<b>-100,00</b>	<b>-100,00</b>
743 PANGKALAN BUN	6.426	23.424	-	-	-100,00	-100,00
<b>9033001000 Parts&amp;acc for mach,appl,instrum ofchap 90 for electric operated equipment</b>	-	-	<b>176</b>	<b>1.014</b>	-	-
744 KUMAI	-	-	176	1.014	-	-
<b>9102990000 Pocket-watch&amp;oth watch inc stopwatchnot electrically operated</b>	<b>1</b>	<b>15</b>	-	-	<b>-100,00</b>	<b>-100,00</b>
744 KUMAI	1	15	-	-	-100,00	-100,00
<b>9405209000 lamps of electric table,desk, bedside/floor-standing lamps</b>	<b>1.992</b>	<b>2.857</b>	-	-	<b>-100,00</b>	<b>-100,00</b>
743 PANGKALAN BUN	1.992	2.857	-	-	-100,00	-100,00

**LANJUTAN TABEL 2.8. DATA IMPOR KALIMANTAN TENGAH MENURUT KOMODITI HS 2012 DAN PELABUHAN BONGKAR, 2011-2012**

KOMODITI HS 2012 / PELABUHAN BONGKAR	2011		2012		% PERUBAHAN	
	BERAT KG	NILAI US\$	BERAT KG	NILAI US\$	BERAT	NILAI
(1)	(2)	(3)	(4)	(5)	(6)	(7)
<b>9405402000 Searchlights</b>	-	-	<b>2.191</b>	<b>50.281</b>	-	-
750 PULANG PISAU	-	-	2.191	50.281	-	-
<b>9405405000 Oth electr lamps,of a kind used forlighting public openspace/thoroughfares</b>	-	-	<b>13.000</b>	<b>49.850</b>	-	-
746 SAMPIT	-	-	13.000	49.850	-	-
<b>9405409900 Other lighting fittings</b>	<b>13.794</b>	<b>108.891</b>	<b>31.748</b>	<b>308.465</b>	<b>130,16</b>	<b>183,28</b>
746 SAMPIT	13.794	108.891	31.748	308.465	<b>130,16</b>	<b>183,28</b>
<b>9406001100 Greenhouses fitted with mechanical/thermal equipment of plastics</b>	-	-	<b>2.591</b>	<b>9.960</b>	-	-
746 SAMPIT	-	-	2.591	9.960	-	-
<b>9406009400 Other prefabricated buildings of iron/steel</b>	<b>110.942</b>	<b>334.694</b>	<b>387.416</b>	<b>1.577.426</b>	<b>249,21</b>	<b>371,30</b>
746 SAMPIT	54.058	152.536	328.942	1.392.467	<b>508,50</b>	<b>812,88</b>
750 PULANG PISAU	56.884	182.158	58.474	184.959	<b>2,80</b>	<b>1,54</b>
<b>9406009900 Oth prefabricated buildings oth of wood,iron, plastics, aluminium, concrete</b>	-	-	<b>64.308</b>	<b>206.230</b>	-	-
746 SAMPIT	-	-	23.500	77.492	-	-
750 PULANG PISAU	-	-	40.808	128.738	-	-
<b>9608200000 Felt tipped &amp; other porous-tipped pens and markers</b>	<b>57</b>	<b>513</b>	-	-	<b>-100,00</b>	<b>-100,00</b>
744 KUMAI	57	513	-	-	<b>-100,00</b>	<b>-100,00</b>
<b>TOTAL IMPOR</b>	<b>25.198.856</b>	<b>57.495.797</b>	<b>55.764.485</b>	<b>88.789.814</b>	<b>121,30</b>	<b>54,43</b>

**TABEL 2.9. DATA IMPOR KALIMANTAN TENGAH MENURUT PELABUHAN BONGKAR DAN KOMODITAS HS 2012, 2011-2012**

PELABUHAN BONGKAR / KOMODITI HS 2012	2011		2012		% PERUBAHAN	
	BERAT KG	NILAI US\$	BERAT KG	NILAI US\$	BERAT	NILAI
(1)	(2)	(3)	(4)	(5)	(6)	(7)
<b>743 PANGKALAN BUN</b>	<b>2.322.675</b>	<b>6.579.202</b>	-	-	<b>-100,00</b>	<b>-100,00</b>
120190000 Soya beans, oth than seed, whether or not broken	180.332	110.488	-	-	-100,00	-100,00
392690910 Other articles of plastics & other material of kind used for grain storage	4.975	12.249	-	-	-100,00	-100,00
401693900 Oth gaskets, washers & oth seals	55	2.911	-	-	-100,00	-100,00
730419000 Oth.tube,pipe&hollow profile,seamless,line pipe of a kind use for oil/gas pipe	119.435	288.127	-	-	-100,00	-100,00
730890600 Other structures & parts of structures,perforated cable trays	172.103	413.104	-	-	-100,00	-100,00
730900110 Reservoir,tank,vat&similar,of iron/steel,cap.>300ltr,lined/heat-insulated	153.301	371.490	-	-	-100,00	-100,00
731512100 Other roller chain of mild steel bicycle or motorcycle chain	61.686	150.794	-	-	-100,00	-100,00
731815000 Screw metal with/without nuts/washers with an external diameter <=16 mm	79	2.863	-	-	-100,00	-100,00
731816000 Nuts with an external diameter not exceeding 16 mm	25	2.709	-	-	-100,00	-100,00
731822000 Other washers with an external diameter not exceeding 16 mm	86	4.980	-	-	-100,00	-100,00
731829000 Oth non threaded articles with an external diameter <= 16 mm	80	4.503	-	-	-100,00	-100,00
732020100 Helical springs for motor vehicles	11	1.049	-	-	-100,00	-100,00
741129000 Other copper tubes and pipes	1	190	-	-	-100,00	-100,00
830230100 Hasps	5	739	-	-	-100,00	-100,00
840212110 Watertube boilers elect. with a steam 15 tons <= steam prod.< 45 tons/hours	504.437	1.580.000	-	-	-100,00	-100,00
840390900 Oth Boiler bodies or shells central heat boilers oth than those of heading 84.02	3.423	8.191	-	-	-100,00	-100,00
840690000 Part of turbines for marine propulsion	3.478	8.540	-	-	-100,00	-100,00
841221000 Hydraulic power engines and motors with linear acting (cylinders)	29	968	-	-	-100,00	-100,00
841229000 Hydraulic power engines and motors with other linear acting (cylinders)	15.980	38.974	-	-	-100,00	-100,00
841239000 Pneumatic power engines and motors with other linear acting (cylinders)	31.807	77.079	-	-	-100,00	-100,00
841280000 Oth engines and motors	19.539	47.986	-	-	-100,00	-100,00



**LANJUTAN TABEL 2.9. DATA IMPOR KALIMANTAN TENGAH MENURUT PELABUHAN BONGKAR DAN KOMODITAS HS 2012, 2011-2012**

PELABUHAN BONGKAR / KOMODITI HS 2012 (1)	2011		2012		% PERUBAHAN	
	BERAT KG (2)	NILAI US\$ (3)	BERAT KG (4)	NILAI US\$ (5)	BERAT (6)	NILAI (7)
841319000 OthPumps for dispens fuel/lubricants ofthe type used in fill station/in garage	34.311	447.096	-	-	-100,00	-100,00
841330990 Other Cooling medium pumps for internal combustion piston engines	24	1.775	-	-	-100,00	-100,00
841381111 Water pump with flow rate <= 8000 m/hwith electrically operated	248.335	600.581	-	-	-100,00	-100,00
841459500 Fans window with blowers	3.293	20.159	-	-	-100,00	-100,00
841480900 Hoods having maximum horizontal side > 120 cm for air pumps	15.060	35.689	-	-	-100,00	-100,00
841950100 Heat exchange units for Cooling towers	7.617	18.630	-	-	-100,00	-100,00
841989190 Oth mach for making hot drinks/for cooking/heating food,electricall operate	91.843	220.181	-	-	-100,00	-100,00
842119900 Oth centrifuges,including centrifugal dryers	4.140	10.150	-	-	-100,00	-100,00
842121190 Oth filtering/purifiying water machin& app of a capacity <= 500 l/h	6.128	15.000	-	-	-100,00	-100,00
842129900 Oth filtering machinery & apparatus forliquids not electrically operated	24.535	173.746	-	-	-100,00	-100,00
842139900 Filtering machines&apparatus for gases	15.235	37.075	-	-	-100,00	-100,00
842832900 Oth continuous act elevators &conveyors of bucket type,not used for agri type	151.792	359.649	-	-	-100,00	-100,00
842839900 Oth continuous-action elevators&conveyor, for goods/materials	83.381	204.101	-	-	-100,00	-100,00
842890900 Other machine for lifting, handling, loading/unloading	118.071	288.610	-	-	-100,00	-100,00
843149900 Oth parts suitable use of machinery of heading 84.30	95	1.545	-	-	-100,00	-100,00
843352000 Other threshing machinery	8.410	20.646	-	-	-100,00	-100,00
847410100 Sorting,screening,separating/washingmachines, electrically operated	46.617	283.354	-	-	-100,00	-100,00
847420190 Crushing/grinding mach for earth,oresoth mineral substances,elect operatated	55.477	362.175	-	-	-100,00	-100,00
847439100 Other mixing/kneading machineselectrically operated	7.134	16.855	-	-	-100,00	-100,00
847920100 Mach for the extract/preparation of animal/fix vegetabl fat/oil, elect oprtd	7.535	18.500	-	-	-100,00	-100,00
848130900 Other check (nonreturn) valves	45.953	112.180	-	-	-100,00	-100,00
848140900 Oth safety/relief valves	24.342	59.580	-	-	-100,00	-100,00
848240000 Needle roller bearings	8	519	-	-	-100,00	-100,00
848280000 Oth,includ.combined ball/roller bearings	30	1.590	-	-	-100,00	-100,00

**LANJUTAN TABEL 2.9. DATA IMPOR KALIMANTAN TENGAH MENURUT PELABUHAN BONGKAR DAN KOMODITAS HS 2012, 2011-2012**

PELABUHAN BONGKAR / KOMODITI HS 2012	2011		2012		% PERUBAHAN	
	BERAT KG	NILAI US\$	BERAT KG	NILAI US\$	BERAT	NILAI
(1)	(2)	(3)	(4)	(5)	(6)	(7)
848340900 Gear&gearing oth than toothed wheels,for oth mar.vsl/mach of moving grading	8.777	21.792	-	-	-100,00	-100,00
848350000 Flywheels&pulleys,including pulley block	14	2.381	-	-	-100,00	-100,00
850239200 Oth generating sets not wind-powered of10 kva < output ? 10000 kva	11.692	27.678	-	-	-100,00	-100,00
851140210 Other unassembled starter motors forengine vehicle of car, transport&special	97	3.118	-	-	-100,00	-100,00
853710910 Switchboard used in radio equipmentor electric fans	17.967	44.000	-	-	-100,00	-100,00
854430910 Ignition wiring sets,not wiring set,usedin vehicle,aircraft/ship;insulate rubber	217	4.982	-	-	-100,00	-100,00
870891150 Radiators for tractors	40	1.331	-	-	-100,00	-100,00
870899610 Chasis frames for vehiclesfor transport ,>=10 person	219	9.722	-	-	-100,00	-100,00
903180100 Cable tester	1	597	-	-	-100,00	-100,00
903290900 Part&acc automatic, regulating/controlinstruments&apparatus,not elect oper	6.426	23.424	-	-	-100,00	-100,00
940520900 lamps of electric table,desk, bedside/floor-standing lamps	1.992	2.857	-	-	-100,00	-100,00
<b>744 KUMAI</b>	<b>5.509.500</b>	<b>17.152.054</b>	<b>14.141.495</b>	<b>25.928.102</b>	<b>156,67</b>	<b>51,17</b>
010229101 Live male oxen, other than pure-bredbreeding animals	127.634	89.700	-	-	-100,00	-100,00
271320000 Petroleum bitumen	1.503.313	914.014	4.942.377	3.339.318	228,77	265,35
271490000 Asphalites and asphaltic rocks	-	-	4.566.218	3.005.696	-	-
392330900 Other carboys, bottles, flasks & similar article	6	49	-	-	-100,00	-100,00
<b>482320100 Filter paper in rolls or sheets,instrips,rolls or sheets</b>	<b>609</b>	<b>5.493</b>	-	-	<b>-100,00</b>	<b>-100,00</b>
590210910 Tyre cord fabrics of nylon or otherpolyamides of nylon-6 yarn	810	19.020	-	-	-100,00	-100,00
701790000 Laboratory,hygienic/pharmaceuticalglassware,nor fused quartz/fused silica	481	4.344	87	981	-81,91	-77,42
730419000 Oth.tube,pipe&hollow profile,seamless,line pipe of a kind use for oil/gas pipe	116.077	429.193	-	-	-100,00	-100,00
730791900 Oth tube or pipe fittings flanges,internal diameter>=15cm	-	-	4.448	21.814	-	-
730890600 Other structures & parts of structures,perforated cable trays	213.704	795.624	-	-	-100,00	-100,00
730900110 Reservoir,tank,vat&similar,of iron/steel,cap.>300ltr,lined/heat-insulated	66.569	317.896	-	-	-100,00	-100,00

**LANJUTAN TABEL 2.9. DATA IMPOR KALIMANTAN TENGAH MENURUT PELABUHAN BONGKAR DAN KOMODITAS HS 2012, 2011-2012**

PELABUHAN BONGKAR / KOMODITI HS 2012	2011		2012		% PERUBAHAN	
	BERAT KG	NILAI US\$	BERAT KG	NILAI US\$	BERAT	NILAI
(1)	(2)	(3)	(4)	(5)	(6)	(7)
730900990 Oth reservoi,tank,vat&similar,iron/steel,cap.>300ltr,not lined/heat-insulated	-	-	329.362	931.598	-	-
731010909 Tank,cask,drum,can,boxe&similar,cap.>50L<=300L,not tinline,not casting&fr	-	-	8.809	24.892	-	-
731589900 Other chain of mild steel not formotorcylcles and bicycles	31.825	289.233	428	2.377	-98,66	-99,18
731819000 Other threaded articles of an externaldiameter not exceeding 16 mm	-	-	1.992	9.768	-	-
732690600 Bunsen burners	91	818	-	-	-100,00	-100,00
732690999 Other articles not forged or steamed	-	-	2	39	-	-
741999909 Other articles of non copper	-	-	4.752	23.307	-	-
761290900 Oth.aluminium casks,drums,cans, boxes &containers, for any material	31	277	-	-	-100,00	-100,00
761490900 Other stranded wire without steel core	3	30	-	-	-100,00	-100,00
820840000 Knives&cutting blades for agricultural , horticultural or forestry machines	-	-	2.808	13.779	-	-
820890000 Other knives and cutting blades formachines or for mechanical appliances	-	-	121	591	-	-
821599000 Other similar kitchen and tableware	856	7.715	-	-	-100,00	-100,00
830400910 Other similar office or desk equipmentof aluminium	743	6.700	-	-	-100,00	-100,00
840211100 Watertube boiler with steam production> 45 t/ h with electrical operated	282.568	808.000	-	-	-100,00	-100,00
840212110 Watertube boilers elect. with a steam15 tons <= steam prod.< 45tons/hours	478.593	1.395.363	-	-	-100,00	-100,00
840290900 Oth than part of boiler bodies or shells	4.500	20.730	8.575	20.007	90,56	-3,49
840510000 Producer gas/water gas generators,with or without purifiers; acetylene gas	20	184	-	-	-100,00	-100,00
840682000 Turbines oth than marine propulsion ofan output not exceeding 40 MW	8.000	183.385	47.045	1.483.273	488,06	708,83
841221000 Hydraulic power engines and motorswith linear acting (cylinders)	-	-	47	228	-	-
841229000 Hydraulic power engines and motorswith other linear acting (cylinders)	-	-	23.477	369.928	-	-
841280000 Oth engines and motors	-	-	21.934	61.843	-	-
841370110 Oth Ctrfgl pumps;sgl stage,water pmp forbelt drvr /drct coupl with diamtr<200	10.565	86.985	-	-	-100,00	-100,00
841381111 Water pump with flow rate <= 8000 m/hwith electrically operated	149.792	693.658	-	-	-100,00	-100,00
841381190 Water pump with flow rate >= 13000 m/h	-	-	33.333	182.192	-	-
841410000 Vakum pumps	1.215	32.875	-	-	-100,00	-100,00
841459200 Explosion-proof air fans of kind used inunderground mining with cap < 125 kw	5.075	47.094	-	-	-100,00	-100,00

**LANJUTAN TABEL 2.9. DATA IMPOR KALIMANTAN TENGAH MENURUT PELABUHAN BONGKAR DAN KOMODITAS HS 2012, 2011-2012**

PELABUHAN BONGKAR / KOMODITI HS 2012	2011		2012		% PERUBAHAN	
	BERAT KG	NILAI US\$	BERAT KG	NILAI US\$	BERAT	NILAI
(1)	(2)	(3)	(4)	(5)	(6)	(7)
841459500 Fans window with blowers	1.910	44.860	-	-	-100,00	-100,00
841459990 Oth fans floor with protective screen	-	-	7.431	87.348	-	-
841480130 Hoods have max horizon side>120 cm, fittwith a filter for laminer airflow cabin	447	10.500	-	-	-100,00	-100,00
841480490 oth Gas compr modul for use in oil drill oth than those of subhd 841430 & 8414	-	-	4.495	12.870	-	-
841480900 Hoods having maximum horizontal side > 120 cm for air pumps	12.919	53.938	8.989	25.360	-30,42	-52,98
841780000 Incinerators, non-electric	423	3.819	-	-	-100,00	-100,00
841899909 Oth part refrig & freezers equipment electric/oth	67	603	-	-	-100,00	-100,00
841931200 Dryers for agriculture products, nonelectrically operated	71.738	438.394	-	-	-100,00	-100,00
841989190 Oth mach for making hot drinks/for cooking/heating food, electricall operate	220.612	1.292.217	255.343	739.967	15,74	-42,74
841990190 Parts, oth machicne electrically operated	24.790	587.863	12.225	34.640	-50,69	-94,11
842119100 Centrifuges, including centrifugal dryers for sugar manufacture	8.633	72.292	-	-	-100,00	-100,00
842121190 Oth filtering/purifying water machin& app of a capacity <= 500 l/h	-	-	4.090	23.238	-	-
842129900 Oth filtering machinery & apparatus for liquids not electrically operated	15.400	356.975	77.090	347.393	400,58	-2,68
842139900 Filtering machines&apparatus for gases	414	15.612	-	-	-100,00	-100,00
842389100 Oth weigh mach, oth.capacity > 5 000kg, electrically operated	13.052	48.089	-	-	-100,00	-100,00
842539000 Oth winches; capstans, oth than powered by oth electric motor	44.388	565.880	13.843	39.001	-68,81	-93,11
842619900 Other transporter cranes	12.250	92.600	-	-	-100,00	-100,00
842839900 Oth continuous-action elevators&conveyor, for goods/materials	626	14.720	424.647	1.200.900	67.734,98	8.058,29
842890900 Other machine for lifting, handling, loading/unloading	-	-	196.503	555.682	-	-
843352000 Other threshing machinery	92.006	340.164	-	-	-100,00	-100,00
844312000 Ofset printing machinery, sheet - fed, office type (use sheet <22x36cm)	17	150	-	-	-100,00	-100,00
846420100 Grinding/polishing machines, electrically operated	-	-	75.850	117.185	-	-
847130900 Oth portable digital automatic dataproc mach, weigh not more than 10 kg	100	904	-	-	-100,00	-100,00
847410100 Sorting, screening, separating/washing machines, electrically operated	35.025	221.376	-	-	-100,00	-100,00

**LANJUTAN TABEL 2.9. DATA IMPOR KALIMANTAN TENGAH MENURUT PELABUHAN BONGKAR DAN KOMODITAS HS 2012, 2011-2012**

PELABUHAN BONGKAR / KOMODITI HS 2012	2011		2012		% PERUBAHAN	
	BERAT KG	NILAI US\$	BERAT KG	NILAI US\$	BERAT	NILAI
(1)	(2)	(3)	(4)	(5)	(6)	(7)
847420190 Crushing/grinding mach for earth,oresoth mineral substances,elect operatated	159.818	1.088.576	-	-	-100,00	-100,00
847439200 Other mixing/kneading machinesnot electrically operated	1.014	12.960	-	-	-100,00	-100,00
847920100 Mach for the extract/preparation ofanimal/fix vegetabl fat/oil, elect oprtd	105.169	630.377	2.341.655	9.381.017	2.126,56	1.388,16
847982100 Mixing,kneading,crush,grind,screen,sift,homogenis,& emulsift/stirr machelectr	87.970	543.923	161.375	699.437	83,44	28,59
847989300 Oth mach for assembling CPU daughterboard in plastic case/housing,elect opr	-	-	72.091	486.952	-	-
847990300 Part of oth electrically operatedmachine	-	-	365.976	1.697.807	-	-
847990400 Part of nonelectrically operatedmachinery	-	-	2.500	1.000	-	-
848130900 Other check (nonreturn) valves	-	-	505	2.897	-	-
848140900 Oth safety/relief valves	-	-	904	5.147	-	-
848180720 Other ball valves	-	-	2.681	17.097	-	-
848180730 Gate valve,manual operate,of iron/steel,5cm ?inlet/outlet internal diamt < 40 c	-	-	613	3.467	-	-
848180990 Other Fuel cut-off for vehicle	-	-	1.179	6.932	-	-
848190900 Others parts for taps, cocks, valvesand similar appliances	-	-	2.780	15.791	-	-
848340900 Gear&gearing oth than toothed wheels,for oth mar.vsl/mach of moving grading	41.021	476.364	53.861	517.071	31,30	8,55
848390990 Oth toothed wheels, chain sproccated	-	-	356	4.197	-	-
850110990 Others spindle (AC/DC) motors	18.508	68.603	-	-	-100,00	-100,00
850431210 Ring current tranformers with voltagerating ? 110 kv	9.147	24.312	-	-	-100,00	-100,00
850432190 Oth matching transformers, pwr handling1 kva < capacity ? 5 kva	70	636	-	-	-100,00	-100,00
853690990 Oth cable connector,for a current >= 16A	-	-	798	9.387	-	-
853710990 Switchboard use for other prposes	-	-	10.382	122.088	-	-
853720190 Switchboards incorp. elect instrum forbreak,connect/protect elect circ<=66 KV	105.272	389.348	-	-	-100,00	-100,00
853810190 Oth part of programable logic controllerrused in other equipment, <=1000V	-	-	15.986	188.000	-	-
854420110 Co-axial cable/elec;fitted w/ connector;<=66.000V;insulated w/ rubber/plastic	27.538	143.882	-	-	-100,00	-100,00
871639400 Agricultural trailers and semi-trailers	-	-	30.563	86.338	-	-
890190360 Other vessels,for transp. motorisedof gross tonnage >5000 but <= 50000 ton	1.200.000	2.095.088	-	-	-100,00	-100,00
890400310 Tugs and pusher craft, power <= 4000 hp of gross tonnage <= 26 ton	196.000	1.367.969	-	-	-100,00	-100,00

**LANJUTAN TABEL 2.9. DATA IMPOR KALIMANTAN TENGAH MENURUT PELABUHAN BONGKAR DAN KOMODITAS HS 2012, 2011-2012**

PELABUHAN BONGKAR / KOMODITI HS 2012	2011		2012		% PERUBAHAN	
	BERAT KG	NILAI US\$	BERAT KG	NILAI US\$	BERAT	NILAI
(1)	(2)	(3)	(4)	(5)	(6)	(7)
900120000 Sheets and plates of polarising material	17	150	-	-	-100,00	-100,00
902519200 Thermometers & pyrometers not electrically operated	1	2	-	-	-100,00	-100,00
902680100 Oth instruments/app for measuring/check the flow/level/press, electric operated	-	-	299	3.892	-	-
902820900 Other liquid meters	-	-	96	1.086	-	-
902890900 Part & accessories, oth water meter housings or bodies	-	-	398	2.270	-	-
903300100 Parts & acc for mach, appl, instrum of chap 90 for electric operated equipment	-	-	176	1.014	-	-
910299000 Pocket-watch & oth watch inc stop watch not electrically operated	1	15	-	-	-100,00	-100,00
960820000 Felt tipped & other porous-tipped pens and markers	57	513	-	-	-100,00	-100,00
<b>746 SAMPIT</b>	<b>45.989.962</b>	<b>57.830.089</b>	<b>19.395.287</b>	<b>58.033.008</b>	<b>-57,83</b>	<b>0,35</b>
<b>230110000 Flours, meals &amp; pellets, of meat / meat offal; greaves</b>	<b>2</b>	<b>14</b>	<b>-</b>	<b>-</b>	<b>-100,00</b>	<b>-100,00</b>
252390000 Other hydraulic cements	-	-	3.832.000	303.018	-	-
271320000 Petroleum bitumen	3.652.652	2.152.461	3.356.388	2.206.714	-8,11	2,52
280920390 Phosphoric acids, hypophosphoric acids, except Hypophosphoric acids; food grade	-	-	40.000	50.000	-	-
281820000 Aluminium oxide, other than artificial corundum	22.440.000	8.768.430	-	-	-100,00	-100,00
310221000 Ammonium sulphate	3.500.000	1.032.500	-	-	-100,00	-100,00
310390900 Other mineral or chemical fertilisers, phosphatic, oth than superphosphates	1.750.000	369.250	-	-	-100,00	-100,00
310590000 Oth mineral/chemical fertiliser cont 2/3 elements nitrogen, phosphorus & potass	420.000	192.360	-	-	-100,00	-100,00
392350000 Stoppers, lids, caps and other closures	-	-	13.540	62.029	-	-
392690530 Transmission or conveyor belts or beltin	4	35	-	-	-100,00	-100,00
400110110 Centrifuge concentrat, containing ammonia >= 0.5%; natural rubber latex	-	-	1.295	4.992	-	-
401693900 Oth gaskets, washers & oth seals	48	424	-	-	-100,00	-100,00
401694000 Boat/dock fenders, whether/not inflatable	-	-	1.120	8.572	-	-
401699300 Rubber bands	201	800	-	-	-100,00	-100,00

**LANJUTAN TABEL 2.9. DATA IMPOR KALIMANTAN TENGAH MENURUT PELABUHAN BONGKAR DAN KOMODITAS HS 2012, 2011-2012**

PELABUHAN BONGKAR / KOMODITI HS 2012	2011		2012		% PERUBAHAN	
	BERAT KG	NILAI US\$	BERAT KG	NILAI US\$	BERAT	NILAI
(1)	(2)	(3)	(4)	(5)	(6)	(7)
490199100 Educational, technical, scientific,historical or cultural books	394	3.411	-	-	-100,00	-100,00
510111000 Shorn wool, not carded/combed, greasy,including fleece-washed wool	-	-	366	1.200	-	-
690510000 Roofing tiles of ceramic	-	-	184	600	-	-
721790900 Oth wire iron/non-alloy steel,plate/coatwith other metals, 0.25%>=cont.carbon	40	361	-	-	-100,00	-100,00
730619100 Oth line pipe use for oil/gas pipe weldwith stainless steel,electronic resistanc	-	-	29.642	103.008	-	-
730619900 Oth line pipe use for oil/gas pipe weldwith stainless stel,not ERW&spiral/helica	-	-	10.115	37.700	-	-
730690909 Oth.thn Bundy-weld pipes & tubes, withinternal diameter > 12,5mm	218.540	678.129	-	-	-100,00	-100,00
730719000 Cast fitting of other than non-malleablecast iron	170	2.400	-	-	-100,00	-100,00
730721100 Oth pipe of stainless steel flangesinternal diameter<15cm	-	-	615	265	-	-
730722100 Oth pipe,stainless steel threaded ellbow,bends&sleeves,internal diameter<15c	-	-	66	28	-	-
730729100 Oth stainss steel oth.than flanges,butt welding,threaded elbow,bend&sleeve<1!	197	1.705	-	-	-100,00	-100,00
730729900 Oth stainss steel oth.than flanges,butt welding,threaded elbow,bend&sleeve>=:	-	-	11.560	43.200	-	-
730799100 Oth tube/pipe fittings,not butt welding/flanges/elbows,internal diameter<15cm	20.028	92.628	199.836	586.505	897,78	533,18
730799900 Oth tube/pipe fittings,not butt welding/flanges/elbows,internal diameter>=15cm	-	-	110.282	534.204	-	-
730890600 Other structures & parts of structures,perforated cable trays	881	7.827	9.730	5.700	1.004,43	-27,18
730890920 Other structures & parts of structures,guardrails	-	-	1.309	7.402	-	-
730900110 Reservoir,tank,vat&similar,of iron/steel,cap.>300ltr,lined/heat-insulated	1.450.372	5.826.986	213.363	949.442	-85,29	-83,71
730900190 Reservoir,tank,vat&similar,of iron/steel,cap.>300ltr,not lined/heat-insulated	-	-	1.065	4.000	-	-
730900910 Oth reservoir,tank,vat&similar,iron/steel,cap.>300ltr,lined/heat-insulated	-	-	39.170	395.785	-	-
730900990 Oth reservoir,tank,vat&similar,iron/steel,cap.>300ltr,not lined/heat-insulated	-	-	962.902	3.319.199	-	-
731512100 Other roller chain of mild steelbicycle or motorcycle chain	173	592	-	-	-100,00	-100,00
731600000 Anchors, grapnels and parts thereof, ofiron or steel	-	-	17.188	64.300	-	-
731812000 Other wood screws with an external diameter not exceeding 16 mm	1.718	15.251	-	-	-100,00	-100,00
731813000 Screw hooks and screw rings with anexternal dmtr not exceeding 16mm	150	1.332	-	-	-100,00	-100,00
731816000 Nuts with an external diameter notexceeding 16 mm	-	-	21	68	-	-

**LANJUTAN TABEL 2.9. DATA IMPOR KALIMANTAN TENGAH MENURUT PELABUHAN BONGKAR DAN KOMODITAS HS 2012, 2011-2012**

PELABUHAN BONGKAR / KOMODITI HS 2012	2011		2012		% PERUBAHAN	
	BERAT KG	NILAI US\$	BERAT KG	NILAI US\$	BERAT	NILAI
(1)	(2)	(3)	(4)	(5)	(6)	(7)
731819000 Other threaded articles of an external diameter not exceeding 16 mm	-	-	293	712	-	-
732290000 Other radiators for central heating	-	-	26.984	110.000	-	-
732620900 Poultry cages and the like oth than articles of iron or steel wire	1.706	15.147	-	-	-100,00	-100,00
732690991 Spouts and cups for latex collection	-	-	794	2.600	-	-
732690999 Other articles not forged or steamed	-	-	11.376	58.403	-	-
790700999 Oth articles of zinc	-	-	3.498	13.200	-	-
840211100 Watertube boiler with steam production > 45 t/ h with electrical operated	259.687	684.883	-	-	-100,00	-100,00
840212110 Watertube boilers elect. with a steam 15 tons <= steam prod. < 45 tons/hours	1.352.948	6.473.016	1.567.805	7.100.990	15,88	9,70
840212190 Watertube boilers electric with a steam prod < 15 tons /hours	221.555	710.000	-	-	-100,00	-100,00
840290100 Part of boiler bodies or shells	8.500	34.223	9.949	74.459	17,05	117,57
840290900 Oth than part of boiler bodies or shells	-	-	83.871	41.004	-	-
840410109 Economiser, super-heaters, gas reverers with boilers of heading 84.02	35.912	208.374	6.049	25.481	-83,16	-87,77
840682000 Turbines oth than marine propulsion of an output not exceeding 40 MW	10.788	220.390	-	-	-100,00	-100,00
841221000 Hydraulic power engines and motors with linear acting (cylinders)	1.160	13.500	-	-	-100,00	-100,00
841229000 Hydraulic power engines and motors with other linear acting (cylinders)	12.372	137.258	-	-	-100,00	-100,00
841319000 Oth Pumps for dispense fuel/lubricants of the type used in fill station/in garage	1.116	15.750	125.216	528.754	11.120,07	3.257,17
841320100 Water pump for hand pump, oth than those of subheading 8413.11 / 8413.19	-	-	17.326	73.313	-	-
841320900 Oth Water pump for hand pump, oth than those of subheading 8413.11 / 8413.19	-	-	3.574	13.320	-	-
841330990 Other Cooling medium pumps for internal combustion piston engines	-	-	1.521	5.800	-	-
841360900 Oth rotary positive displacement pumps, with flow rate > 13000 m/h	-	-	684	2.500	-	-
841370190 Oth centrifugal pumps; single suction horizontal shaft water pumps	-	-	15.066	68.381	-	-
841370310 Submersible water pumps with an inlet diameter <= 200 mm	22.660	110.662	-	-	-100,00	-100,00
841370390 Submersible water pumps with an inlet diameter => 200 mm	-	-	38.061	247.500	-	-
841381111 Water pump with flow rate <= 8000 m/h with electrically operated	-	-	56.949	249.880	-	-



**LANJUTAN TABEL 2.9. DATA IMPOR KALIMANTAN TENGAH MENURUT PELABUHAN BONGKAR DAN KOMODITAS HS 2012, 2011-2012**

PELABUHAN BONGKAR / KOMODITI HS 2012	2011		2012		% PERUBAHAN	
	BERAT KG	NILAI US\$	BERAT KG	NILAI US\$	BERAT	NILAI
(1)	(2)	(3)	(4)	(5)	(6)	(7)
841381190 Water pump with flow rate >= 13000 m/h	-	-	1.825	6.920	-	-
841391900 Part of other pumps	-	-	1.217	4.600	-	-
841410000 Vakum pumps	6.546	53.757	4.375	31.446	-33,17	-41,50
841430900 Compr kind refgrt eqp oth with cap refr<21.10 kw or displacmnt perrevl=>220 c	571	2.863	4.209	19.742	637,13	589,56
841459200 Explosion-proof air fans of kind used inunderground mining with cap < 125 kw	1.756	8.587	-	-	-100,00	-100,00
841459300 Blower with capacity < 125 kw	-	-	21.959	137.229	-	-
841459490 Oth fans of a capacity <125 kw withprotective screen	-	-	5.072	26.831	-	-
841459910 Fans floor with protective screen	-	-	8.177	82.612	-	-
841459990 Oth fans floor with protective screen	-	-	64.120	321.890	-	-
841480190 Hoods have max horizontal side>120 cm,no fitt with filter,not suit for ind use	-	-	10.419	39.000	-	-
841480490 oth Gas compr modul for use in oil drilloth than those of subhd 841430 & 8414	-	-	9.122	289.170	-	-
841480900 Hoods having maximum horizontalside > 120 cm for air pumps	35.629	151.078	143.160	588.062	301,81	289,24
841581190 Inc.refri,revers heat pump,use inaircraft opot>21.10kw,air flow<67.96m3/m	397	2.300	-	-	-100,00	-100,00
841919900 Instant water heaters oth than gas ,not for household type, non electric	-	-	135.500	550.629	-	-
841931109 Oth.than evaporators,dryers for agriproducts, electrically operated	2.664	34.707	-	-	-100,00	-100,00
841939190 Other dryers machine electrically operated	27.963	135.395	212.153	919.075	658,69	578,81
841939200 Other dryers machine not electrically operated	746	3.664	-	-	-100,00	-100,00
841940100 Distilling/rectifying plant electrically operated	6.383	46.591	13.175	133.338	106,41	186,19
841950100 Heat exchange units for Cooling towers	77.550	200.000	44.200	176.095	-43,00	-11,95
841950901 Condensers for air conditionersfor motor vehicles	-	-	1.072	24.109	-	-
841950902 Oth condensers for air conditioners	-	-	19.456	331.391	-	-
841950903 Oth condensers electrically operated	53.030	483.215	-	-	-100,00	-100,00
841950904 Oth condensers not electrically operated	-	-	3.753	85.387	-	-
841960200 Machinery for liquefying air or othgases not electrically operated	-	-	2.587	58.694	-	-
841989190 Oth mach for making hot drinks/for cooking/heating food,electricall operate	382.822	1.081.326	1.449.071	7.470.834	278,52	590,90

**LANJUTAN TABEL 2.9. DATA IMPOR KALIMANTAN TENGAH MENURUT PELABUHAN BONGKAR DAN KOMODITAS HS 2012, 2011-2012**

PELABUHAN BONGKAR / KOMODITI HS 2012	2011		2012		% PERUBAHAN	
	BERAT KG	NILAI US\$	BERAT KG	NILAI US\$	BERAT	NILAI
(1)	(2)	(3)	(4)	(5)	(6)	(7)
841990290 Part machine,non-electric op,for treatby proces involve heat ,not household ty	-	-	183	6.564	-	-
842010900 Oth calendering/oth rolling machine	1.727	10.000	-	-	-100,00	-100,00
842121190 Oth filtering/purifiying water machin& app of a capacity <= 500 l/h	-	-	14.266	41.879	-	-
842121220 Filtering/purifiying water machine & app,electrically operated of a cap> 500 l/	120.239	390.475	25.817	119.680	-78,53	-69,35
842121230 Filtering/purifiying water machine & app,non electric operated of a cap> 500 l/	-	-	7.342	31.750	-	-
842123110 Oil filters for internal combustionengines machinery pos 8429 or 8430	-	-	24	2.305	-	-
842123990 Petrol filters for internal combustionengines machinery pos 8429 or 8430	12.417	61.511	-	-	-100,00	-100,00
842129900 Oth filtering machinery & apparatus forliquids not electrically operated	57.245	413.791	130.720	1.068.812	128,35	158,30
842131900 Oth intake air filters for internalcombustion engines	577	8.150	-	-	-100,00	-100,00
842139900 Filtering machines&apparatus for gases	-	-	5.559	88.815	-	-
842330100 Constan weight scales,predeemin weightscales & hopper scales,electric opera	1.049	54.111	-	-	-100,00	-100,00
842381200 Oth weighing machinery,max capacity<=30 kg, not electrically operated	-	-	20.838	77.400	-	-
842430000 Steam/sand blasting machines&similar jet projecting machines, electrical ope	-	-	9.344	40.256	-	-
842481100 Oth spraying liquid machine for agricul/hortikultural, drip irrigation systems	2.590	12.651	4.944	19.749	90,89	56,11
842619900 Other transporter cranes	-	-	752	14.505	-	-
842820900 Oth pneumatic elevators & conveyors	2.932	26.007	-	-	-100,00	-100,00
842832900 Oth continuous act elevators &conveyorsof bucket type,not used for agri type	712.350	3.236.508	1.611.114	6.964.025	126,17	115,17
842839100 Other elevator of kind use foragriculture	2.190	17.238	-	-	-100,00	-100,00
842839900 Oth continuous-action elevators&conveyor, for goods/materials	6.508.416	4.400.947	329.406	1.295.109	-94,94	-70,57
842919000 Bulldozer & angledozers other than track laying	-	-	203	3.921	-	-
842959000 Mech shovels,excavators & shove loaderoth front-end shovel,cannot revolving	1.950	9.700	-	-	-100,00	-100,00
843139900 Part of other lifting,handling/loadingmachine	597	7.011	-	-	-100,00	-100,00
843240000 Manure spreaders ,fertiliser distributor	1.000	12.810	-	-	-100,00	-100,00
843290900 Parts oth machinery for soil preparation/cultivation	221	1.964	-	-	-100,00	-100,00

**LANJUTAN TABEL 2.9. DATA IMPOR KALIMANTAN TENGAH MENURUT PELABUHAN BONGKAR DAN KOMODITAS HS 2012, 2011-2012**

PELABUHAN BONGKAR / KOMODITI HS 2012	2011		2012		% PERUBAHAN	
	BERAT KG	NILAI US\$	BERAT KG	NILAI US\$	BERAT	NILAI
(1)	(2)	(3)	(4)	(5)	(6)	(7)
843352000 Other threshing machinery	60.092	368.775	2.937	15.600	-95,11	-95,77
843510100 Presses,crushers & manufacture of wine,cider,fruit juices,electric operated	62.706	488.802	194.280	937.672	209,83	91,83
843590100 Parts of presses,crushers & manufactureof wine,cider,fruit juices,electr opera	4.355	34.374	3.859	9.236	-11,39	-73,13
843680110 Other agric or horticultural machine,electric operated, inc Germination plant	-	-	9.285	47.250	-	-
843710300 Machine for clean,sorting/grading seed ,grain dried leguminous vegetables,ele	-	-	15.073	76.650	-	-
843880910 Other machine for the industrial preparation/manufacture, electric operated	450	590	-	-	-100,00	-100,00
845969100 Other milling machines, electricallyoperated	5.451	20.806	16.729	88.660	206,90	326,13
846039100 Oth sharpening (tool/cutter grinding)machines, electrically operated	-	-	25.612	69.800	-	-
846719000 Tool for working in the hand,pneumatic,in other type	449	2.600	650	704	44,77	-72,92
846880000 Other machinery and apparatus	-	-	128	420	-	-
847290300 Other office machines,electrically operated	-	-	5	1.308	-	-
847410100 Sorting,screening,separating/washingmachines, electrically operated	24.508	145.992	49.557	207.829	102,21	42,36
847410200 Sorting,screening,separating/washingmachines, not electrically operated	-	-	5.628	21.000	-	-
847431100 Concrete/mortar mixers, electricallyoperated	-	-	33.800	110.190	-	-
847439100 Other mixing/kneading machineselectrically operated	875	7.674	280	7.705	-68,00	0,40
847480100 Mach for agglomerating,shaping/mauldsolid mineral fuels,electric operated	-	-	20.896	566.970	-	-
847910100 Machinery for public works,building/the like electrically operated	-	-	7.720	35.090	-	-
847920100 Mach for the extract/preparation of animal/fix vegetabl fat/oil, elect oprtd	953.244	10.195.481	2.327.184	7.996.667	144,13	-21,57
847920200 Mach for the extract/preparation of animal/fix vegetabl fat/oil,not electrically	21.021	344.081	22.040	82.632	4,85	-75,98
847982100 Mixing,kneading,crush,grind,screen,sift,homogenis,& emulsift/stirr machelectr	66.110	389.568	198.941	1.083.813	200,92	178,21
847989200 Machinery for assembling CPU	-	-	687	2.250	-	-
847989400 Oth mach for assembling CPU daughterboard in plastic case/housing,not elect	-	-	8.137	30.470	-	-
847990300 Part of oth electrically operatedmachine	3.501	31.072	6.531	61.303	86,55	97,29
848110110 Pres-reduce valve,iron/steel, manual	255	19.401	-	-	-100,00	-100,00
848110190 Pres-reduce valve,iron/steel,automaticoperate ,5 cm ? internal diamtr <40cm	-	-	128.804	518.600	-	-

**LANJUTAN TABEL 2.9. DATA IMPOR KALIMANTAN TENGAH MENURUT PELABUHAN BONGKAR DAN KOMODITAS HS 2012, 2011-2012**

PELABUHAN BONGKAR / KOMODITI HS 2012	2011		2012		% PERUBAHAN	
	BERAT KG	NILAI US\$	BERAT KG	NILAI US\$	BERAT	NILAI
(1)	(2)	(3)	(4)	(5)	(6)	(7)
848130100 Check (nonreturn) valve of swing check-valve type,40 cm ?inlets intl dia< 60cm	5.153	36.748	266	2.785	-94,84	-92,42
848130900 Other check (nonreturn) valves	3.867	15.498	-	-	-100,00	-100,00
848180620 Cast iron gate valve,inlet diamtr? 4cm&cast iron butterfly valve,inlet dia ?8cm	4.862	46.575	-	-	-100,00	-100,00
848180720 Other ball valves	2.000	8.020	-	-	-100,00	-100,00
848180730 Gate valve,manual operate,of iron/steel,5cm ?inlet/outlet internal diamt < 40 c	16.629	66.645	1.843	19.295	-88,92	-71,05
848180990 Other Fuel cut-off for vehicle	-	-	49.817	230.727	-	-
848310900 Other transmission shafts	32	282	19	50	-40,63	-82,27
848340200 Gear&gearing oth than toothed wheels,for marine vessels	17.625	140.437	-	-	-100,00	-100,00
848340900 Gear&gearing oth than toothed wheels,for oth mar.vsl/mach of moving grading	15.855	54.441	39.001	218.447	145,99	301,25
848350000 Flywheels&pulleys,including pulley block	-	-	6.000	6.486	-	-
848360000 Clutches & shaft couplings(including universal joints)	2.030	16.045	553	10.453	-72,76	-34,85
848390190 Oth. parts of goods of trans. shafts	-	-	38	97	-	-
850152210 Motor ac, multi-phase of1 kw < an output ? 37.5 kw	20.499	187.662	-	-	-100,00	-100,00
850152290 Other motor ac, multi-phase of1 kw < an output ? 37.5 kw	-	-	2.501	8.655	-	-
850152310 Motor ac, multi-phase of an output > 37.5 kw	1.787	14.109	-	-	-100,00	-100,00
850212200 Electric generating sets & rotary conv.125 kva < an output ? 375 kva	4.617	32.878	-	-	-100,00	-100,00
850213900 Oth. elect generating sets&rotary conv.of an output > 12500 kva	-	-	11.500	179.844	-	-
850220300 Generat sets with spark-ignition interncombst pist 100 kva < output ? 10000 kv	14.300	347.800	66.913	1.738.959	367,92	399,99
850239200 Oth generating sets not wind-powered of10 kva < output ? 10000 kva	870.176	3.550.000	-	-	-100,00	-100,00
850440400 Inverters	120	12.307	-	-	-100,00	-100,00
851240000 Windscreen wiper, defroster & demisters	1.444	12.791	-	-	-100,00	-100,00
851529000 Mach and app for resistance welding ofmetal, non-automatic	-	-	224	1.080	-	-
853110100 Burglar alarms	9.171	119.385	-	-	-100,00	-100,00
853540000 Lightning arresters,voltage limiters andsurge suppressors	5.894	38.786	21.484	143.025	264,51	268,75
853590100 Bushing and tap changer assemblies for electricity distrib/power transformers	2	14	-	-	-100,00	-100,00

**LANJUTAN TABEL 2.9. DATA IMPOR KALIMANTAN TENGAH MENURUT PELABUHAN BONGKAR DAN KOMODITAS HS 2012, 2011-2012**

PELABUHAN BONGKAR / KOMODITI HS 2012 (1)	2011		2012		% PERUBAHAN	
	BERAT KG (2)	NILAI US\$ (3)	BERAT KG (4)	NILAI US\$ (5)	BERAT (6)	NILAI (7)
853590900 Oth bushing and tap changer assembl. for electricity distrib/power transforme	672	3.888	-	-	-100,00	-100,00
853710110 Control panel use in distributed controlsystem;voltage<1000V	143.458	953.291	87.212	648.524	-39,21	-31,97
853710190 Other control panel	-	-	5.719	20.968	-	-
853710910 Switchboard used in radio equipmentor electric fans	3.971	94.071	5.324	20.000	34,07	-78,74
853720190 Switchboards incorp. elect instrum forbreak,connect/protect elect circt<=66 KV	-	-	924	4.811	-	-
853720290 Control panels incorp. elect instrum forbreak,connect/protect elect circt<=66 k	10.623	51.524	28.508	115.630	168,36	124,42
853720900 Oth board for elect. control for voltage> 1000 volt	-	-	18.009	181.784	-	-
854419009 Winding wire not of copper,not lacquere/enamelled, not manganese resistance	784	4.538	-	-	-100,00	-100,00
854420210 Co-axial cable/elec;unfitted w/ conectr;<=66.000V;insulated w/ rubber/plastic	-	-	134.677	839.314	-	-
854420290 Co-axial cable/elec;unfitted w/ conectr;<=66.000V;insulate not w/ rubber/plast	-	-	47.611	206.164	-	-
854442910 Electrical cables insulated w/ plasticdiameter <=19,5 mm,use for telecomunicati	34.899	169.171	-	-	-100,00	-100,00
854442999 Oth elect conductor,fitted w/ connector,used for telecommunication,<= 1000V	-	-	95	458	-	-
854449190 Oth elect conductor,not fit w/ cconnector;used for communication,voltage <= 80 \	2.414	11.736	-	-	-100,00	-100,00
854790900 Oth insulating fittings for elect mach,appliances/equipment, being fittings	276	2.453	-	-	-100,00	-100,00
870120900 Road tractors for semi-trailers, not ckd	26.880	150.935	-	-	-100,00	-100,00
871640000 Other trailers and semi-trailers	57.733	179.200	150.878	546.000	161,34	204,69
901730000 Micrometers, callipers and gauges	-	-	2.890	11.040	-	-
902580200 Oth instruments of oth than thermometers&pyrometers, electrically operated	14	196	-	-	-100,00	-100,00
902610300 Oth measuring/check the flow/level of liquid, electrically operated	-	-	9.788	36.702	-	-
902610900 Oth measuring/check the flow/level of liquid,not electrically operated	5.663	24.447	11.753	52.067	107,54	112,98
903281000 Hydraulic or pneumatic	20.242	360.227	-	-	-100,00	-100,00
903289100 Instru&app,automatic data process machfor controll,cargo handling syst of sh	9.870	176.890	-	-	-100,00	-100,00
903289900 Oth automatic regulating/controllinstrum&app not electrically operated	-	-	77.289	603.538	-	-
940540500 Oth electr lamps,of a kind used forlighting public openspace/thoroughhfares	-	-	13.000	49.850	-	-
940540990 Other lighting fittings	13.794	108.891	31.748	308.465	130,16	183,28

**LANJUTAN TABEL 2.9. DATA IMPOR KALIMANTAN TENGAH MENURUT PELABUHAN BONGKAR DAN KOMODITAS HS 2012, 2011-2012**

PELABUHAN BONGKAR / KOMODITI HS 2012	2011		2012		% PERUBAHAN	
	BERAT KG	NILAI US\$	BERAT KG	NILAI US\$	BERAT	NILAI
(1)	(2)	(3)	(4)	(5)	(6)	(7)
940600110 Greenhouses fitted with mechanical/thermal equipment of plastics	-	-	2.591	9.960	-	-
940600940 Other prefabricated buildings of iron/steel	54.058	152.536	328.942	1.392.467	508,50	812,88
940600990 Oth prefabricated buildings oth of wood,iron, plastics, aluminium, concrete	-	-	23.500	77.492	-	-
<b>750 PULANG PISAU</b>	<b>1.766.768</b>	<b>5.668.231</b>	<b>8.782.957</b>	<b>51.038.216</b>	<b>397,12</b>	<b>800,43</b>
391739000 Other tubes, pipes and hoses	-	-	608	13.953	-	-
400941000 Mining slurry suction&discharge hose,reinforce/combine w/ oth mtrl,w/o fitti	-	-	3	138	-	-
401011000 Conveyor belts/belting,reinforced withmetal	-	-	2.110.286	15.606.950	-	-
401012000 Conveyor belts/belting,reinforced withtextile material	-	-	254.587	1.883.433	-	-
401031000 V-belts,V-ribbes of an outside circumference >60cm and <=180cm	-	-	588	13.500	-	-
401693900 Oth gaskets, washers & oth seals	-	-	5	70	-	-
611790000 Other parts of garment, knitted/crocheted	17	451	-	-	-100,00	-100,00
620342900 Men's/boy's trousers, breeches&shortsof cotton, not knitted/crocheted	4	300	-	-	-100,00	-100,00
621050100 Oth female garmnt of 5602/03;5903/06/07for protect work from fire	67	403	-	-	-100,00	-100,00
711719900 Parts of oth imitation jewellery of basemetal,whether/not plated w/ prec metal	21	534	-	-	-100,00	-100,00
721410110 Oth bars,rods of iron, non-alloy steelforged,carbon<0.6%,circlr cross-section	-	-	402	9.224	-	-
730210000 Rails of iron or steel	-	-	192.611	203.436	-	-
730290900 Other than sleepers, of iron or steel	-	-	695	680	-	-
730419000 Oth.tube,pipe&hollow profile,seamless,line pipe of a kind use for oil/gas pipe	-	-	97.592	344.867	-	-
730690901 Oth.thn bundy-weld pipes & tubes, withinternal diameter <= 12,5mm	-	-	1	62	-	-
730690909 Oth.thn bundy-weld pipes & tubes, withinternal diameter > 12,5mm	183.020	587.214	-	-	-100,00	-100,00
730729100 Oth stainlss steel oth.than flanges,butt welding,threaded elbow,bend&sleeve<1!	-	-	29	1.377	-	-
730890990 Other structures & parts of structures,not guardrails	-	-	260.784	921.156	-	-
730900990 Oth reservoi,tank,vat&similar,iron/steel,cap.>300ltr,not lined/heat-insulated	-	-	72.837	257.214	-	-
731815000 Screw metal with/without nuts/washerswith an external diameter <=16 mm	-	-	1.476	1.492	-	-

**LANJUTAN TABEL 2.9. DATA IMPOR KALIMANTAN TENGAH MENURUT PELABUHAN BONGKAR DAN KOMODITAS HS 2012, 2011-2012**

PELABUHAN BONGKAR / KOMODITI HS 2012	2011		2012		% PERUBAHAN	
	BERAT KG	NILAI US\$	BERAT KG	NILAI US\$	BERAT	NILAI
(1)	(2)	(3)	(4)	(5)	(6)	(7)
731816000 Nuts with an external diameter not exceeding 16 mm	-	-	731	13.917	-	-
731819000 Other threaded articles of an external diameter not exceeding 16 mm	-	-	1	46	-	-
731821000 Non threaded artic. for spring washers & oth lock washers w an ext'nal d<16mn	-	-	1	25	-	-
731823000 Rivet with an external diameter not exceeding 16 mm	-	-	1	7	-	-
732690999 Other articles not forged or steamed	-	-	7	203	-	-
761490900 Other stranded wire without steel core	-	-	42	466	-	-
800110000 Unwrought tin, not alloyed	-	-	1.346	11.392	-	-
820412000 Hand operated spanners and wrenches adjustable	-	-	1	21	-	-
820510000 Drilling, threading or tapping tools	-	-	4	52	-	-
820559000 Other hand tools , oth than household tools	-	-	57	1.503	-	-
830110000 Padlocks	-	-	2	90	-	-
830300000 Armoured/reinforced safes, strong-boxes and doors and safe deposit lockers	-	-	328	7.550	-	-
840211100 Watertube boiler with steam production > 45 t/ h with electrical operated	-	-	28.944	102.323	-	-
840212110 Watertube boilers elect. with a steam 15 tons <= steam prod. < 45 tons/hours	-	-	304.568	992.665	-	-
840999190 Other engine of machinery of heading 8429 or 8430	-	-	2	95	-	-
841221000 Hydraulic power engines and motors with linear acting (cylinders)	-	-	12.051	165.219	-	-
841229000 Hydraulic power engines and motors with other linear acting (cylinders)	-	-	237.427	1.947.144	-	-
841239000 Pneumatic power engines and motors with other linear acting (cylinders)	-	-	1.520	1.487	-	-
841290900 oth parts of engines of subheading 841	-	-	22.310	183.006	-	-
841320900 Oth Water pump for hand pump, oth than those of subheading 8413.11 / 8413.1	-	-	1.730	23.673	-	-
841330920 Other water pumps or fuel pumps of kind used for eng of mtr vhl head 8702-870	-	-	32	1.520	-	-
841381111 Water pump with flow rate <= 8000 m/h with electrically operated	-	-	165	6.039	-	-
841381112 Water pump with flow rate <= 8000 m/h with not electrically operated	-	-	557	20.288	-	-
841381190 Water pump with flow rate >= 13000 m/h	-	-	83.024	293.060	-	-
841391100 Part of pumps subheading 8413.20.10	-	-	1.314	30.165	-	-
841391900 Part of other pumps	-	-	4.177	57.414	-	-

**LANJUTAN TABEL 2.9. DATA IMPOR KALIMANTAN TENGAH MENURUT PELABUHAN BONGKAR DAN KOMODITAS HS 2012, 2011-2012**

PELABUHAN BONGKAR / KOMODITI HS 2012	2011		2012		% PERUBAHAN	
	BERAT KG	NILAI US\$	BERAT KG	NILAI US\$	BERAT	NILAI
(1)	(2)	(3)	(4)	(5)	(6)	(7)
841581120 Inc.refri, revers heat pump, use in aircraft op ut>21.10kw, air flow>67.96m3/m	-	-	573	13.136	-	-
841940100 Distilling/rectifying plant electrically operated	136.646	438.472	-	-	-100,00	-100,00
841989190 Oth mach for making hot drinks/for cooking/heating food, electrical operate	-	-	119.787	834.259	-	-
841990190 Parts, oth machine electrically operated	-	-	1.250	28.676	-	-
841990210 Part machine, non-electric op, for treat by proces involve heat, household type	-	-	223	5.116	-	-
842129900 Oth filtering machinery & apparatus for liquids not electrically operated	-	-	1.714	6.148	-	-
842199990 Oth parts of goods of subheading 8421.21.11/8421.21.21	-	-	7	328	-	-
842389100 Oth weigh mach, oth. capacity > 5 000kg, electrically operated	-	-	2.666	9.389	-	-
842539000 Oth winches; capstans, oth than powered by oth electric motor	-	-	27.791	227.890	-	-
842649000 Other Mobile lifting frames, self propelled, oth than on tyres	-	-	278.406	3.832.500	-	-
842699000 Other derricks machine designed for mounting oth than on road vehicles	-	-	211	3.189	-	-
842832900 Oth continuous act elevators & conveyors of bucket type, not used for agri type	358.354	1.149.487	403.492	1.275.253	12,60	10,94
842839900 Oth continuous-action elevators & conveyor, for goods/materials	-	-	1	154	-	-
843139900 Part of other lifting, handling/loading machine	-	-	1.710.854	8.554.447	-	-
843149100 Parts of machinery of heading 84.26 oth than Buckets, shovels, grabs and grips	-	-	1.208	27.695	-	-
843149900 Oth parts suitable use of machinery of heading 84.30	-	-	39.956	427.116	-	-
843352000 Other threshing machinery	-	-	92.831	327.774	-	-
847160400 X-y coordinate input devices, including mouse, light pens, joystick, track balls	-	-	1	94	-	-
847410100 Sorting, screening, separating/washing machines, electrically operated	61.124	195.924	208.886	661.482	241,74	237,62
847420190 Crushing/grinding mach for earth, ores oth mineral substances, elect operated	-	-	75.312	265.986	-	-
847490100 Parts of mach for sort, screen, separate, wash, crush, grinding & mixing, elect oprtd	-	-	548	7.311	-	-
847920100 Mach for the extract/preparation of animal/fix vegetable fat/oil, elect oprtd	805.129	2.581.905	448.334	1.688.170	-44,32	-34,62
847989300 Oth mach for assembling CPU daughterboard in plastic case/housing, elect opr	-	-	1.223	16.700	-	-
847990200 Part of goods Oth mach for assembling CPU daughter plastic case/housing board	-	-	985	17.256	-	-



**LANJUTAN TABEL 2.9. DATA IMPOR KALIMANTAN TENGAH MENURUT PELABUHAN BONGKAR DAN KOMODITAS HS 2012, 2011-2012**

PELABUHAN BONGKAR / KOMODITI HS 2012 (1)	2011		2012		% PERUBAHAN	
	BERAT KG (2)	NILAI US\$ (3)	BERAT KG (4)	NILAI US\$ (5)	BERAT (6)	NILAI (7)
847990300 Part of oth electrically operated machine	-	-	3.943	32.500	-	-
848130100 Check (nonreturn) valve of swing check-valve type, 40 cm ? inlets intl dia < 60cm	-	-	510	11.700	-	-
848140100 Safety/relief valves of copper/copper alloy < 2.5cm	-	-	1.877	43.072	-	-
848250000 Oth cylindrical roller bearings	-	-	448	10.300	-	-
848310900 Other transmission shafts	-	-	51	2.423	-	-
848320200 Bearing housing incorp. ball or roller bearings for mach. of bulldozer or grading	-	-	169	2.534	-	-
848340200 Gear&gearing oth than toothed wheels, for marine vessels	-	-	11.156	91.591	-	-
848340900 Gear&gearing oth than toothed wheels, for oth mar. vsl/mach of moving grading	-	-	467.818	3.925.478	-	-
848350000 Flywheels&pulleys, including pulley block	-	-	40.472	210.144	-	-
848390190 Oth. parts of goods of trans. shafts	-	-	548	7.304	-	-
848410000 Gaskets&similar joint metal sheeting combined with oth material/2 more layer:	-	-	4	39	-	-
848790000 Oth mach. parts, not cont. electric con-necter, insulator, coil, oth elec. features	-	-	744	14.748	-	-
850110990 Others spindle (AC/DC) motors	-	-	9.521	33.571	-	-
850133000 Motor dc, Generator dc 75 kw < an output ? 375 kw	-	-	4.808	39.204	-	-
850153000 Motor ac of an output > 75 kw	-	-	89.047	730.692	-	-
850220300 Generat sets with spark-ignition intern combst pist 100 kva < output ? 10000 kv	15.016	48.304	183.904	581.526	1.124,72	1.103,89
850421100 Step-voltage regulators; instrument transformer with a power handl capacity? 5k	-	-	1.391	31.863	-	-
850440190 Other uninterrupted power supplies	-	-	126	1.252	-	-
850590000 Other electro magnetic including parts	-	-	1.603	21.837	-	-
851770100 Parts of control and adaptor units including gateways, bridges, routers	-	-	1.819	14.003	-	-
851770990 Other aerials or antennae	59	728	-	-	-100,00	-100,00
852580100 Web cameras	-	-	515	11.804	-	-
852580509 Other digital cameras	-	-	5.578	45.568	-	-
852610900 Other radar apparatus	-	-	11.924	97.500	-	-
852859100 Other monitor, colour	-	-	3.383	77.672	-	-
852910210 Parabolic aerial reflector dishes for TV reception	-	-	326	7.470	-	-

**LANJUTAN TABEL 2.9. DATA IMPOR KALIMANTAN TENGAH MENURUT PELABUHAN BONGKAR DAN KOMODITAS HS 2012, 2011-2012**

PELABUHAN BONGKAR / KOMODITI HS 2012	2011		2012		% PERUBAHAN	
	BERAT KG	NILAI US\$	BERAT KG	NILAI US\$	BERAT	NILAI
(1)	(2)	(3)	(4)	(5)	(6)	(7)
852910290 Oth parabolic aerial reflector dish forTV reception	-	-	2	378	-	-
852910920 Oth aerials&aerials reflector,used withtransmission app. for radio-broadcast/	-	-	1.688	23.776	-	-
852990200 Part of decoder for use w/ transmission,radar&reception app. ,monitor&projec	-	-	989	22.690	-	-
852990590 Oth printed circuit board; assembled,for other goods	-	-	2.807	24.447	-	-
853080000 Equipment for roads,inland waterways,parking facility,port install./airfields	-	-	338	4.840	-	-
853590900 Oth bushing and tap changer assembl. for electricity distrib/power transforme	-	-	1.984	27.579	-	-
853650200 Over-current and residual-currentautomatic switches	-	-	1.938	44.464	-	-
853650590 Electronic AC switch,voltage<=1000V,for a current >= 16A	-	-	84	1.345	-	-
853650990 Oth make&break switch,>500V	-	-	6.117	84.145	-	-
853690120 Connection&contact elements for wires&cables;wafer probers;current < 16A	-	-	96	2.207	-	-
853690190 Connection&contact elements for wires&cables;wafer probers;current >= 16A	-	-	5.030	65.410	-	-
853690390 Cable connector,connector/adaptor forco-axial cable,commutator,current>=16	-	-	2	26	-	-
853710110 Control panel use in distributed controlsystem;voltage<1000V	150.427	482.351	519.202	1.641.233	245,15	240,26
853710130 Control panel for AC,refrig.,wash. mach.,vacuum cleaner,mixer,water heater	-	-	84	1.290	-	-
853710300 Programmable logic controllers for auto-mach for trans. for semiconductor de	-	-	192	1.662	-	-
853720190 Switchboards incorp. elect instrum forbreak,connect/protect elect circ<=66 KV	-	-	70.552	249.110	-	-
853929200 Other filament lamps, excl UV/infraredlamps,for motor vehicles	-	-	2	65	-	-
854370100 Electric fence energisers	-	-	456	10.500	-	-
854370900 Oth electrical machines & apparatus,having individual fuctions	-	-	64.267	484.032	-	-
854442999 Oth elect conductor,fitted w/ connector,used for telecommunication,<= 1000V	-	-	481	4.800	-	-
854449490 Oth elect cconnector,fit w/ connector,>80V&<=1000V,no for com,insulate w/o pla	-	-	96	1.108	-	-
854690000 Oth elect insulators not of glass and of ceramics	-	-	92	4.446	-	-
854890100 Image sensors contact type copmrising aphoto-conductive sensor element	-	-	100	2.296	-	-
870892400 Silencers (mufflers),exhaust pipe;partsfor vhcls>= 10 persons/tansport of good	-	-	10	479	-	-
870893700 Clutches and parts thereof for vehicletransport of goods/special purpose vhcl	-	-	1	52	-	-

**LANJUTAN TABEL 2.9. DATA IMPOR KALIMANTAN TENGAH MENURUT PELABUHAN BONGKAR DAN KOMODITAS HS 2012, 2011-2012**

PELABUHAN BONGKAR / KOMODITI HS 2012	2011		2012		% PERUBAHAN	
	BERAT KG	NILAI US\$	BERAT KG	NILAI US\$	BERAT	NILAI
(1)	(2)	(3)	(4)	(5)	(6)	(7)
870899900 Other parts, acces for other vehicles of heading 8701- 8705	-	-	6	298	-	-
901320000 Lasers, other than laser diodes	-	-	23.752	195.000	-	-
901480100 Oth navigation instrum&appl of used onship work with an automatic data pro	-	-	164	3.740	-	-
901480900 Oth navigation instrum&appl of oth used on ships	-	-	15.916	218.718	-	-
902620100 Presure gauges for motor vehicles, electrically operated	-	-	1.558	35.735	-	-
902620300 Other measuring/checking pressure instruments, electrically operated	-	-	253	3.448	-	-
902680200 Oth instruments/app for measuring/check, flow/level/press, not electric operate	-	-	19	976	-	-
903180900 Oth instruments, appliances and machines, other cable tester	-	-	2.406	33.121	-	-
903289310 Automatic regulating voltage units (stabilizers), electrically operated	-	-	970	13.286	-	-
903290300 Part&acc automatic, regulating/control instruments&apparatus, elect operatec	-	-	9.040	74.750	-	-
940540200 Searchlights	-	-	2.191	50.281	-	-
940600940 Other prefabricated buildings of iron/steel	56.884	182.158	58.474	184.959	2,80	1,54
940600990 Oth prefabricated buildings oth of wood, iron, plastics, aluminium, concrete	-	-	40.808	128.738	-	-
<b>751 TELUK SEBANGAU</b>	<b>175.580</b>	<b>1.560.238</b>	-	-	<b>-100,00</b>	<b>-100,00</b>
843139900 Part of other lifting, handling/loading machine	11.425	101.746	-	-	-100,00	-100,00
848360000 Clutches & shaft couplings (including universal joints)	20.937	186.356	-	-	-100,00	-100,00
848390990 Oth toothed wheels, chain sproccated	143.218	1.272.136	-	-	-100,00	-100,00
<b>TOTAL IMPOR</b>	<b>55.764.485</b>	<b>88.789.814</b>	<b>42.319.739</b>	<b>134.999.326</b>	<b>-24,11</b>	<b>52,04</b>

**TABEL 2.10. DATA IMPOR KALIMANTAN TENGAH MENURUT SITC GRUP 1,2,3 DIJIT, 2011-2012**

GOLONGAN BARANG SITC	2011		2012		% PERUBAHAN	
	BERAT KG	NILAI US\$	BERAT KG	NILAI US\$	BERAT	NILAI
(1)	(2)	(3)	(4)	(5)	(6)	(7)
<b>GOLONGAN BARANG SITC 1 DIJIT</b>						
0 Bahan Makanan Dan Binatang Hidup	127.636	89.714	-	-	-100,00	-100,00
2 Bahan Mentah	22.620.332	8.878.918	4.567.879	3.011.888	-79,81	-66,08
3 Bahan Bakar, Bahan Penyemir, dsb	5.155.965	3.066.475	8.298.765	5.546.032	60,95	80,86
5 Bahan Kimia	5.670.000	1.594.110	40.608	63.953	-99,28	-95,99
6 Hasil Industri Menurut Bahan	2.753.308	10.192.512	8.803.355	26.745.928	219,74	162,41
7 Mesin Dan Alat Pengangkutan	19.258.570	63.902.859	19.910.587	95.966.901	3,39	50,18
8 Hasil Industri Lainnya	178.674	1.065.226	698.545	3.664.624	290,96	244,02
<b>TOTAL IMPOR</b>	<b>55.764.485</b>	<b>88.789.814</b>	<b>42.319.739</b>	<b>134.999.326</b>	<b>-24,11</b>	<b>52,04</b>
<b>GOLONGAN BARANG SITC 2 DIJIT</b>						
00 Binatang Hidup	127.634	89.700	-	-	-100,00	-100,00
08 Makanan Ternak	2	14	-	-	-100,00	-100,00
22 Biji-bijian Mengandung Minyak	180.332	110.488	-	-	-100,00	-100,00
23 Karet Mentah, Sintetis Dan Pugaran	-	-	1.295	4.992	-	-
26 Serat Tekstil Dan Sisa-sisanya	-	-	366	1.200	-	-
27 Pupuk Dan Mineral Alam Lainnya	-	-	4.566.218	3.005.696	-	-
28 Bijih Logam Dan Sisa-sisa Logam	22.440.000	8.768.430	-	-	-100,00	-100,00
33 Minyak Bumi Dan Hasil-hasilnya	5.155.965	3.066.475	8.298.765	5.546.032	60,95	80,86

**LANJUTAN TABEL 2.10. DATA IMPOR KALIMANTAN TENGAH MENURUT SITC GRUP 1,2,3 DIJIT, 2011-2012**

GOLONGAN BARANG SITC	2011		2012		% PERUBAHAN	
	BERAT KG	NILAI US\$	BERAT KG	NILAI US\$	BERAT	NILAI
(1)	(2)	(3)	(4)	(5)	(6)	(7)
52 Kimia Inorganis	-	-	40.000	50.000	-	-
56 Pupuk Kimia Buatan Pabrik	5.670.000	1.594.110	-	-	-100,00	-100,00
58 Olahan Bahan Plastik	-	-	608	13.953	-	-
62 Barang-barang Karet	304	4.135	2.366.589	17.512.663	778.383,22	423.422,68
64 Kertas,kertas Karton Dan Olahannya	609	5.493	-	-	-100,00	-100,00
65 Benang Tenun, Kain Tekstil Dan Hasil-hasilnya	810	19.020	-	-	-100,00	-100,00
66 Barang-barang Dari Mineral Bukanligam	481	4.344	3.832.271	304.599	796.629,94	6.911,95
67 Besi Dan Baja	657.507	2.079.757	657.894	1.886.370	0,06	-9,30
68 Logam Tidak Mengandung Besi	1	190	1.346	11.392	134.500,00	5.895,79
69 Barang-barang Logam Lainnya	2.093.596	8.079.573	1.945.255	7.030.904	-7,09	-12,98
71 Mesin Pembangkit Tenaga	4.208.448	16.919.703	2.743.768	15.881.603	-34,80	-6,14
72 Mesin Industri Tertentu/kausius	2.672.573	18.349.313	6.799.711	27.151.636	154,43	47,97
73 Mesin Untuk Mengerjakan Logam	5.451	20.806	42.693	159.960	683,21	668,82
74 Mesi Industri Dan Perlengkapannya	10.366.604	22.240.576	9.062.958	46.628.162	-12,58	109,65
75 Mesin Kantor Dan Pengolah Data	100	904	6	1.402	-94,00	55,09
76 Alat Telekomunikasi	59	728	29.031	325.308	49.105,08	44.585,16
77 Mesin Listrik, Aparat Dan Alat-alatnya	524.463	2.566.584	1.050.962	5.185.663	100,39	102,05
78 Kendaraan Bermotor Untuk Jalan Raya	84.872	341.188	181.458	633.167	113,80	85,58
79 Alat Pengangkutan Lainnya	1.396.000	3.463.057	-	-	-100,00	-100,00
81 Barang-barang Saniter, Pemanas Dll	130.151	454.633	528.238	2.312.212	305,87	408,59
84 Pakaian	88	1.154	-	-	-100,00	-100,00
87 Inst, Ilmu Pengetahuan, Kedokteran Dsb	42.217	585.783	156.767	1.290.383	271,34	120,28
88 Aparat Fotografi Dan Perlengkapan Dsb	18	165	-	-	-100,00	-100,00
89 Hasil Industri Lainnya	6.200	23.491	13.540	62.029	118,39	164,05
<b>TOTAL IMPOR</b>	<b>55.764.485</b>	<b>88.789.814</b>	<b>42.319.739</b>	<b>134.999.326</b>	<b>-24,11</b>	<b>52,04</b>

**LANJUTAN TABEL 2.10. DATA IMPOR KALIMANTAN TENGAH MENURUT SITC GRUP 1,2,3 DIJIT, 2011-2012**

GOLONGAN BARANG SITC	2011		2012		% PERUBAHAN	
	BERAT KG	NILAI US\$	BERAT KG	NILAI US\$	BERAT	NILAI
(1)	(2)	(3)	(4)	(5)	(6)	(7)
<b>GOLONGAN BARANG SITC 3 DIJIT</b>						
001 Binatang Hidup (kec. Binatang Air)	127.634	89.700	-	-	-100,00	-100,00
081 Makanan Ternak	2	14	-	-	-100,00	-100,00
222 Biji Dan Buah Mengandung Minyak, Berkulit Lunak	180.332	110.438	-	-	-100,00	-100,00
231 Getah Karet Alam, Karet Alam Lainnya	-	-	1.295	4.992	-	-
268 Wool Dan Bulu Hewan Lainnya	-	-	366	1.200	-	-
278 Bahan Mineral Lainnya	-	-	4.566.218	3.005.696	-	-
285 Bijih Alumunium Dan Pekatannya	22.440.000	8.768.430	-	-	-100,00	-100,00
335 Sisa Hasil Minyak Bumi	5.155.965	3.066.475	8.298.765	5.546.032	60,95	80,86
522 Unsur Kimia, Halida, Oksida Dan Garam-garamnya	-	-	40.000	50.000	-	-
562 Pupuk Buatan Pabrik	5.670.000	1.594.110	-	-	-100,00	-100,00
581 Tabung, Pipa Dan Selang Dari Bahan Plastik	-	-	608	13.953	-	-
621 Bahan-bahan Dari Karet	-	-	3	138	-	-
629 Barang-barang Karet, Tds	304	4.135	2.366.586	17.512.525	778.382,24	423.419,35
642 Barang-barang Kertas Lainnya	609	5.493	-	-	-100,00	-100,00
657 Benang Dan Kain Tekstil Khusus Dan Produknya	810	19.020	-	-	-100,00	-100,00
661 Semen, Kapur Dan Bahan Bangunan Buatan Pabrik	-	-	3.832.000	303.018	-	-
662 Barang Konstruksi	-	-	184	600	-	-
665 Barang-barang Kaca	481	4.344	87	981	-81,91	-77,42
676 Batang, Kawat, Dari Besi Dan Baja	-	-	402	9.224	-	-
677 Rel-rel Dan Perlengkapannya Dari Besi/baja	-	-	193.306	204.116	-	-
678 Kawat Dari Besi Atau Baja	40	361	-	-	-100,00	-100,00
679 Pipa Dan Tabung Besi Atau Baja	657.467	2.079.396	464.186	1.673.030	-29,40	-19,54
682 Barang-barang Tembaga	1	190	-	-	-100,00	-100,00
687 Barang-barang Timah	-	-	1.346	11.392	-	-

**LANJUTAN TABEL 2.10. DATA IMPOR KALIMANTAN TENGAH MENURUT SITC GRUP 1,2,3 DIJIT, 2011-2012**

GOLONGAN BARANG SITC	2011		2012		% PERUBAHAN	
	BERAT KG	NILAI US\$	BERAT KG	NILAI US\$	BERAT	NILAI
(1)	(2)	(3)	(4)	(5)	(6)	(7)
691 Bangunan Dan Bagian Bangunan	386.688	1.216.555	271.823	934.258	-29,70	-23,20
692 Tangki Untuk Penyimpanan/pengangkutang Barang	1.670.273	6.516.649	1.627.508	5.882.130	-2,56	-9,74
693 Kawat Dan Produk Ikutannya	3	30	42	466	1.300,00	1.453,33
694 Paku, Mur, Baut Dan Semacamnya	2.138	31.638	4.516	26.035	111,23	-17,71
695 Perkakas Pertukangan Tangan	-	-	2.991	15.946	-	-
696 Pisau Dan Alat Potongan Lainnya	856	7.715	-	-	-100,00	-100,00
699 Produk Logam Tidak Mulia, Lainnya	33.633	306.986	38.375	172.069	14,08	-43,95
711 Ket.uap Air & Ket.uap Lainnya Utk.mb.vap	3.148.700	11.914.589	2.009.761	8.356.929	-36,17	-29,86
712 Turbin Uap & Turbin Pembangkit Lainnya	22.266	412.315	47.045	1.483.273	111,29	259,74
713 Mesin Pistonpembakaran Dalam & Bagian	-	-	2	95	-	-
716 Instalasi Pembangkit Listrik & Perlengk.	956.595	4.277.034	368.194	3.312.451	-61,51	-22,55
718 Mesin Tenaga Lainnya Dan Bagiannya	80.887	315.765	318.766	2.728.855	294,09	764,20
721 Mesin Pertanian Dan Perlengkapannya	228.790	1.267.535	318.265	1.414.182	39,11	11,57
723 Mesin Bangunan Dan Konstruksi Tds	2.045	11.245	49.087	493.822	2.300,34	4.291,48
726 Mesin Cetak Dan Mesin Jilid Buku	17	150	-	-	-100,00	-100,00
727 Mesin Unt.industri Pengolahan Makanan	1.892.548	13.770.934	5.139.213	19.148.486	171,55	39,05
728 Mesin Lainnya Untuk Industri Tertentu	549.173	3.299.449	1.293.146	6.095.146	135,47	84,73
731 Mesin Perkakas, Bkja Pindahkan Barang Lain	5.451	20.806	42.341	158.460	676,76	661,61
737 Mesin Untuk Mengerjakan Logam	-	-	352	1.500	-	-
741 Aparat Pemanas Dan Pendingin Dan Alat-alatnya	1.105.311	4.987.561	2.270.551	11.411.910	105,42	128,81
742 Pompa Untuk Barang Cair	466.803	1.956.507	385.771	1.815.319	-17,36	-7,22
743 Pompa Untuk Lainnya Dan Kompresor	354.384	2.016.177	558.157	3.391.908	57,50	68,23
744 Mesin Bongkar Muat Barang	8.006.772	10.464.504	4.997.020	23.962.655	-37,59	128,99
745 Perkakas Tangan Dan Mesin Bukan Listrik	18.867	127.451	38.442	147.498	103,75	15,73
746 Bantalan Peluru Atau Bantalan Giling	38	2.109	448	10.300	1.078,95	388,38
747 Keran, Klep, Katup Dan Sejenisnya	103.061	364.647	191.779	877.510	86,08	140,65
748 Poros Penggerak, Engkol Dan Landasan Bantalan	311.368	2.321.620	620.042	4.996.275	99,13	115,21

**LANJUTAN TABEL 2.10. DATA IMPOR KALIMANTAN TENGAH MENURUT SITC GRUP 1,2,3 DIJIT, 2011-2012**

GOLONGAN BARANG SITC	2011		2012		% PERUBAHAN	
	BERAT KG	NILAI US\$	BERAT KG	NILAI US\$	BERAT	NILAI
(1)	(2)	(3)	(4)	(5)	(6)	(7)
749 Bagian Dan Perlengkapan Mesin Bukan Listrik	-	-	748	14.787	-	-
751 Mesin Peralatan Kantor	-	-	5	1.308	-	-
752 Mesin Otomatis Pengolah Data Dan Satuannya	100	904	1	94	-99,00	-89,60
761 Alat Penerima Gambar (termasuk Video)	-	-	3.383	77.672	-	-
764 Pesawat Telekomunikasi Dan Bagian-bagiannya	59	728	25.648	247.636	43.371,19	33.915,93
771 Mesin Pembangkit Tenaga, Digerakkan Listrik	9.337	37.255	1.517	33.115	-83,75	-11,11
772 Alat Penyambung Atau Pemutus Arus Listrik	438.286	2.057.273	799.627	3.572.688	82,44	73,66
773 Alat Pengatur, Pembagi Arus Listrik	66.128	336.762	183.052	1.056.290	176,81	213,66
778 Alat Listrik Lainnya	10.712	135.294	66.766	523.570	523,28	286,99
783 Motor Pengangkutan Jalan Raya	26.880	150.935	-	-	-100,00	-100,00
784 Bagian Dan Perlengkapan Kendaraan Bermotor	259	11.053	17	829	-93,44	-92,50
786 Kereta Gandengan Dan Kendaraan Lain Tidak Bermotor	57.733	179.200	181.441	632.338	214,28	252,87
793 Alat Pengangkutan Laut	1.396.000	3.463.057	-	-	-100,00	-100,00
811 Bagian Bangunan Yang Siap Dari Pabrik	110.942	334.694	454.315	1.793.616	309,51	435,90
812 Barang-barang Saniter, Pemanas Dsb	3.423	8.191	26.984	110.000	688,31	1.242,94
813 Lampu	15.786	111.748	46.939	408.596	197,35	265,64
841 Pakaian Lelaki Dan Anak Lelaki Bukan Rajutan	4	300	-	-	-100,00	-100,00
845 Barang-barang Lainnya Dari Tekstil	67	403	-	-	-100,00	-100,00
846 Perlengkapan Pakaian Dari Kain Tekstil	17	451	-	-	-100,00	-100,00
871 Alat Optis Dan Perlengkapannya	-	-	23.752	195.000	-	-
873 Alat-alat Meteran Dan Hitung	-	-	494	3.356	-	-
874 Alat Pengukur, Pemeriksa Dan Mengawasi	42.217	585.783	132.521	1.092.027	213,90	86,42
884 Barang-barang Optis,tds	17	150	-	-	-100,00	-100,00
885 Lonceng Dan Arloji	1	15	-	-	-100,00	-100,00
892 Barang-barang Cetakan	394	3.411	-	-	-100,00	-100,00
893 Barang-barang Plastik Buatan	4.985	12.333	13.540	62.029	171,61	402,95
895 Perlengkapan Kantor Lainnya	800	7.213	-	-	-100,00	-100,00
897 Permata Dan Perhiasan Lainnya	21	534	-	-	-100,00	-100,00
<b>TOTAL IMPOR</b>	<b>55.764.485</b>	<b>88.789.814</b>	<b>42.319.739</b>	<b>134.999.326</b>	<b>-24,11</b>	<b>52,04</b>



**TABEL 2.11. DATA IMPOR KALIMANTAN TENGAH MENURUT NEGARA ASAL DAN SITC GRUP 3 DIJIT, 2011-2012**

NEGARA ASAL/SITC GRUP 3 DIJIT	2011		2012		% PERUBAHAN	
	BERAT KG	NILAI US\$	BERAT KG	NILAI US\$	BERAT	NILAI
(1)	(2)	(3)	(4)	(5)	(6)	(7)
<b>111 Jepang</b>	<b>7.778</b>	<b>208.420</b>	<b>34</b>	<b>1.443</b>	<b>-99,56</b>	<b>-99,31</b>
629 Barang-barang Karet, Tds	-	-	3	55	-	-
679 Pipa Dan Tabung Besi Atau Baja	-	-	29	1.377	-	-
694 Paku, Mur, Baut Dan Semacamnya	-	-	1	7	-	-
712 Turbin Uap & Turbin Pembangkit Lainnya	7.778	208.420	-	-	-100,00	-100,00
749 Bagian Dan Perlengkapan Mesin Bukan Listrik	-	-	1	4	-	-
<b>112 Hongkong</b>	<b>130</b>	<b>1.431</b>	-	-	<b>-100,00</b>	<b>-100,00</b>
764 Pesawat Telekomunikasi Dan Bagian-bagiannya	59	728	-	-	-100,00	-100,00
841 Pakaian Lelaki Dan Anak Lelaki Bukan Rajutan	4	300	-	-	-100,00	-100,00
845 Barang-barang Lainnya Dari Tekstil	67	403	-	-	-100,00	-100,00
<b>114 Korea Selatan</b>	<b>3.526.880</b>	<b>1.183.435</b>	-	-	<b>-100,00</b>	<b>-100,00</b>
562 Pupuk Buatan Pabrik	3.500.000	1.032.500	-	-	-100,00	-100,00
783 Motor Pengangkutan Jalan Raya	26.880	150.935	-	-	-100,00	-100,00

**LANJUTAN TABEL 2.11. DATA IMPOR KALIMANTAN TENGAH MENURUT NEGARA ASAL DAN SITC GRUP 3 DIJIT, 2011-2012**

NEGARA ASAL/SITC GRUP 3 DIJIT	2011		2012		% PERUBAHAN	
	BERAT KG	NILAI US\$	BERAT KG	NILAI US\$	BERAT	NILAI
(1)	(2)	(3)	(4)	(5)	(6)	(7)
<b>116 China</b>	<b>26.096</b>	<b>105.036</b>	<b>2.495.821</b>	<b>6.341.108</b>	<b>9.464,00</b>	<b>5.937,08</b>
629 Barang-barang Karet, Tds	201	800	-	-	-100,00	-100,00
692 Tangki Untuk Penyimpanan/pengangkutan Baranğ	-	-	627.740	1.393.676	-	-
695 Perkakas Pertukangan Tangan	-	-	4	52	-	-
699 Produk Logam Tidak Mulia, Lainnya	-	-	2	90	-	-
711 Ket.uap Air & Ket.uap Lainnya Utk.mb.vap	-	-	212.565	417.000	-	-
718 Mesin Tenaga Lainnya Dan Bagiannya	-	-	21.934	61.843	-	-
727 Mesin Unt.industri Pengolahan Makanan	-	-	270.932	766.217	-	-
728 Mesin Lainnya Untuk Industri Tertentu	-	-	264.982	666.462	-	-
741 Aparat Pemanas Dan Pendingin Dan Alat-alatnya	-	-	265.540	750.735	-	-
742 Pompa Untuk Barang Cair	-	-	12.585	35.711	-	-
743 Pompa Untuk Lainnya Dan Kompresor	-	-	68.318	193.521	-	-
744 Mesin Bongkar Muat Barang	-	-	691.149	1.885.145	-	-
747 Keran, Klep, Katup Dan Sejenisnya	25.874	103.702	-	-	-100,00	-100,00
748 Poros Penggerak, Engkol Dan Landasan Bantalan	-	-	6.000	6.486	-	-
786 Kereta Gandengan Dan Kendaran Lain Tidak Bermo	-	-	30.563	86.338	-	-
811 Bagian Bangunan Yang Siap Dari Pabrik	-	-	23.500	77.492	-	-
874 Alat Pengukur, Pemeriksa Dan Mengawasi	-	-	7	340	-	-
897 Permata Dan Perhiasan Lainnya	21	534	-	-	-100,00	-100,00
<b>121 Thailand</b>	-	-	<b>10.485</b>	<b>237.898</b>	-	-
741 Aparat Pemanas Dan Pendingin Dan Alat-alatnya	-	-	7.412	168.190	-	-
743 Pompa Untuk Lainnya Dan Kompresor	-	-	3.073	69.708	-	-

**LANJUTAN TABEL 2.11. DATA IMPOR KALIMANTAN TENGAH MENURUT NEGARA ASAL DAN SITC GRUP 3 DIJIT, 2011-2012**

NEGARA ASAL/SITC GRUP 3 DIJIT	2011		2012		% PERUBAHAN	
	BERAT KG	NILAI US\$	BERAT KG	NILAI US\$	BERAT	NILAI
(1)	(2)	(3)	(4)	(5)	(6)	(7)
<b>122 Singapura</b>	<b>2.609.451</b>	<b>9.600.008</b>	<b>8.704.744</b>	<b>13.233.386</b>	<b>233,59</b>	<b>37,85</b>
278 Bahan Mineral Lainnya	-	-	4.566.218	3.005.696	-	-
335 Sisa Hasil Minyak Bumi	1.496.310	942.675	2.285.118	1.526.458	52,72	61,93
629 Barang-barang Karet, Tds	55	2.911	1.120	8.572	1.936,36	194,47
677 Rel-rel Dan Perlengkapannya Dari Besi/baja	-	-	193.306	204.116	-	-
682 Barang-barang Tembaga	1	190	-	-	-100,00	-100,00
692 Tangki Untuk Penyimpanan/pengangkutang Baranğ	981	12.560	-	-	-100,00	-100,00
694 Paku, Mur, Baut Dan Semacamnya	270	15.055	1.605	1.581	494,44	-89,50
699 Produk Logam Tidak Mulia, Lainnya	14.219	182.882	-	-	-100,00	-100,00
716 Instalasi Pembangkit Listrik & Perlengk.	870.176	3.550.000	2.501	8.655	-99,71	-99,76
718 Mesin Tenaga Lainnya Dan Bagiannya	1.189	14.468	17.566	284.023	1.377,38	1.863,11
723 Mesin Bangunan Dan Konstruksi Tds	95	1.545	9.116	8.922	9.495,79	477,48
727 Mesin Unt.industri Pengolahan Makanan	47.033	2.600.401	-	-	-100,00	-100,00
728 Mesin Lainnya Untuk Industri Tertentu	1.014	12.960	4.800	213.514	373,37	1.547,48
741 Aparat Pemanas Dan Pendingin Dan Alat-alatnya	760	20.187	23.851	633.069	3.038,29	3.036,02
742 Pompa Untuk Barang Cair	15.403	368.732	-	-	-100,00	-100,00
743 Pompa Untuk Lainnya Dan Kompresor	8.057	176.906	-	-	-100,00	-100,00
744 Mesin Bongkar Muat Barang	89.851	1.013.669	1.559.071	7.128.636	1.635,17	603,25
746 Bantalan Peluru Atau Bantalan Giling	38	2.109	-	-	-100,00	-100,00
747 Keran, Klep, Katup Dan Sejenisnya	255	19.401	-	-	-100,00	-100,00
748 Poros Penggerak, Engkol Dan Landasan Bantalan	57.063	533.778	40.472	210.144	-29,07	-60,63
771 Mesin Pembangkit Tenaga, Digerakkan Listrik	120	12.307	-	-	-100,00	-100,00
772 Alat Penyambung Atau Pemutus Arus Listrik	3.971	94.071	-	-	-100,00	-100,00
773 Alat Pengatur, Pembagi Arus Listrik	217	4.982	-	-	-100,00	-100,00
778 Alat Listrik Lainnya	97	3.118	-	-	-100,00	-100,00
784 Bagian Dan Perlengkapan Kendaraan Bermotor	259	11.053	-	-	-100,00	-100,00
813 Lampu	1.992	2.857	-	-	-100,00	-100,00
846 Perlengkapan Pakaian Dari Kain Tekstil	17	451	-	-	-100,00	-100,00
874 Alat Pengukur, Pemeriksa Dan Mengawasi	1	597	-	-	-100,00	-100,00
893 Barang-barang Plastik Buatan	7	143	-	-	-100,00	-100,00

**LANJUTAN TABEL 2.11. DATA IMPOR KALIMANTAN TENGAH MENURUT NEGARA ASAL DAN SITC GRUP 3 DIJIT, 2011-2012**

NEGARA ASAL/SITC GRUP 3 DIJIT	2011		2012		% PERUBAHAN	
	BERAT KG	NILAI US\$	BERAT KG	NILAI US\$	BERAT	NILAI
(1)	(2)	(3)	(4)	(5)	(6)	(7)
<b>124 Malaysia</b>	<b>26.623.489</b>	<b>66.588.871</b>	<b>23.332.350</b>	<b>81.008.008</b>	<b>-12,36</b>	<b>21,65</b>
081 Makanan Ternak	2	14	-	-	-100,00	-100,00
231 Getah Karet Alam, Karet Alam Lainnya	-	-	1.295	4.992	-	-
268 Wool Dan Bulu Hewan Lainnya	-	-	366	1.200	-	-
335 Sisa Hasil Minyak Bumi	3.659.655	2.123.300	6.013.647	4.019.574	64,32	89,26
522 Unsur Kimia, Halida, Oksida Dan Garam-garamnya	-	-	40.000	50.000	-	-
562 Pupuk Buatan Pabrik	2.170.000	561.610	-	-	-100,00	-100,00
629 Barang-barang Karet, Tds	48	424	-	-	-100,00	-100,00
642 Barang-barang Kertas Lainnya	609	5.493	-	-	-100,00	-100,00
657 Benang Dan Kain Tekstil Khusus Dan Produknya	810	19.020	-	-	-100,00	-100,00
662 Barang Konstruksi	-	-	184	600	-	-
665 Barang-barang Kaca	481	4.344	87	981	-81,91	-77,42
678 Kawat Dari Besi Atau Baja	40	361	-	-	-100,00	-100,00
679 Pipa Dan Tabung Besi Atau Baja	657.467	2.079.396	464.156	1.671.591	-29,40	-19,61
691 Bangunan Dan Bagian Bangunan	386.688	1.216.555	271.823	934.258	-29,70	-23,20
692 Tangki Untuk Penyimpanan/pengangkutan Barang	1.662.916	6.488.429	999.768	4.488.454	-39,88	-30,82
693 Kawat Dan Produk Ikutannya	3	30	-	-	-100,00	-100,00
694 Paku, Mur, Baut Dan Semacamnya	1.868	16.583	2.306	10.548	23,45	-36,39
695 Perkakas Pertukangan Tangan	-	-	2.929	14.370	-	-
696 Pisau Dan Alat Potongan Lainnya	856	7.715	-	-	-100,00	-100,00
699 Produk Logam Tidak Mulia, Lainnya	19.419	124.104	38.038	164.226	95,88	32,33
711 Ket.uap Air & Ket.uap Lainnya Utk.mb.vap	3.148.700	11.914.589	1.797.196	7.939.929	-42,92	-33,36
712 Turbin Uap & Turbin Pembangkit Lainnya	14.488	203.895	47.045	1.483.273	224,72	627,47
716 Instalasi Pembangkit Listrik & Perlengk.	65.920	539.372	222.525	1.365.488	237,57	153,16
718 Mesin Tenaga Lainnya Dan Bagiannya	74.321	240.897	7.478	87.620	-89,94	-63,63
721 Mesin Pertanian Dan Perengkapannya	228.790	1.267.535	317.585	1.396.510	38,81	10,18
723 Mesin Bangunan Dan Konstruksi Tds	1.950	9.700	7.923	39.011	306,31	302,18
726 Mesin Cetak Dan Mesin Jilid Buku	17	150	-	-	-100,00	-100,00
727 Mesin Unt.industri Pengolahan Makanan	1.837.119	10.911.662	4.868.281	18.382.269	165,00	68,46

**LANJUTAN TABEL 2.11. DATA IMPOR KALIMANTAN TENGAH MENURUT NEGARA ASAL DAN SITC GRUP 3 DIJIT, 2011-2012**

NEGARA ASAL/SITC GRUP 3 DIJIT		2011		2012		% PERUBAHAN	
		BERAT KG	NILAI US\$	BERAT KG	NILAI US\$	BERAT	NILAI
(1)	(1)	(2)	(3)	(4)	(5)	(6)	(7)
728	Mesin Lainnya Untuk Industri Tertentu	548.159	3.286.489	1.016.591	5.139.723	85,46	56,39
731	Mesin Perkakas, Bkja Pindahkan Barang Lain	5.451	20.806	42.341	158.460	676,76	661,61
737	Mesin Untuk Mengerjakan Logam	-	-	352	1.500	-	-
741	Aparat Pemanas Dan Pendingin Dan Alat-alatnya	1.104.061	4.962.952	1.971.354	9.784.787	78,55	97,16
742	Pompa Untuk Barang Cair	451.400	1.587.775	365.933	1.666.836	-18,93	4,98
743	Pompa Untuk Lainnya Dan Kompresor	346.327	1.839.271	486.735	3.126.046	40,54	69,96
744	Mesin Bongkar Muat Barang	7.905.496	9.349.089	2.288.608	9.459.330	-71,05	1,18
745	Perkakas Tangan Dan Mesin Bukan Listrik	18.867	127.451	38.442	147.498	103,75	15,73
747	Keran, Klep, Katup Dan Sejenisnya	72.352	207.093	189.392	822.738	161,76	297,28
748	Poros Penggerak, Engkol Dan Landasan Bantalan	88.753	317.059	93.828	750.315	5,72	136,65
751	Mesin Peralatan Kantor	-	-	5	1.308	-	-
752	Mesin Otomatis Pengolah Data Dan Satuannya	100	904	-	-	-100,00	-100,00
771	Mesin Pembangkit Tenaga, Digerakkan Listrik	9.217	24.948	-	-	-100,00	-100,00
772	Alat Penyambung Atau Pemutus Arus Listrik	434.315	1.963.202	784.100	3.344.560	80,54	70,36
773	Alat Pengatur, Pembagi Arus Listrik	65.911	331.780	182.383	1.045.936	176,71	215,25
778	Alat Listrik Lainnya	10.615	132.176	-	-	-100,00	-100,00
786	Kereta Gandengan Dan Kendaraan Lain Tidak Bermo	57.733	179.200	150.878	546.000	161,34	204,69
793	Alat Pengangkutan Laut	1.396.000	3.463.057	-	-	-100,00	-100,00
811	Bagian Bangunan Yang Siap Dari Pabrik	110.942	334.694	430.815	1.716.124	288,32	412,74
812	Barang-barang Saniter, Pemanas Dsb	3.423	8.191	26.984	110.000	688,31	1.242,94
813	Lampu	13.794	108.891	44.748	358.315	224,40	229,06
873	Alat-alat Meteran Dan Hitung	-	-	494	3.356	-	-
874	Alat Pengukur, Pemeriksa Dan Mengawasi	42.216	585.186	102.195	708.253	142,08	21,03
884	Barang-barang Optis,tds	17	150	-	-	-100,00	-100,00
885	Lonceng Dan Arloji	1	15	-	-	-100,00	-100,00
892	Barang-barang Cetakan	394	3.411	-	-	-100,00	-100,00
893	Barang-barang Plastik Buatan	4.972	12.141	13.540	62.029	172,33	410,91
895	Perlengkapan Kantor Lainnya	800	7.213	-	-	-100,00	-100,00

**LANJUTAN TABEL 2.11. DATA IMPOR KALIMANTAN TENGAH MENURUT NEGARA ASAL DAN SITC GRUP 3 DIJIT, 2011-2012**

NEGARA ASAL/SITC GRUP 3 DIJIT	2011		2012		% PERUBAHAN	
	BERAT KG	NILAI US\$	BERAT KG	NILAI US\$	BERAT	NILAI
(1)	(2)	(3)	(4)	(5)	(6)	(7)
<b>131 Viet Nam</b>	-	-	<b>3.832.000</b>	<b>303.018</b>	-	-
661 Semen, Kapur Dan Bahan Bangunan Buatan Pabrik	-	-	3.832.000	303.018	-	-
<b>133 India</b>	<b>8.396</b>	<b>258.971</b>	-	-	<b>-100,00</b>	<b>-100,00</b>
727 Mesin Unt.industri Pengolahan Makanan	8.396	258.971	-	-	-100,00	-100,00
<b>267 Mauritius</b>	<b>6.376</b>	<b>15.660</b>	-	-	<b>-100,00</b>	<b>-100,00</b>
692 Tangki Untuk Penyimpanan/pengangkutan Barang	6.376	15.660	-	-	-100,00	-100,00
<b>311 Australia</b>	<b>22.567.634</b>	<b>8.858.130</b>	-	-	<b>-100,00</b>	<b>-100,00</b>
001 Binatang Hidup (kec. Binatang Air)	127.634	89.700	-	-	-100,00	-100,00
285 Bijih Alumunium Dan Pekatannya	22.440.000	8.768.430	-	-	-100,00	-100,00
<b>411 Amerika Serikat</b>	<b>180.399</b>	<b>111.091</b>	<b>2.762</b>	<b>69.008</b>	<b>-98,47</b>	<b>-37,88</b>
222 Biji Dan Buah Mengandung Minyak, Berkulit Lunak	180.332	110.488	-	-	-100,00	-100,00
629 Barang-barang Karet, Tds	-	-	2	15	-	-
679 Pipa Dan Tabung Besi Atau Baja	-	-	1	62	-	-
694 Paku, Mur, Baut Dan Semacamnya	-	-	500	11.518	0,00	0,00
695 Perkakas Pertukangan Tangan	-	-	9	384	0,00	0,00
699 Produk Logam Tidak Mulia, Lainnya	-	-	4	166	-	-
723 Mesin Bangunan Dan Konstruksi Tds	-	-	35	1.674	-	-
728 Mesin Lainnya Untuk Industri Tertentu	-	-	394	9.078	-	-
741 Aparat Pemanas Dan Pendingin Dan Alat-alatnya	67	603	573	13.136	755,22	2.078,44
743 Pompa Untuk Lainnya Dan Kompresor	-	-	7	328	-	-
746 Bantalan Peluru Atau Bantalan Giling	-	-	448	10.300	-	-

**LANJUTAN TABEL 2.11. DATA IMPOR KALIMANTAN TENGAH MENURUT NEGARA ASAL DAN SITC GRUP 3 DIJIT, 2011-2012**

NEGARA ASAL/SITC GRUP 3 DIJIT		2011		2012		% PERUBAHAN	
		BERAT KG	NILAI US\$	BERAT KG	NILAI US\$	BERAT	NILAI
(1)		(2)	(3)	(4)	(5)	(6)	(7)
748	Poros Penggerak, Engkol Dan Landasan Bantalan	-	-	51	2.423	-	-
749	Bagian Dan Perlengkapan Mesin Bukan Listrik	-	-	2	33	-	-
764	Pesawat Telekomunikasi Dan Bagian-bagiannya	-	-	519	11.916	-	-
772	Alat Penyambung Atau Pemutus Arus Listrik	-	-	98	2.233	-	-
773	Alat Pengatur, Pembagi Arus Listrik	-	-	92	4.446	-	-
778	Alat Listrik Lainnya	-	-	2	65	-	-
784	Bagian Dan Perlengkapan Kendaraan Bermotor	-	-	17	829	-	-
874	Alat Pengukur, Pemeriksa Dan Mengawasi	-	-	8	402	-	-
<b>412</b>	<b>Kanada</b>	-	-	<b>2</b>	<b>36</b>	-	-
699	Produk Logam Tidak Mulia, Lainnya	-	-	2	36	-	-
<b>421</b>	<b>Meksiko</b>	-	-	<b>4</b>	<b>234</b>	-	-
874	Alat Pengukur, Pemeriksa Dan Mengawasi	-	-	4	234	-	-
<b>424</b>	<b>Nikaragua</b>	-	-	<b>3</b>	<b>138</b>	-	-
621	Bahan-bahan Dari Karet	-	-	3	138	-	-
<b>434</b>	<b>Brazil</b>	-	-	<b>3</b>	<b>97</b>	-	-
713	Mesin Pistonpembakaran Dalam & Bagian	-	-	2	95	-	-
749	Bagian Dan Perlengkapan Mesin Bukan Listrik	-	-	1	2	-	-
<b>511</b>	<b>Ingggris</b>	<b>5.377</b>	<b>60.400</b>	<b>33</b>	<b>1.521</b>	<b>-99,39</b>	<b>-97,48</b>
699	Produk Logam Tidak Mulia, Lainnya	-	-	1	1	-	-
718	Mesin Tenaga Lainnya Dan Bagiannya	5.377	60.400	-	-	-100,00	-100,00
742	Pompa Untuk Barang Cair	-	-	32	1.520	-	-

**LANJUTAN TABEL 2.11. DATA IMPOR KALIMANTAN TENGAH MENURUT NEGARA ASAL DAN SITC GRUP 3 DIJIT, 2011-2012**

NEGARA ASAL/SITC GRUP 3 DIJIT		2011		2012		% PERUBAHAN	
		BERAT KG	NILAI US\$	BERAT KG	NILAI US\$	BERAT	NILAI
(1)		(2)	(3)	(4)	(5)	(6)	(7)
<b>513 Perancis</b>		<b>713</b>	<b>18.953</b>	-	-	<b>-100,00</b>	<b>-100,00</b>
747	Keran, Klep, Katup Dan Sejenisnya	713	18.953	-	-	-100,00	-100,00
<b>514 Jerman</b>		<b>197.899</b>	<b>1.764.010</b>	<b>3.892.160</b>	<b>32.632.691</b>	<b>1.866,74</b>	<b>1.749,92</b>
581	Tabung, Pipa Dan Selang Dari Bahan Plastik	-	-	608	13.953	-	-
629	Barang-barang Karet, Tds	-	-	2.365.461	17.503.883	-	-
676	Batang, Kawat, Dari Besi Dan Baja	-	-	402	9.224	-	-
687	Barang-barang Timah	-	-	1.346	11.392	-	-
693	Kawat Dan Produk Ikutannya	-	-	42	466	-	-
694	Paku, Mur, Baut Dan Semacamnya	-	-	103	2.358	-	-
695	Perkakas Pertukangan Tangan	-	-	49	1.140	-	-
699	Produk Logam Tidak Mulia, Lainnya	-	-	328	7.550	-	-
716	Instalasi Pembangkit Listrik & Perlengk.	20.499	187.662	93.855	769.896	357,85	310,26
718	Mesin Tenaga Lainnya Dan Bagiannya	-	-	271.788	2.295.369	0,00	0,00
721	Mesin Pertanian Dan Perlengkapannya	-	-	680	17.672	-	-
723	Mesin Bangunan Dan Konstruksi Tds	-	-	32.013	444.215	0,00	0,00
741	Aparat Pemanas Dan Pendingin Dan Alat-alatnya	-	-	10.322	98.869	0,00	0,00
741	Aparat Pemanas Dan Pendingin Dan Alat-alatnya	-	-	1.821	61.993	0,00	0,00
742	Pompa Untuk Barang Cair	-	-	7.221	111.252	0,00	0,00
744	Mesin Bongkar Muat Barang	11.425	101.746	458.192	5.489.544	3.910,43	5.295,34
747	Keran, Klep, Katup Dan Sejenisnya	-	-	2.387	54.772	0,00	0,00
748	Poros Penggerak, Engkol Dan Landasan Bantalan	165.552	1.470.783	479.691	4.026.907	189,75	173,79
749	Bagian Dan Perlengkapan Mesin Bukan Listrik	-	-	744	14.748	-	-
752	Mesin Otomatis Pengolah Data Dan Satuannya	-	-	1	94	-	-



**LANJUTAN TABEL 2.11. DATA IMPOR KALIMANTAN TENGAH MENURUT NEGARA ASAL DAN SITC GRUP 3 DIJIT, 2011-2012**

NEGARA ASAL/SITC GRUP 3 DIJIT		2011		2012		% PERUBAHAN	
		BERAT KG	NILAI US\$	BERAT KG	NILAI US\$	BERAT	NILAI
(1)		(2)	(3)	(4)	(5)	(6)	(7)
761	Alat Penerima Gambar (termasuk Video)	-	-	3.383	77.672	-	-
764	Pesawat Telekomunikasi Dan Bagian-bagiannya	-	-	25.129	235.720	-	-
771	Mesin Pembangkit Tenaga, Digerakkan Listrik	-	-	1.517	33.115	-	-
772	Alat Penyambung Atau Pemutus Arus Listrik	-	-	15.429	225.895	-	-
773	Alat Pengatur, Pembagi Arus Listrik	-	-	577	5.908	-	-
778	Alat Listrik Lainnya	-	-	66.764	523.505	-	-
813	Lampu	-	-	2.191	50.281	-	-
871	Alat Optis Dan Perlengkapannya	-	-	23.752	195.000	-	-
874	Alat Pengukur, Pemeriksa Dan Mengawasi	-	-	30.307	382.798	-	-
<b>515</b>	<b>Austria</b>	-	-	<b>49.313</b>	<b>1.168.412</b>	-	-
716	Instalasi Pembangkit Listrik & Perlengk.	-	-	49.313	1.168.412	-	-
<b>526</b>	<b>Italia</b>	-	-	<b>1</b>	<b>23</b>	-	-
694	Paku, Mur, Baut Dan Semacamnya	-	-	1	23	-	-
<b>543</b>	<b>Polandia</b>	<b>3.867</b>	<b>15.498</b>	-	-	<b>-100,00</b>	<b>-100,00</b>
747	Keran, Klep, Katup Dan Sejenisnya	3.867	15.498	-	-	-100,00	-100,00
<b>565</b>	<b>Malta</b>	-	-	<b>24</b>	<b>2.305</b>	-	-
743	Pompa Untuk Lainnya Dan Kompresor	-	-	24	2.305	-	-
<b>TOTAL IMPOR</b>		<b>55.764.485</b>	<b>88.789.814</b>	<b>42.319.739</b>	<b>134.999.326</b>	<b>-24,11</b>	<b>52,04</b>

**TABEL 2.12. DATA IMPOR KALIMANTAN TENGAH MENURUT PELABUHAN BONGKAR DAN SITC GRUP 3 DIJIT, 2011-2012**

<http://kalteng.bps.go.id>

PELABUHAN BONGKAR/SITC 3 DIGIT	2011		2012		% PERUBAHAN	
	BERAT KG	NILAI US\$	BERAT KG	NILAI US\$	BERAT	NILAI
	(1)	(2)	(3)	(4)	(5)	(6)
<b>743 PANGKALAN BUN</b>	<b>2.322.675</b>	<b>6.579.202</b>	-	-	<b>-100,00</b>	<b>-100,00</b>
222 Biji Dan Buah Mengandung Minyak, Berkulit Lunak	180.332	110.488	-	-	-100,00	-100,00
629 Barang-barang Karet, Tds	55	2.911	-	-	-100,00	-100,00
679 Pipa Dan Tabung Besi Atau Baja	119.435	288.127	-	-	-100,00	-100,00
682 Barang-barang Tembaga	1	190	-	-	-100,00	-100,00
691 Bangunan Dan Bagian Bangunan	172.103	413.104	-	-	-100,00	-100,00
692 Tangki Untuk Penyimpanan/pengangkutan Barang	153.301	371.490	-	-	-100,00	-100,00
694 Paku, Mur, Baut Dan Semacamnya	270	15.055	-	-	-100,00	-100,00
699 Produk Logam Tidak Mulia, Lainnya	16	1.788	-	-	-100,00	-100,00
711 Ket.uap Air & Ket.uap Lainnya Utk.mb.vap	504.437	1.580.000	-	-	-100,00	-100,00
712 Turbin Uap & Turbin Pembangkit Lainnya	3.478	8.540	-	-	-100,00	-100,00
716 Instalasi Pembangkit Listrik & Perlengk.	11.692	27.678	-	-	-100,00	-100,00
718 Mesin Tenaga Lainnya Dan Bagiannya	67.355	165.007	-	-	-100,00	-100,00
721 Mesin Pertanian Dan Perlengkapannya	8.410	20.646	-	-	-100,00	-100,00
723 Mesin Bangunan Dan Konstruksi Tds	95	1.545	-	-	-100,00	-100,00
727 Mesin Unt.industri Pengolahan Makanan	7.535	18.500	-	-	-100,00	-100,00
728 Mesin Lainnya Untuk Industri Tertentu	109.228	662.384	-	-	-100,00	-100,00
741 Aparat Pemanas Dan Pendingin Dan Alat-alatnya	99.460	238.811	-	-	-100,00	-100,00
742 Pompa Untuk Barang Cair	282.670	1.049.452	-	-	-100,00	-100,00
743 Pompa Untuk Lainnya Dan Kompresor	73.391	291.819	-	-	-100,00	-100,00
744 Mesin Bongkar Muat Barang	353.244	852.360	-	-	-100,00	-100,00
746 Bantalan Peluru Atau Bantalan Giling	38	2.109	-	-	-100,00	-100,00
747 Keran, Klep, Katup Dan Sejenisnya	70.295	171.760	-	-	-100,00	-100,00
748 Poros Penggerak, Engkol Dan Landasan Bantalan	70.477	174.967	-	-	-100,00	-100,00
772 Alat Penyambung Atau Pemutus Arus Listrik	17.967	44.000	-	-	-100,00	-100,00
773 Alat Pengatur, Pembagi Arus Listrik	217	4.982	-	-	-100,00	-100,00
778 Alat Listrik Lainnya	97	3.118	-	-	-100,00	-100,00
784 Bagian Dan Perlengkapan Kendaraan Bermotor	259	11.053	-	-	-100,00	-100,00
812 Barang-barang Saniter, Pemanas Dsb	3.423	8.191	-	-	-100,00	-100,00
813 Lampu	1.992	2.857	-	-	-100,00	-100,00
874 Alat Pengukur, Pemeriksa Dan Mengawasi	6.427	24.021	-	-	-100,00	-100,00
893 Barang-barang Plastik Buatan	4.975	12.249	-	-	-100,00	-100,00

**LANJUTAN TABEL 2.12. DATA IMPOR KALIMANTAN TENGAH MENURUT PELABUHAN BONGKAR DAN SITC GRUP 3 DIJIT, 2011-2012**

PELABUHAN BONGKAR/SITC 3 DIGIT		2011		2012		% PERUBAHAN	
		BERAT KG	NILAI US\$	BERAT KG	NILAI US\$	BERAT	NILAI
(1)		(2)	(3)	(4)	(5)	(6)	(7)
<b>744 KUMAI</b>		<b>5.509.500</b>	<b>17.152.054</b>	<b>14.141.495</b>	<b>25.928.102</b>	<b>156,67</b>	<b>51,17</b>
001	Binatang Hidup (kec. Binatang Air)	127.634	89.700	-	-	-100,00	-100,00
278	Bahan Mineral Lainnya	-	-	4.566.218	3.005.696	-	-
335	Sisa Hasil Minyak Bumi	1.503.313	914.014	4.942.377	3.339.318	228,77	265,35
642	Barang-barang Kertas Lainnya	609	5.493	-	-	-100,00	-100,00
657	Benang Dan Kain Tekstil Khusus Dan Produknya	810	19.020	-	-	-100,00	-100,00
665	Barang-barang Kaca	481	4.344	87	981	-81,91	-77,42
679	Pipa Dan Tabung Besi Atau Baja	116.077	429.193	4.448	21.814	-96,17	-94,92
691	Bangunan Dan Bagian Bangunan	213.704	795.624	-	-	-100,00	-100,00
692	Tangki Untuk Penyimpanan/pengangkutang Barang	66.600	318.173	338.171	956.490	407,76	200,62
693	Kawat Dan Produk Ikutannya	3	30	-	-	-100,00	-100,00
694	Paku, Mur, Baut Dan Semacamnya	-	-	1.992	9.768	-	-
695	Perkakas Pertukangan Tangan	-	-	2.929	14.370	-	-
696	Pisau Dan Alat Potongan Lainnya	856	7.715	-	-	-100,00	-100,00
699	Produk Logam Tidak Mulia, Lainnya	31.916	290.051	5.182	25.723	-83,76	-91,13
711	Ket.uap Air & Ket.uap Lainnya Utk.mb.vap	765.661	2.224.093	8.575	20.007	-98,88	-99,10
712	Turbin Uap & Turbin Pembangkit Lainnya	8.000	183.385	47.045	1.483.273	488,06	708,83
716	Instalasi Pembangkit Listrik & Perlengk.	18.508	68.603	-	-	-100,00	-100,00
718	Mesin Tenaga Lainnya Dan Bagiannya	-	-	45.458	431.999	-	-
721	Mesin Pertanian Dan Perlengkapannya	92.006	340.164	-	-	-100,00	-100,00
726	Mesin Cetak Dan Mesin Jilid Buku	17	150	-	-	-100,00	-100,00

**LANJUTAN TABEL 2.12. DATA IMPOR KALIMANTAN TENGAH MENURUT PELABUHAN BONGKAR DAN SITC GRUP 3 DIJIT, 2011-2012**

PELABUHAN BONGKAR/SITC 3 DIGIT		2011		2012		% PERUBAHAN	
		BERAT KG	NILAI US\$	BERAT KG	NILAI US\$	BERAT	NILAI
(1)		(2)	(3)	(4)	(5)	(6)	(7)
727	Mesin Unt.industri Pengolahan Makanan	105.169	630.377	2.341.655	9.381.017	2.126,56	1.388,16
728	Mesin Lainnya Untuk Industri Tertentu	283.827	1.866.835	677.792	3.002.381	138,80	60,83
741	Aparat Pemanas Dan Pendingin Dan Alat-alatnya	317.650	2.323.080	267.568	774.607	-15,77	-66,66
742	Pompa Untuk Barang Cair	160.357	780.643	33.333	182.192	-79,21	-76,66
743	Pompa Untuk Lainnya Dan Kompresor	46.013	634.146	102.095	496.209	121,88	-21,75
744	Mesin Bongkar Muat Barang	57.264	673.200	634.993	1.795.583	1.008,89	166,72
745	Perkakas Tangan Dan Mesin Bukan Listrik	13.052	48.089	-	-	-100,00	-100,00
747	Keran, Klep, Katup Dan Sejenisnya	-	-	8.662	51.331	-	-
748	Poros Penggerak, Engkol Dan Landasan Bantalan	41.021	476.364	54.217	521.268	32,17	9,43
752	Mesin Otomatis Pengolah Data Dan Satuannya	100	904	-	-	-100,00	-100,00
771	Mesin Pembangkit Tenaga, Digerakkan Listrik	9.217	24.948	-	-	-100,00	-100,00
772	Alat Penyambung Atau Pemutus Arus Listrik	105.272	389.348	27.166	319.475	-74,19	-17,95
773	Alat Pengatur, Pembagi Arus Listrik	27.538	143.882	-	-	-100,00	-100,00
786	Kereta Gandengan Dan Kendaraan Lain Tidak Bermotor	-	-	30.563	86.338	-	-
793	Alat Pengangkutan Laut	1.396.000	3.463.057	-	-	-100,00	-100,00
873	Alat-alat Meteran Dan Hitung	-	-	494	3.356	-	-
874	Alat Pengukur, Pemeriksa Dan Mengawasi	1	2	475	4.906	47.400,00	245.200,00
884	Barang-barang Optis,tds	17	150	-	-	-100,00	-100,00
885	Lonceng Dan Arloji	1	15	-	-	-100,00	-100,00
893	Barang-barang Plastik Buatan	6	49	-	-	-100,00	-100,00
895	Perlengkapan Kantor Lainnya	800	7.213	-	-	-100,00	-100,00

**LANJUTAN TABEL 2.12. DATA IMPOR KALIMANTAN TENGAH MENURUT PELABUHAN BONGKAR DAN SITC GRUP 3 DIJIT, 2011-2012**

PELABUHAN BONGKAR/SITC 3 DIGIT		2011		2012		% PERUBAHAN	
		BERAT KG	NILAI US\$	BERAT KG	NILAI US\$	BERAT	NILAI
(1)		(2)	(3)	(4)	(5)	(6)	(7)
<b>746</b>	<b>SAMPIT</b>	<b>45.989.962</b>	<b>57.830.089</b>	<b>19.395.287</b>	<b>58.033.008</b>	<b>-57,83</b>	<b>0,35</b>
081	Makanan Ternak	2	14	-	-	-100,00	-100,00
231	Getah Karet Alam, Karet Alam Lainnya	-	-	1.295	4.992	-	-
268	Wool Dan Bulu Hewan Lainnya	-	-	366	1.200	-	-
285	Bijih Alumunium Dan Pekatannya	22.440.000	8.768.430	-	-	-100,00	-100,00
335	Sisa Hasil Minyak Bumi	3.652.652	2.152.461	3.356.388	2.206.714	-8,11	2,52
522	Unsur Kimia, Halida, Oksida Dan Garam-garamnya	-	-	40.000	50.000	-	-
562	Pupuk Buatan Pabrik	5.670.000	1.594.110	-	-	-100,00	-100,00
629	Barang-barang Karet, Tds	48	424	1.120	8.572	2.233,33	1.921,70
661	Semen, Kapur Dan Bahan Bangunan Buatan Pabrik	-	-	3.832.000	303.018	-	-
662	Barang Konstruksi	-	-	184	600	-	-
678	Kawat Dari Besi Atau Baja	40	361	-	-	-100,00	-100,00
679	Pipa Dan Tabung Besi Atau Baja	238.935	774.862	362.116	1.304.910	51,55	68,41
691	Bangunan Dan Bagian Bangunan	881	7.827	11.039	13.102	1.153,01	67,39
692	Tangki Untuk Penyimpanan/pengangkutang Barang	1.450.372	5.826.986	1.216.500	4.668.426	-16,12	-19,88
694	Paku, Mur, Baut Dan Semacamnya	1.868	16.583	314	780	-83,19	-95,30
699	Produk Logam Tidak Mulia, Lainnya	1.706	15.147	32.856	138.503	1.825,91	814,39
711	Ket.uap Air & Ket.uap Lainnya Utk.mb.vap	1.878.602	8.110.496	1.667.674	7.241.934	-11,23	-10,71
712	Turbin Uap & Turbin Pembangkit Lainnya	10.788	220.390	-	-	-100,00	-100,00
716	Instalasi Pembangkit Listrik & Perlengk.	911.379	4.132.449	80.914	1.927.458	-91,12	-53,36
718	Mesin Tenaga Lainnya Dan Bagiannya	13.532	150.758	-	-	-100,00	-100,00
721	Mesin Pertanian Dan Perlengkapannya	128.374	906.725	225.434	1.086.408	75,61	19,82
723	Mesin Bangunan Dan Konstruksi Tds	1.950	9.700	7.923	39.011	306,31	302,18

**LANJUTAN TABEL 2.12. DATA IMPOR KALIMANTAN TENGAH MENURUT PELABUHAN BONGKAR DAN SITC GRUP 3 DIJIT, 2011-2012**

	PELABUHAN BONGKAR/SITC 3 DIGIT	2011		2012		% PERUBAHAN	
		BERAT KG	NILAI US\$	BERAT KG	NILAI US\$	BERAT	NILAI
	(1)	(2)	(3)	(4)	(5)	(6)	(7)
727	Mesin Unt.industri Pengolahan Makanan	974.715	10.540.152	2.349.224	8.079.299	141,02	-23,35
728	Mesin Lainnya Untuk Industri Tertentu	94.994	574.306	324.457	2.091.530	241,56	264,18
731	Mesin Perkakas, Bkja Pindahkan Barang Lain	5.451	20.806	42.341	158.460	676,76	661,61
737	Mesin Untuk Mengerjakan Logam	-	-	352	1.500	-	-
741	Aparat Pemanas Dan Pendingin Dan Alat-alatnya	551.555	1.987.198	1.881.150	9.756.116	241,06	390,95
742	Pompa Untuk Barang Cair	23.776	126.412	261.439	1.200.968	999,59	850,04
743	Pompa Untuk Lainnya Dan Kompresor	234.980	1.090.212	454.341	2.889.223	93,35	165,01
744	Mesin Bongkar Muat Barang	7.226.485	7.687.711	1.941.272	8.273.639	-73,14	7,62
745	Perkakas Tangan Dan Mesin Bukan Listrik	5.815	79.362	35.776	138.109	515,24	74,02
747	Keran, Klep, Katup Dan Sejenisnya	32.766	192.887	180.730	771.407	451,58	299,93
748	Poros Penggerak, Engkol Dan Landasan Bantalan	35.715	211.797	45.611	235.533	27,71	11,21
751	Mesin Peralatan Kantor	-	-	5	1.308	-	-
771	Mesin Pembangkit Tenaga, Digerakkan Listrik	120	12.307	-	-	-100,00	-100,00
772	Alat Penyambung Atau Pemutus Arus Listrik	164.620	1.141.574	167.180	1.134.742	1,56	-0,60
773	Alat Pengatur, Pembagi Arus Listrik	38.373	187.898	182.383	1.045.936	375,29	456,65
778	Alat Listrik Lainnya	10.615	132.176	-	-	-100,00	-100,00
783	Motor Pengangkutan Jalan Raya	26.880	150.935	-	-	-100,00	-100,00
786	Kereta Gandengan Dan Kendaran Lain Tidak Bermotor	57.733	179.200	150.878	546.000	161,34	204,69
811	Bagian Bangunan Yang Siap Dari Pabrik	54.058	152.536	355.033	1.479.919	556,76	870,21
812	Barang-barang Saniter, Pemanas Dsb	-	-	26.984	110.000	-	-
813	Lampu	13.794	108.891	44.748	358.315	224,40	229,06
874	Alat Pengukur, Pemeriksa Dan Mengawasi	35.789	561.760	101.720	703.347	184,22	25,20
892	Barang-barang Cetakan	394	3.411	-	-	-100,00	-100,00
893	Barang-barang Plastik Buatan	4	35	13.540	62.029	338.400,00	177.125,71

**LANJUTAN TABEL 2.12. DATA IMPOR KALIMANTAN TENGAH MENURUT PELABUHAN BONGKAR DAN SITC GRUP 3 DIJIT, 2011-2012**

PELABUHAN BONGKAR/SITC 3 DIGIT		2011		2012		% PERUBAHAN	
		BERAT KG	NILAI US\$	BERAT KG	NILAI US\$	BERAT	NILAI
(1)	(1)	(2)	(3)	(4)	(5)	(6)	(7)
<b>750 PULANG PISAU</b>		<b>1.766.768</b>	<b>5.668.231</b>	<b>8.782.957</b>	<b>51.038.216</b>	<b>397,12</b>	<b>800,43</b>
581	Tabung, Pipa Dan Selang Dari Bahan Plastik	-	-	608	13.953	-	-
621	Bahan-bahan Dari Karet	-	-	3	138	-	-
629	Barang-barang Karet, Tds	-	-	2.365.466	17.503.953	-	-
676	Batang, Kawat, Dari Besi Dan Baja	-	-	402	9.224	-	-
677	Rel-rel Dan Perlengkapannya Dari Besi/baja	-	-	193.306	204.116	-	-
679	Pipa Dan Tabung Besi Atau Baja	183.020	587.214	97.622	346.306	-46,66	-41,03
687	Barang-barang Timah	-	-	1.346	11.392	-	-
691	Bangunan Dan Bagian Bangunan	-	-	260.784	921.156	-	-
692	Tangki Untuk Penyimpanan/pengangkutang Barang	-	-	72.837	257.214	-	-
693	Kawat Dan Produk Ikutannya	-	-	42	466	-	-
694	Paku, Mur, Baut Dan Semacamnya	-	-	2.210	15.487	-	-
695	Perkakas Pertukangan Tangan	-	-	62	1.576	-	-
699	Produk Logam Tidak Mulia, Lainnya	-	-	337	7.843	-	-
711	Ket.uap Air & Ket.uap Lainnya Utk.mb.vap	-	-	333.512	1.094.988	-	-
713	Mesin Pistonpembakaran Dalam & Bagian	-	-	2	95	-	-
716	Instalasi Pembangkit Listrik & Perlengk.	15.016	48.304	287.280	1.384.993	1.813,16	2.767,24
718	Mesin Tenaga Lainnya Dan Bagiannya	-	-	273.308	2.296.856	-	-
721	Mesin Pertanian Dan Perlengkapannya	-	-	92.831	327.774	-	-
723	Mesin Bangunan Dan Konstruksi Tds	-	-	41.164	454.811	-	-
727	Mesin Unt.industri Pengolahan Makanan	805.129	2.581.905	448.334	1.688.170	-44,32	-34,62
728	Mesin Lainnya Untuk Industri Tertentu	61.124	195.924	290.897	1.001.235	375,91	411,03
741	Aparat Pemanas Dan Pendingin Dan Alat-alatnya	136.646	438.472	121.833	881.187	-10,84	100,97
742	Pompa Untuk Barang Cair	-	-	90.999	432.159	-	-
743	Pompa Untuk Lainnya Dan Kompresor	-	-	1.721	6.476	-	-
744	Mesin Bongkar Muat Barang	358.354	1.149.487	2.420.755	13.893.433	575,52	1.108,66



**LANJUTAN TABEL 2.12. DATA IMPOR KALIMANTAN TENGAH MENURUT PELABUHAN BONGKAR DAN SITC GRUP 3 DIJIT, 2011-2012**

PELABUHAN BONGKAR/SITC 3 DIGIT		2011		2012		% PERUBAHAN	
		BERAT KG	NILAI US\$	BERAT KG	NILAI US\$	BERAT	NILAI
(1)	(1)	(2)	(3)	(4)	(5)	(6)	(7)
745	Perkakas Tangan Dan Mesin Bukan Listrik	-	-	2.666	9.389	-	-
746	Bantalan Peluru Atau Bantalan Giling	-	-	448	10.300	-	-
747	Keran, Klep, Katup Dan Sejenisnya	-	-	2.387	54.772	-	-
748	Poros Penggerak, Engkol Dan Landasan Bantalan	-	-	520.214	4.239.474	-	-
749	Bagian Dan Perlengkapan Mesin Bukan Listrik	-	-	748	14.787	-	-
752	Mesin Otomatis Pengolah Data Dan Satuannya	-	-	1	94	-	-
761	Alat Penerima Gambar (termasuk Video)	-	-	3.383	77.672	-	-
764	Pesawat Telekomunikasi Dan Bagian-bagiannya	59	728	25.648	247.636	43.371,19	33.915,93
771	Mesin Pembangkit Tenaga, Digerakkan Listrik	-	-	1.517	33.115	-	-
772	Alat Penyambung Atau Pemutus Arus Listrik	150.427	482.351	605.281	2.118.471	302,38	339,20
773	Alat Pengatur, Pembagi Arus Listrik	-	-	669	10.354	-	-
778	Alat Listrik Lainnya	-	-	66.766	523.570	-	-
784	Bagian Dan Perlengkapan Kendaraan Bermotor	-	-	17	829	-	-
811	Bagian Bangunan Yang Siap Dari Pabrik	56.884	182.158	99.282	313.697	74,53	72,21
813	Lampu	-	-	2.191	50.281	-	-
841	Pakaian Lelaki Dan Anak Lelaki Bukan Rajutan	4	300	-	-	-100,00	-100,00
845	Barang-barang Lainnya Dari Tekstil	67	403	-	-	-100,00	-100,00
846	Perlengkapan Pakaian Dari Kain Tekstil	17	451	-	-	-100,00	-100,00
871	Alat Optis Dan Perlengkapannya	-	-	23.752	195.000	-	-
874	Alat Pengukur, Pemeriksa Dan Mengawasi	-	-	30.326	383.774	-	-
897	Permata Dan Perhiasan Lainnya	21	534	-	-	-100,00	-100,00
<b>751 TELUK SEBANGAU</b>		<b>175.580</b>	<b>1.560.238</b>	-	-	<b>-100,00</b>	<b>-100,00</b>
744	Mesin Bongkar Muat Barang	11.425	101.746	-	-	-100,00	-100,00
748	Poros Penggerak, Engkol Dan Landasan Bantalan	164.155	1.458.492	-	-	-100,00	-100,00
<b>TOTAL IMPOR</b>		<b>55.764.485</b>	<b>88.789.814</b>	<b>42.319.739</b>	<b>134.999.326</b>	<b>-24,11</b>	<b>52,04</b>





# DATA

MENCERDASKAN BANGSA



BPS PROVINSI KALIMANTAN TENGAH

Jl. Kapt. Piere Tendean No.6, Palangka Raya - 73112

Telp : (0536) 3228105, Fax : (0536)3221380

website : <http://kalteng.bps.go.id>; email : [bps6200@bps.go.id](mailto:bps6200@bps.go.id)