



# Statistik

## Harga Konsumen Perdesaan

Provinsi Jawa Tengah

# 2023

Volume 3, 2024

*Rural Consumer Price Statistics  
Jawa Tengah Province*



**BADAN PUSAT STATISTIK  
PROVINSI JAWA TENGAH**  
BPS-Statistics Jawa Tengah Province



Statistik

# Harga Konsumen Perdesaan

Provinsi Jawa Tengah

2023

Volume 3, 2024

*Rural Consumer Price Statistics  
Jawa Tengah Province*



**BADAN PUSAT STATISTIK  
PROVINSI JAWA TENGAH**

BPS-Statistics Jawa Tengah Province

**Statistik Harga Konsumen Pedesaan  
Provinsi Jawa Tengah 2023**  
*Rural Consumer Price Statistics  
Jawa Tengah Province 2023*

**Katalog/Catalogue** : 7104004.33  
**Nomor Publikasi/Publication Number** : 33000.24074

**Ukuran Buku/Book Size** : 18,2 cm x 25,7 cm  
**Jumlah Halaman/Number of Pages** : xx+116 halaman/pages

**Penyusun Naskah/Manuscript Drafter:**  
Badan Pusat Statistik Provinsi Jawa Tengah  
*BPS-Statistics of Jawa Tengah Province*

**Penyunting/Editor:**  
Badan Pusat Statistik Provinsi Jawa Tengah  
*BPS-Statistics of Jawa Tengah Province*

**Pembuat Kover/Cover Designer:**  
Badan Pusat Statistik Provinsi Jawa Tengah  
*BPS-Statistics of Jawa Tengah Province*

**Penerbit/Publisher:**  
© Badan Pusat Statistik Provinsi Jawa Tengah/*BPS-Statistics of Jawa Tengah Province*

Dilarang mengumumkan dan/atau menggandakan sebagian atau seluruh isi buku ini untuk tujuan komersial tanpa ijin tertulis dari Badan Pusat Statistik Provinsi Jawa Tengah  
*Prohibited to announce and/or copy part or all of this book for commercial purposes without permission from BPS-Statistics Indonesia.*

ISSN 2407-3326

## **Tim Penyusun/*COMPILERS***

**Statistik Harga Konsumen Perdesaan Provinsi Jawa Tengah 2023**

*Rural Consumer Price Statistics Jawa Tengah Province 2023*

**Volume 3,2024**

### **Pengarah/*Director***

Endang Tri Wahyuningsih

### **Penanggung Jawab/*Persons in Charge***

Arjuliwondo

### **Penyunting/*Editors***

Arjuliwondo

Subuh Sukmono Putro

Tri Mulyaningsih

### **Pengolah Data dan Penulis Naskah/*Data Processor and Writers***

Uswatun Khasanah

### **Pembuat Infografis/*Infographic Maker***

Fitra Eka Nurfarid



## KATA PENGANTAR

Publikasi Statistik Harga Konsumen Perdesaan Provinsi Jawa Tengah 2023 ini merupakan seri publikasi tahunan yang diterbitkan oleh Badan Pusat Statistik (BPS) Provinsi Jawa Tengah. Publikasi ini menyajikan data harga konsumen/eceran barang/jasa keperluan konsumsi rumah tangga kelompok makanan dan non makanan di perdesaan selama tahun 2023. Data yang disajikan dikumpulkan melalui Survei Harga Konsumen Perdesaan yang dilakukan setiap bulan di Provinsi Jawa Tengah.

Publikasi ini dapat terwujud berkat kerja sama dan partisipasi dari berbagai pihak. Kepada semua pihak yang telah memberikan kontribusi, disampaikan terima kasih. Semoga publikasi ini bermanfaat bagi pengguna data dan dapat dijadikan acuan dalam pengambilan kebijakan. Kritik dan saran yang membangun sangat diharapkan guna perbaikan publikasi yang akan datang.

Semarang, Oktober 2024

Kepala Badan Pusat Statistik  
Provinsi Jawa Tengah



Endang Tri Wahyuningsih

## **PREFACE**

*Publication of Rural Consumer Price Statistics Jawa Tengah Province 2023 is an annual publication series issued by Statistics of Jawa Tengah Province. This publication presents data of consumer/retail prices of goods/services for household consumption in rural markets during 2023. The data were collected through monthly Rural Consumer Price Survey.*

*The release of publication has been made possible due to assistance and contribution of various parties. To all the parties who have been involved in the completion of this publication, I would like to express my high appreciation and gratitude. Hopefully, this publication provides benefits for data users and can be used as a reference in policy making. Constructive criticism and suggestions are expected to improve future publications.*

*Semarang, October 2024*

*Statistics of Jawa Tengah Province  
Chief Statistician*



*Endang Tri Wahyuningsih*



## DAFTAR ISI/CONTENTS

	Hal/Page
Kata Pengantar .....	vii
<i>Preface</i> .....	viii
Daftar Isi/ <i>Contents</i> .....	ix
Daftar Grafik/ <i>List Of Graphs</i> .....	x
Daftar Lampiran/ <i>List Of Appendix</i> .....	xii
1. Pendahuluan/ <i>Introduction</i> .....	5
1.1 Latar Belakang/ <i>Background</i> .....	5
1.2 Cakupan Data/ <i>Data Coverage</i> .....	6
2. Konsep dan Definisi/ <i>Concepts and Definitions</i> .....	11
2.1 Pasar/ <i>Market</i> .....	11
2.2 Harga Konsumen/Eceran Perdesaan/ <i>Consumer/Retail Price</i> .....	11
2.3 Satuan/ <i>Unit</i> .....	13
2.4 Konsumsi Rumah Tangga/ <i>Household Consumption</i> .....	13
3. Metodologi/ <i>Methodology</i> .....	19
3.1 Metode Pengumpulan Data/ <i>Data Collection Method</i> .....	19
3.2 Metode Penghitungan Rata-Rata Harga/ <i>Calculation Method of Average Price</i> .....	20
4. Ulasan Singkat/ <i>Review</i> .....	25
4.1 Kelompok Makanan/ <i>Food Groups</i> .....	25
4.2 Kelompok Non-Makanan/ <i>Non-Food Groups</i> .....	32
Daftar Pustaka/ <i>Bibliography</i> .....	41
Lampiran/ <i>Appendix</i> .....	35



## DAFTAR GRAFIK/LIST OF GRAPHS

		Hal/Page
Grafik1/ <i>Graph 1</i>	Rata-Rata Harga Beras (Rp/Kg), 2023 <i>Average Price of Rice (Rp/Kg), 2023</i>	26
Grafik 2/ <i>Graph 2</i>	Rata-Rata Harga Bawang Merah dan Cabai Merah (Rp/Kg), 2023 <i>Average Price of Shallot and Red Chili (Rp/Kg), 2023</i>	27
Grafik 3/ <i>Graph 3</i>	Rata-Rata Harga Gula Pasir (Rp/Kg), 2023 <i>Average Price of Sugar (Rp/Kg), 2023</i>	28
Grafik 4/ <i>Graph 4</i>	Rata-Rata Harga Daging Ayam Ras (Rp/Kg), 2023 <i>Average Price of Chicken Meat (Rp/Kg), 2023</i>	29
Grafik 5/ <i>Graph 5</i>	Rata-Rata Harga Minyak Goreng (Rp/Liter), 2023 <i>Average Price of Cooking Oil (Rp/Liter), 2023</i>	30
Grafik 6/ <i>Graph 6</i>	Rata-Rata Harga Rokok Kretek Filter (Rp/Bungkus=12 Batang), 2023 <i>Average Price of Filtered Kretek Cigarette (Rp/Pack of 12 Pieces), 2023</i>	31
Grafik 7/ <i>Graph 7</i>	Rata-Rata Harga Seragam (Rp/Stel), 2023 <i>Average Price of School Uniform (Rp/Pair), 2023</i>	33
Grafik 8/ <i>Graph 8</i>	Rata-Rata Harga Pasir (Rp/m <sup>3</sup> ), 2023 <i>Average Price of Sand (Rp/m<sup>3</sup>), 2023</i>	34
Grafik 9/ <i>Graph 9</i>	Rata-Rata Harga Sabun Deterjen (Rp/kg), 2023 <i>Average Price of Detergent (Rp/kg), 2023</i>	35
Grafik 10/ <i>Graph 10</i>	Rata-Rata Obat Flu (Rp/Strip=4 tablet), 2023 <i>Average Price of Cold Medicine (Rp/Strip=4 tablets), 2023</i>	36
Grafik 11/ <i>Graph 11</i>	Rata-Rata Harga Bensin Eceran (Rp/Liter), 2023 <i>Average Price of Retail Fuel (Rp/Liter), 2023</i>	37
Grafik 12/ <i>Graph 12</i>	Rata-Rata Harga Buku Tulis Bergaris (Rp/Buah), 2023 <i>Average Price of Lined Notebook (Rp/Piece), 2023</i>	38
Grafik 13/ <i>Graph 13</i>	Rata-Rata Harga Sabun Mandi (Rp/Buah), 2023 <i>Average Price of Bath Soap (Rp/Piece), 2023</i>	39
Grafik 14/ <i>Graph 14</i>	Rata-Rata Harga Emas Perhiasan (Rp/Gram), 2023 <i>Average Price of Gold Jewelry (Rp/Gram), 2023</i>	40



## DAFTAR LAMPIRAN/LIST OF APPENDIX

Hal/Page

<b>Lampiran/ Appendix 1</b>	<b>Kelompok Makanan, Minuman , dan Tembakau <i>Food, Beverages, and Tobacco Division</i></b>	
Lampiran/ Appendix 1.1	Harga Konsumen Perdesaan Kelas Sereal dan Produk Sereal, 2023 <i>Rural Consumer Price Class of Cereals and Cereal Products, 2023</i>	45
Lampiran/ Appendix 1.2	Harga Konsumen Perdesaan Subkelas Kacang-kacangan Kering, Kelas Sayuran, Umbi-umbian, Pisang Raja, dan Kacang-kacangan, 2023 <i>Rural Consumer Prices Subclass of Dried Nuts, Class of Vegetables, Tubers, Plantains, and Nuts, 2023</i>	47
Lampiran/ Appendix 1.3	Harga Konsumen Perdesaan Subkelas Olahan Sayuran, Umbi-umbian, Pisang Raja, dan Kacang-kacangan Kelas Sayuran, Umbi-umbian, Pisang Raja, dan Kacang-kacangan, 2023 <i>Rural Consumer Prices Subclass of Processed Vegetables, Tubers, Plantains, and Nuts, Class of Vegetables, Tubers, Plantains, and Nuts, 2023</i>	48
Lampiran/ Appendix 1.4	Harga Konsumen Perdesaan Subkelas Sayuran Berbuah (Segar atau Dingin), Kelas Sayuran, Umbi-umbian, Pisang Raja, dan Kacang-kacangan, 2023 <i>Rural Consumer Price Subclass of Fruit Vegetables (Fresh or Cold), Class of Vegetables, Tubers, Plantains, and Nuts, 2023</i>	49
Lampiran/ Appendix 1.5	Harga Konsumen Perdesaan Subkelas Sayuran Berjenis Kacang Polong-polongan (Segar atau Dingin), Kelas Sayuran, Umbi-umbian, Pisang Raja, dan Kacang-kacangan, 2023 <i>Rural Consumer Prices Subclass Vegetables of Legumes (Fresh or Cold), Class of Vegetables, Tubers, Plantains, and Nuts, 2023</i>	51
Lampiran/ Appendix 1.6	Harga Konsumen Perdesaan Subkelas Sayuran Lainnya (Segar atau Dingin), Kelas Sayuran, Umbi-umbian, Pisang Raja, dan Kacang-kacangan, 2023 <i>Rural Consumer Price Subclass of Other Vegetables (Fresh or Cold), Class of Vegetables, Tubers, Plantains, and Nuts, 2023</i>	52

		Hal/Page
Lampiran/ Appendix 1.7	Harga Konsumen Perdesaan Subkelas Umbi, Pisang Raja, dan Pisang (untuk dimasak), Kelas Sayuran, Umbi-umbian, Pisang Raja, dan Kacang-kacangan, 2023 <i>Rural Consumer Price of Subclass of Tubers, Plantains, and Bananas (for cooking), Class of Vegetables, Tubers, Plantains, and Nuts, 2023</i>	53
Lampiran/ Appendix 1.8	Harga Konsumen Perdesaan Subkelas Sayuran Berdaun atau Berbatang (Segar atau Dingin), Kelas Sayuran, Umbi-umbian, Pisang Raja, dan Kacang-kacangan, 2023 <i>Rural Consumer Prices Subclass of Leafy or Stem Vegetables (Fresh or Cold), Class of Vegetables, Tubers, Plantains, and Nuts, 2023</i>	54
Lampiran/ Appendix 1.9	Harga Konsumen Perdesaan Subkelas Sayuran, Umbi-umbian, Pisang Raja, dan Kacang-kacangan Lainnya yang Dikeringkan, Kelas Sayuran, Umbi-umbian, Pisang Raja, dan Kacang-kacangan, 2023 <i>Rural Consumer Prices Subclass of Vegetables, Tubers, Plantains, and Other Nuts Dried, Class of Vegetables, Tubers, Plantains, and Nuts, 2023</i>	55
Lampiran/ Appendix 1.10	Harga Konsumen Perdesaan Subkelas Buah Batu dan Buah Kelas Buah dan Kacang-Kacangan Pome (Segar) Kelas Buah dan Kacang-kacangan, 2023 <i>Rural Consumer Prices Subclass of Stone Fruit and Pome Fruit (Fresh), Class of Fruit and Nuts, 2023</i>	56
Lampiran/ Appendix 1.11	Harga Konsumen Perdesaan Subkelas Buah-buahan Citrus (Segar), Kelas Buah dan Kacang-kacangan, 2023 <i>Rural Consumer Prices Subclass of Citrus Fruits (Fresh), Class of Fruits and Nuts, 2023</i>	57
Lampiran/ Appendix 1.12	Harga Konsumen Perdesaan Subkelas Buah-buahan Kering, Kelas Buah dan Kacang-kacangan, 2023 <i>Rural Consumer Prices Subclass of Dried Fruits, Class of Fruits and Nuts, 2023</i>	58
Lampiran/ Appendix 1.13	Harga Konsumen Perdesaan Subkelas Buah-buahan Lainnya (Segar) Kelas Buah dan Kacang-kacangan, 2023 <i>Rural Consumer Prices Subclass of Fruits Other (Fresh), Class of Fruits and Nuts, 2023</i>	59
Lampiran/ Appendix 1.14	Harga Konsumen Perdesaan Subkelas Kurma, Buah Ara/Tin, dan Buah-buahan Tropis (Segar), Kelas Buah dan Kacang-kacangan, 2023	60

	<i>Hal/Page</i>
	<i>Rural Consumer Prices Subclass of Dates, Figs / Tin, and Tropical Fruits (Fresh), Class of Fruits and Nuts, 2023</i>
Lampiran/ <i>Appendix 1.15</i>	Harga Konsumen Perdesaan Subkelas Kacang (dengan Kulit atau Kupas), Kelas Buah dan Kacang-kacangan, 2023 <i>Rural Consumer Prices Subclass of Nuts (with Skin or Peel), Class of Fruits and Nuts, 2023</i> 61
Lampiran/ <i>Appendix 1.16</i>	Harga Konsumen Perdesaan Kelas Gula, Kembang Gula, dan Makanan Pencuci Mulut, 2023 <i>Rural Consumer Prices Class of Sugar, Confectionery, and Desserts, 2023</i> 62
Lampiran/ <i>Appendix 1.17</i>	Harga Konsumen Perdesaan Subkelas Garam, Bumbu, dan Saus, Kelas Makanan Siap Saji dan Makanan Olahan Lainnya, 2023 <i>Rural Consumer Prices Subclass of Salt, Seasoning, and Sauce, Class of Fast Food and Other Processed Food, 2023</i> 63
Lampiran/ <i>Appendix 1.18</i>	Harga Konsumen Perdesaan Subkelas Makanan Bayi, Kelas Makanan Siap Saji dan Makanan Olahan Lainnya, 2023 <i>Rural Consumer Prices Subclass of Baby Food, Class of Fast Food and Other Processed Food, 2023</i> 64
Lampiran/ <i>Appendix 1.19</i>	Harga Konsumen Perdesaan Subkelas Makanan Olahan Lainnya, Kelas Makanan Siap Saji dan Makanan Olahan Lainnya, 2023 <i>Rural Consumer Prices Subclass of Other Processed Foods, Class of Fast Food and Other Processed Food, 2023</i> 65
Lampiran/ <i>Appendix 1.20</i>	Harga Konsumen Perdesaan Subkelas Rempah-rempahan, Biji-bijian, dan Bumbu Herba, Kelas Makanan Siap Saji dan Makanan Olahan Lainnya, 2023 <i>Rural Consumer Prices Subclass of Spices, Grains and Herbs, Class of Fast Food and Other Processed Food, 2023</i> 66
Lampiran/ <i>Appendix 1.21</i>	Harga Konsumen Perdesaan Kelas Minyak dan Lemak, 2023 <i>Rural Consumer Prices Class of Oil and Fat, 2023</i> 67
Lampiran/ <i>Appendix 1.22</i>	Harga Konsumen Perdesaan Subkelas Daging (Segar, Dingin, atau Beku), Kelas Hewan Hidup, Daging, dan Bagian lain Hewan Hasil Sembelih, 2023 <i>Rural Consumer Prices Subclass of Meat (Fresh, Cold, or Frozen), Class of Live Animals, Meat, and Other Parts of Slaughtered Animals, 2023</i> 68
Lampiran/ <i>Appendix 1.23</i>	Harga Konsumen Perdesaan Subkelas Hasil Olahan Daging, Jeroan, Darah dan Bagian lain dari hewan yang 69

	disembelih, Kelas Hewan Hidup, Daging, dan Bagian lain Hewan Hasil Sembelih, 2023 <i>Rural Consumer Prices Subclass of Processed Meat, Offal, Blood and Other Parts of Slaughtered Animals, Class of Live Animals, Meat, and Other Parts of Slaughtered Animals, 2023</i>	
Lampiran/ Appendix 1.24	Harga Konsumen Perdesaan Subkelas Jeroan, Darah, dan Bagian lain dari hewan yang disembelih (Segar, Dingin/Beku, Kering, Asin, Diasinkan, atau Diasap), Kelas Hewan Hidup, Daging, dan Bagian lain Hewan Hasil Sembelih, 2023 <i>Rural Consumer Prices Subclass of Offal, Blood, and Other Parts of Slaughtered Animals (Fresh, Cold/Frozen, Dried, Salted, Salted, or Smoked), Class of Live Animals, Meat, and Other Parts of Slaughtered Animals, 2023</i>	70
Lampiran/ Appendix 1.25	Harga Konsumen Perdesaan Subkelas Ikan (Hidup, Segar, Dingin, atau Beku), Kelas Ikan dan Makanan laut lainnya, 2023 <i>Rural Consumer Prices Subclass of Fish (Live, Fresh, Chilled, or Frozen), Class of Fish and Other Seafood, 2023</i>	71
Lampiran/ Appendix 1.26	Harga Konsumen Perdesaan Subkelas Ikan (Kering, Asin, Diasinkan, atau Diasap), Kelas Ikan dan Makanan laut lainnya, 2023 <i>Rural Consumer Prices Subclass of Fish (Dried, Salted, Salted, or Smoked), Class of Fish and Other Seafood, 2023</i>	75
Lampiran/ Appendix 1.27	Harga Konsumen Perdesaan Subkelas Makanan Laut lainnya (Segar, Dingin, atau Beku), Kelas Ikan dan Makanan laut lainnya, 2023 <i>Rural Consumer Prices Subclass of Other Seafood (Fresh, Cold, or Frozen), Class of Fish and Other Seafood, 2023</i>	76
Lampiran/ Appendix 1.28	Harga Konsumen Perdesaan Kelas Susu, Produk Susu Lainnya, dan Telur, 2023 <i>Rural Consumer Prices Class of Milk, Other Dairy Products, and Eggs, 2023</i>	77
Lampiran/ Appendix 1.29	Harga Konsumen Perdesaan Kelas Tembakau Subdivisi Rokok dan Tembakau, 2023 <i>Rural Consumer Prices Class of Tobacco, Subdivision of Cigarette and Tobacco, 2023</i>	79
Lampiran/ Appendix 1.30	Harga Konsumen Perdesaan Subdivisi Minuman yang Tidak Berakohol, 2023	80



	<i>Rural Consumer Prices Subdivision of Non-Alcoholic Beverage, 2023</i>	
Lampiran/ Appendix 1.31	Harga Konsumen Perdesaan Kelas Bir Subdivisi Minuman yang Berakohol, 2023 <i>Rural Consumer Prices Class of Beer Subdivision of Alcoholic Beverage, 2023</i>	82
Lampiran/ Appendix 2	<b>Kelompok Pakaian Dan Alas Kaki</b> <b><i>Clothing and Footwear Division</i></b>	
Lampiran/ Appendix 2.1	Harga Konsumen Perdesaan Kelas Bahan Pakaian, 2023 <i>Rural Consumer Prices Class of Clothing Material, 2023</i>	83
Lampiran/ Appendix 2.2	Harga Konsumen Perdesaan Kelas Barang-barang dan Aksesoris Pakaian Lainnya, 2023 <i>Rural Consumer Prices Class of Other Apparel Goods and Accessories, 2023</i>	84
Lampiran/ Appendix 2.3	Harga Konsumen Perdesaan Kelas Jasa Membersihkan, Memperbaiki, Menjahit, dan Menyewa Pakaian, 2023 <i>Rural Consumer Prices Service Class of Cleaning, Repairing, Sewing, and Renting Clothes, 2023</i>	85
Lampiran/ Appendix 2.4	Harga Konsumen Perdesaan Subkelas Pakaian Laki-laki dan Anak Laki-laki, Kelas Pakaian Jadi, 2023 <i>Rural Consumer Prices Subclass of Men's and Boys' Clothing, Class of Clothing, 2023</i>	86
Lampiran/ Appendix 2.5	Harga Konsumen Perdesaan Subkelas Pakaian Wanita dan Anak Perempuan, Kelas Pakaian Jadi, 2023 <i>Rural Consumer Prices Subclass of Women's and Girls' Clothing, Class of Clothing, 2023</i>	87
Lampiran/ Appendix 2.6	Harga Konsumen Perdesaan Subkelas Alas Kaki untuk Bayi dan Anak-anak, Kelas Sepatu dan Alas Kaki Lainnya, 2023 <i>Rural Consumer Prices Subclass of Babies and Children Footwear, Class of Shoes and Other Footwear, 2023</i>	89
Lampiran/ Appendix 2.7	Harga Konsumen Perdesaan Subkelas Alas Kaki untuk Laki-laki, Kelas Sepatu dan Alas Kaki Lainnya, 2023 <i>Rural Consumer Prices Subclass of Men Footwear, Class of Shoes and Other Footwear, 2023</i>	90
Lampiran/ Appendix 2.8	Harga Konsumen Perdesaan Subkelas Alas Kaki untuk Wanita, Kelas Sepatu dan Alas Kaki Lainnya, 2023 <i>Rural Consumer Prices Subclass of Women Footwear, Class of Shoes and Other Footwear, 2023</i>	91

<b>Lampiran/ Appendix 3</b>	<b>Kelompok Perumahan, Air, Listrik, Dan Bahan Bakar Rumah Tangga</b> <i>Housing, Water, Electricity and Household Fuel Division</i>	
Lampiran/ Appendix 3.1	Harga Konsumen Perdesaan Subdivisi Listrik dan Bahan Bakar Rumah Tangga, 2023 <i>Rural Consumer Prices Subdivision of Electricity and Household Fuel, 2023</i>	92
Lampiran/ Appendix 3.2	Harga Konsumen Perdesaan Subdivisi Pemeliharaan, Perbaikan, dan Keamanan Tempat Tinggal/Perumahan, 2023 <i>Rural Consumer Prices Subdivision of Residential/Housing Maintenance, Repair and Security, 2023</i>	93
Lampiran/ Appendix 3.3	Harga Konsumen Perdesaan Subdivisi Sewa dan Kontrak Rumah, 2023 <i>Rural Consumer Prices Subdivision of Rent and House Contract, 2023</i>	96
<b>Lampiran/ Appendix 4</b>	<b>Kelompok Perlengkapan, Peralatan Dan Pemeliharaan Rutin Rumah Tangga</b> <i>Furnishings, Household Equipment, and Routine Household Maintenance Division</i>	
Lampiran/ Appendix 4.1	Harga Konsumen Perdesaan Kelas Furnitur, Perlengkapan, dan Karpet, 2023 <i>Rural Consumer Prices Class of Furniture, Equipment, and Carpets, 2023</i>	97
Lampiran/ Appendix 4.2	Harga Konsumen Perdesaan Kelas Peralatan Kecil Rumah Tangga, 2023 <i>Rural Consumer Prices Class of Small Household Appliances, 2023</i>	98
Lampiran/ Appendix 4.3	Harga Konsumen Perdesaan Kelas Barang Pecah Belah, Peralatan Makan Minum, dan Perlengkapan Rumah Tangga, 2023 <i>Rural Consumer Prices Class of Glassware, Drinkware, and Household Appliances, 2023</i>	99
Lampiran/ Appendix 4.4	Harga Konsumen Perdesaan Kelas Barang-barang Rumah Tangga yang Tidak Tahan Lama, 2023 <i>Rural Consumer Prices Class of Non-durable Household Goods, 2023</i>	100
Lampiran/ Appendix 4.5	Harga Konsumen Perdesaan Subkelas Linen Meja dan Linen Kamar Mandi, Kelas Tekstil Rumah Tangga, 2023	101

	<i>Hal/Page</i>
	<i>Rural Consumer Prices Subclass of Table Linen and Bathroom Linen, Class of Household Textile, 2023</i>
Lampiran/ <i>Appendix 4.6</i>	Harga Konsumen Perdesaan Kelas Jasa Tenaga Kerja yang Melayani Rumah Tangga, 2023 <span style="float: right;">102</span>
	<i>Rural Consumer Prices Class of Service Labor Serving Households, 2023</i>
Lampiran/ <i>Appendix 4.7</i>	Harga Konsumen Perdesaan Kelas Jasa Tenaga Kerja yang Melayani Rumah Tangga, 2023 <span style="float: right;">103</span>
	<i>Rural Consumer Prices Class of Service Labor Serving Households, 2023</i>
<b>Lampiran/ <i>Appendix 5</i></b>	<b>Kelompok Kesehatan <i>Health Division</i></b>
Lampiran/ <i>Appendix 5.1</i>	Harga Konsumen Perdesaan Kelas Layanan Rawat Jalan Lainnya (Tidak Termasuk Upaya Pencegahan dan Rawat Gigi), 2023 <span style="float: right;">104</span>
	<i>Rural Consumer Prices Class of Other Outpatient Service (Excluding Prevention and Dental Care), 2023</i>
Lampiran/ <i>Appendix 5.2</i>	Harga Konsumen Perdesaan Kelas Obat-obatan, 2023 <span style="float: right;">105</span>
	<i>Rural Consumer Prices Class of Medicine, 2023</i>
<b>Lampiran 6/ <i>Appendix</i></b>	<b>Transportasi <i>Transportation</i></b>
Lampiran/ <i>Appendix 6.1</i>	Harga Konsumen Perdesaan Kelas Angkutan Darat, Subdivisi Jasa Angkutan Penumpang, 2023 <span style="float: right;">106</span>
	<i>Rural Consumer Prices Class of Land Transportation, Subdivision of Passenger Transportation Services, 2023</i>
Lampiran/ <i>Appendix 6.2</i>	Harga Konsumen Perdesaan Subdivisi Pembelian Kendaraan, 2023 <span style="float: right;">107</span>
	<i>Rural Consumer Prices Subdivision of Vehicle Purchasing, 2023</i>
Lampiran/ <i>Appendix 6.3</i>	Harga Konsumen Perdesaan Kelas Suku Cadang dan Aksesoris Kendaraan Pribadi, Subdivisi Pengoperasian Peralatan Transportasi Pribadi, 2023 <span style="float: right;">108</span>
	<i>Rural Consumer Prices Class of Parts and Accessories of Private Vehicles, Subdivision of Operation of Personal Transport Equipmen, 2023t</i>
Lampiran/ <i>Appendix 6.4</i>	Harga Konsumen Perdesaan Kelas Bahan Bakar dan Pelumas Kendaraan Pribadi, Subdivisi Pengoperasian Peralatan Transportasi Pribadi, 2023 <span style="float: right;">109</span>

	<i>Rural Consumer Prices Private Class of Vehicle Fuel and Lubricant Operation of Personal Transportation, Subdivision of Operation of Personal Transportation Equipment, 2023</i>	
Lampiran/ Appendix 6.5	Harga Konsumen Perdesaan Subdivisi Jasa Pengiriman Barang, 2023 <i>Rural Consumer Prices Subdivision of Freight Forwarding Service, 2023</i>	110
<b>Lampiran/ Appendix 7</b>	<b>Kelompok Informasi, Komunikasi, dan Jasa Keuangan Information, Communication, and Financial Services Division</b>	
Lampiran/ Appendix 7.1	Harga Konsumen Perdesaan Divisi Informasi, Komunikasi, dan Jasa Keuangan, 2023 <i>Rural Consumer Prices Division of Information, Communication, and Financial Services, 2023</i>	111
<b>Lampiran/ Appendix 8</b>	<b>Kelompok Rekreasi, Olahraga, dan Budaya Recreation, Sport, and Culture Division</b>	
Lampiran/ Appendix 8.1	Harga Konsumen Perdesaan Subdivisi Koran, Buku, dan Perlengkapan Sekolah, 2023 <i>Rural Consumer Prices Subdivision of Newspapers, Books, and School Supplies, 2023</i>	112
<b>Lampiran/ Appendix 9</b>	<b>Kelompok Penyediaan makanan dan minuman/restoran Provision Food and Beverages/Restaurants Division</b>	
Lampiran/ Appendix 9.1	Harga Konsumen Perdesaan Kelas Restoran, Kafe, dan Sejenisnya, 2023 <i>Rural Consumer Prices Class of Restaurant, Cafe, and Its Kind, 2023</i>	114
<b>Lampiran/ Appendix 10</b>	<b>Perawatan pribadi dan jasa lainnya Personal Care and Miscellaneous services</b>	
Lampiran 10.1	Harga Konsumen Perdesaan Subdivisi Perawatan Pribadi Lainnya, 2023 <i>Rural Consumer Prices Subdivisions of Other Personal Care, 2023</i>	115



# rata rata HARGA KOMODITAS KONSUMEN PERDESAAN

Average Price of Rural  
Consumer Commodities

2023

## Komoditas Makanan (Rp/Kg) Food Commodities (Rp/Kg)



Harga  
Rata-Rata  
Average Price



12.050

Beras  
Rice

Harga Tertinggi  
Highest Price ▲ 13.026  
Harga Terendah  
Lowest Price ▼ 11.441



30.419

Bawang Merah Cabai Merah  
Shallot Red Chili

▲ 34.897  
▼ 23.811



36.783

Cabai Merah  
Red Chili

▲ 57.475  
▼ 28.956



14.632

Gula Pasir  
Sugar

▲ 16.138  
▼ 14.151



34.754

Daging Ayam Ras  
Chicken Meat

▲ 37.508  
▼ 32.592

## Komoditas Bukan Makanan Non Food Commodities



Harga  
Rata-Rata  
Average Price



122.546

Seragam Sekolah  
School Uniform

Harga Tertinggi  
Highest Price ▲ 124.664  
Harga Terendah  
Lowest Price ▼ 120.030

Stel  
set



273.552

Pasir  
Sand

▲ 278.206  
▼ 270.154

m<sup>3</sup>



20.150

Detergen Bubuk  
Detergent

▲ 20.411  
▼ 19.956

Kg  
Kg



56.401

Tarif Dokter  
General  
Practitioner

▲ 56.412  
▼ 56.279

Pasjen  
Patient



12.411

Bensin Eceran  
Fuel

▲ 12.702  
▼ 12.175

Liter  
Liter



4.600

Buku Bergaris  
Lined Notebook

▲ 4.746  
▼ 4.497

Pcs  
Piece



3.399

Sabun Mandi  
Bath Soap

▲ 3.460  
▼ 3.331

Kemasan  
package





# BAB 1

# *Pendahuluan*

*Introduction*





## 1. PENDAHULUAN

### 1.1 Latar Belakang

Tingkat kesejahteraan masyarakat khususnya di daerah perdesaan sangat ditentukan oleh tingkat keberhasilan pembangunan khususnya sektor pertanian, karena sektor ini masih sangat mendominasi daerah perdesaan. Unsur daya beli masyarakat perdesaan merupakan salah satu indikator yang dapat menggambarkan tingkat kesejahteraan. Oleh karena itu, informasi tentang harga khususnya harga konsumen untuk berbagai komoditas di daerah perdesaan sangat diperlukan guna menentukan suatu kebijakan pemerintah untuk membantu mewujudkan kesejahteraan masyarakat daerah perdesaan.

Pengumpulan data harga konsumen perdesaan dilakukan di seluruh provinsi di Indonesia melalui Survei Harga Konsumen Perdesaan yang merupakan kegiatan rutin bulanan dalam rangka penghitungan

## 1. INTRODUCTION

### 1.1 Background

*The level of well-being of the society especially in rural areas is mostly determined by the level of success of development, especially in the agricultural sector, because this sector still dominates the rural areas. The purchasing power of rural population is one of indicators that can describe the level of well-being. Therefore, information about consumer price especially price for various commodities in rural areas is needed to determine a government policy in assisting the public welfare in rural areas.*

*Rural consumer price data collection is conducted in all provinces in Indonesia through the Rural Consumer Price Survey which is a monthly routine in order to calculate Prices Paid by Farmers Indices and the Farmers' Terms of*

Indeks Harga yang Dibayar Petani (Ib) dan Nilai Tukar Petani (NTP). Harga Konsumen Perdesaan meliputi harga berbagai komoditas baik makanan maupun non-makanan yang banyak di konsumsi masyarakat perdesaan.

Data yang disajikan dalam publikasi ini adalah data harga konsumen 2023 yang dirinci menurut bulan dan kelompok komoditas. Data tersebut berguna untuk mengetahui tingkat perkembangan harga konsumen dari suatu barang/jasa di daerah perdesaan.

## **1.2 Cakupan Data**

Dalam publikasi ini disajikan data harga konsumen perdesaan dari beberapa jenis barang/jasa untuk kebutuhan konsumsi rumah tangga pada kelompok makanan, minuman, tembakau; penyediaan makanan dan minuman/ restoran, serta non-makanan, mencakup pakaian dan alas kaki; perumahan, air, listrik, dan bahan bakar rumah tangga; perlengkapan, peralatan, dan pemeliharaan rumah tangga;

*Trade. Rural Consumer Price includes the prices of various commodities for both food and non-food consumed by many rural communities.*

*The data presented in this publication is the consumer price data in 2023 broken down by month and commodities divisions. It determines the level of consumer price of goods/services in rural area.*

## **1.2. Data Coverage**

*Data that presented in this publication is rural consumer price of some goods/services for household consumption of food, beverages, tobacco; restaurants and accommodation services, and non-food group including clothing and footwear; housing, water, electricity, and household fuels; furnishings, household equipment, and routine household maintenance; health; transportation; information,*

kesehatan; transportasi; informasi, komunikasi, dan jasa keuangan; rekreasi, olahraga, dan budaya; pendidikan; perawatan pribadi dan jasa lainnya.

Harga yang dicakup meliputi harga rata-rata dari beberapa jenis barang kebutuhan konsumsi rumah tangga yang termasuk di dalam kelompok makanan dan non makanan di 29 kabupaten di Provinsi Jawa Tengah.

*communication, and financial services; recreation, sport, and culture; education; personal care and miscellaneous services.*

*The price covered includes average prices of some household consumption commodities in the food and non-food groups, in 29 regencies in Jawa Tengah Province.*





## **BAB 2**

# *Konsep & Definisi*

*Concepts and Definitions*

<https://jaten.bps.go.id>



## 2. KONSEP DAN DEFINISI 2. CONCEPTS AND DEFINITIONS

### 2.1 Pasar

Yang dimaksud dengan pasar adalah suatu tempat terjadinya transaksi antara penjual dan pembeli atau tempat yang biasanya terdapat penawaran dan permintaan.

Pasar yang diteliti adalah pasar yang cukup mewakili dari semua pasar di kecamatan yang sudah ditentukan, dan memenuhi syarat antara lain:

- a. Pasar tersebut adalah pasar yang terbesar di kecamatan terpilih
- b. Kebanyakan masyarakat, terutama petani berbelanja di pasar tersebut
- c. Barang yang diperjual-belikan harus beraneka ragam
- d. Dapat dijamin kelangsungan pencatatan harga di pasar tersebut
- e. Pasar tersebut terletak di daerah perdesaan.

### 2.2 Harga Konsumen/Eceran Perdesaan

Harga konsumen/eceran adalah

### 2.1 Market

*Market is a place where the transactions between buyer and seller take place or a place where supply and demand usually happen.*

*The observed markets are markets that sufficiently representative from all of the markets in the specified sub-district, and meet such conditions as:*

- a. *The chosen market is the largest market in the selected sub district.*
- b. *Most people traded in that market, especially farmers.*
- c. *The traded goods must have wide varieties.*
- d. *The continuation of price enumeration can be guaranteed*
- e. *The market is located in rural areas.*

### 2.2 Consumer/Retail Price

*A consumer/retail price is transaction price in cash that occurs*

harga transaksi antara penjual dan pembeli secara eceran di pasar setempat untuk tiap jenis barang/jasa yang dibeli dengan tujuan untuk dikonsumsi sendiri dan bukan untuk dijual kepada pihak lain. Harga yang dicatat dalam daftar isian merupakan harga yang telah dikonversikan ke dalam satuan baku yang tercantum dalam daftar isian.

Persyaratan pedagang/penjual yang menjadi responden adalah:

- a. Pedagang harus mempunyai cukup persediaan barang untuk menjaga terjaminnya kelangsungan pencatatan harga selanjutnya.
- b. Pedagang menjual barangnya secara eceran dan di tempat yang tetap.
- c. Pedagang banyak/ramai dikunjungi pembeli.
- d. Pedagang merupakan *price influencer*, di mana harga yang ditetapkan dapat mempengaruhi pedagang/penjual lainnya.
- e. Pedagang menjual beraneka ragam barang sehingga

*between trader/seller and buyer by retail unit at local market for every commodities purchased with the purpose to be consumed and not to be sold to other party. Prices that are recorded in the questionnaire are prices that have been converted into the standard unit in the questionnaire.*

*Requirements for trader/seller to become respondent are:*

- a. *Trader must has enough stock to guarantee the continuation of the next price enumeration.*
- b. *Trader sells the goods by retail and in a fixed place.*
- c. *Many buyer go to buy the goods from the trader.*
- d. *Trader is the price influencer which means that the prices can influence other traders/sellers.*
- e. *Trader sold various goods so the enumerator can easily obtain the consumer price of various kind of goods.*



memudahkan petugas memperoleh data harga konsumen bermacam-macam jenis barang.

### 2.3 Satuan

Satuan yang dipakai dalam daftar isian adalah satuan baku yang lazim dipakai untuk pembelian secara eceran, misalnya: kilogram (kg), ons, liter (l), buah, bungkus, batang, pasang, dan lain sebagainya. Jika satuan setempat yang dipakai di daerah tidak sesuai dengan yang ada dalam daftar isian, maka harus dikonversikan terlebih dahulu agar sesuai dengan satuan baku yang ada pada daftar isian.

### 2.4 Konsumsi Rumah Tangga

Berdasarkan modifikasi *Classification of Individual Consumption According to Purpose* (COICOP), konsumsi rumah tangga dapat dibagi dalam 11 (sebelas) kategori, yaitu:

1. Makanan, minuman, dan tembakau,
2. Pakaian dan alas kaki,
3. Perumahan, air, listrik, dan bahan bakar rumah tangga,

### 2.3 Unit

*The unit utilized in the questionnaire is a standard unit that is commonly used in retail purchases, for example kilogram (kg), ounces, liter, unit, grain, package, stem, etc. If the local unit is not match with the questionnaire, then it has to be converted first to fit the standard unit in the questionnaire.*

### 2.4. Household Consumption

*Based on the modified Classification of Individual Consumption by Purpose (COICOP), household consumption can be divided into 11 (eleven) divisions, are:*

1. Food, beverages, and tobacco,
2. Clothing and footwear,
3. Housing, water, electricity, and household fuels,

- |  |  |
|--|--|
| 4. Perlengkapan, peralatan, dan pemeliharaan rumah tangga, | 4. <i>Furnishings, household equipment, and routine household maintenance,</i> |
| 5. Kesehatan,  | 5. <i>Health,</i>  |
| 6. Transportasi,   | 6. <i>Transportation,</i>  |
| 7. Informasi, komunikasi, dan jasa keuangan,               | 7. <i>Information, communication, and financial services,</i>                  |
| 8. Rekreasi, olahraga, dan budaya,                         | 8. <i>Recreation, sport, and culture,</i>                                      |
| 9. Pendidikan,   | 9. <i>Education,</i>   |
| 10. Penyediaan makanan dan minuman/restoran,               | 10. <i>Restaurants and accommodation services,</i>                             |
| 11. Perawatan pribadi dan jasa lainnya.                    | 11. <i>Personal care and miscellaneous services</i>                            |

Dalam publikasi ini, komoditas dikelompokkan menjadi kelompok makanan dan non-makanan. Kelompok makanan terdiri dari makanan, minuman, tembakau, serta penyediaan makanan dan minuman/restoran. Sementara kelompok non-makanan pakaian dan alas kaki; perumahan, air, listrik, dan bahan bakar rumah tangga; perlengkapan, peralatan, dan pemeliharaan rumah tangga; kesehatan; transportasi; informasi, komunikasi, dan jasa keuangan; rekreasi, olahraga, dan budaya;

*In this publication, commodities are classified into food and non-food group. The food group consist of food, beverages, and tobacco; and restaurants and accommodation services. While the non-food group consist of clothing and footwear; housing, water, electricity, and household fuels; furnishings, household equipment, and routine household maintenance; health; transportation; information, communication, and financial*

pendidikan; perawatan pribadi dan jasa lainnya.

Berdasarkan 11 kategori COICOP, kategori tersebut dibagi lagi menjadi sub-kategori. Sementara sub-kategori disusun oleh pengelompokan kelas, sedangkan kelas terdiri dari beberapa sub-kelas.

*services; recreation, sport, and culture; education; personal care and miscellaneous services.*

*Based on the 11 COICOP divisions, those are divided into sub-division. While the sub-divisions are composed by class grouping, while the classes consist of several sub-classes.*

<https://jateng.bps.go.id>





## **BAB 3**

# *Metodologi*

*Methodology*



<https://jateng.bps.go.id>





### 3. METODOLOGI

#### 3.1 Metode Pengumpulan Data

Pengumpulan data harga konsumen perdesaan dilakukan oleh pencacah menggunakan daftar HKD-1 melalui wawancara langsung ke pedagang eceran yang berada di pasar perdesaan. Pencacahan dilakukan setiap bulan antara tanggal 10-14.

Pencatatan harga setiap jenis komoditas atau kualitas/merk di masing-masing pasar dilakukan terhadap tiga atau empat pedagang. Harga yang dicatat dalam daftar HKD-1 merupakan harga barang dan tarif jasa yang ditransaksikan langsung kepada konsumen. Setelah disalin, daftar HKD-1 dikirim ke BPS Kabupaten. Daftar HKD-1 di entri di BPS Kabupaten secara online, kemudian hasilnya diperiksa oleh BPS Provinsi dan BPS RI.

### 3. METHODOLOGY

#### 3.1. Data Collection Method

*Rural consumer price data collection is performed by the enumerator using HKD-1 questionnaire by direct interview to the retailers in the rural market. Enumeration is done between day of 10-14 every month.*

*The price listing of every commodity or quality/brand in each markets is collected from three or four traders. The price recorded in the HKD-1 questionnaire is the prices of goods and service rates that transacted directly to consumers. After inputted data, the HKD- 1 is sent to BPS-Statistics Regency. The result will be inputted using online dataentry by BPS-Statistics Regency, then the results are checked by BPS-Statistics Province and BPS-Statistics Indonesia.*

### 3.2 Metode Penghitungan Rata-Rata Harga

Formula penghitungan rata-rata harga tiap komoditas setiap bulannya menggunakan rata-rata geometrik. Bila menggunakan notasi matematika maka penghitungannya adalah sebagai berikut:

$$\bar{P}_{(Jan)ji} = \sqrt[n]{\prod_{k=1}^n \bar{P}_{(Jan)jik}}$$

.....(1)

dimana,

$\bar{P}_{(Jan)ji}$  = Rata-rata harga Januari, komoditas ke-j, kualitas/merk ke-i,

$\bar{P}_{(Jan)jik}$  = Harga Januari, komoditas ke-j, kualitas/merk ke-i, kecamatan k = 1,2,...,n

n = Jumlah kecamatan

kemudian,

$$RH_{tji} = \frac{\bar{P}_{tji}}{\bar{P}_{j(t-1)ji}} \times 100 \quad \dots\dots\dots(2)$$

$RH_{tji}$  = Relatif harga periode ke-t, komoditas ke-j, kualitas/merk ke-i

$\bar{P}_{tji}$  = Rata-rata harga periode ke-t, komoditas ke-j,

### 3.2 Calculation Method of Average Price

The average consumer price calculation formula for each commodity in each month is using the geometric mean. In mathematical notation the computation is as follows:

$$\bar{P}_{(Jan)ji} = \sqrt[n]{\prod_{k=1}^n \bar{P}_{(Jan)jik}}$$

.....(1)

where,

$\bar{P}_{(Jan)ji}$  = Price average of Januari, commodity j, quality/brand i,

$\bar{P}_{(Jan)jik}$  = Price of Januari, commodity j, quality/brand i, sub-district

k = 1,2,... ,n

n = Number of sub-district

next,

$$RH_{tji} = \frac{\bar{P}_{tji}}{\bar{P}_{j(t-1)ji}} \times 100 \quad \dots\dots\dots(2)$$

$RH_{tji}$  = Relative price of period t, commodity j, quality/brand i

$\bar{P}_{tji}$  = Price average of period t, commodity j, quality/brand i

$\bar{P}_{j(t-1)ji}$  = Price average of period (t-1),

kualitas/merk ke-i *commodity j, quality/brand i*  
 $\bar{P}_{j(t-1)ji}$  = Rata-rata harga periode ke (t-1), komoditas j, kualitas/merk i

Kemudian, *next,*  
 $RH_{tj} = \sqrt[m]{\prod_{i=1}^m RH_{tji}}$  .....(3)  $RH_{tj} = \sqrt[m]{\prod_{i=1}^m RH_{tji}}$  .....(3)

kemudian, *next,*  
 $RH_{tj} = \sqrt[m]{\prod_{i=1}^m \left(\frac{\bar{P}_{tji}}{\bar{P}_{j(t-1)ji}}\right) X100}$ .....(4)  $RH_{tj} = \sqrt[m]{\prod_{i=1}^m \left(\frac{\bar{P}_{tji}}{\bar{P}_{j(t-1)ji}}\right) X100}$ .....(4)

dimana, *where,*

$RH_{tj}$  = Relatif Harga periode ke-t komoditas ke-j  $RH_{tj}$  = *Relative price of period t, commodity j*

$RH_{tji}$  = Relatif Harga periode ke-t, komoditas j, kualitas/merk i  $RH_{tji}$  = *Relative price of period t, commodity j, quality/brand i*

$\bar{P}_{tji}$  = Rata-rata harga periode ke-t, komoditas ke-j, kualitas/merk ke-i  $\bar{P}_{tji}$  = *Price average of period t, commodity j, quality/brand i*

$\bar{P}_{j(t-1)ji}$  = Rata-rata harga periode ke-(t-1), komoditas ke-j, kualitas/merk ke-i  $\bar{P}_{j(t-1)ji}$  = *Price average of period (t-1), commodity j, quality/brand i*

$m$  = Jumlah kualitas/merk ke-i  $m$  = *Number of quality/brand i*

$i$  = Kualitas/merk i = 1,2,.....,m.  $i$  = *Quality/brand i=1,2,.....,m.*





## **BAB 4**

# *Masan Singkat*

*Review*

<https://jaten.jember.go.id>



## 4. ULASAN SINGKAT

### 4.1 Kelompok Makanan

Secara umum, harga eceran di perdesaan untuk konsumsi makanan 2023 mengalami kenaikan dibandingkan tahun - tahun sebelumnya walaupun harga beberapa komoditas dari beberapa sub kelas ada yang mengalami penurunan maupun stabil. Perkembangan harga eceran beberapa komoditas makanan di Provinsi Jawa Tengah, sebagai berikut:

Beras yang merupakan salah satu bahan kebutuhan pokok bagi penduduk Jawa Tengah terlebih di daerah perdesaan, peranannya masih dominan terhadap konsumsi rumah tangga sehari-hari. Oleh sebab itu, harga komoditas ini masih perlu dimonitor oleh pemerintah secara intensif.

Bila dibandingkan antar waktu pada 2023 harga eceran beras di perdesaan secara rata-rata mengalami tren kenaikan. Rata-rata harga tertinggi terjadi pada Desember 2023

## 4.REVIEW

### 4.1 Food Groups

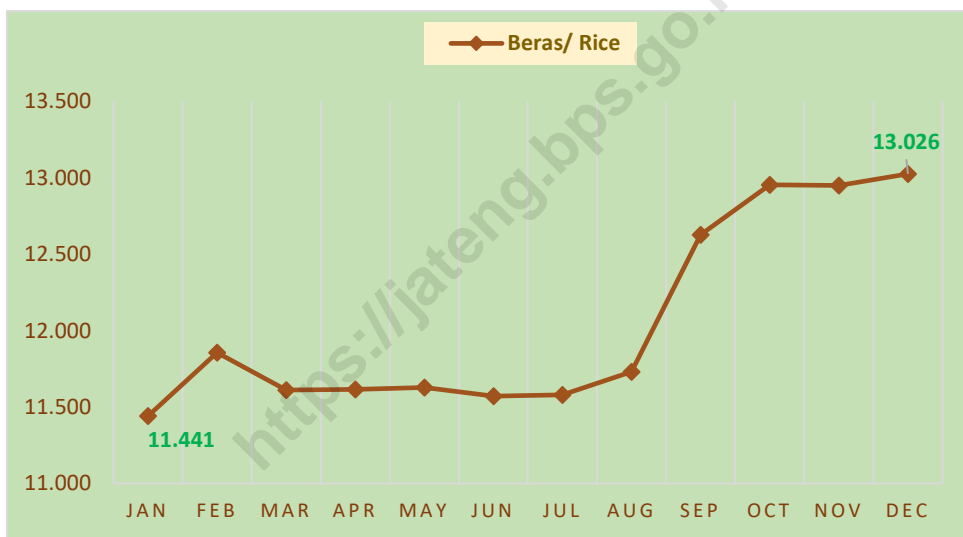
*In general, retail prices in rural areas for food consumption in 2023 has increased compared to the previous years, although the price of some commodities in various regions declined or steady. The change of prices for some food commodities in Jawa Tengah provinces are as follows:*

*Rice, one of the basic needs commodity for Jawa Tengah people especially in rural areas, still holds dominant contribution in daily household consumption. Therefore, the price of this commodity is still being monitored intensively by the government.*

*When compared to 2023, the average retail price of rice in rural areas experienced an upward trend. The highest price average was in December 2023 which reached*

yang mencapai Rp13.026 per kg, *Rp 13,026 per kg, while the lowest* sedangkan harga terendah terjadi *price occurred in January, which* Januari yang tercatat Rp11.441 per kg *recorded Rp11,441 per kg* (Grafik 1). Kenaikan harga beras *(Graph 1)*.

sepanjang tahun disebabkan oleh *The price of rice was increased* fenomena el nino, dimana produksi *throughout the year was caused by* gabah tahun 2023 mengalami *the El Nino phenomenon, where rice* penurunan karena kemarau panjang. *production in 2023 decreased due to* *the long dry season.*



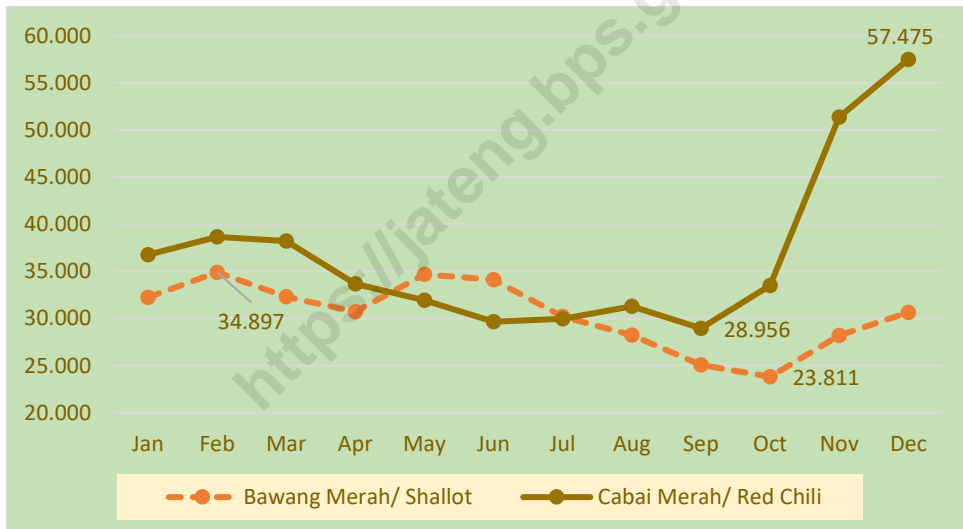
Gambar 1/Picture 1  
 Rata-Rata Harga Beras (Rp/Kg), 2023  
 Average Price of Rice (Rp/Kg), 2023

Bawang merah dan cabai merah *Shallot and red chili are crops* merupakan tanaman yang sangat *that are heavily influenced by season,* dipengaruhi musim sehingga fluktuasi *so the price fluctuations for those* harga untuk komoditas tersebut *commodities are often striking and* seringkali mencolok dan sangat *very varied. The highest price for* bervariasi. Harga tertinggi untuk *shallot occurred in May 2023, which*



komoditas bawang merah terjadi pada Mei 2023, yaitu sebesar Rp34.678 per kg dan cabai merah terjadi pada Desember 2023 yaitu sebesar Rp57.475 per kg. Sementara itu, harga terendah untuk bawang merah terjadi pada Oktober 2023 yaitu sebesar Rp23.811 per kg dan cabai merah terjadi pada September 2023 yaitu sebesar Rp28.956 per kg (Grafik 2).

*was Rp34,678 per kg and for red chili occurred in December 2023 in the amount of Rp57,475 per kg. Meanwhile, the lowest price for shallot occurred in October 2023 in the amount of Rp23,811 per kg and for red chili occurred in September 2023 in the amount of Rp28,956 per kg (Graph 2).*



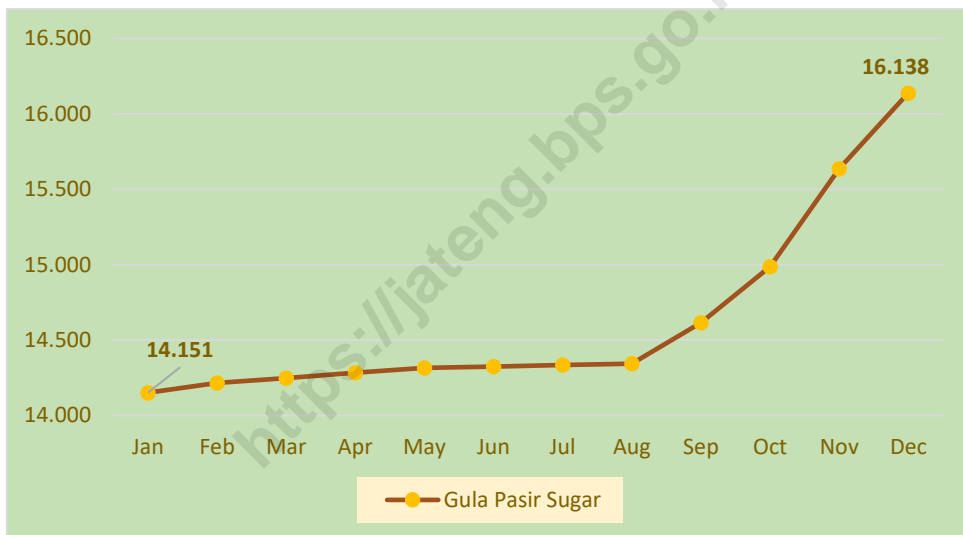
Gambar 2/Graph 2  
 Rata-Rata Harga Bawang Merah dan Cabai Merah (Rp/Kg), 2023  
*Average Price of Shallot and Red Chili (Rp/Kg), 2023*

Gula pasir merupakan salah satu komoditas pada kelas gula, kembang gula, dan makanan pencuci mulut dalam kelompok makanan. Komoditas ini merupakan salah satu komoditas

*Sugar is one of the commodities in the sugar, confectionery, and dessert classes in the food Division. This commodity is another basic needs commodity that is dominantly*

bahan kebutuhan pokok yang dominan dikonsumsi masyarakat Jawa Tengah. Rata-rata harga tertinggi gula pasir pada 2023 terjadi pada Desember yaitu sebesar Rp16.138 per kg, sedangkan harga terendah terjadi pada Januari sebesar Rp14.151 per kg (Grafik 3). Gula pasir mengalami tren kenaikan sepanjang 2023.

*consumed by the people of Jawa Tengah. The highest average price of sugar in 2023, occurred in December, which was Rp16,138 per kg, while the lowest price occurred in January 2023, which was Rp14,151 per kg (Graph 3). Sugar experienced an upward trend throughout 2023.*

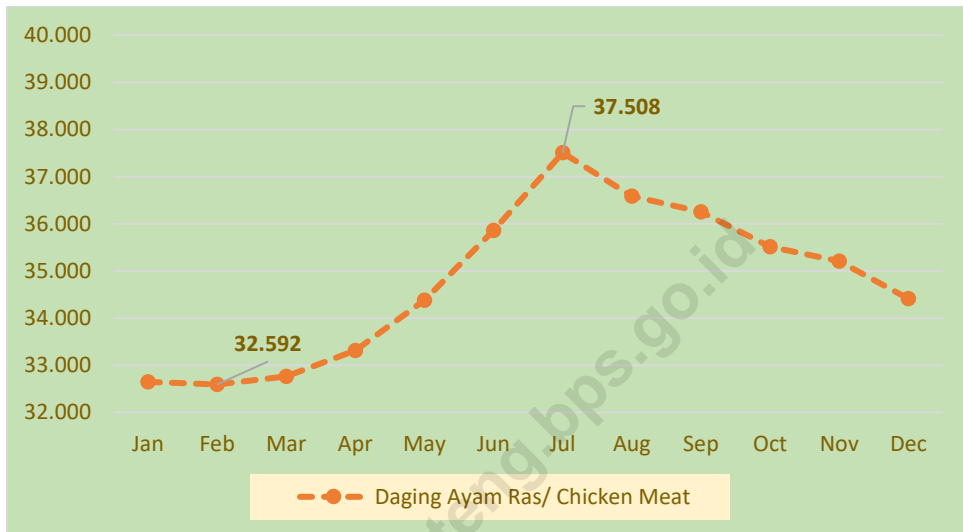


Grafik 3/Graph 3  
 Rata-Rata Harga Gula Pasir (Rp/Kg), 2023  
*Average Price of Sugar (Rp/Kg), 2023*

Daging ayam ras merupakan komoditas yang cukup banyak dikonsumsi oleh masyarakat Jawa Tengah. Harga daging ayam ras tertinggi pada 2023 terjadi pada bulan Juli 2023, yaitu Rp37.508 per kg. Increased prices were caused by high feed price.

*Chicken meat is a commodity that is consumed by the people of Jawa Tengah. The highest price of chicken meat in 2023 occurred in July 2023, which was Rp37,508 per kg. Increased prices were caused by high feed price.*

Kenaikan disebabkan oleh tingginya harga pakan ternak. Sementara harga terendah terjadi pada Februari 2023, sebesar Rp32.592 per kg (Grafik 4). *Meanwhile, the lowest price occurred in February 2023, amounting to Rp32,592 per kg (Graph 4).*

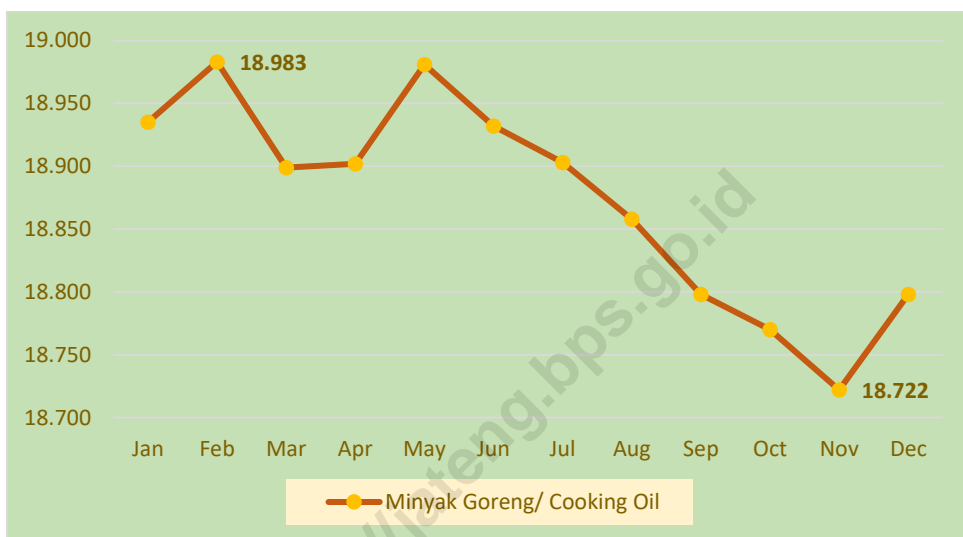


Grafik 4/Graph 4  
 Rata-Rata Harga Daging Ayam Ras (Rp/Kg), 2023  
*Average Price of Chicken Meat (Rp/Kg), 2023*

Dalam konsumsi sehari-hari, minyak goreng termasuk salah satu bahan kebutuhan pokok yang dikonsumsi oleh masyarakat Jawa Tengah. Harga minyak goreng pada 2023 mengalami tren penurunan. Harga terendah tercatat pada November 2023, sebesar Rp18.722/liter, sedangkan harga tertinggi terjadi pada Februari 2023, sebesar Rp18.983/liter. Harga minyak *In daily consumption, cooking oil is one of basic needs for the people of Jawa Tengah. Cooking oil prices in 2023 experienced a downward trend. The lowest price was recorded in November 2023, was Rp18,722/liter, while the highest price occurred in February 2023, was Rp18,983/liter. The price of cooking oil has decreased throughout 2023 because decreased of the supply/production of cooking oil*

goreng mengalami tren penurunan *raw materials, which was Crude Palm* pada tahun 2023 disebabkan oleh *Oil (CPO) in the world market* penurunan harga bahan baku minyak (Graph 5).

goreng yaitu *Crude Palm Oil (CPO)* di pasar dunia (Grafik 5).

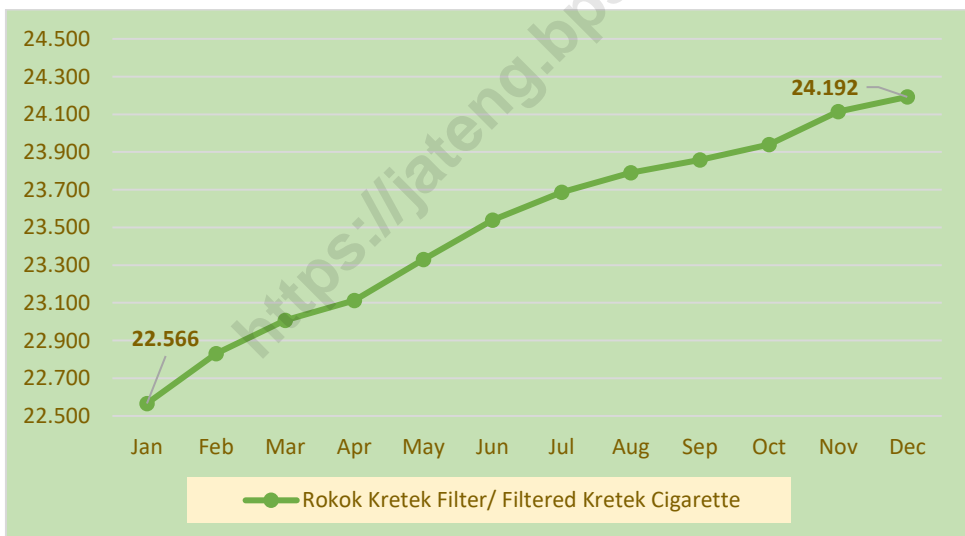


Grafik 5/Graph 5  
 Rata-Rata Harga Minyak Goreng (Rp/Liter), 2023  
*Average Price of Cooking Oil (Rp/Liter), 2023*

Salah satu komoditas yang banyak dikonsumsi oleh masyarakat perdesaan di Jawa Tengah adalah rokok. Komoditas tersebut termasuk didalam kelompok makanan, minuman, dan tembakau. Terdapat beberapa jenis rokok yang banyak dikonsumsi masyarakat Jawa Tengah, yaitu rokok putih, rokok kretek, dan rokok kretek filter. Harga rokok kretek

*One of the commodities that consumed by most rural communities in Jawa Tengah is cigarettes. These commodities are included in the foods, beverages and tobacco division. There are several types of cigarettes that are widely consumed by the people of Jawa Tengah, are white, kretek, and filter kretek cigarettes. The price of filter kretek cigarettes experienced an*

filter mengalami tren kenaikan *upward trend throughout 2023. The* sepanjang tahun 2023. Harga tertinggi *highest price was recorded in* tercatat pada Desember 2023, sebesar *December 2023, was Rp24,192/12* Rp24.192/12 batang, sedangkan harga *sticks, while the lowest price occurred* terendah terjadi di Januari 2023, *in January 2023, amounting to* sebesar Rp22.566/12 batang. Kenaikan *Rp22,566/12 sticks. Increasing of the* harga eceran rokok disebabkan oleh *price of cigarettes was caused by the* kenaikan tarif cukai rokok, yang *increase in cigarette tariffs, which* ditetapkan pemerintah sebesar 10 *were set by the government at 10* persen sejak Januari 2023 (Grafik 6). *percent since February 2023* (Graph 6).



Grafik 6/Graph 6

Rata-Rata Harga Rokok Kretek Filter (Rp/Bungkus=12 Batang), 2023  
*Average Price of Filtered Kretek Cigarette (Rp/Pack of 12 Pieces), 2023*

#### 4.2 Kelompok Non-Makanan

Secara umum, harga eceran di perdesaan untuk konsumsi non-makanan pada tahun 2023 mengalami kenaikan dibandingkan tahun-tahun sebelumnya. Namun, beberapa komoditas ada yang mengalami penurunan maupun stabil.

Perkembangan harga beberapa jenis barang di kelompok non-makanan di Provinsi Jawa Tengah, berdasarkan kategori kelompok sebagai berikut:

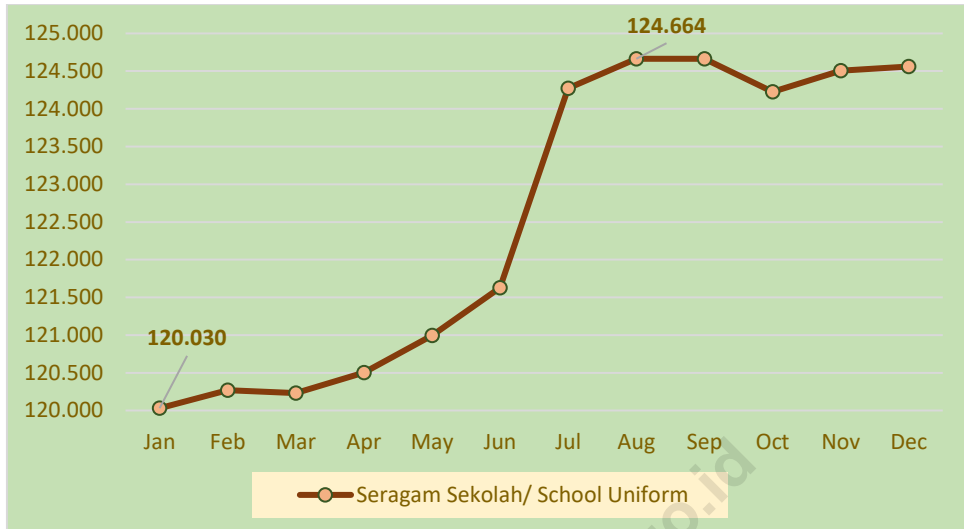
Salah satu komoditas yang termasuk dalam kelompok pakaian dan alas kaki, yang dikonsumsi masyarakat perdesaan adalah seragam sekolah. Harga seragam sekolah mengalami tren meningkat. Peningkatan yang cukup tajam hingga 2,17 persen terjadi pada saat tahun ajaran baru yaitu di bulan Juli. Harga per stel seragam pada bulan Januari sebesar Rp120.030, mencapai harga tertinggi pada Agustus dan September sebesar Rp124.664 (Grafik 7).

#### 4.2 Non-Food Groups

*In general, rural retail prices for non-food consumption in 2023 increased compared to previous years. But, some types of commodities different regions were decreased or stable.*

*The change of prices of non-food items in Jawa Tengah Province based on division categories as follows:*

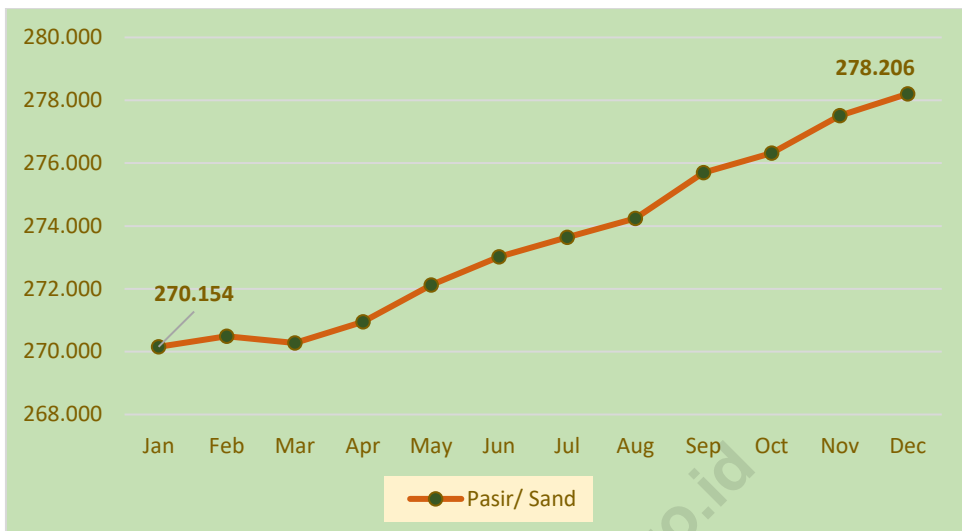
*One of commodities that are included in the Clothing and Footwear Division, which is consumed by rural communities is school uniforms. The price of school uniforms has an increasing trend. A sharp increase up to 2.17 percent occurred during the new school year, in July. The price per uniform set in January was Rp120,030, then it continued to increase until September, that was Rp124,664 (Graph 7).*



Grafik 7/Graph 7  
Rata-Rata Harga Seragam (Rp/Stel), 2023  
*Average Price of School Uniform (Rp/Set), 2023*

Pasir merupakan salah satu bahan material yang paling dominan digunakan, di Provinsi Jawa Tengah sehingga komoditas tersebut tidak luput dari pengawasan pemerintah. Secara umum, rata-rata harga pasir mencapai Rp273.552 per m<sup>3</sup>. Harga pasir terus meningkat sepanjang tahun. Harga tertinggi terjadi pada Desember 2023 mencapai Rp278.206 per m<sup>3</sup>, sedangkan harga terendah terjadi pada Januari 2023 tercatat Rp270.154 per m<sup>3</sup> (Grafik 8).

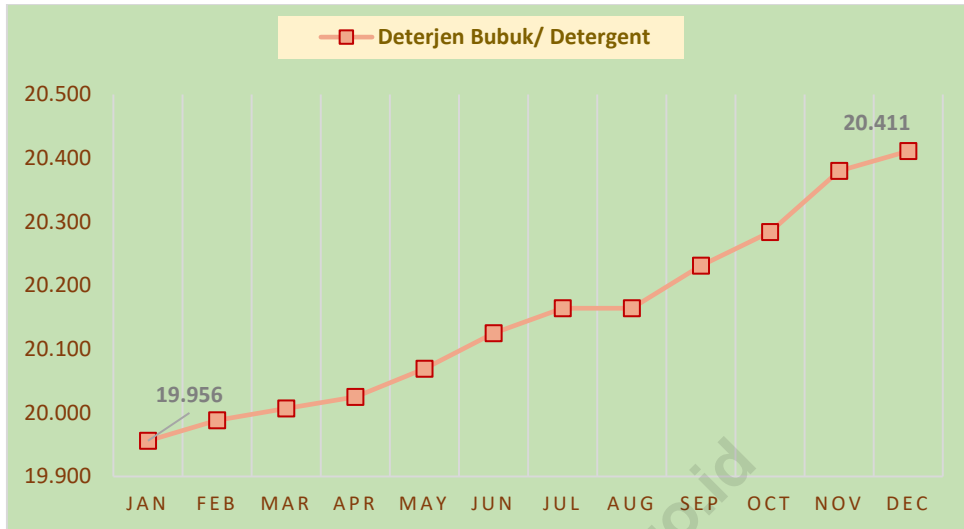
*Sand is one of the most dominant materials used in Jawa Tengah Province so that is still being monitored intensively by the government. In general, the average price of sand reaches Rp273,552 per m<sup>3</sup>. The price of sand continues to increase throughout the year. The highest price occurred in December 2023 reached Rp278,206 per m<sup>3</sup>, while the lowest price occurred in January 2023 recorded Rp270,154 per m<sup>3</sup> (Graph 8).*



Grafik 8/Graph 8  
 Rata-Rata Harga Pasir (Rp/m<sup>3</sup>), 2023  
 Average Price of Sand (Rp/m<sup>3</sup>), 2023

Untuk pemeliharaan rumah *For household maintenance,* tangga, deterjen bubuk salah satu *detergent is one of the important* komoditas penting yang banyak *commodities consumed by the people of* dikonsumsi masyarakat Jawa Tengah. *Jawa Tengah. In general, average* Secara umum, rata-rata harga *price of detergent is Rp20,150 per kg.* deterjen bubuk di Jawa Tengah *The price of detergent in January 2023* sebesar Rp20.150 per kg. Harga *was Rp19,956/kg then it continued to* deterjen bubuk pada Januari 2023 *increase to Rp20,411/kg in December* sebesar Rp19.956/kg terus naik *2023 (Graph 9).* menjadi Rp20.411/kg pada Desember 2023 (Grafik 9).



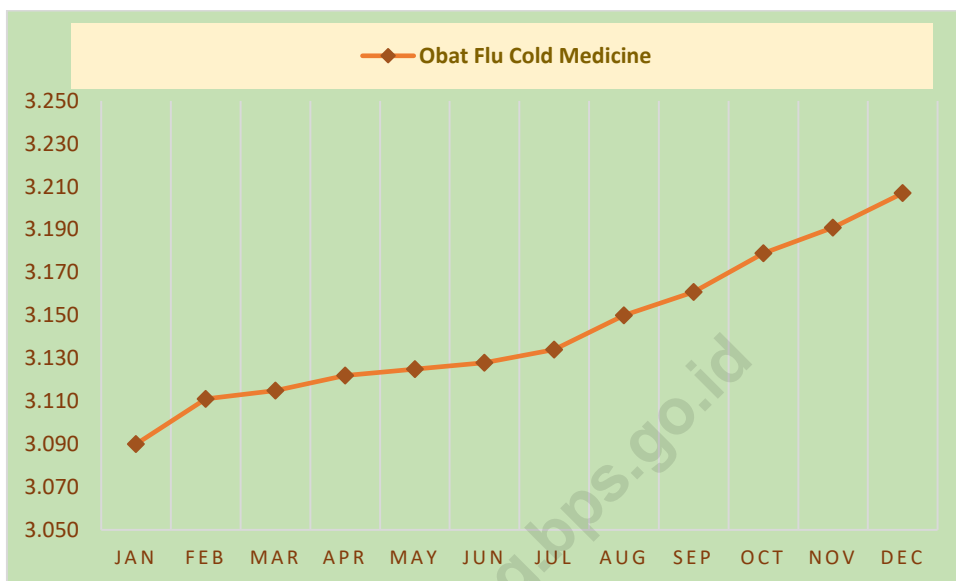


Grafik 9/Graph 9  
 Rata-Rata Harga Sabun Deterjen (Rp/kg), 2023  
 Average Price of Detergent (Rp/kg), 2023

Obat flu adalah obat yang banyak dikonsumsi masyarakat perdesaan Jawa Tengah. Rata-rata harga obat flu sebesar Rp3.143/strip (4 tablet). Tren harga obat flu mengalami peningkatan selama tahun 2023. Harga obat flu pada awal tahun 2023, yaitu pada Januari sebesar Rp3.090/strip terus mengalami kenaikan hingga Desember mencapai Rp3.207/strip. Selain obat flu, obat yang menjadi pilihan oleh masyarakat perdesaan Jawa Tengah adalah obat sakit kepala, obat sakit perut, obat batuk, dan obat maag. Rata-rata harga

*Cold medicine is the most consumed medicine by rural communities in Jawa Tengah. The average price for cold medicine was Rp3,143/strip (4 tablets). The trend of cold medicine has increased during 2023. The price of cold medicine at the beginning of 2023 in January, was Rp3.090/strip, then continued to increase until December, reaching Rp3.207/strip. Besides cold medicine, the choices of rural communities in Jawa Tengah are headache medicine, stomach pain medicine, and ulcer pain*

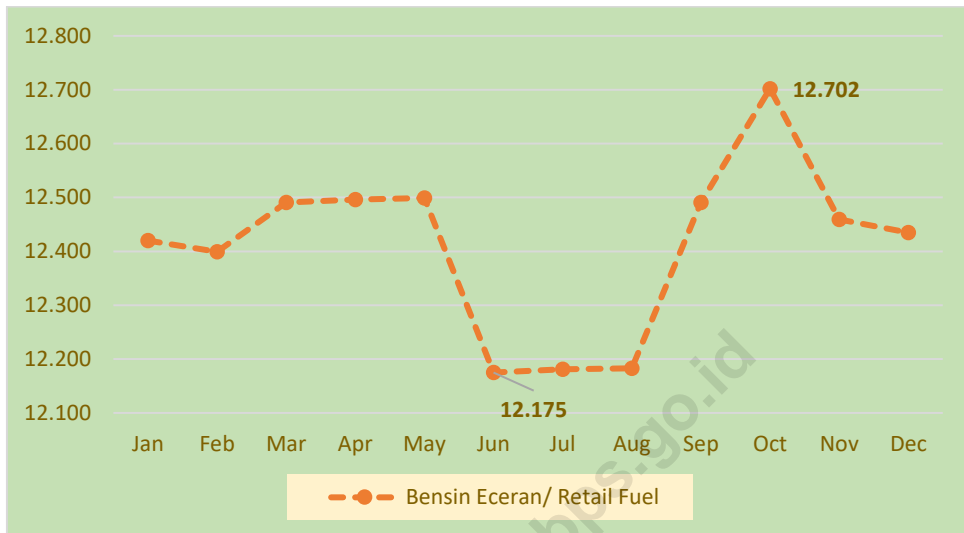
obat-obatan tersebut selama tahun *medicine. The average medicine prices* 2023 mengalami tren kenaikan. *has increased trend during 2023.*



Grafik 10/Graph 10  
 Rata-Rata Obat Flu (Rp/Strip=4 tablet), 2023  
*Average Price of Cold Medicine (Rp/Strip=4 tablets), 2023*

Bensin juga merupakan salah *Fuel is also one of the strategic* satu komoditas strategis yang *commodities that is always monitored* harganya dikendalikan oleh *by the government. The average price* pemerintah. Rata-rata harga di Jawa *in Jawa Tengah reaches Rp9,175 per* Tengah mencapai Rp9.175 per liter. *liter. The highest average price* Rata-rata harga tertinggi terjadi pada *occurred in June 2023 reaching* Juni 2023 mencapai Rp9.176 per liter *Rp9,176 per liter and the lowest* dan yang terendah terjadi pada April *occurred in April 2023 recorded* 2023 mencapai Rp9.141 per liter. *Rp9,141 per liter. The increasing of* Kenaikan harga bensin ini tidak *fuel price was not only followed by an* hanya diikuti kenaikan tarif angkutan *increase in transportation fares, but* saja, tetapi juga diikuti oleh harga *also it followed by the price of other*

barang konsumsi lainnya termasuk *consumer goods, including foodstuffs* bahan makanan (Grafik 11). *(Graph 11).*

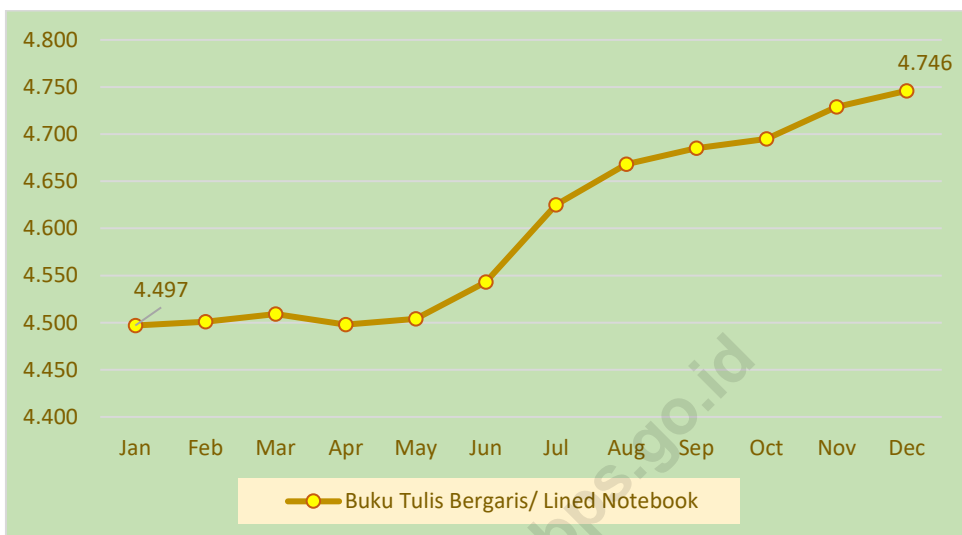


Grafik 11/*Graph 11*  
 Rata-Rata Harga Bensin Eceran (Rp/Liter), 2023  
*Average Price of Retail Fuel (Rp/Liter), 2023*

Buku tulis bergaris merupakan salah satu komoditas dalam kelompok rekreasi, olahraga dan budaya yang banyak dikonsumsi masyarakat perdesaan Jawa Tengah. Hal tersebut menunjukkan bahwa masyarakat perdesaan Jawa Tengah banyak yang berada pada usia sekolah. Harga rata-rata buku tulis bergaris sebesar Rp4.600/buah, dengan harga Rp4.497/buah pada Januari 2023, hingga mencapai Rp4.746/buah pada Desember 2023. Harga buku tulis

*Lined notebook is one of the commodities in the recreation, sports and cultural division that are mostly consumed by rural people in Jawa Tengah. This showed that many rural communities in Jawa Tengah was at school age. The average price of lined notebook is Rp4.600/piece, with a price of Rp4,497/piece in January 2023, then reaching Rp4.746/piece in December 2023. Lined notebook had an upward trend during 2023 (Graph 12).*

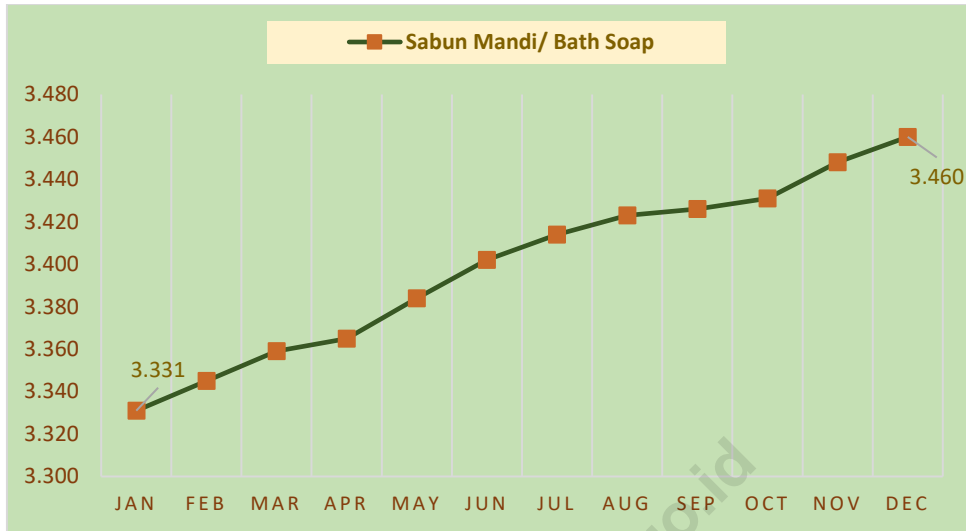
bergaris mengalami tren kenaikan sepanjang tahun 2023 (Grafik 12).



Grafik 12/Graph 12  
 Rata-Rata Harga Buku Tulis Bergaris (Rp/Buah), 2023  
 Average Price of Lined Notebook (Rp/Piece), 2023

Sabun mandi dalam kelompok perawatan pribadi dan jasa lainnya, merupakan barang yang setiap hari dikonsumsi oleh sebagian besar masyarakat perdesaan di Jawa Tengah. Harga sabun mandi selalu mengalami kenaikan setiap bulannya. Harga rata-rata sabun mandi mencapai Rp3.460/kemasan pada Desember 2023 dari harga Rp3.331/kemasan pada Januari 2023 (Gafik 13).

*Bath soap in the personal care and other services division is an item that is consumed by most of the rural communities in Jawa Tengah every day. Bath soap price always increased every month. The average price of bath soap reached Rp3,460/package in December 2023 from Rp3,331/package in January 2023 (Graph 13).*

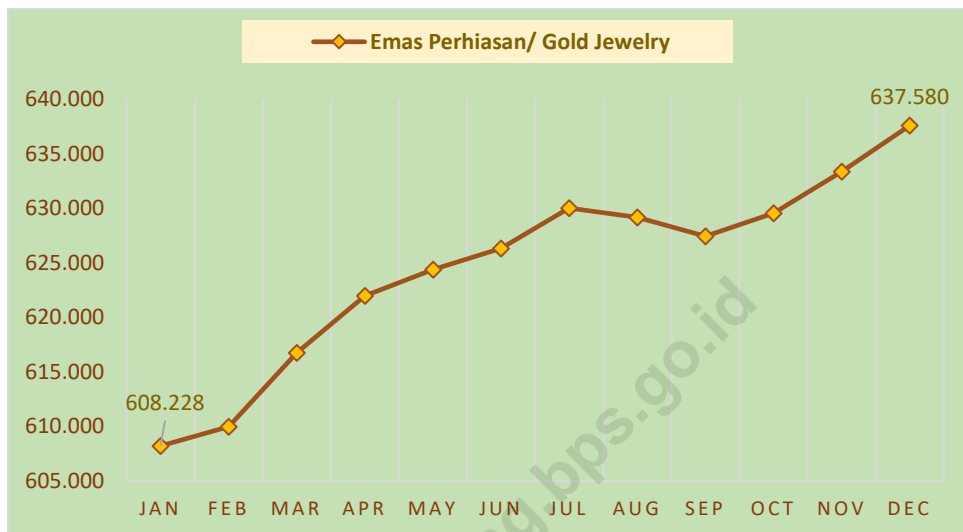


Grafik 13/Graph 13  
 Rata-Rata Harga Sabun Mandi (Rp/Kemasan), 2023  
 Average Price of Bath Soap (Rp/Package), 2023

Komoditas yang menjadi perhatian pada kelompok perawatan pribadi dan jasa lainnya adalah emas perhiasan. Harga emas perhiasan juga mengalami tren kenaikan selama tahun 2023. Emas perhiasan yang banyak dibeli oleh masyarakat pedesaan yaitu emas 18 karat dan 22 karat. Harga rata-rata terendah terjadi pada bulan Januari sebesar Rp608.228/gram. Kemudian harga mengalami kenaikan hingga Juli. Penurunan rata-rata harga emas terjadi pada Agustus dan September. Harga emas kembali naik hingga

*The commodity in the personal care and other services division that attracted attention is gold jewelry. The price of gold jewelry also experienced an upward trend during 2023. Gold jewelry which mostly purchased by rural community was 18 carat and 22 carat of gold. The lowest average price occurred in January at Rp608,228/gram. Then the price increased until July. The average price decreased in August and September. Price of gold jewelry increased again until it reached the highest price that*

mencapai harga tertinggi pada *occurred in December 2023 at* Desember 2023 sebesar *Rp637,580/gram (Graph 14)*.  
Rp637.580/gram (Grafik 14).



Grafik 14/*Graph 14*  
Rata-Rata Harga Emas Perhiasan (Rp/Gram), 2023  
*Average Price of Gold Jewelry (Rp/Gram), 2023*

## DAFTAR PUSTAKA/*BIBLIOGRAPHY*

BPS.2023.Statistik Harga Konsumen Perdesaan Kelompok Makanan 2023.Jakarta:Badan Pusat Statistik

BPS.2023.Statistik Harga Konsumen Perdesaan Kelompok Non Makanan 2023. Jakarta: Badan Pusat Statistik

BPS.2024.Statistik *Nilai Tukar Petani 2023*.Jakarta:Badan Pusat Statistik

BPS.2024.Statistik *Nilai Tukar Petani Provinsi Jawa Tengah 2023*.Semarang:Badan Pusat Statistik

<https://jateng.bps.go.id>





**LAMPIRAN/  
*APPENDIX***

<https://jateknologi.go.id>



**Lampiran 1** **Kelompok Makanan, Minuman , dan Tembakau**  
**Appendix** **Food, Beverages, and Tobacco Division**  
 Lampiran 1.1 Harga Konsumen Perdesaan Kelas Sereal dan Produk Sereal, 2023  
 Appendix *Rural Consumer Price Class of Cereals and Cereal Products, 2023*

Bulan Month	Beras/ <i>Rice</i>	Jagung Pipilan/ Pocelan <i>Husked Corn</i>	Tepung Beras <i>Rice Flour</i>	Tepung Terigu <i>Wheat Flour</i>	Bihun <i>Vermicelli</i>
	Rp/Kg	Rp/Kg	Rp/500 gr	Rp/Kg	Rp/Kg
	Rp/Kg	Rp/Kg	Rp/500 grs	Rp/Kg	Rp/Kg
	(1)	(2)	(3)	(4)	(5)
Januari/ <i>January</i>	11.441	5.995	7.561	11.309	5.095
Februari/ <i>February</i>	11.857	5.927	7.557	11.338	5.085
Maret/ <i>March</i>	11.612	6.006	7.585	11.396	5.145
April/ <i>April</i>	11.616	6.080	7.603	11.449	5.203
Mei/ <i>May</i>	11.628	6.218	7.627	11.413	5.181
Juni/ <i>June</i>	11.571	6.190	7.630	11.404	5.120
Juli/ <i>July</i>	11.581	6.190	7.647	11.437	5.107
Agustus/ <i>August</i>	11.730	6.233	7.682	11.427	5.074
September/ <i>September</i>	12.627	6.479	7.811	11.344	5.167
Oktober/ <i>October</i>	12.954	6.554	7.863	11.306	5.266
November/ <i>November</i>	12.951	6.565	7.854	11.288	5.247
Desember/ <i>December</i>	13.026	6.660	7.892	11.241	5.301
Rata-Rata/ <i>Average</i>	12.050	6.258	7.693	11.363	5.166

Lanjutan Lampiran 1.1  
Continued Appendix

Bulan Month	Mie Basah	Mie Instant	Mie Telur Kering	Biskuit	Roti Tawar
	<i>Wet Noodle</i>	<i>Instant Noodle</i>	<i>Dried Egg Noodle</i>	<i>Biscuits</i>	<i>White Bread</i>
	Rp/Kg	Rp/Bungkus	Rp/Bungkus	Rp/250 Gr	Rp/200 Gr
	<i>Rp/Kg</i>	<i>Rp/Pack</i>	<i>Rp/Pack</i>	<i>Rp/250 Grs</i>	<i>Rp/200 Grs</i>
(1)	(7)	(8)	(9)	(10)	(11)
Januari/ <i>January</i>	10.819	2.907	5.876	13.946	8.769
Februari/ <i>February</i>	10.798	2.921	5.896	13.946	8.788
Maret/ <i>March</i>	10.909	2.928	5.894	13.957	8.834
April/ <i>April</i>	10.934	2.938	5.905	13.977	8.847
Mei/ <i>May</i>	10.955	2.944	5.919	13.977	8.864
Juni/ <i>June</i>	10.955	2.945	5.918	13.977	8.864
Juli/ <i>July</i>	10.955	2.946	5.918	13.992	8.881
Agustus/ <i>August</i>	10.955	2.946	5.917	13.992	8.881
September/ <i>September</i>	10.963	2.953	5.955	13.992	8.881
Oktober/ <i>October</i>	10.941	2.961	5.974	13.992	8.881
November/ <i>November</i>	10.953	2.974	5.976	14.141	8.897
Desember/ <i>December</i>	11.065	2.977	5.992	14.206	8.925
Rata-Rata/ <i>Average</i>	10.934	2.945	5.928	14.008	8.860

Lampiran 1.2 Harga Konsumen Perdesaan Subkelas Kacang-kacangan Kering, Kelas Sayuran, Umbi-umbian, Pisang Raja, dan Kacang-kacangan, 2023  
*Appendix Rural Consumer Prices Subclass of Dried Nuts, Class of Vegetables, Tubers, Plantains, and Nuts, 2023*

Bulan <i>Month</i>	Kacang Hijau	Kacang Merah
	<i>Mung bean</i>	<i>Red Bean</i>
	Rp/Kg <i>Rp/Kg</i>	Rp/Kg <i>Rp/Kg</i>
(1)	(2)	(3)
Januari/ <i>January</i>	22.557	20.423
Februari/ <i>February</i>	22.976	20.531
Maret/ <i>March</i>	23.201	20.800
April/ <i>April</i>	23.581	21.007
Mei/ <i>May</i>	23.506	20.702
Juni/ <i>June</i>	23.212	20.338
Juli/ <i>July</i>	22.973	20.286
Agustus/ <i>August</i>	22.655	20.207
September/ <i>September</i>	22.370	20.148
Oktober/ <i>October</i>	22.069	19.998
November/ <i>November</i>	21.861	19.907
Desember/ <i>December</i>	21.871	19.874
Rata-Rata/ <i>Average</i>	22.736	20.352

Lampiran 1.3 Harga Konsumen Perdesaan Subkelas Olahahan Sayuran, Umbi-umbian, Pisang Raja, dan Kacang-kacangan Kelas Sayuran, Umbi-umbian, Pisang Raja, dan Kacang-kacangan, 2023

*Appendix Rural Consumer Prices Subclass of Processed Vegetables, Tubers, Plantains, and Nuts, Class of Vegetables, Tubers, Plantains, and Nuts, 2023*

Bulan Month	Oncom	Tahu Mentah	Tauco	Tempe Kedele/
	<i>Oncom</i>	<i>Tofu</i>	<i>Tauco</i>	<i>Tempe</i>
	Rp/Kg	Rp/Kg	Rp/Botol	Rp/Kg
	Rp/Kg	<i>Rp/Kg</i>	<i>Rp/Bottle</i>	<i>Rp/Kg</i>
(1)	(2)	(3)	(4)	(5)
Januari/ <i>January</i>	8.143	11.314	27.356	11.962
Februari/ <i>February</i>	8.143	11.415	27.356	12.019
Maret/ <i>March</i>	8.573	11.478	27.356	12.095
April/ <i>April</i>	8.573	11.513	27.356	12.105
Mei/ <i>May</i>	8.573	11.537	27.356	12.111
Juni/ <i>June</i>	8.573	11.590	27.356	12.125
Juli/ <i>July</i>	8.573	11.619	27.356	12.151
Agustus/ <i>August</i>	8.573	11.619	27.356	12.156
September/ <i>September</i>	8.573	11.554	27.356	12.129
Oktober/ <i>October</i>	8.573	11.572	27.356	12.105
November/ <i>November</i>	8.963	11.669	27.356	12.291
Desember/ <i>December</i>	8.963	11.636	27.356	12.235
Rata-Rata/ <i>Average</i>	8.566	11.543	27.356	12.124

Lampiran 1.4 Harga Konsumen Perdesaan Subkelas Sayuran Berbuah (Segar atau Dingin), Kelas Sayuran, Umbi-umbian, Pisang Raja, dan Kacang-kacangan, 2023  
 Appendix *Rural Consumer Price Subclass of Fruit Vegetables (Fresh or Cold), Class of Vegetables, Tubers, Plantains, and Nuts, 2023*

Bulan Month	Cabai Hijau	Cabai Merah/	Cabai Rawit	Jengkol	Ketimun	Labu Siam/ Jipang
	<i>Green Chili</i>	<i>Red Chili</i>	<i>Bird's Eye Chili</i>	<i>Dogfruit</i>	<i>Cucumber</i>	<i>Chayote</i>
	Rp/Kg <i>Rp/Kg</i>	Rp/Kg <i>Rp/Kg</i>	Rp/Kg <i>Rp/Kg</i>	Rp/Kg <i>Rp/Kg</i>	Rp/Kg <i>Rp/Kg</i>	Rp/Kg <i>Rp/Kg</i>
(1)	(2)	(3)	(4)	(5)	(6)	(7)
Januari/ <i>January</i>	21.086	36.743	40.777	27.831	5.730	4.774
Februari/ <i>February</i>	20.797	38.664	40.846	28.990	5.156	4.659
Maret/ <i>March</i>	21.236	38.215	42.404	29.231	5.055	5.138
April/ <i>April</i>	18.673	33.667	35.086	30.068	5.655	5.051
Mei/ <i>May</i>	18.894	31.932	31.847	31.190	5.532	5.188
Juni/ <i>June</i>	19.267	29.647	33.820	29.897	6.726	5.173
Juli/ <i>July</i>	20.312	29.972	29.786	27.266	6.513	4.843
Agustus/ <i>August</i>	19.670	31.285	31.897	24.359	5.814	4.557
September/ <i>September</i>	19.662	28.956	28.806	24.892	6.439	4.502
Oktober/ <i>October</i>	21.121	33.475	36.665	25.476	7.037	5.153
November/ <i>November</i>	31.633	51.365	54.220	23.366	6.660	6.326
Desember/ <i>December</i>	30.849	57.475	54.661	21.874	6.496	6.620
Rata-Rata/ <i>Average</i>	21.933	36.783	38.401	27.037	6.068	5.165

Lanjutan Lampiran 1.4  
 Continued Appendix

Bulan Month	Nangka Muda	Pare/ Paria	Petai	Terung	Tomat Buah	Tomat Sayur
	<i>Jackfruit</i>	<i>Bitter Melon</i>	<i>Petai</i>	<i>Eggplant</i>	<i>Tomato</i>	<i>Tomato</i>
	Rp/Kg	Rp/Kg	Rp/Kg	Rp/Kg	Rp/Kg	Rp/Kg
	<i>Rp/Kg</i>	<i>Rp/Kg</i>	<i>Rp/Kg</i>	<i>Rp/Kg</i>	<i>Rp/Kg</i>	<i>Rp/Kg</i>
(1)	(8)	(9)	(10)	(11)	(12)	(13)
Januari/ <i>January</i>	6.728	8.034	4.082	6.871	10.222	9.695
Februari/ <i>February</i>	6.967	7.688	4.093	6.346	8.965	8.083
Maret/ <i>March</i>	7.224	7.769	4.070	6.672	9.353	8.950
April/ <i>April</i>	7.335	7.679	4.311	6.406	10.204	10.905
Mei/ <i>May</i>	7.213	8.055	4.365	6.570	11.058	11.916
Juni/ <i>June</i>	6.890	8.091	4.411	6.932	10.704	11.910
Juli/ <i>July</i>	6.872	7.963	4.174	6.582	9.134	8.935
Agustus/ <i>August</i>	6.695	8.148	3.902	6.475	8.796	8.900
September/ <i>September</i>	6.560	8.184	3.828	6.169	8.786	8.396
Oktober/ <i>October</i>	6.481	8.619	3.416	6.165	7.946	7.092
November/ <i>November</i>	6.332	8.400	3.258	6.274	8.771	7.781
Desember/ <i>December</i>	6.264	8.323	2.972	6.153	11.042	10.652
Rata-Rata/ <i>Average</i>	6.797	8.079	3.907	6.468	9.582	9.435



Lampiran 1.5 Harga Konsumen Perdesaan Subkelas Sayuran Berjenis Kacang Polong-polongan (Segar atau Dingin), Kelas Sayuran, Umbi-umbian, Pisang Raja, dan Kacang-kacangan, 2023

*Appendix Rural Consumer Prices Subclass Vegetables of Legumes (Fresh or Cold), Class of Vegetables, Tubers, Plantains, and Nuts, 2023*

Bulan <i>Month</i>	Buncis	Kacang Panjang
	<i>Green Bean</i>	<i>Yardlong</i>
	Rp/Kg	Rp/Kg
(1)	Rp/Kg <i>Rp/Kg</i>	Rp/Kg <i>Rp/Kg</i>
(2)	(3)	
Januari/ <i>January</i>	7.924	7.093
Februari/ <i>February</i>	7.076	6.597
Maret/ <i>March</i>	7.931	6.614
April/ <i>April</i>	8.337	6.618
Mei/ <i>May</i>	8.572	6.989
Juni/ <i>June</i>	7.856	7.083
Juli/ <i>July</i>	9.139	7.900
Agustus/ <i>August</i>	7.678	7.378
September/ <i>September</i>	8.384	7.605
Oktober/ <i>October</i>	9.752	8.038
November/ <i>November</i>	11.816	8.516
Desember/ <i>December</i>	11.012	9.134
Rata-Rata/ <i>Average</i>	8.790	7.464

Lampiran 1.6 Harga Konsumen Perdesaan Subkelas Sayuran Lainnya (Segar atau Dingin), Kelas Sayuran, Umbi-umbian, Pisang Raja, dan Kacang-kacangan, 2023  
*Appendix Rural Consumer Price Subclass of Other Vegetables (Fresh or Cold), Class of Vegetables, Tubers, Plantains, and Nuts, 2023*

Bulan <i>Month</i>	Bawang Merah/ <i>Shallot</i>	Bawang Putih/ <i>Garlic</i>	Tauge/ Kecambah <i>Bean Sprout</i>	Wortel <i>Carrot</i>
	Rp/Kg	Rp/Kg	Rp/Kg	Rp/Kg
	<i>Rp/Kg</i>	<i>Rp/Kg</i>	<i>Rp/Kg</i>	<i>Rp/Kg</i>
	(1)	(2)	(3)	(4)
Januari/ <i>January</i>	32.227	24.555	10.990	9.494
Februari/ <i>February</i>	34.897	25.862	10.958	9.051
Maret/ <i>March</i>	32.304	28.228	11.011	9.044
April/ <i>April</i>	30.697	27.661	11.120	9.061
Mei/ <i>May</i>	34.678	30.181	11.032	9.173
Juni/ <i>June</i>	34.091	30.954	11.067	9.368
Juli/ <i>July</i>	30.211	33.743	11.065	10.390
Agustus/ <i>August</i>	28.217	33.310	10.895	10.870
September/ <i>September</i>	25.076	32.819	10.975	11.709
Oktober/ <i>October</i>	23.811	32.404	10.992	11.873
November/ <i>November</i>	28.189	31.634	11.207	11.268
Desember/ <i>December</i>	30.627	32.838	11.105	11.461
Rata-Rata/ <i>Average</i>	30.419	30.349	11.035	10.230

Lampiran 1.7 Harga Konsumen Perdesaan Subkelas Umbi, Pisang Raja, dan Pisang (untuk dimasak), Kelas Sayuran, Umbi-umbian, Pisang Raja, dan Kacang-kacangan, 2023

*Appendix Rural Consumer Price of Subclass of Tubers, Plantains, and Bananas (for cooking), Class of Vegetables, Tubers, Plantains, and Nuts, 2023*

Bulan Month	Kentang	Ketela Pohon	Ketela Rambat
	<i>Potato</i>	<i>Cassava</i>	<i>Sweet Potatoes</i>
	Rp/Kg	Rp/Kg	Rp/Kg
	<i>Rp/Kg</i>	<i>Rp/Kg</i>	<i>Rp/Kg</i>
(1)	(2)	(3)	(4)
Januari/ <i>January</i>	13.120	3.665	5.095
Februari/ <i>February</i>	13.393	3.735	5.085
Maret/ <i>March</i>	13.529	3.756	5.145
April/ <i>April</i>	13.259	3.792	5.203
Mei/ <i>May</i>	13.547	3.799	5.181
Juni/ <i>June</i>	13.188	3.796	5.120
Juli/ <i>July</i>	13.630	3.787	5.107
Agustus/ <i>August</i>	13.673	3.722	5.074
September/ <i>September</i>	13.941	3.784	5.167
Oktober/ <i>October</i>	13.782	3.851	5.266
November/ <i>November</i>	13.334	3.906	5.247
Desember/ <i>December</i>	13.105	3.871	5.301
Rata-Rata/ <i>Average</i>	13.458	3.788	5.166

Lampiran 1.8 Harga Konsumen Perdesaan Subkelas Sayuran Berdaun atau Berbatang (Segar atau Dingin), Kelas Sayuran, Umbi-umbian, Pisang Raja, dan Kacang-kacangan, 2023

Appendix *Rural Consumer Prices Subclass of Leafy or Stem Vegetables (Fresh or Cold), Class of Vegetables, Tubers, Plantains, and Nuts, 2023*

Bulan Month	Bayam	Daun Singkong	Kangkung	Kubis/ Kol	Sawi Hijau
	<i>Spinach</i>	<i>Cassava Leaves</i>	<i>Swamp Cabbage</i>	<i>Cabbage</i>	<i>Mustard Green</i>
	Rp/Kg <i>Rp/Kg</i>	Rp/Kg <i>Rp/Kg</i>	Rp/Kg <i>Rp/Kg</i>	Rp/Kg <i>Rp/Kg</i>	Rp/Kg <i>Rp/Kg</i>
(1)	(2)	(3)	(4)	(5)	(6)
Januari/ <i>January</i>	5.311	3.602	5.011	6.726	5.124
Februari/ <i>February</i>	5.215	3.602	4.901	6.028	4.646
Maret/ <i>March</i>	5.300	3.612	5.157	5.792	5.148
April/ <i>April</i>	5.558	3.739	5.307	5.719	5.343
Mei/ <i>May</i>	5.429	3.691	5.178	5.598	5.395
Juni/ <i>June</i>	5.555	3.790	5.144	6.075	5.479
Juli/ <i>July</i>	5.271	3.779	5.045	5.528	4.808
Agustus/ <i>August</i>	5.335	3.752	5.207	5.355	4.593
September/ <i>September</i>	5.438	3.787	5.168	5.208	5.114
Oktober/ <i>October</i>	5.477	3.902	5.132	5.308	5.839
November/ <i>November</i>	5.371	3.850	5.077	5.456	6.181
Desember/ <i>December</i>	5.376	3.715	4.851	6.823	5.765
Rata-Rata/ <i>Average</i>	5.386	3.735	5.098	5.801	5.286

Lampiran 1.9 Harga Konsumen Perdesaan Subkelas Sayuran, Umbi-umbian, Pisang Raja, dan Kacang-kacangan Lainnya yang Dikeringkan, Kelas Sayuran, Umbi-umbian, Pisang Raja, dan Kacang-kacangan, 2023  
*Appendix Rural Consumer Prices Subclass of Vegetables, Tubers, Plantains, and Other Nuts Dried, Class of Vegetables, Tubers, Plantains, and Nuts, 2023*

Bulan <i>Month</i>	Emping Melinjo <i>Emping</i>	Kacang Kedelai <i>Soybean</i>
	Rp/Kg <i>Rp/Kg</i>	Rp/Kg <i>Rp/Kg</i>
(1)	(2)	(3)
Januari/ <i>January</i>	59.545	15.589
Februari/ <i>February</i>	59.515	15.839
Maret/ <i>March</i>	60.361	16.054
April/ <i>April</i>	61.846	15.926
Mei/ <i>May</i>	62.519	15.900
Juni/ <i>June</i>	62.103	15.921
Juli/ <i>July</i>	61.585	15.707
Agustus/ <i>August</i>	61.792	15.559
September/ <i>September</i>	61.636	15.550
Oktober/ <i>October</i>	61.826	15.516
November/ <i>November</i>	61.977	15.617
Desember/ <i>December</i>	62.208	15.562
Rata-Rata/ <i>Average</i>	61.410	15.728

Lampiran 1.10 Harga Konsumen Perdesaan Subkelas Buah Batu dan Buah Kelas Buah dan Kacang-Kacangan Pome (Segar) Kelas Buah dan Kacang-kacangan, 2023  
*Appendix Rural Consumer Prices Subclass of Stone Fruit and Pome Fruit (Fresh), Class of Fruit and Nuts, 2023*

Bulan <i>Month</i>	Apel
	<i>Apple</i>
	Rp/Kg
	<i>Rp/Kg</i>
(1)	(2)
Januari/ <i>January</i>	25.367
Februari/ <i>February</i>	25.374
Maret/ <i>March</i>	25.686
April/ <i>April</i>	26.121
Mei/ <i>May</i>	26.298
Juni/ <i>June</i>	26.224
Juli/ <i>July</i>	26.379
Agustus/ <i>August</i>	26.342
September/ <i>September</i>	26.674
Oktober/ <i>October</i>	26.690
November/ <i>November</i>	27.123
Desember/ <i>December</i>	27.076
Rata-Rata/ <i>Average</i>	26.280

Lampiran 1.11 Harga Konsumen Perdesaan Subkelas Buah-buahan Citrus (Segar), Kelas Buah dan Kacang-kacangan, 2023  
*Appendix Rural Consumer Prices Subclass of Citrus Fruits (Fresh), Class of Fruits and Nuts, 2023*

Bulan <i>Month</i>	Jeruk
	<i>Orange</i>
	Rp/Kg
	<i>Rp/Kg</i>
(1)	(2)
Januari/ <i>January</i>	18.431
Februari/ <i>February</i>	18.340
Maret/ <i>March</i>	18.918
April/ <i>April</i>	19.506
Mei/ <i>May</i>	19.981
Juni/ <i>June</i>	19.717
Juli/ <i>July</i>	19.211
Agustus/ <i>August</i>	18.724
September/ <i>September</i>	18.474
Oktober/ <i>October</i>	18.614
November/ <i>November</i>	19.503
Desember/ <i>December</i>	19.738
Rata-Rata/ <i>Average</i>	19.096

Lampiran 1.12      Harga Konsumen Perdesaan Subkelas Buah-buahan Kering, Kelas Buah dan Kacang-kacangan, 2023  
*Appendix*              *Rural Consumer Prices Subclass of Dried Fruits, Class of Fruits and Nuts, 2023*

Bulan <i>Month</i>	Asam Jawa	Kelapa Tua
	<i>Tamarind</i>	<i>Coconut</i>
	Rp/Ons <i>Rp/Ounce</i>	Rp/Butir <i>Rp/Coconut</i>
(1)	(2)	(3)
Januari/ <i>January</i>	2.798	6.133
Februari/ <i>February</i>	2.863	6.127
Maret/ <i>March</i>	2.853	6.154
April/ <i>April</i>	2.853	6.271
Mei/ <i>May</i>	2.888	6.308
Juni/ <i>June</i>	2.864	6.253
Juli/ <i>July</i>	2.883	6.238
Agustus/ <i>August</i>	2.868	6.220
September/ <i>September</i>	2.906	6.249
Oktober/ <i>October</i>	2.930	6.234
November/ <i>November</i>	2.966	6.266
Desember/ <i>December</i>	2.972	6.303
Rata-Rata/ <i>Average</i>	2.887	6.230



Lampiran 1.13 Harga Konsumen Perdesaan Subkelas Buah-buahan Lainnya (Segar) Kelas Buah dan Kacang-kacangan, 2023  
*Appendix Rural Consumer Prices Subclass of Fruits Other (Fresh), Class of Fruits and Nuts, 2023*

Bulan <i>Month</i>	Semangka
	<i>Watermelon</i>
	Rp/Kg
	<i>Rp/Kg</i>
(1)	(2)
Januari/ <i>January</i>	8.527
Februari/ <i>February</i>	8.526
Maret/ <i>March</i>	8.355
April/ <i>April</i>	8.806
Mei/ <i>May</i>	8.908
Juni/ <i>June</i>	9.198
Juli/ <i>July</i>	9.032
Agustus/ <i>August</i>	8.970
September/ <i>September</i>	9.064
Oktober/ <i>October</i>	8.678
November/ <i>November</i>	9.081
Desember/ <i>December</i>	9.032
Rata-Rata/ <i>Average</i>	8.848

Lampiran 1.14 Harga Konsumen Perdesaan Subkelas Kurma, Buah Ara/Tin, dan Buah-buahan Tropis (Segar), Kelas Buah dan Kacang-kacangan, 2023  
*Appendix Rural Consumer Prices Subclass of Dates, Figs / Tin, and Tropical Fruits (Fresh), Class of Fruits and Nuts, 2023*

Bulan Month	Mangga	Pepaya	Pisang	Salak	Sawo
	<i>Mango</i>	<i>Papaya</i>	<i>Banana</i>	<i>Salak</i>	<i>Sapodilla</i>
	Rp/Kg	Rp/Kg	Rp/Kg	Rp/Kg	Rp/Kg
	<i>Rp/Kg</i>	<i>Rp/Kg</i>	<i>Rp/Kg</i>	<i>Rp/Kg</i>	<i>Rp/Kg</i>
(1)	(2)	(3)	(4)	(5)	(6)
Januari/ <i>January</i>	13.153	6.686	6.686	7.488	13.125
Februari/ <i>February</i>	13.633	6.754	6.754	7.308	13.433
Maret/ <i>March</i>	14.023	6.852	6.852	7.376	13.979
April/ <i>April</i>	14.339	6.999	6.999	7.378	14.160
Mei/ <i>May</i>	14.823	6.942	6.942	7.529	14.482
Juni/ <i>June</i>	14.290	7.036	7.036	7.774	14.315
Juli/ <i>July</i>	14.358	7.068	7.068	7.759	14.212
Agustus/ <i>August</i>	14.408	7.102	7.102	7.773	14.306
September/ <i>September</i>	12.989	7.165	7.165	7.853	14.024
Oktober/ <i>October</i>	13.028	7.156	7.156	8.066	13.952
November/ <i>November</i>	12.631	7.076	7.076	8.043	13.543
Desember/ <i>December</i>	11.913	7.126	7.126	7.601	13.594
Rata-Rata/ <i>Average</i>	13.632	6.997	6.997	7.662	13.927

Lampiran 1.15 Harga Konsumen Perdesaan Subkelas Kacang (dengan Kulit atau Kupas), Kelas Buah dan Kacang-kacangan, 2023  
*Appendix Rural Consumer Prices Subclass of Nuts (with Skin or Peel), Class of Fruits and Nuts, 2023*

Bulan <i>Month</i>	Kacang Tanah
	<i>Peanut</i> Rp/Kg <i>Rp/Kg</i>
(1)	(2)
Januari/ <i>January</i>	21.033
Februari/ <i>February</i>	21.062
Maret/ <i>March</i>	21.318
April/ <i>April</i>	21.509
Mei/ <i>May</i>	21.269
Juni/ <i>June</i>	21.423
Juli/ <i>July</i>	21.514
Agustus/ <i>August</i>	21.427
September/ <i>September</i>	21.106
Oktober/ <i>October</i>	20.972
November/ <i>November</i>	21.061
Desember/ <i>December</i>	21.155
Rata-Rata/ <i>Average</i>	21.237

Lampiran 1.16      Harga Konsumen Perdesaan Kelas Gula, Kembang  
 Gula, dan Makanan Pencuci Mulut, 2023  
*Appendix*            *Rural Consumer Prices Class of Sugar, Confectionery,  
 and Desserts, 2023*

Bulan <i>Month</i>	Gula Merah	Gula Pasir/
	<i>Brown Sugar</i>	<i>Sugar</i>
	Rp/Kg <i>Rp/Kg</i>	Rp/Kg <i>Rp/Kg</i>
(1)	(2)	(3)
Januari/ <i>January</i>	18.633	14.151
Februari/ <i>February</i>	18.790	14.215
Maret/ <i>March</i>	18.849	14.247
April/ <i>April</i>	18.953	14.283
Mei/ <i>May</i>	19.014	14.316
Juni/ <i>June</i>	19.004	14.325
Juli/ <i>July</i>	19.019	14.335
Agustus/ <i>August</i>	18.974	14.343
September/ <i>September</i>	19.088	14.615
Oktober/ <i>October</i>	19.112	14.986
November/ <i>November</i>	19.296	15.637
Desember/ <i>December</i>	19.669	16.138
Rata-Rata/ <i>Average</i>	19.033	14.632

Lampiran 1.17 Harga Konsumen Perdesaan Subkelas Garam, Bumbu, dan Saus, Kelas Makanan Siap Saji dan Makanan Olahan Lainnya, 2023  
*Appendix Rural Consumer Prices Subclass of Salt, Seasoning, and Sauce, Class of Fast Food and Other Processed Food, 2023*

Bulan <i>Month</i>	Garam Bata <i>Salt in Briquettes</i>	Garam Hancur <i>Table Salt</i>	Kecap <i>Soy Sauce</i>	Penyedap Masakan <i>Seasoning</i>	Terasi <i>Terasi</i>
	Rp/400 Gr <i>Rp/400 Grs</i>	Rp/250 Gr <i>Rp/250 Grs</i>	Rp/Botol <i>Rp/Bottle</i>	Rp/Bungkus <i>Rp/Sachet</i>	Rp/Ons <i>Rp/Ounce</i>
(1)	(2)	(3)	(4)	(5)	(6)
Januari/ <i>January</i>	3.461	2.700	16.362	2.550	5.544
Februari/ <i>February</i>	3.510	2.717	16.418	2.571	5.560
Maret/ <i>March</i>	3.581	2.731	16.438	2.580	5.571
April/ <i>April</i>	3.605	2.737	16.438	2.580	5.576
Mei/ <i>May</i>	3.610	2.745	16.379	2.580	5.577
Juni/ <i>June</i>	3.617	2.761	16.379	2.582	5.578
Juli/ <i>July</i>	3.660	2.779	16.391	2.584	5.573
Agustus/ <i>August</i>	3.663	2.785	16.444	2.592	5.569
September/ <i>September</i>	3.641	2.771	16.448	2.602	5.569
Oktober/ <i>October</i>	3.647	2.771	16.527	2.605	5.575
November/ <i>November</i>	3.704	2.781	16.547	2.614	5.577
Desember/ <i>December</i>	3.710	2.798	16.552	2.621	5.577
Rata-Rata/ <i>Average</i>	3.617	2.756	16.444	2.588	5.570

Lampiran 1.18 Harga Konsumen Perdesaan Subkelas Makanan Bayi, Kelas Makanan Siap Saji dan Makanan Olahan Lainnya, 2023

*Appendix Rural Consumer Prices Subclass of Baby Food, Class of Fast Food and Other Processed Food, 2023*

Bulan <i>Month</i>	Makanan Bayi	Susu Bubuk Bayi
	<i>Baby Food</i>	<i>Baby Powdered Milk</i>
	Rp/Kotak <i>Rp/Box</i>	Rp/Kotak <i>Rp/Box</i>
(1)	(2)	(3)
Januari/ <i>January</i>	11.190	41.129
Februari/ <i>February</i>	11.208	41.408
Maret/ <i>March</i>	11.239	41.535
April/ <i>April</i>	11.261	41.535
Mei/ <i>May</i>	11.261	41.567
Juni/ <i>June</i>	11.275	41.647
Juli/ <i>July</i>	11.299	41.655
Agustus/ <i>August</i>	11.304	41.688
September/ <i>September</i>	11.311	41.797
Oktober/ <i>October</i>	11.315	41.922
November/ <i>November</i>	11.380	42.379
Desember/ <i>December</i>	11.415	42.512
Rata-Rata/ <i>Average</i>	11.288	41.731

*Lampiran 1.19* Harga Konsumen Perdesaan Subkelas Makanan Olahan Lainnya, Kelas Makanan Siap Saji dan Makanan Olahan Lainnya, 2023  
*Appendix* *Rural Consumer Prices Subclass of Other Processed Foods, Class of Fast Food and Other Processed Food, 2023*

Bulan <i>Month</i>	Bahan Agar-agar <i>Agar</i>	Kerupuk Mentah <i>Crackers</i>	Telur Puyuh Matang <i>Quail Egg</i>
	Rp/Bungkus <i>Rp/Sachet</i>	Rp/Kg <i>Rp/Kg</i>	Rp/10 Butir <i>Rp/10 eggs</i>
(1)	(2)	(3)	(4)
Januari/ <i>January</i>	3.589	9.962	4.652
Februari/ <i>February</i>	3.612	10.043	4.652
Maret/ <i>March</i>	3.644	10.043	4.636
April/ <i>April</i>	3.644	10.043	4.651
Mei/ <i>May</i>	3.656	10.043	4.649
Juni/ <i>June</i>	3.664	10.083	4.652
Juli/ <i>July</i>	3.656	10.114	4.668
Agustus/ <i>August</i>	3.656	10.114	4.686
September/ <i>September</i>	3.656	10.114	4.714
Oktober/ <i>October</i>	3.656	10.114	4.731
November/ <i>November</i>	3.661	10.114	4.737
Desember/ <i>December</i>	3.701	10.143	4.748
Rata-Rata/ <i>Average</i>	3.650	10.077	4.681

Lampiran 1.20      Harga Konsumen Perdesaan Subkelas Rempah-  
rempahan, Biji-bijian, dan Bumbu Herba, Kelas  
Makanan Siap Saji dan Makanan Olahan Lainnya, 2023  
*Appendix*              *Rural Consumer Prices Subclass of Spices, Grains and*  
*Herbs, Class of Fast Food and Other Processed Food,*  
*2023*

Bulan Month	Jinten	Kemiri	Ketumbar	Lada/Merica
	<i>Caraway</i>	<i>Candlenut</i>	<i>Coriander</i>	<i>Pepper</i>
	Rp/Ons	Rp/Ons	Rp/Ons	Rp/Ons
	<i>Rp/Ounce</i>	<i>Rp/Ounce</i>	<i>Rp/Ounce</i>	<i>Rp/Ounce</i>
(1)	(2)	(3)	(4)	(5)
Januari/ <i>January</i>	6.573	4.872	3.671	11.378
Februari/ <i>February</i>	6.719	5.096	3.623	11.368
Maret/ <i>March</i>	6.719	5.391	3.609	11.312
April/ <i>April</i>	6.714	5.428	3.620	11.296
Mei/ <i>May</i>	6.792	5.390	3.602	11.330
Juni/ <i>June</i>	6.776	5.470	3.600	11.268
Juli/ <i>July</i>	6.833	5.516	3.615	11.240
Agustus/ <i>August</i>	6.877	5.466	3.649	11.227
September/ <i>September</i>	6.889	5.420	3.626	11.189
Oktober/ <i>October</i>	6.924	5.324	3.617	11.192
November/ <i>November</i>	6.891	5.146	3.547	11.150
Desember/ <i>December</i>	6.857	5.121	3.523	11.169
Rata-Rata/ <i>Average</i>	6.797	5.303	3.608	11.260



Lampiran 1.21 Harga Konsumen Perdesaan Kelas Minyak dan Lemak, 2023  
*Appendix Rural Consumer Prices Class of Oil and Fat, 2023*

Bulan <i>Month</i>	Minyak Kelapa	Minyak Goreng/	Margarin
	<i>Cooking Oil</i>	<i>Cooking Oil</i>	<i>Margarine</i>
	Rp/Kg <i>Rp/Kg</i>	Rp/Liter <i>Rp/Liter</i>	Rp/Sachet <i>Rp/Sachet</i>
(1)	(2)	(3)	(4)
Januari/ <i>January</i>	14.543	18.935	7.409
Februari/ <i>February</i>	14.543	18.983	7.415
Maret/ <i>March</i>	15.330	18.899	7.463
April/ <i>April</i>	15.330	18.902	7.501
Mei/ <i>May</i>	15.330	18.981	7.482
Juni/ <i>June</i>	15.330	18.932	7.485
Juli/ <i>July</i>	15.330	18.903	7.499
Agustus/ <i>August</i>	15.330	18.858	7.506
September/ <i>September</i>	15.330	18.798	7.530
Oktober/ <i>October</i>	15.330	18.770	7.572
November/ <i>November</i>	15.330	18.722	7.568
Desember/ <i>December</i>	15.330	18.798	7.608
Rata-Rata/ <i>Average</i>	15.199	18.873	7.503

Lampiran 1.22 Harga Konsumen Perdesaan Subkelas Daging (Segar, Dingin, atau Beku), Kelas Hewan Hidup, Daging, dan Bagian lain Hewan Hasil Sembelih, 2023

*Appendix Rural Consumer Prices Subclass of Meat (Fresh, Cold, or Frozen), Class of Live Animals, Meat, and Other Parts of Slaughtered Animals, 2023*

Bulan <i>Month</i>	Daging Ayam Ras/ <i>Chicken Meat</i>	Daging Kambing <i>Mutton</i>	Daging Sapi <i>Beef</i>
	Rp/Kg <i>Rp/Kg</i>	Rp/Kg <i>Rp/Kg</i>	Rp/Kg <i>Rp/Kg</i>
(1)	(2)	(3)	(4)
Januari/ <i>January</i>	32.646	123.602	121.281
Februari/ <i>February</i>	32.592	123.484	121.514
Maret/ <i>March</i>	32.766	123.777	122.175
April/ <i>April</i>	33.316	125.023	123.355
Mei/ <i>May</i>	34.378	125.761	123.735
Juni/ <i>June</i>	35.863	125.118	123.833
Juli/ <i>July</i>	37.508	124.809	123.985
Agustus/ <i>August</i>	36.587	124.531	123.132
September/ <i>September</i>	36.257	124.604	123.098
Oktober/ <i>October</i>	35.512	124.799	122.965
November/ <i>November</i>	35.210	124.858	122.965
Desember/ <i>December</i>	34.416	125.014	122.975
Rata-Rata/ <i>Average</i>	34.754	124.615	122.918

## Lampiran 1.23

Harga Konsumen Perdesaan Subkelas Hasil Olahan Daging, Jeroan, Darah dan Bagian lain dari hewan yang disembelih, Kelas Hewan Hidup, Daging, dan Bagian lain Hewan Hasil Sembelih, 2023

## Appendix

*Rural Consumer Prices Subclass of Processed Meat, Offal, Blood and Other Parts of Slaughtered Animals, Class of Live Animals, Meat, and Other Parts of Slaughtered Animals, 2023*

Bulan <i>Month</i>	Bakso Daging	Daging Dlm Kaleng (Cornet)	Sosis Daging Sapi
	<i>Meatball</i>	<i>Canned Meat</i>	<i>Beef Sausage</i>
	Rp/10 Buah <i>Rp/10 Pieces</i>	Rp/Kaleng <i>Rp/Can</i>	Rp/Kemas <i>Rp/Pack</i>
(1)	(2)	(3)	(4)
Januari/ <i>January</i>	8.055	16.554	6.042
Februari/ <i>February</i>	8.055	16.554	6.025
Maret/ <i>March</i>	8.055	16.554	6.025
April/ <i>April</i>	8.086	16.554	6.025
Mei/ <i>May</i>	8.104	16.554	6.034
Juni/ <i>June</i>	8.123	16.554	6.050
Juli/ <i>July</i>	8.123	16.554	6.070
Agustus/ <i>August</i>	8.123	16.554	6.084
September/ <i>September</i>	8.123	16.554	6.084
Oktober/ <i>October</i>	8.132	16.554	6.084
November/ <i>November</i>	8.182	16.554	6.113
Desember/ <i>December</i>	8.200	16.784	6.113
Rata-Rata/ <i>Average</i>	8.113	16.574	6.062

Lampiran 1.24 Harga Konsumen Perdesaan Subkelas Jeroan, Darah, dan Bagian lain dari hewan yang disembelih (Segar, Dingin/Beku, Kering, Asin, Diasinkan, atau Diasap), Kelas Hewan Hidup, Daging, dan Bagian lain Hewan Hasil Sembelih, 2023

*Appendix Rural Consumer Prices Subclass of Offal, Blood, and Other Parts of Slaughtered Animals (Fresh, Cold/Frozen, Dried, Salted, Salted, or Smoked), Class of Live Animals, Meat, and Other Parts of Slaughtered Animals, 2023*

Bulan <i>Month</i>	Hati Ayam <i>Chicken's Liver</i>
	Rp/kg <i>Rp/Kg</i>
(1)	(2)
Januari/ <i>January</i>	24.184
Februari/ <i>February</i>	24.176
Maret/ <i>March</i>	24.465
April/ <i>April</i>	24.882
Mei/ <i>May</i>	25.171
Juni/ <i>June</i>	25.366
Juli/ <i>July</i>	25.951
Agustus/ <i>August</i>	25.239
September/ <i>September</i>	24.936
Oktober/ <i>October</i>	24.709
November/ <i>November</i>	24.419
Desember/ <i>December</i>	23.612
Rata-Rata/ <i>Average</i>	24.759

Lampiran 1.25 Harga Konsumen Perdesaan Subkelas Ikan (Hidup, Segar, Dingin, atau Beku), Kelas Ikan dan Makanan laut lainnya, 2023

*Appendix Rural Consumer Prices Subclass of Fish (Live, Fresh, Chilled, or Frozen), Class of Fish and Other Seafood, 2023*

Bulan Month	Bandeng Baronang		Ekor Kuning	Gabus	Kakap Merah	Kakap Putih
	<i>Milkfish</i>	<i>Rabbitfish</i>	<i>Yellow Tail Fish</i>	<i>Snake- head</i>	<i>Red Snapper</i>	<i>Perch</i>
	Rp/Kg <i>Rp/Kg</i>	Rp/Kg <i>Rp/Kg</i>	Rp/Kg <i>Rp/Kg</i>	Rp/Kg <i>Rp/Kg</i>	Rp/Kg <i>Rp/Kg</i>	Rp/Kg <i>Rp/Kg</i>
(1)	(2)	(3)	(4)	(5)	(6)	(7)
Januari/ <i>January</i>	30.330	31.642	25.617	51.616	43.872	40.952
Februari/ <i>February</i>	30.548	31.642	25.691	51.413	44.873	39.562
Maret/ <i>March</i>	30.848	31.642	25.699	52.474	44.960	40.312
April/ <i>April</i>	30.989	31.642	25.857	52.374	44.960	40.649
Mei/ <i>May</i>	30.788	31.642	26.237	52.239	45.595	40.967
Juni/ <i>June</i>	30.598	31.642	26.159	50.976	44.908	41.486
Juli/ <i>July</i>	30.606	31.642	26.367	51.547	44.411	41.349
Agustus/ <i>August</i>	30.561	31.642	25.803	51.141	44.738	41.762
September/ <i>September</i>	30.928	31.642	25.733	50.648	45.101	41.810
Oktober/ <i>October</i>	30.759	31.642	25.977	50.809	44.253	42.093
November/ <i>November</i>	31.233	31.642	25.916	53.509	43.345	42.715
Desember/ <i>December</i>	31.568	31.642	26.894	54.136	43.345	42.605
Rata-Rata/ <i>Average</i>	30.813	31.642	25.996	51.907	44.530	41.355

Lanjutan Lampiran 1.25  
 Continued Appendix

Bulan Month	Kembung	Layang	Lele	Mas	Mujair	Nilu
	<i>Mackerel</i>	<i>Layang Fish</i>	<i>Catfish</i>	<i>Carp</i>	<i>Tilapia Fish</i>	<i>Nile Tilapia</i>
	Rp/Kg Rp/Kg	Rp/Kg Rp/Kg	Rp/Kg Rp/Kg	Rp/Kg Rp/Kg	Rp/Kg Rp/Kg	Rp/Kg Rp/Kg
(1)	(8)	(9)	(10)	(11)	(12)	(13)
Januari/ <i>January</i>	30.202	29.199	24.467	31.693	29.459	31.781
Februari/ <i>February</i>	30.207	29.400	24.523	31.373	29.053	31.676
Maret/ <i>March</i>	30.191	29.382	24.420	31.105	28.669	31.393
April/ <i>April</i>	30.243	29.687	24.618	31.329	28.893	31.358
Mei/ <i>May</i>	30.206	29.838	24.582	31.241	28.678	31.132
Juni/ <i>June</i>	30.176	29.981	24.693	30.852	28.266	30.813
Juli/ <i>July</i>	30.229	30.257	24.725	30.715	28.218	30.689
Agustus/ <i>August</i>	30.217	30.063	24.765	31.008	28.382	30.802
September/ <i>September</i>	30.132	29.589	24.766	30.682	28.526	30.502
Oktober/ <i>October</i>	29.930	29.677	24.655	30.626	28.526	30.635
November/ <i>November</i>	29.933	30.156	24.729	30.876	28.727	31.087
Desember/ <i>December</i>	29.994	29.884	24.820	31.264	29.157	31.648
Rata-Rata/ <i>Average</i>	30.138	29.759	24.647	31.064	28.713	31.126

Lanjutan Lampiran 1.25  
Continued Appendix

Bulan Month	Patin	Selar	Tembang	Tenggiri
	<i>Mekong Catfish</i>	<i>Selar Fish</i>	<i>Sardinella</i>	<i>Tenggiri Fish</i>
	Rp/Kg	Rp/Kg	Rp/Kg	Rp/Kg
	<i>Rp/Kg</i>	<i>Rp/Kg</i>	<i>Rp/Kg</i>	<i>Rp/Kg</i>
(1)	(14)	(15)	(16)	(17)
Januari/ <i>January</i>	23 030	23 639	24 000	43 822
Februari/ <i>February</i>	23 119	23 173	24 000	44 539
Maret/ <i>March</i>	22 700	23 538	24 000	44 695
April/ <i>April</i>	23 224	24 062	24 000	46 350
Mei/ <i>May</i>	23 344	24 616	24 000	46 440
Juni/ <i>June</i>	23 100	23 964	24 000	46 972
Juli/ <i>July</i>	22 886	23 751	24 000	46 463
Agustus/ <i>August</i>	23 060	24 139	24 000	44 824
September/ <i>September</i>	23 021	23 828	24 000	45 718
Oktober/ <i>October</i>	23 223	24 170	24 000	45 974
November/ <i>November</i>	23 048	23 512	24 000	45 628
Desember/ <i>December</i>	22 900	24 027	24 000	45 489
Rata-Rata/ <i>Average</i>	23 055	23 868	24 000	45 576

Lanjutan Lampiran 1.25  
Continued Appendix

Bulan Month	Teri	Tongkol	Katamba
	<i>Anchovy</i>	<i>Tuna</i>	<i>Ketamba</i>
	Rp/Kg	Rp/Kg	Rp/Kg
	Rp/Kg	Rp/Kg	Rp/Kg
(1)	(18)	(19)	(20)
Januari/ <i>January</i>	32.905	32.042	30.000
Februari/ <i>February</i>	33.343	31.751	30.000
Maret/ <i>March</i>	32.707	32.075	30.000
April/ <i>April</i>	32.905	32.152	30.000
Mei/ <i>May</i>	32.353	32.591	30.000
Juni/ <i>June</i>	33.150	32.690	30.000
Juli/ <i>July</i>	33.150	32.877	30.000
Agustus/ <i>August</i>	33.779	32.804	30.000
September/ <i>September</i>	33.244	32.833	30.000
Oktober/ <i>October</i>	33.638	32.517	30.000
November/ <i>November</i>	32.669	32.446	30.000
Desember/ <i>December</i>	32.945	31.693	30.000
Rata-Rata/ <i>Average</i>	33.066	32.373	30.000



Lampiran 1.26 Harga Konsumen Perdesaan Subkelas Ikan (Kering, Asin, Diasinkan, atau Diasap), Kelas Ikan dan Makanan laut lainnya, 2023  
*Appendix Rural Consumer Prices Subclass of Fish (Dried, Salted, Salted, or Smoked), Class of Fish and Other Seafood, 2023*

Bulan Month	Ikan Asin Teri	Ikan Dalam Kaleng	Ikan Pindang Bandeng	Ikan Tongkol Asap	Ikan Cakalang
	<i>Salted Anchovies</i>	<i>Canned Fish</i>	<i>Pindang Milkfish</i>	<i>Smoked Tuna</i>	<i>Skipjack</i>
	Rp/Kg Rp/Kg	Rp/Kg Rp/Kg	Rp/Kg Rp/Kg	Rp/Kg Rp/Kg	Rp/Kg Rp/Kg
(1)	(2)	(3)	(4)	(5)	
Januari/January	63.127	13.580	32.175	37.306	29.452
Februari/February	63.252	13.580	32.175	37.963	29.452
Maret/March	64.075	13.638	32.175	37.325	29.959
April/April	64.377	13.688	32.175	37.976	30.035
Mei/May	64.296	13.788	32.335	38.038	29.671
Juni/June	63.916	13.788	32.335	38.001	29.025
Juli/July	64.123	13.788	32.314	39.222	28.566
Agustus/August	63.371	13.854	32.282	38.337	28.335
September/September	62.725	13.955	32.282	37.686	28.335
Oktober/October	62.590	14.002	32.302	36.930	28.167
November/November	62.393	14.002	32.711	38.249	27.674
Desember/December	62.149	14.002	32.725	38.281	27.565
Rata-Rata/Average	63.366	13.805	32.332	37.943	28.853

Lampiran 1.27 Harga Konsumen Perdesaan Subkelas Makanan Laut lainnya (Segar, Dingin, atau Beku), Kelas Ikan dan Makanan laut lainnya, 2023

*Appendix Rural Consumer Prices Subclass of Other Seafood (Fresh, Cold, or Frozen), Class of Fish and Other Seafood, 2023*

Bulan <i>Month</i>	Cumi- cumi	Kerang	Udang Laut	Udang Tambak
	<i>Squid</i>	<i>Clam</i>	<i>Sea Shrimp</i>	<i>Freshwater Shrimp</i>
	Rp/Kg	Rp/Kg	Rp/Kg	Rp/Kg
	<i>Rp/Kg</i>	<i>Rp/Kg</i>	<i>Rp/Kg</i>	<i>Rp/Kg</i>
(1)	(2)	(3)	(4)	(5)
Januari/ <i>January</i>	60 426	23 296	60 546	59 301
Februari/ <i>February</i>	60 169	24 376	60 425	60 659
Maret/ <i>March</i>	58 823	24 416	59 772	59 990
April/ <i>April</i>	58 152	23 953	60 660	61 201
Mei/ <i>May</i>	60 512	26 469	61 047	63 652
Juni/ <i>June</i>	58 726	26 122	60 533	62 745
Juli/ <i>July</i>	57 436	25 498	61 284	62 439
Agustus/ <i>August</i>	57 132	25 744	60 831	63 237
September/ <i>September</i>	56 521	25 614	61 558	63 344
Oktober/ <i>October</i>	56 849	25 271	61 803	63 445
November/ <i>November</i>	56 805	25 363	61 568	63 581
Desember/ <i>December</i>	58 007	25 400	60 882	64 219
Rata-Rata/ <i>Average</i>	58 296	25 127	60 909	62 318

Lampiran 1.28 Harga Konsumen Perdesaan Kelas Susu, Produk Susu Lainnya, dan Telur, 2023  
*Appendix Rural Consumer Prices Class of Milk, Other Dairy Products, and Eggs, 2023*

Bulan <i>Month</i>	Susu Bubuk	Susu Kental Manis	Susu Cair Kemasan	Telur Ayam Kampung
	<i>Powdered Milk</i>	<i>Condensed Milk</i>	<i>Instant Milk</i>	<i>Nonpedigreed Chicken Egg</i>
	Rp/Kotak <i>Rp/Box</i>	Rp/kaleng <i>Rp/Can</i>	Rp/Kemas <i>Rp/Pack</i>	Rp/Butir <i>Rp/Egg</i>
(1)	(2)	(3)	(4)	(5)
Januari/ <i>January</i>	41.868	12.190	4.330	2.481
Februari/ <i>February</i>	41.807	12.214	4.346	2.487
Maret/ <i>March</i>	41.819	12.228	4.346	2.488
April/ <i>April</i>	41.760	12.299	4.351	2.481
Mei/ <i>May</i>	41.822	12.307	4.381	2.503
Juni/ <i>June</i>	41.856	12.323	4.391	2.503
Juli/ <i>July</i>	42.051	12.324	4.404	2.521
Agustus/ <i>August</i>	41.926	12.344	4.443	2.524
September/ <i>September</i>	41.926	12.365	4.451	2.524
Oktober/ <i>October</i>	41.963	12.389	4.449	2.524
November/ <i>November</i>	42.056	12.403	4.472	2.525
Desember/ <i>December</i>	42.027	12.418	4.492	2.529
Rata-Rata/ <i>Average</i>	41.907	12.317	4.405	2.508

Lanjutan Lampiran 1.28  
Continued Appendix

Bulan <i>Month</i>	Telur Ayam Ras <i>Pedigreed Chicken Egg</i>	Telur Itik/Bebek <i>Duck Egg</i>	Telur Puyuh Mentah <i>Quail Egg</i>
	Rp/Kg <i>Rp/Kg</i>	Rp/Butir <i>Rp/Egg</i>	Rp/Kg <i>Rp/Kg</i>
(1)	(6)	(7)	(8)
Januari/ <i>January</i>	27.871	2.929	30.104
Februari/ <i>February</i>	27.334	2.940	30.290
Maret/ <i>March</i>	28.064	2.937	30.770
April/ <i>April</i>	27.676	2.953	30.679
Mei/ <i>May</i>	29.574	2.955	31.425
Juni/ <i>June</i>	29.625	2.961	31.393
Juli/ <i>July</i>	30.509	2.977	31.396
Agustus/ <i>August</i>	29.775	2.992	31.147
September/ <i>September</i>	28.152	2.991	31.363
Oktober/ <i>October</i>	26.905	3.009	31.578
November/ <i>November</i>	27.610	3.021	31.386
Desember/ <i>December</i>	27.266	3.021	30.957
Rata-Rata/ <i>Average</i>	28.363	2.974	31.041

Lampiran 1.29      Harga Konsumen Perdesaan Kelas Tembakau Subdivisi  
Rokok dan Tembakau, 2023  
*Appendix*              *Rural Consumer Prices Class of Tobacco, Subdivision  
of Cigarette and Tobacco, 2023*

Bulan Month	Rokok Putih	Rokok Kretek	Rokok Kretek Filter/ Filtered Kretek Cigarette	Tembakau Shag
	<i>White Cigarette</i>	<i>Kretek Cigarette</i>		<i>Shag Tobacco</i>
	Rp/Bungk us=20 Batang	Rp/Bungk us=12 batang	Rp/Bungk us=12 batang	Rp/Ons
	<i>Rp/pack of 20 pieces</i>	<i>Rp/Pack of 12 pieces</i>	<i>Rp/Pack of 12 pieces</i>	<i>Rp/Ounce</i>
(1)	(2)	(3)	(4)	(5)
Januari/ <i>January</i>	28.833	16.224	22.566	9.931
Februari/ <i>February</i>	29.176	16.289	22.831	9.947
Maret/ <i>March</i>	29.375	16.330	23.008	10.147
April/ <i>April</i>	29.453	16.376	23.112	10.147
Mei/ <i>May</i>	29.573	16.450	23.330	10.201
Juni/ <i>June</i>	29.670	16.499	23.539	10.221
Juli/ <i>July</i>	29.822	16.527	23.686	10.221
Agustus/ <i>August</i>	30.009	16.556	23.790	10.251
September/ <i>September</i>	30.056	16.563	23.858	10.279
Oktober/ <i>October</i>	30.219	16.592	23.940	10.279
November/ <i>November</i>	30.438	16.657	24.115	10.294
Desember/ <i>December</i>	30.512	16.706	24.192	10.336
Rata-Rata/ <i>Average</i>	29.761	16.481	23.497	10.188

Lampiran 1.30 Harga Konsumen Perdesaan Subdivisi Minuman yang Tidak Berakohol, 2023  
*Appendix Rural Consumer Prices Subdivision of Non-Alcoholic Beverage, 2023*

Bulan <i>Month</i>	Kopi Bubuk	Kopi Instan	Teh Hitam	Teh Hijau	Teh Manis
	<i>Coffee</i>	<i>Instant Coffee</i>	<i>Black tea</i>	<i>Green Tea</i>	<i>Prepared Tea</i>
	Rp/Ons <i>Rp/Ounce</i>	Rp/Sachet <i>Rp/Sachet</i>	Rp/Sachet <i>Rp/Sachet</i>	Rp/40 Gr <i>Rp/40 Grs</i>	Rp/40 Gr <i>Rp/40 Grs</i>
(1)	(2)	(3)	(4)	(5)	(6)
Januari/ <i>January</i>	6.348	1.608	3.055	4.138	2.593
Februari/ <i>February</i>	6.363	1.610	3.086	4.138	2.611
Maret/ <i>March</i>	6.363	1.607	3.086	4.138	2.618
April/ <i>April</i>	6.382	1.612	3.086	4.138	2.618
Mei/ <i>May</i>	6.382	1.614	3.109	4.138	2.632
Juni/ <i>June</i>	6.414	1.615	3.113	4.138	2.649
Juli/ <i>July</i>	6.474	1.629	3.109	4.159	2.649
Agustus/ <i>August</i>	6.474	1.637	3.109	4.208	2.649
September/ <i>September</i>	6.496	1.637	3.109	4.208	2.649
Oktober/ <i>October</i>	6.529	1.646	3.109	4.208	2.649
November/ <i>November</i>	6.543	1.650	3.109	4.208	2.649
Desember/ <i>December</i>	6.581	1.649	3.109	4.213	2.659
Rata-Rata/ <i>Average</i>	6.446	1.626	3.099	4.169	2.635

Lanjutan Lampiran  
Continued Appendix

1.30

Bulan <i>Month</i>	Teh celup	Minuman Ringan	Air Minum Dalam Kemasan	Minuman Kesehatan/ Berenergi	Es Krim
	<i>Teabag</i>	<i>Soft Drink</i>	<i>Bottle water</i>	<i>Health/Ener- gy Drink</i>	<i>Ice Cream</i>
	Rp/40 Gr	Rp/Bungkus	Rp/Botol	Rp/Botol	Rp/Botol
	<i>Rp/40 Grs</i>	<i>Rp/Pack</i>	<i>Rp/Bottle</i>	<i>Rp/Bottle</i>	<i>Rp/Bottle</i>
(1)	(6)	(7)	(8)	(9)	
Januari/ <i>January</i>	1.739	4.284	5.318	3.337	5.078
Februari/ <i>February</i>	1.736	4.317	5.324	3.337	5.148
Maret/ <i>March</i>	1.736	4.329	5.343	3.341	5.148
April/ <i>April</i>	1.736	4.329	5.348	3.344	5.163
Mei/ <i>May</i>	1.738	4.332	5.354	3.344	5.167
Juni/ <i>June</i>	1.738	4.338	5.358	3.346	5.167
Juli/ <i>July</i>	1.741	4.344	5.375	3.358	5.168
Agustus/ <i>August</i>	1.741	4.352	5.381	3.363	5.168
September/ <i>September</i>	1.741	4.352	5.400	3.365	5.177
Oktober/ <i>October</i>	1.741	4.353	5.403	3.370	5.177
November/ <i>November</i>	1.749	4.370	5.409	3.375	5.177
Desember/ <i>December</i>	1.760	4.376	5.413	3.385	5.212
Rata-Rata/ <i>Average</i>	1.741	4.340	5.369	3.356	5.162

Lampiran 1.31 Harga Konsumen Perdesaan Kelas Bir Subdivisi Minuman yang Berakohol, 2023  
*Appendix Rural Consumer Prices Class of Beer Subdivision of Alcoholic Beverage, 2023*

Bulan <i>Month</i>	Bir <i>Beer</i>
	Rp/Botol <i>Rp/Bottle</i>
(1)	(2)
Januari/ <i>January</i>	41.933
Februari/ <i>February</i>	41.933
Maret/ <i>March</i>	41.933
April/ <i>April</i>	41.933
Mei/ <i>May</i>	41.933
Juni/ <i>June</i>	41.933
Juli/ <i>July</i>	41.933
Agustus/ <i>August</i>	41.933
September/ <i>September</i>	41.933
Oktober/ <i>October</i>	41.933
November/ <i>November</i>	41.933
Desember/ <i>December</i>	41.933
Rata-Rata/ <i>Average</i>	41.933



<b>Lampiran 2</b>	<b>Kelompok Pakaian Dan Alas Kaki</b>
<b>Appendix</b>	<b>Clothing and Footwear Division</b>
Lampiran 2.1	Harga Konsumen Perdesaan Kelas Bahan Pakaian, 2023
Appendix	Rural Consumer Prices Class of Clothing Material, 2023

Bulan Month	Batik (kain panjang)
	Batik (long cloth)
	Rp/Helai
	Rp/Piece
(1)	(2)
Januari/January	67.084
Februari/February	67.084
Maret/March	67.216
April/April	67.822
Mei/May	67.822
Juni/June	67.822
Juli/July	67.822
Agustus/August	67.822
September/September	68.078
Oktober/October	68.078
November/November	68.303
Desember/December	68.303
Rata-Rata/Average	67.771

Lampiran 2.2      Harga Konsumen Perdesaan Kelas Barang-barang dan  
 Aksesoris Pakaian Lainnya, 2023  
*Appendix            Rural Consumer Prices Class of Other Apparel Goods  
 and Accessories, 2023*

Bulan <i>Month</i>	Benang Jahit <i>Sewing Thread</i>
	Rp/Buah <i>Rp/Piece</i>
(1)	(2)
Januari/ <i>January</i>	3.467
Februari/ <i>February</i>	3.477
Maret/ <i>March</i>	3.477
April/ <i>April</i>	3.477
Mei/ <i>May</i>	3.477
Juni/ <i>June</i>	3.495
Juli/ <i>July</i>	3.495
Agustus/ <i>August</i>	3.495
September/ <i>September</i>	3.495
Oktober/ <i>October</i>	3.511
November/ <i>November</i>	3.511
Desember/ <i>December</i>	3.511
Rata-Rata/ <i>Average</i>	3.490

Lampiran 2.3      Harga Konsumen Perdesaan Kelas Jasa Membersihkan, Memperbaiki, Menjahit, dan Menyewa Pakaian, 2023  
*Appendix      Rural Consumer Prices Service Class of Cleaning, Repairing, Sewing, and Renting Clothes, 2023*

Bulan <i>Month</i>	Tarif Jahit Pakaian <i>Cost of Sewing Clothes</i> Rp/Helai <i>Rp/Piece</i>
(1)	(2)
Januari/ <i>January</i>	65.347
Februari/ <i>February</i>	65.530
Maret/ <i>March</i>	65.679
April/ <i>April</i>	66.348
Mei/ <i>May</i>	66.480
Juni/ <i>June</i>	66.741
Juli/ <i>July</i>	66.972
Agustus/ <i>August</i>	67.092
September/ <i>September</i>	67.161
Oktober/ <i>October</i>	67.237
November/ <i>November</i>	67.488
Desember/ <i>December</i>	67.540
Rata-Rata/ <i>Average</i>	66.635

Lampiran 2.4 Harga Konsumen Perdesaan Subkelas Pakaian Laki-laki dan Anak Laki-laki, Kelas Pakaian Jadi, 2023  
 Appendix *Rural Consumer Prices Subclass of Men's and Boys' Clothing, Class of Clothing, 2023*

Bulan <i>Month</i>	Kaos Kutang/ Singlet <i>Singlet Shirt</i>	Sarung Katun <i>Cotton Sarong</i>	Kaos Oblong <i>Polos</i>	Kaos Kaki Dewasa <i>Adult Sock</i>	Peci/ Kopiah <i>Fez</i>
	Rp/Helai <i>Rp/Piece</i>	Rp/Helai <i>Rp/Piece</i>	Rp/Helai <i>Rp/Piece</i>	Rp/Pasang <i>Rp/Pair</i>	Rp/Buah <i>Rp/Pair</i>
(1)	(2)	(3)	(4)	(5)	(6)
Januari/ <i>January</i>	28.110	75.714	40.173	13.664	41.426
Februari/ <i>February</i>	28.197	76.078	40.317	13.697	41.632
Maret/ <i>March</i>	28.304	76.593	40.317	13.761	41.696
April/ <i>April</i>	28.564	78.140	40.977	13.856	42.182
Mei/ <i>May</i>	28.687	78.397	41.091	13.884	42.182
Juni/ <i>June</i>	28.683	78.508	41.110	13.870	42.191
Juli/ <i>July</i>	28.741	78.570	41.171	13.894	42.253
Agustus/ <i>August</i>	28.753	78.611	41.137	13.931	42.305
September/ <i>September</i>	28.800	78.700	41.137	13.941	42.228
Oktober/ <i>October</i>	28.837	78.579	41.125	13.941	42.179
November/ <i>November</i>	28.947	78.558	41.196	13.925	42.395
Desember/ <i>December</i>	29.039	78.650	41.307	14.020	42.410
Rata-Rata/ <i>Average</i>	28.638	77.925	40.922	13.865	42.090

## Lanjutan Lampiran 2.4

*Continued Appendix*

Bulan <i>Month</i>	Celana Dalam Dewasa <i>Briefs</i>	Baju Koko Dewasa <i>Muslim Clothes</i>	Celana Dalam Anak <i>Kid's Underpants</i>	Kaos Kaki Anak <i>Kid's Sock</i>	Seragam Sekolah/ <i>School Uniform</i>
	Rp/Helai <i>Rp/Piece</i>	Rp/Helai <i>Rp/Piece</i>	Rp/Helai <i>Rp/Piece</i>	Rp/Helai <i>Rp/Piece</i>	Rp/Stel <i>Rp/Pair</i>
(1)	(7)	(8)	(9)	(10)	(11)
Januari/ <i>January</i>	21.630	103.040	11.090	9.403	120.030
Februari/ <i>February</i>	21.762	103.306	11.157	9.403	120.271
Maret/ <i>March</i>	21.808	103.927	11.226	9.459	120.231
April/ <i>April</i>	22.007	107.494	11.388	9.540	120.504
Mei/ <i>May</i>	22.046	107.589	11.476	9.553	120.997
Juni/ <i>June</i>	22.030	107.529	11.479	9.607	121.629
Juli/ <i>July</i>	22.101	107.558	11.497	9.635	124.271
Agustus/ <i>August</i>	22.174	107.568	11.497	9.647	124.664
September/ <i>September</i>	22.252	107.652	11.524	9.647	124.664
Oktober/ <i>October</i>	22.295	107.771	11.548	9.647	124.228
November/ <i>November</i>	22.291	107.653	11.535	9.666	124.506
Desember/ <i>December</i>	22.378	107.638	11.548	9.685	124.561
Rata-Rata/ <i>Average</i>	22.064	106.560	11.414	9.574	122.546

Lampiran 2.5      Harga Konsumen Perdesaan Subkelas Pakaian Wanita dan Anak Perempuan, Kelas Pakaian Jadi, 2023  
*Appendix            Rural Consumer Prices Subclass of Women's and Girls' Clothing, Class of Clothing, 2023*

Bulan <i>Month</i>	BH Katun	Celana Dalam Wanita	Pembalut Wanita
	<i>Cotton Bra</i>	<i>Panties</i>	<i>Sanitary Napkins</i>
	Rp/Helai <i>Rp/Piece</i>	Rp/Helai <i>Rp/Piece</i>	Rp/Pack <i>Rp/Pack</i>
(1)	(2)	(3)	(4)
Januari/ <i>January</i>	27.072	10.848	6.261
Februari/ <i>February</i>	27.134	10.851	6.276
Maret/ <i>March</i>	27.134	10.897	6.281
April/ <i>April</i>	27.224	11.039	6.281
Mei/ <i>May</i>	27.309	11.099	6.281
Juni/ <i>June</i>	27.414	11.116	6.294
Juli/ <i>July</i>	27.414	11.168	6.297
Agustus/ <i>August</i>	27.469	11.187	6.342
September/ <i>September</i>	27.563	11.187	6.349
Oktober/ <i>October</i>	27.626	11.191	6.353
November/ <i>November</i>	27.647	11.213	6.353
Desember/ <i>December</i>	27.655	11.256	6.377
Rata-Rata/ <i>Average</i>	27.388	11.088	6.312

Lampiran 2.6 Harga Konsumen Perdesaan Subkelas Alas Kaki untuk Bayi dan Anak-anak, Kelas Sepatu dan Alas Kaki Lainnya, 2023  
*Appendix Rural Consumer Prices Subclass of Babies and Children Footwear, Class of Shoes and Other Footwear, 2023*

Bulan <i>Month</i>	Sepatu Kulit Sintetis Anak-anak <i>Children's Syntetic Leather Shoes</i>	Sandal Plastik Anak-anak <i>Children's Plastic Sandals</i>
	Rp/Pasang <i>Rp/Pair</i>	Rp/Pasang <i>Rp/Pair</i>
(1)	(2)	(3)
Januari/ <i>January</i>	97.129	42.948
Februari/ <i>February</i>	97.143	42.948
Maret/ <i>March</i>	97.443	43.234
April/ <i>April</i>	97.443	43.681
Mei/ <i>May</i>	97.443	43.681
Juni/ <i>June</i>	97.443	43.771
Juli/ <i>July</i>	97.987	43.771
Agustus/ <i>August</i>	98.197	43.681
September/ <i>September</i>	98.197	43.681
Oktober/ <i>October</i>	97.915	43.681
November/ <i>November</i>	97.915	43.771
Desember/ <i>December</i>	97.915	43.771
Rata-Rata/ <i>Average</i>	97.681	43.552

Lampiran 2.7      Harga Konsumen Perdesaan Subkelas Alas Kaki untuk  
 Laki-laki, Kelas Sepatu dan Alas Kaki Lainnya, 2023  
*Appendix      Rural Consumer Prices Subclass of Men Footwear,  
 Class of Shoes and Other Footwear, 2023*

Bulan <i>Month</i>	Sandal Kulit Laki-laki <i>Leather Sandals</i>
	Rp/Pasang <i>Rp/Pair</i>
(1)	(2)
Januari/ <i>January</i>	48.928
Februari/ <i>February</i>	48.935
Maret/ <i>March</i>	49.106
April/ <i>April</i>	50.085
Mei/ <i>May</i>	50.220
Juni/ <i>June</i>	50.307
Juli/ <i>July</i>	50.349
Agustus/ <i>August</i>	50.403
September/ <i>September</i>	50.403
Oktober/ <i>October</i>	50.403
November/ <i>November</i>	50.422
Desember/ <i>December</i>	50.659
Rata-Rata/ <i>Average</i>	50.018



Lampiran 2.8      Harga Konsumen Perdesaan Subkelas Alas Kaki untuk  
 Wanita, Kelas Sepatu dan Alas Kaki Lainnya, 2023  
*Appendix      Rural Consumer Prices Subclass of Women Footwear,  
 Class of Shoes and Other Footwear, 2023*

Bulan <i>Month</i>	Sandal Wanita <i>Woman's Sandals</i>	Sepatu Wanita <i>Woman's Shoes</i>
	Rp/Pasang <i>Rp/Pair</i>	Rp/Pasang <i>Rp/Pair</i>
(1)	(2)	(3)
Januari/ <i>January</i>	41.844	102.898
Februari/ <i>February</i>	41.936	102.898
Maret/ <i>March</i>	42.134	103.258
April/ <i>April</i>	42.482	104.713
Mei/ <i>May</i>	42.697	104.941
Juni/ <i>June</i>	42.743	105.698
Juli/ <i>July</i>	42.743	106.093
Agustus/ <i>August</i>	42.669	106.366
September/ <i>September</i>	42.743	106.613
Oktober/ <i>October</i>	42.788	106.613
November/ <i>November</i>	43.099	106.613
Desember/ <i>December</i>	43.220	106.613
Rata-Rata/ <i>Average</i>	42.592	105.276

**Lampiran 3**                    **Kelompok Perumahan, Air, Listrik, Dan Bahan Bakar Rumah Tangga**

*Appendix*                        *Housing, Water, Electricity and Household Fuel Division*

Lampiran 3.1                    Harga Konsumen Perdesaan Subdivisi Listrik dan Bahan Bakar Rumah Tangga, 2023

*Appendix*                        *Rural Consumer Prices Subdivision of Electricity and Household Fuel, 2023*

Bulan Month	Minyak Tanah	Arang	Kayu Bakar	Liquified Petroleum Gas (LPG)/ Liquified Petroleum Gas (LPG)
	<i>Kerosene</i>	<i>Charcoal</i>	<i>Firewood</i>	
	Rp/Liter	Rp/Kg	Rp/Pikul= 40 kg	Rp/12 Kg
	<i>Rp/Liter</i>	<i>Rp/Kg</i>	<i>Rp/Pole= 40 kg</i>	<i>Rp/12 Kg</i>
(1)	(2)	(3)	(4)	(5)
Januari/ <i>January</i>	14.006	6.330	28.242	216.580
Februari/ <i>February</i>	14.006	6.333	28.269	215.095
Maret/ <i>March</i>	14.006	6.333	28.313	215.524
April/ <i>April</i>	14.006	6.333	28.391	215.608
Mei/ <i>May</i>	14.006	6.332	28.391	215.608
Juni/ <i>June</i>	14.006	6.338	28.391	215.641
Juli/ <i>July</i>	14.006	6.374	28.487	215.726
Agustus/ <i>August</i>	14.006	6.395	28.487	215.809
September/ <i>September</i>	14.006	6.396	28.487	215.860
Oktober/ <i>October</i>	14.006	6.396	28.487	215.860
November/ <i>November</i>	14.060	6.396	28.548	215.963
Desember/ <i>December</i>	14.132	6.396	28.548	215.879
Rata-Rata/ <i>Average</i>	14.021	6.363	28.420	215.763

## Lampiran 3.2

Harga Konsumen Perdesaan Subdivisi Pemeliharaan, Perbaikan, dan Keamanan Tempat Tinggal/Perumahan, 2023

## Appendix

*Rural Consumer Prices Subdivision of Residential/Housing Maintenance, Repair and Security, 2023*

Bulan Month	Bambu Tua <i>Old Bamboo</i>	Kayu Balok <i>Wooden Beams</i>	Seng Plat <i>Zinc Plate</i>	Seng Gelombang <i>Zinc Wave</i>	Genteng Biasa <i>Roof Tile</i>	Asbes  <i>Asbestos</i>
	Rp/Batang	Rp/Batang	Rp/Meter	Rp/Lembar= 1,5 m	Rp/10 Buah	Rp/Le mbar = 1,5 m
	<i>Rp/Bar</i>	<i>Rp/Bar</i>	<i>Rp/Meter</i>	<i>Rp/Sheet= 1,5 m</i>	<i>Rp/10 Pieces</i>	<i>Rp/She et = 1,5 m</i>
(1)	(2)	(3)	(4)	(5)	(6)	(7)
Januari/ <i>January</i>	20.371	125.285	42.906	80.921	21.857	50.681
Februari/ <i>February</i>	20.498	125.191	42.977	80.903	21.935	50.792
Maret/ <i>March</i>	20.550	125.259	43.068	81.024	21.990	50.848
April/ <i>April</i>	20.574	125.204	43.110	81.079	21.977	50.902
Mei/ <i>May</i>	20.733	125.447	43.193	81.264	22.117	50.921
Juni/ <i>June</i>	20.734	125.569	43.198	81.237	22.161	51.051
Juli/ <i>July</i>	20.777	125.605	43.198	81.164	22.212	51.241
Agustus/ <i>August</i>	20.914	125.821	43.178	81.036	22.253	51.250
September/ <i>September</i>	21.079	125.870	43.253	81.316	22.248	51.199
Oktober/ <i>October</i>	21.131	126.072	43.213	81.210	22.323	51.286
November/ <i>November</i>	21.153	126.464	43.356	81.046	22.344	51.373
Desember/ <i>December</i>	21.148	126.546	43.410	80.869	22.333	51.499
Rata-Rata/ <i>Average</i>	20.805	125.694	43.172	81.089	22.146	51.087

## Lanjutan lampiran 3.2

## Continued Appendix

Bulan <i>Month</i>	Batu Bata	Kaca Polos	Papan	Pasir/	Semen	Batako
	<i>Brick</i>	<i>Plain Glass</i>	<i>Wooden Board</i>	<i>Sand</i>	<i>Cement</i>	<i>Batako</i>
	Rp/Buah	Rp/M2	Rp/Lem- bar	Rp/M3	Rp/Zak = 50 Kg	Rp/Buah
	<i>Rp/Piece</i>	<i>Rp/M2</i>	<i>Rp/Sheet</i>	<i>Rp/M3</i>	<i>Rp/Zak = 50 Kg</i>	<i>Rp/Piece</i>
(1)	(8)	(9)	(10)	(11)	(12)	(13)
Januari/ <i>January</i>	1.065	107.030	48.532	270.154	63.286	3.984
Februari/ <i>February</i>	1.067	107.708	48.172	270.494	63.364	3.998
Maret/ <i>March</i>	1.070	107.892	48.254	270.277	63.371	4.009
April/ <i>April</i>	1.073	108.235	48.254	270.951	63.334	4.012
Mei/ <i>May</i>	1.077	108.132	48.368	272.121	63.272	4.026
Juni/ <i>June</i>	1.079	107.966	48.475	273.013	63.261	4.027
Juli/ <i>July</i>	1.077	108.073	48.532	273.643	63.328	4.026
Agustus/ <i>August</i>	1.077	108.187	48.838	274.235	63.350	4.039
September/ <i>September</i>	1.076	108.330	48.934	275.695	63.392	4.044
Oktober/ <i>October</i>	1.076	108.565	49.324	276.317	63.298	4.044
November/ <i>November</i>	1.079	108.530	49.454	277.512	63.278	4.063
Desember/ <i>December</i>	1.082	108.601	49.747	278.206	63.121	4.075
Rata-Rata/ <i>Average</i>	1.075	108.104	48.740	273.552	63.305	4.029

Lanjutan lampiran 3.2

*Continued Appendix*

Bulan Month	Cat Kayu	Cat Tembok	Triplek	Paku	Keramik	Upah Tukang Bukan Mandor
	<i>Wood Paint</i>	<i>Wall Paint</i>	<i>Plywood</i>	<i>Nail</i>	<i>Ceramics</i>	<i>Non Foreman Wages</i>
	Rp/Kg	Rp/5 Kg	Rp/Lem bar	Rp/Kg	Rp/M <sup>2</sup>	Rp/Org/ Hari
(1)	(14)	(15)	(16)	(17)	(18)	(19)
Januari/ <i>January</i>	68.740	133.854	60.546	20.287	50.031	91.940
Februari/ <i>February</i>	69.067	134.741	60.527	20.380	50.107	92.164
Maret/ <i>March</i>	69.283	135.091	60.657	20.407	50.093	92.282
April/ <i>April</i>	69.639	135.625	60.629	20.410	50.117	92.399
Mei/ <i>May</i>	69.769	135.814	60.670	20.399	50.070	92.557
Juni/ <i>June</i>	69.986	136.092	60.753	20.373	50.068	92.802
Juli/ <i>July</i>	70.067	136.127	60.812	20.380	50.085	92.898
Agustus/ <i>August</i>	70.281	136.399	60.926	20.436	50.093	93.251
September/ <i>September</i>	70.439	136.545	60.803	20.427	50.096	93.338
Oktober/ <i>October</i>	70.733	137.054	60.727	20.351	50.007	93.462
November/ <i>November</i>	70.859	137.258	60.878	20.356	50.159	93.575
Desember/ <i>December</i>	70.912	137.489	60.920	20.376	50.116	93.718
Rata-Rata/ <i>Average</i>	69.981	136.007	60.737	20.382	50.087	92.866

Lampiran 3.3      Harga Konsumen Perdesaan Subdivisi Sewa dan  
Kontrak Rumah, 2023  
*Appendix*            *Rural Consumer Prices Subdivision of Rent and House  
Contract, 2023*

Bulan <i>Month</i>	Kontrak Rumah <i>Home Contract</i>
	Rp/Tahun <i>Rp/Year</i>
(1)	(2)
Januari/ <i>January</i>	2.776.616
Februari/ <i>February</i>	2.783.560
Maret/ <i>March</i>	2.783.560
April/ <i>April</i>	2.791.329
Mei/ <i>May</i>	2.795.726
Juni/ <i>June</i>	2.795.726
Juli/ <i>July</i>	2.802.718
Agustus/ <i>August</i>	2.813.786
September/ <i>September</i>	2.817.849
Oktober/ <i>October</i>	2.817.849
November/ <i>November</i>	2.817.849
Desember/ <i>December</i>	2.817.849
Rata-Rata/ <i>Average</i>	2.801.201

<b>Lampiran 4</b>	<b>Kelompok Perlengkapan, Peralatan Dan Pemeliharaan Rutin Rumah Tangga</b>
<i>Appendix</i>	<i>Furnishings, Household Equipment, and Routine Household Maintenance Division</i>
Lampiran 4.1	Harga Konsumen Perdesaan Kelas Furnitur, Perlengkapan, dan Karpet, 2023
<i>Appendix</i>	<i>Rural Consumer Prices Class of Furniture, Equipment, and Carpets, 2023</i>

Bulan <i>Month</i>	Tikar
	<i>Mat</i>
	Rp/Helai <i>Rp/Sheet</i>
(1)	(2)
Januari/ <i>January</i>	73.869
Februari/ <i>February</i>	74.156
Maret/ <i>March</i>	74.730
April/ <i>April</i>	75.550
Mei/ <i>May</i>	75.715
Juni/ <i>June</i>	75.278
Juli/ <i>July</i>	75.278
Agustus/ <i>August</i>	75.278
September/ <i>September</i>	75.332
Oktober/ <i>October</i>	75.247
November/ <i>November</i>	75.514
Desember/ <i>December</i>	75.552
Rata-Rata/ <i>Average</i>	75.125

Lampiran 4.2      Harga Konsumen Perdesaan Kelas Peralatan Kecil  
Rumah Tangga, 2023  
*Appendix            Rural Consumer Prices Class of Small Household  
Appliances, 2023*

Bulan <i>Month</i>	Setrika Listrik
	<i>Electric Iron</i>
	Rp/Buah
	<i>Rp/Piece</i>
(1)	(2)
Januari/ <i>January</i>	200.828
Februari/ <i>February</i>	201.308
Maret/ <i>March</i>	201.453
April/ <i>April</i>	201.517
Mei/ <i>May</i>	202.006
Juni/ <i>June</i>	202.254
Juli/ <i>July</i>	202.557
Agustus/ <i>August</i>	202.557
September/ <i>September</i>	202.877
Oktober/ <i>October</i>	203.247
November/ <i>November</i>	203.517
Desember/ <i>December</i>	204.009
Rata-Rata/ <i>Average</i>	202.344



Lampiran 4.3 Harga Konsumen Perdesaan Kelas Barang Pecah Belah, Peralatan Makan Minum, dan Perlengkapan Rumah Tangga, 2023  
*Appendix Rural Consumer Prices Class of Glassware, Drinkware, and Household Appliances, 2023*

Bulan <i>Month</i>	Pisau	Sendok	Gelas Minum	Piring	Panci Alumini- um	Penggoreng- an Alumuni- um
	<i>Knife</i>	<i>Spoon</i>	<i>Glass</i>	<i>Plate</i>	<i>Alumini- um Pot</i>	<i>Aluminium Frying Pan</i>
	Rp/Buah <i>Rp/Piece</i>	Rp/Lusin <i>Rp/Dozen</i>	Rp/Buah <i>Rp/Piece</i>	Rp/Buah <i>Rp/Piece</i>	Rp/Buah <i>Rp/Piece</i>	Rp/Buah <i>Rp/Piece</i>
(1)	(2)	(3)	(4)	(5)	(6)	(7)
Januari/ <i>January</i>	8.419	25.452	3.137	7.107	49.081	50.986
Februari/ <i>February</i>	8.419	25.492	3.140	7.109	49.143	50.993
Maret/ <i>March</i>	8.419	25.596	3.149	7.113	49.171	50.993
April/ <i>April</i>	8.462	25.600	3.161	7.146	49.348	51.127
Mei/ <i>May</i>	8.471	25.593	3.158	7.156	49.488	51.179
Juni/ <i>June</i>	8.509	25.684	3.172	7.189	49.488	51.283
Juli/ <i>July</i>	8.532	25.713	3.178	7.198	49.539	51.419
Agustus/ <i>August</i>	8.559	25.713	3.179	7.195	49.656	51.553
September/ <i>September</i>	8.581	25.731	3.190	7.208	49.871	51.625
Oktober/ <i>October</i>	8.598	25.745	3.194	7.219	49.871	51.667
November/ <i>November</i>	8.626	25.745	3.200	7.216	49.854	51.697
Desember/ <i>December</i>	8.691	25.769	3.218	7.226	49.929	51.712
Rata-Rata/ <i>Average</i>	8.524	25.653	3.173	7.173	49.537	51.353

Lampiran 4.4 Harga Konsumen Perdesaan Kelas Barang-barang Rumah Tangga yang Tidak Tahan Lama, 2023  
*Appendix Rural Consumer Prices Class of Non-durable Household Goods, 2023*

Bulan <i>Month</i>	Sabun Cream/ Colek	Deterjen Bubuk/ Bubuk	Obat Nyamuk Bakar	Obat Nyamuk Cream	Pemutih	Sapu
	<i>Cream Soap</i>	<i>Detergent</i>	<i>Mosquito Coils</i>	<i>Mosquito Repellent Cream</i>	<i>Whitener</i>	<i>Broom</i>
	Rp/Sachet <i>Rp/Sachet</i>	Rp/Kg <i>Rp/Kg</i>	Rp/Dos <i>Rp/Box</i>	Rp/Sachet <i>Rp/Sachet</i>	Rp/Botol <i>Rp/Bottle</i>	Rp/Buah <i>Rp/Piece</i>
(1)	(2)	(3)	(4)	(5)	(6)	(7)
Januari/ <i>January</i>	3.823	19.956	4.283	724	3.638	14.873
Februari/ <i>February</i>	3.833	19.988	4.296	736	3.663	14.891
Maret/ <i>March</i>	3.840	20.007	4.301	736	3.663	14.968
April/ <i>April</i>	3.844	20.025	4.306	737	3.663	15.013
Mei/ <i>May</i>	3.859	20.069	4.312	744	3.672	15.073
Juni/ <i>June</i>	3.866	20.125	4.323	744	3.682	15.096
Juli/ <i>July</i>	3.866	20.164	4.336	744	3.700	15.096
Agustus/ <i>August</i>	3.871	20.164	4.341	751	3.704	15.123
September/ <i>September</i>	3.871	20.231	4.354	751	3.712	15.125
Oktober/ <i>October</i>	3.872	20.284	4.359	752	3.715	15.125
November/ <i>November</i>	3.881	20.380	4.372	753	3.714	15.140
Desember/ <i>December</i>	3.881	20.411	4.398	754	3.745	15.263
Rata-Rata/ <i>Average</i>	3.859	20.150	4.332	744	3.689	15.065

Lampiran 4.5      Harga Konsumen Perdesaan Subkelas Linen Meja dan  
 Linen Kamar Mandi, Kelas Tekstil Rumah Tangga,  
 2023  
*Appendix*      *Rural Consumer Prices Subclass of Table Linen and  
 Bathroom Linen, Class of Household Textile, 2023*

Bulan <i>Month</i>	Handuk <i>Towel</i>
	Rp/Helai <i>Rp/Piece</i>
(1)	(2)
Januari/ <i>January</i>	44.959
Februari/ <i>February</i>	45.062
Maret/ <i>March</i>	45.157
April/ <i>April</i>	45.352
Mei/ <i>May</i>	45.481
Juni/ <i>June</i>	45.579
Juli/ <i>July</i>	45.612
Agustus/ <i>August</i>	45.583
September/ <i>September</i>	45.617
Oktober/ <i>October</i>	45.617
November/ <i>November</i>	45.779
Desember/ <i>December</i>	45.838
Rata-Rata/ <i>Average</i>	45.470

Lampiran 4.6      Harga Konsumen Perdesaan Kelas Jasa Tenaga Kerja yang Melayani Rumah Tangga, 2023  
*Appendix            Rural Consumer Prices Class of Service Labor Serving Households, 2023*

Bulan <i>Month</i>	Upah Asisten Rumah Tangga <i>Price of Wages of Housemaid</i>
(1)	Rp/Orang/Bulan <i>Rp/Person/Month</i>
Januari/ <i>January</i>	849.264
Februari/ <i>February</i>	863.543
Maret/ <i>March</i>	864.670
April/ <i>April</i>	864.670
Mei/ <i>May</i>	865.919
Juni/ <i>June</i>	867.318
Juli/ <i>July</i>	867.318
Agustus/ <i>August</i>	874.471
September/ <i>September</i>	874.471
Oktober/ <i>October</i>	874.471
November/ <i>November</i>	874.471
Desember/ <i>December</i>	875.325
Rata-Rata/ <i>Average</i>	867.993

Lampiran 4.7      Harga Konsumen Perdesaan Kelas Jasa Tenaga Kerja  
yang Melayani Rumah Tangga, 2023  
*Appendix*      *Rural Consumer Prices Class of Service Labor Serving  
Households, 2023*

Bulan <i>Month</i>	Lilin	Senter	Batu Baterai
	<i>Candle</i>	<i>Flashlight</i>	<i>Battery</i>
	Rp/Pak <i>Rp/Pack</i>	Rp/Buah <i>Rp/Piece</i>	Rp/Buah <i>Rp/Piece</i>
(1)	(2)	(3)	(4)
Januari/ <i>January</i>	7.199	23.806	5.770
Februari/ <i>February</i>	7.222	23.823	5.792
Maret/ <i>March</i>	7.233	23.823	5.800
April/ <i>April</i>	7.241	23.823	5.819
Mei/ <i>May</i>	7.241	23.823	5.827
Juni/ <i>June</i>	7.295	23.823	5.835
Juli/ <i>July</i>	7.295	23.872	5.847
Agustus/ <i>August</i>	7.317	23.872	5.847
September/ <i>September</i>	7.317	23.872	5.853
Oktober/ <i>October</i>	7.317	23.885	5.853
November/ <i>November</i>	7.349	23.986	5.859
Desember/ <i>December</i>	7.362	24.003	5.907
Rata-Rata/ <i>Average</i>	7.282	23.868	5.834

**Lampiran 5**  
**Appendix**  
Lampiran 5.1

**Kelompok Kesehatan**  
**Health Division**

Harga Konsumen Perdesaan Kelas Layanan Rawat Jalan Lainnya (Tidak Termasuk Upaya Pencegahan dan Rawat Gigi), 2023

Appendix

*Rural Consumer Prices Class of Other Outpatient Service (Excluding Prevention and Dental Care), 2023*

Bulan Month	Tarif Dokter Umum Tanpa Obat/ <i>Price of General Practitioners Without Medicine</i>	Tarif Puskesmas  <i>Price of Health Care Center</i>	Tarif Mantri Kesehatan Tanpa Obat <i>Price of Registered Nurse Without Medicine</i>
	Rp/ Pasien <i>Rp/Patient</i>	Rp/ Pasien <i>Rp/Patient</i>	Rp/ Pasien <i>Rp/Patient</i>
(1)	(2)	(3)	(4)
Januari/January	56.279	8.253	36.128
Februari/February	56.412	8.253	36.128
Maret/March	56.412	8.253	36.128
April/April	56.412	8.253	36.128
Mei/May	56.412	8.562	36.128
Juni/June	56.412	8.654	36.128
Juli/July	56.412	8.654	43.700
Agustus/August	56.412	8.654	43.700
September/September	56.412	8.654	43.700
Oktober/October	56.412	8.654	43.700
November/November	56.412	8.654	43.700
Desember/December	56.412	8.654	43.700
Rata-Rata/Average	56.401	8.513	43.662

Lampiran 5.2  
AppendixHarga Konsumen Perdesaan Kelas Obat-obatan, 2023  
*Rural Consumer Prices Class of Medicine, 2023*

Bulan Month	Obat Sakit Kepala <i>Headache Medicine</i>	Obat Sakit Perut <i>Stomach Pain Medicine</i>	Obat Batuk <i>Cough Medicine</i>	Obat Flu <i>Cold Medicine</i>
	Rp/Strip = 4 tablet <i>Rp/Strip = 4 tablets</i>	Rp/Strip = 4 tablet <i>Rp/Strip = 4 tablets</i>	Rp/Strip = 4 tablet <i>Rp/Strip = 4 tablets</i>	Rp/Strip = 4 tablet <i>Rp/Strip = 4 tablets</i>
(1)	(2)	(3)	(4)	(5)
Januari/ <i>January</i>	2.684	3.545	2.672	3.090
Februari/ <i>February</i>	2.693	3.593	2.690	3.111
Maret/ <i>March</i>	2.702	3.599	2.695	3.115
April/ <i>April</i>	2.708	3.604	2.698	3.122
Mei/ <i>May</i>	2.719	3.613	2.698	3.125
Juni/ <i>June</i>	2.728	3.617	2.698	3.128
Juli/ <i>July</i>	2.732	3.627	2.698	3.134
Agustus/ <i>August</i>	2.744	3.633	2.699	3.150
September/ <i>September</i>	2.753	3.642	2.715	3.161
Oktober/ <i>October</i>	2.761	3.655	2.730	3.179
November/ <i>November</i>	2.777	3.672	2.731	3.191
Desember/ <i>December</i>	2.800	3.677	2.759	3.207
Rata-Rata/ <i>Average</i>	2.733	3.623	2.707	3.143

**Lampiran 6**  
**Appendix**

Lampiran 6.1

Appendix

**Transportasi**  
**Transportation**

Harga Konsumen Perdesaan Kelas Angkutan Darat,  
Subdivisi Jasa Angkutan Penumpang, 2023

*Rural Consumer Prices Class of Land Transportation,  
Subdivision of Passenger Transportation Services,  
2023*

Bulan <i>Month</i>	Tarif Angkutan Bermotor dalam Kota <i>Intra-City Transportation Rate</i>
(1)	Rp/Kali/Orang <i>Rp/Times/Person</i>
Januari/ <i>January</i>	6.921
Februari/ <i>February</i>	6.951
Maret/ <i>March</i>	6.951
April/ <i>April</i>	6.951
Mei/ <i>May</i>	6.951
Juni/ <i>June</i>	6.951
Juli/ <i>July</i>	6.951
Agustus/ <i>August</i>	6.956
September/ <i>September</i>	6.961
Oktober/ <i>October</i>	6.973
November/ <i>November</i>	7.014
Desember/ <i>December</i>	7.014
Rata-Rata/ <i>Average</i>	6.962



Lampiran 6.2      Harga Konsumen Perdesaan Subdivisi Pembelian  
 Kendaraan, 2023  
*Appendix      Rural Consumer Prices Subdivision of Vehicle  
 Purchasing, 2023*

Bulan <i>Month</i>	Sepeda
	<i>Bicycle</i>
	Rp/Buah
	<i>Rp/Piece</i>
(1)	(2)
Januari/ <i>January</i>	1.437.239
Februari/ <i>February</i>	1.433.003
Maret/ <i>March</i>	1.430.896
April/ <i>April</i>	1.430.896
Mei/ <i>May</i>	1.430.896
Juni/ <i>June</i>	1.436.126
Juli/ <i>July</i>	1.433.789
Agustus/ <i>August</i>	1.422.739
September/ <i>September</i>	1.422.739
Oktober/ <i>October</i>	1.422.739
November/ <i>November</i>	1.422.739
Desember/ <i>December</i>	1.422.739
Rata-Rata/ <i>Average</i>	1.428.878

Lampiran 6.3 Harga Konsumen Perdesaan Kelas Suku Cadang dan Aksesoris Kendaraan Pribadi, Subdivisi Pengoperasian Peralatan Transportasi Pribadi, 2023  
*Appendix Rural Consumer Prices Class of Parts and Accessories of Private Vehicles, Subdivision of Operation of Personal Transport Equipment, 2023*

Bulan <i>Month</i>	Ban Luar Sepeda	Ban Dalam Motor	Ban Luar Motor
	<i>Bicycle Tire</i>	<i>Motorcycle Inner Tube</i>	<i>Motorcycle Tire</i>
	Rp/Buah	Rp/Buah	Rp/Buah
	<i>Rp/Piece</i>	<i>Rp/Piece</i>	<i>Rp/Piece</i>
(1)	(3)	(4)	(5)
Januari/ <i>January</i>	53.538	37.432	175.654
Februari/ <i>February</i>	53.708	37.636	176.347
Maret/ <i>March</i>	53.832	37.648	176.665
April/ <i>April</i>	53.832	37.678	177.100
Mei/ <i>May</i>	53.832	37.827	177.520
Juni/ <i>June</i>	53.856	37.861	177.747
Juli/ <i>July</i>	53.864	37.985	178.387
Agustus/ <i>August</i>	53.864	38.026	178.588
September/ <i>September</i>	53.915	38.108	179.146
Oktober/ <i>October</i>	53.958	38.137	179.638
November/ <i>November</i>	54.531	38.525	180.390
Desember/ <i>December</i>	54.477	38.678	181.010
Rata-Rata/ <i>Average</i>	53.934	37.962	178.183

Lampiran 6.4 Harga Konsumen Perdesaan Kelas Bahan Bakar dan Pelumas Kendaraan Pribadi, Subdivisi Pengoperasian Peralatan Transportasi Pribadi, 2023  
*Appendix Rural Consumer Prices Private Class of Vehicle Fuel and Lubricant Operation of Personal Transportation, Subdivision of Operation of Personal Transportation Equipment, 2023*

Bulan <i>Month</i>	Bensin Eceran/ <i>Retail Fuel</i>	Oli/Pelumas <i>Lubricating Oil</i>
	Rp/Liter	Rp/Botol= 1 Liter
	<i>Rp/Liter</i>	<i>Rp/Bottle= 1 Liter</i>
(1)	(2)	(3)
Januari/ <i>January</i>	12.420	42.532
Februari/ <i>February</i>	12.399	42.609
Maret/ <i>March</i>	12.491	42.739
April/ <i>April</i>	12.496	42.976
Mei/ <i>May</i>	12.499	43.136
Juni/ <i>June</i>	12.175	43.310
Juli/ <i>July</i>	12.181	43.426
Agustus/ <i>August</i>	12.183	43.589
September/ <i>September</i>	12.491	43.811
Oktober/ <i>October</i>	12.702	43.869
November/ <i>November</i>	12.459	44.042
Desember/ <i>December</i>	12.435	44.033
Rata-Rata/ <i>Average</i>	12.411	43.339

Lampiran 6.5      Harga Konsumen Perdesaan Subdivisi Jasa Pengiriman  
Barang, 2023  
*Appendix      Rural Consumer Prices Subdivision of Freight  
Forwarding Service, 2023*

Bulan <i>Month</i>	Tarif Pengiriman
	<i>Shipping Fare</i> Rp/Bungkus <i>Rp/Wrap</i>
(1)	(2)
Januari/ <i>January</i>	12.423
Februari/ <i>February</i>	12.423
Maret/ <i>March</i>	12.423
April/ <i>April</i>	12.423
Mei/ <i>May</i>	12.423
Juni/ <i>June</i>	12.423
Juli/ <i>July</i>	12.526
Agustus/ <i>August</i>	12.526
September/ <i>September</i>	12.526
Oktober/ <i>October</i>	12.526
November/ <i>November</i>	12.526
Desember/ <i>December</i>	12.526
Rata-Rata/ <i>Average</i>	12.474

<b>Lampiran 7</b>	<b>Kelompok Informasi, Komunikasi, dan Jasa Keuangan</b>
<b>Appendix</b>	<b><i>Information, Communication, and Financial Services Division</i></b>
Lampiran 7.1	Harga Konsumen Perdesaan Divisi Informasi, Komunikasi, dan Jasa Keuangan, 2023
<i>Appendix</i>	<i>Rural Consumer Prices Division of Information, Communication, and Financial Services, 2023</i>

	Televisi
	<i>Television</i>
Bulan	Rp/Buah
<i>Month</i>	<i>Rp/Piece</i>
(1)	(2)
Januari/ <i>January</i>	1.651.767
Februari/ <i>February</i>	1.654.359
Maret/ <i>March</i>	1.654.359
April/ <i>April</i>	1.654.359
Mei/ <i>May</i>	1.654.359
Juni/ <i>June</i>	1.654.359
Juli/ <i>July</i>	1.654.359
Agustus/ <i>August</i>	1.654.359
September/ <i>September</i>	1.654.359
Oktober/ <i>October</i>	1.655.760
November/ <i>November</i>	1.655.760
Desember/ <i>December</i>	1.655.760
Rata-Rata/ <i>Average</i>	1.654.493

**Lampiran 8**

**Appendix**

Lampiran 8.1

Appendix

**Kelompok Rekreasi, Olahraga, dan Budaya**

**Recreation, Sport, and Culture Division**

Harga Konsumen Perdesaan Subdivisi Koran, Buku, dan Perlengkapan Sekolah, 2023

*Rural Consumer Prices Subdivision of Newspapers, Books, and School Supplies, 2023*

Bulan <i>Month</i>	Surat Kabar/ <i>Newspaper</i>	Buku Bacaan SD/ <i>Elementary School Textbook</i>	Buku Tulis Bergaris/ <i>Lined Notebook</i>	Penggaris Plastik/ <i>Plastic Ruler</i>
	Rp/Buah <i>Rp/Piece</i>	Rp/Buah <i>Rp/Piece</i>	Rp/Buah <i>Rp/Piece</i>	Rp/Buah <i>Rp/Piece</i>
	(1)	(2)	(3)	(4)
Januari/ <i>January</i>	4.247	43.795	4.497	2.658
Februari/ <i>February</i>	4.247	43.795	4.501	2.661
Maret/ <i>March</i>	4.247	43.795	4.509	2.671
April/ <i>April</i>	4.247	43.795	4.498	2.685
Mei/ <i>May</i>	4.247	43.795	4.504	2.687
Juni/ <i>June</i>	4.247	43.795	4.543	2.691
Juli/ <i>July</i>	4.247	44.213	4.625	2.726
Agustus/ <i>August</i>	4.247	44.213	4.668	2.743
September/ <i>September</i>	4.247	44.213	4.685	2.748
Oktober/ <i>October</i>	4.253	44.213	4.695	2.757
November/ <i>November</i>	4.253	44.213	4.729	2.757
Desember/ <i>December</i>	4.253	44.213	4.746	2.759
Rata-Rata/ <i>Average</i>	4.249	44.004	4.600	2.712

Lanjutan Lampiran  
*Continued Appendix*

8.1

Bulan <i>Month</i>	Pensil	Pulpen	Penghapus Pensil
	<i>Pencil</i>	<i>Pen</i>	<i>Eraser</i>
	Rp/Buah <i>Rp/Piece</i>	Rp/Buah <i>Rp/Piece</i>	Rp/Buah <i>Rp/Piece</i>
(1)	(6)	(7)	(8)
Januari/ <i>January</i>	3.245	2.585	2.211
Februari/ <i>February</i>	3.245	2.594	2.219
Maret/ <i>March</i>	3.248	2.600	2.232
April/ <i>April</i>	3.282	2.601	2.230
Mei/ <i>May</i>	3.282	2.601	2.236
Juni/ <i>June</i>	3.282	2.602	2.237
Juli/ <i>July</i>	3.291	2.606	2.247
Agustus/ <i>August</i>	3.315	2.607	2.248
September/ <i>September</i>	3.317	2.607	2.252
Oktober/ <i>October</i>	3.320	2.612	2.253
November/ <i>November</i>	3.328	2.625	2.261
Desember/ <i>December</i>	3.326	2.625	2.257
Rata-Rata/ <i>Average</i>	3.290	2.606	2.240

**Lampiran 9**                      **Kelompok Penyediaan makanan dan minuman/restoran**  
**Appendix**                      **Provision Food and Beverages/Restaurants Division**  
 Lampiran 9.1                      Harga Konsumen Perdesaan Kelas Restoran, Kafe, dan Sejenisnya, 2023  
 Appendix                              *Rural Consumer Prices Class of Restaurant, Cafe, and Its Kind, 2023*

Bulan Month	Makanan Ringan Anak-anak <i>Children's Snack</i>	Gado-gado <i>Gado-gado</i>	Bubur Kacang Hijau <i>Green Bean Poridge</i>	Mie Bakso <i>Noodle with Meatball</i>	Mie Ayam <i>Noodle with Chicken</i>
	Rp/Bungkus	Rp/Porsi	Rp/Porsi	Rp/Porsi	Rp/Porsi
	<i>Rp/Pack</i>	<i>Rp/Serving</i>	<i>Rp/Serving</i>	<i>Rp/Serving</i>	<i>Rp/Serving</i>
	(1)	(2)	(3)	(4)	(5)
Januari/ <i>January</i>	1.393	7.060	5.051	11.901	8.981
Februari/ <i>February</i>	1.393	7.158	5.090	11.926	9.046
Maret/ <i>March</i>	1.393	7.158	5.090	11.937	9.046
April/ <i>April</i>	1.394	7.158	5.096	11.980	9.068
Mei/ <i>May</i>	1.394	7.158	5.096	12.012	9.109
Juni/ <i>June</i>	1.394	7.158	5.111	12.075	9.126
Juli/ <i>July</i>	1.394	7.158	5.124	12.133	9.145
Agustus/ <i>August</i>	1.394	7.179	5.124	12.142	9.145
September/ <i>September</i>	1.394	7.179	5.130	12.142	9.153
Oktober/ <i>October</i>	1.398	7.216	5.130	12.170	9.205
November/ <i>November</i>	1.398	7.289	5.130	12.210	9.217
Desember/ <i>December</i>	1.410	7.329	5.146	12.210	9.217
Rata-Rata/ <i>Average</i>	1.396	7.183	5.110	12.070	9.121



**Lampiran 10**  
**Appendix**  
Lampiran 10.1

*Appendix*

**Perawatan pribadi dan jasa lainnya**  
***Personal Care and Miscellaneous services***

Harga Konsumen Perdesaan Subdivisi Perawatan Pribadi Lainnya, 2023

*Rural Consumer Prices Subdivisions of Other Personal Care, 2023*

Bulan <i>Month</i>	Pasta Gigi/	Sabun Mandi/	Bedak/	Tarif Gunting Rambut/	Tarif Gunting Rambut Wanita
	<i>Tooth Paste</i>	<i>Bath Soap</i>	<i>Beauty Powder</i>	<i>Price of Haircut Fare</i>	<i>Women's Haircut Fare</i>
	Rp/Tube	Rp/Kemasan	Rp/Bungkus Plastik	Rp/Kepala	Rp/Kepala
	<i>Rp/Tube</i>	<i>Rp/Packag- ing</i>	<i>Rp/Plastic Wrap</i>	<i>Rp/Head</i>	<i>Rp/Head</i>
(1)	(2)	(3)	(4)	(5)	
Januari/ <i>January</i>	5.053	3.331	2.914	11.382	15.396
Februari/ <i>February</i>	5.095	3.345	2.926	11.476	15.447
Maret/ <i>March</i>	5.103	3.359	2.935	11.526	15.625
April/ <i>April</i>	5.112	3.365	2.941	11.562	15.652
Mei/ <i>May</i>	5.114	3.384	2.942	11.592	15.850
Juni/ <i>June</i>	5.139	3.402	2.946	11.605	15.878
Juli/ <i>July</i>	5.159	3.414	2.950	11.624	15.941
Agustus/ <i>August</i>	5.176	3.423	2.971	11.680	15.966
September/ <i>September</i>	5.205	3.426	2.986	11.693	15.966
Oktober/ <i>October</i>	5.219	3.431	3.006	11.723	15.996
November/ <i>November</i>	5.242	3.448	3.044	11.740	15.996
Desember/ <i>December</i>	5.243	3.460	3.068	11.740	15.996
Rata-Rata/ <i>Average</i>	5.155	3.399	2.969	11.612	15.809

Lanjutan Lampiran 10.1  
 Continued Appendix

Bulan Month	Lipstik/ <i>Lipstick</i>	Shampo/ <i>Shampoo</i>	Emas Perhiasan/ <i>Gold Jewelry</i>	Korek Api/ <i>Matches</i>	Tarif Fotocopy/ <i>Photocopy Fare</i>
	Rp/Buah <i>Rp/Piece</i>	Rp/Botol <i>Rp/Bottle</i>	Rp/Gram <i>Rp/Gram</i>	Rp/Kotak <i>Rp/Box</i>	Rp/Lembar <i>Rp/Sheet</i>
(1)	(6)	(7)	(8)	(9)	(10)
Januari/ <i>January</i>	19.900	11.258	608.228	2.226	320
Februari/ <i>February</i>	20.011	11.293	609.976	2.232	323
Maret/ <i>March</i>	20.011	11.308	616.750	2.232	323
April/ <i>April</i>	20.011	11.308	621.983	2.234	323
Mei/ <i>May</i>	20.011	11.387	624.400	2.230	324
Juni/ <i>June</i>	20.095	11.418	626.310	2.232	326
Juli/ <i>July</i>	20.143	11.430	630.016	2.234	328
Agustus/ <i>August</i>	20.143	11.445	629.167	2.256	328
September/ <i>September</i>	20.143	11.460	627.448	2.256	332
Oktober/ <i>October</i>	20.143	11.479	629.554	2.256	333
November/ <i>November</i>	20.143	11.534	633.373	2.269	336
Desember/ <i>December</i>	20.335	11.548	637.580	2.253	336
Rata-Rata/ <i>Average</i>	20.091	11.406	624.565	2.242	328



**ST 2023**

**SENSUS PERTANIAN**

**#BerAKHLAK**

Berorientasi Pelayanan Akuntabel Kompeten  
Harmonis Loyal Adaptif Kolaboratif

**#bangga  
melayani  
bangsa**

# DATA

## MENCERDASKAN BANGSA

— *Enlighten The Nation* —



**BADAN PUSAT STATISTIK  
PROVINSI JAWA TENGAH**

Jl. Pahlawan No. 6 Semarang 50241  
Telp. 024 - 8412802, 8412804, 8412805 Fax. 024 - 8311195  
Homepage: <http://jateng.bps.go.id> E-mail: [jateng@bps.go.id](mailto:jateng@bps.go.id)

<https://jateng.bps.go.id>