



Katalog : 8202019

**BULETIN  
STATISTIK PERDAGANGAN LUAR NEGERI**

**EKSPOR**

**MENURUT HARMONIZED SYSTEM  
MARET 2021**



**BADAN PUSAT STATISTIK**

**BULETIN  
STATISTIK PERDAGANGAN LUAR NEGERI**

**EKSPOR**

**MENURUT HARMONIZED SYSTEM  
MARET 2021**



# Buletin Statistik Perdagangan Luar Negeri Ekspor Menurut HS, Maret 2021

**ISSN** : 2745-3987

**No. Publikasi**: 06100.2124

**Katalog**: 8202019

**Ukuran Buku**: -

**Jumlah Halaman**: vi + 203 halaman

**Naskah** t:

**Direktorat Statistik Distribusi**

**Penyunting**:

**Direktorat Statistik Distribusi**

**Desain Kover oleh**:

**Direktorat Diseminasi Statistik**

**Penerbit**:

© BPS RI

**Sumber Ilustrasi**: -

Dilarang mengumumkan, mendistribusikan, mengkomunikasikan, dan/atau menggandakan sebagian atau seluruh isi buku ini untuk tujuan komersial tanpa izin tertulis dari Badan Pusat Statistik

## KATA PENGANTAR

Buletin Statistik Perdagangan Luar Negeri Ekspor yang diterbitkan secara bulanan memuat data ekspor menurut 21 kelompok penggolongan barang, HS (*Harmonized System*) 2 digit, HS 8 digit, Negara Tujuan Ekspor, Provinsi, dan Pelabuhan Muat yang dirinci menurut Berat Bersih dan Nilai FOB. Buletin terbitan kali ini menyajikan data bulan Maret 2021 serta kumulatif bulan Januari sampai Maret 2021.

Buletin ini juga menyajikan gambaran singkat tentang perbandingan, pertumbuhan, dan peranan data ekspor menurut rincian diatas, serta data pokok yang cukup dominan atau yang mengalami perubahan signifikan. Diharapkan data ekspor ini dapat digunakan sebagai dasar evaluasi dan kajian perkembangan ekspor Indonesia.

Kepada para pengguna data, saran dan kritik yang bersifat konstruktif demi penyempurnaan publikasi ini, sangat diharapkan. Kiranya usaha BPS untuk meningkatkan pelayanan dan pemasyarakatan statistik (khususnya data Statistik Ekspor) dapat dilaksanakan secara baik dan berkesinambungan.

Jakarta, Mei 2021

Kepala Badan Pusat Statistik



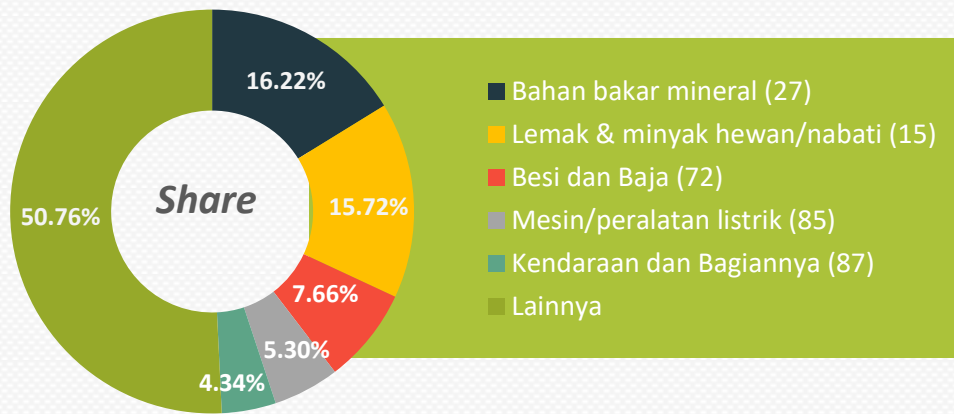
**Dr. Suhariyanto**

## DAFTAR ISI

	Halaman / Page
Kata Pengantar .....	iii
Daftar Isi .....	iv
Penjelasan.....	1-3
Ringkasan .....	4-10
Tabel-Tabel	
Tabel      1. Ekspor Indonesia Menurut 21 Golongan Barang.....	11
Tabel      2. Ekspor Indonesia Menurut Kode HS 2 digit .....	12-14
Tabel      3. Ekspor Indonesia Menurut Komoditi (Kode HS 8 digit) .....	15-194
Tabel      4. Ekspor Indonesia Menurut Negara Tujuan.....	195-198
Tabel      5. Ekspor Indonesia Menurut Provinsi dan Pelabuhan Muat..	199-203

**EKSPOR INDONESIA  
MENURUT  
HARMONIZED SYSTEM**

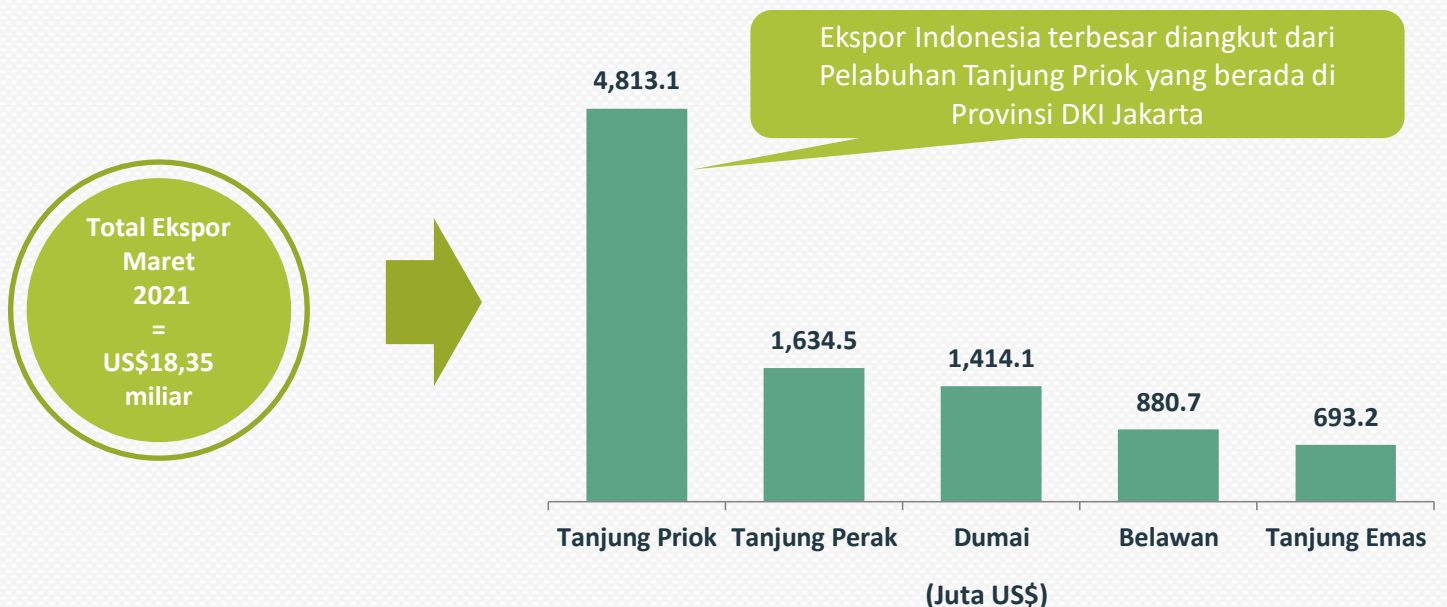
**MARET  
2021**



**EKSPOR KE BEBERAPA NEGARA UTAMA**



**EKSPOR DARI BEBERAPA PELABUHAN UTAMA**





## **PENJELASAN**

### **A. PENDAHULUAN**

Penyajian buku publikasi Buletin Statistik Perdagangan Luar Negeri Ekspor menurut HS Maret 2021 terdiri dari :

- Bagian ulasan yang menjelaskan tentang ringkasan ekspor Indonesia dari sisi migas dan nonmigas, perkembangan nilai ekspor Indonesia (FOB), ekspor Indonesia menurut negara tujuan utama, ekspor golongan barang HS 2 digit utama, ekspor Indonesia menurut pelabuhan muat utama tiap provinsi.
- Bagian lampiran yang berisi Tabel 1. Ekspor Indonesia Menurut 21 Golongan Barang, Tabel 2. Ekspor Indonesia Menurut Kode HS 2 Digit, Tabel 3. Ekspor Indonesia Menurut Komoditi (Kode HS 8 Digit), Tabel 4. Ekspor Indonesia Menurut Negara Tujuan dan Tabel 5. Ekspor Indonesia Menurut Provinsi dan Pelabuhan Muat.

### **B. DAERAH PENCATATAN**

Daerah pencatatan statistik dalam publikasi ini meliputi seluruh wilayah Republik Indonesia.

### **C. SUMBER DATA**

Data Ekspor dikumpulkan berdasarkan dokumen ekspor atau Pemberitahuan Ekspor Barang (PEB) yang diisi oleh Eksportir dan telah diberikan ijin muat oleh Kantor Pelayanan Bea dan Cukai, selanjutnya dikirim ke Badan Pusat Statistik (BPS) dan Bank Indonesia (BI). Sejak tahun 2015, sumber data lainnya adalah catatan instansi lain, PT. POS Indonesia, dan survei ekspor perbatasan laut.



#### **D. SISTEM PERDAGANGAN**

Pencatatan Statistik Perdagangan Luar Negeri menggunakan sistem perdagangan umum (*General Trade*) dimana pencatatan dilakukan dari dokumen PEB dan non PEB yang dimuat dari pelabuhan di seluruh wilayah Indonesia termasuk kawasan berikat.

#### **E. RUANG LINGKUP**

Pencatatan Statistik Ekspor meliputi seluruh barang yang keluar dari wilayah Republik Indonesia, baik yang bersifat komersial maupun bukan komersial seperti bantuan barang kredit lunak, hadiah dan sebagainya.

- a. Ekspor kapal laut dan pesawat udara termasuk dalam statistik ekspor sedangkan ekspor bunker oil untuk kapal tidak tercatat dalam publikasi ini.
- b. Barang-barang yang diolah di luar negeri tetap dicatat sebagai ekspor, meskipun hasil olahan barang tersebut akan kembali masuk ke wilayah Indonesia.
- c. Barang-barang berikut ini tidak termasuk dalam statistik ekspor, yaitu : pakaian dan barang-barang perhiasan penumpang, barang-barang yang dikirim untuk perwakilan Indonesia di luar negeri, barang-barang untuk ekspedisi dan ekshibisi/pameran, pembungkus/peti kemas untuk diisi di luar negeri, uang dan surat-surat berharga, barang-barang contoh dan barang-barang yang dikirim ke luar negeri untuk diperbaiki.

#### **F. SISTEM PENGOLAHAN**

Data dalam publikasi ini mencakup dokumen-dokumen ekspor periode pencatatan Maret 2021 yang diterima Badan Pusat Statistik, yang terdiri dari dokumen kepabeanaan (PEB) dan dokumen dari sumber lainnya (non PEB).

## **G. KLASIFIKASI JENIS BARANG**

Penggolongan barang di dalam publikasi periode Maret 2021 ini menggunakan Klasifikasi menurut Buku Tarif Kepabeanan Indonesia 2017 (BTKI-2017) yang didasarkan atas *Harmonized System* (HS) merupakan pembaruan dari BTKI tahun 2012. Versi yang terakhir ini mengalami perubahan yang relatif besar dibanding sistem pengkodean versi sebelumnya yaitu penggolongan barang dari 10 digit menjadi 8 digit serta perubahan pada penggolongan/pengelompokan barang maupun pendefinisianya.

## **H. PERIODE REFERENSI**

Periode penentuan ekspor adalah tanggal diberikannya izin muat barang tersebut oleh pejabat Kantor Pelayanan Bea dan Cukai setelah diadakan pemeriksaan seperlunya.

## **I. NILAI BARANG**

Nilai barang yang dicatat untuk Statistik Ekspor adalah nilai FOB (dolar AS).

## **J. SATUAN BARANG**

Sejak tahun 1975 ekspor disajikan dalam berat bersih (kg).

## **K. NEGARA TUJUAN**

Yang dimaksud dengan negara tujuan adalah negara tujuan akhir (*last known destination*) yang diketahui dimana barang tersebut akan dikonsumsi atau diperdagangkan.

## **L. PELABUHAN MUAT**

Yang dimaksud dengan pelabuhan muat ekspor adalah pelabuhan muat dimana surat izin muat ekspor tersebut dikeluarkan.

## RINGKASAN

Ekspor Indonesia pada bulan Maret 2021 mencapai nilai US\$18.354,4 juta dengan volume 50.554,1 ribu ton, yang terdiri dari US\$908,0 juta hasil ekspor minyak dan gas (migas) dan US\$17.446,5 juta hasil ekspor komoditi nonmigas.

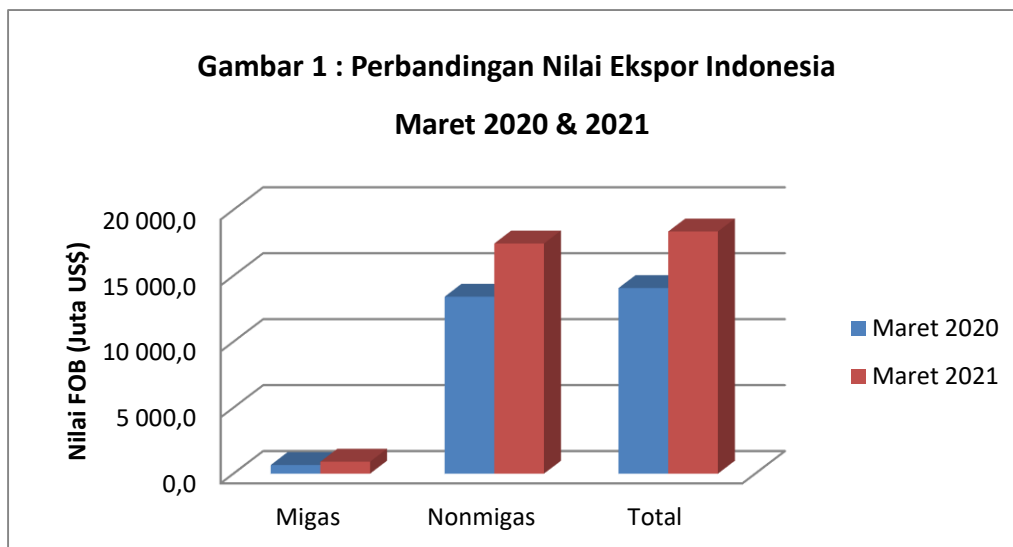
Dibandingkan periode yang sama tahun 2020, nilai ekspor naik US\$4.286,5 juta, karena ada peningkatan ekspor dari kelompok migas sebesar US\$254,6 juta atau naik 30,47 persen dibanding nilai ekspor Maret 2020. Demikian juga ekspor nonmigas mengalami peningkatan sebesar US\$4.031,9 juta.

Dengan demikian, dapat dilihat bahwa penerimaan dari sektor migas menunjukkan peningkatan yang cukup

besar. Walaupun kebijakan pemerintah lebih mengutamakan produksi migas digunakan untuk memenuhi kebutuhan dalam negeri akan tetapi nilai ekspornya meningkat dibanding periode yang sama tahun 2020. Demikian juga pada ekspor nonmigas, meningkat kinerjanya dibandingkan nilai ekspor nonmigas periode yang sama pada tahun 2020.

Peningkatan pada nilai ekspor migas diakibatkan karena meningkatnya ekspor minyak mentah dan hasil minyak.

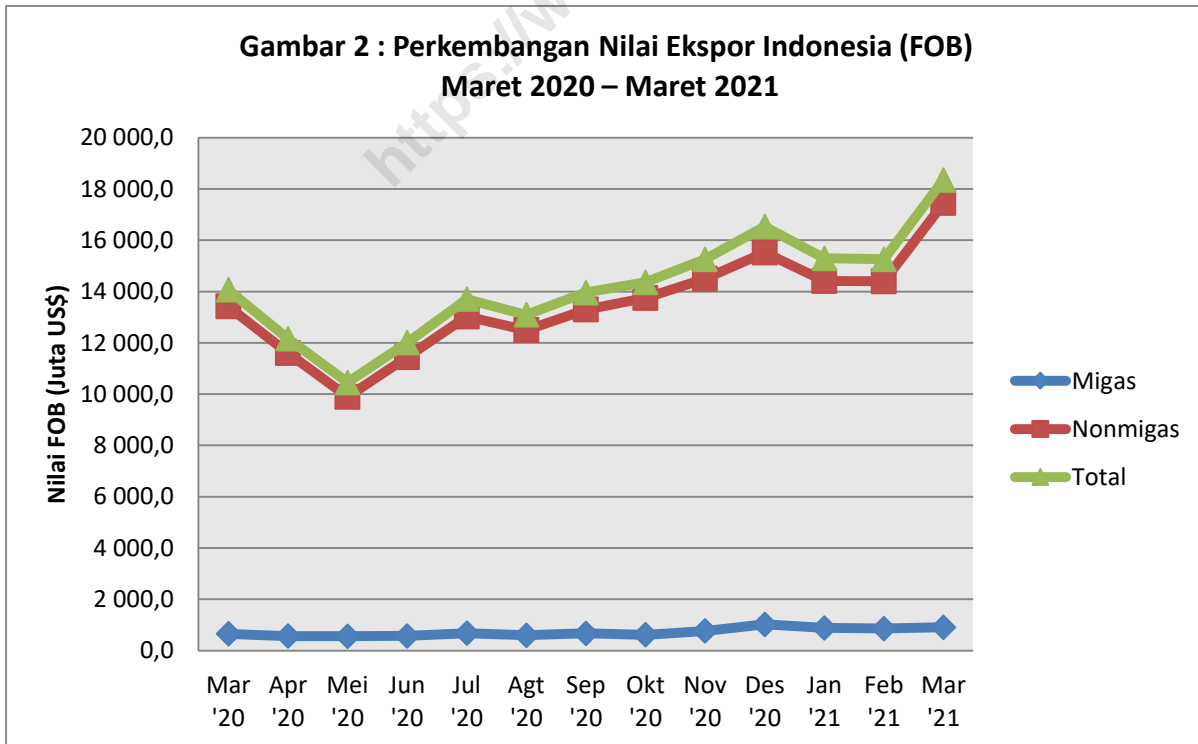
Harga minyak mentah Indonesia pada bulan Maret 2021 sebesar US\$60,50 per barelnya, naik sebesar US\$26,27 per barel dibandingkan bulan Maret 2020.



Pada Gambar 1 ditampilkan perbandingan nilai ekspor periode Maret 2020 dan 2021. Sedangkan trend perkembangannya dari bulan Maret 2020 sampai dengan Maret 2021 disajikan pada Gambar 2. Nilai ekspor kelompok migas pada Maret 2020 senilai US\$653,4 juta yang terdiri dari minyak mentah, hasil minyak dan gas masing-masing senilai US\$51,9 juta, US\$98,8 juta dan US\$502,7 juta. Sedangkan pada Maret 2021 untuk kelompok migas secara keseluruhan memberikan sumbangan nilai ekspor sebesar US\$908,0 juta atau mengalami peningkatan sebesar US\$254,6 juta dibandingkan dengan

periode yang sama tahun 2020 dengan rincian, minyak mentah US\$314,1 hasil minyak US\$160,3 juta dan gas US\$433,5 juta.

Nilai ekspor untuk kelompok nonmigas yang terdiri dari hasil pertanian, hasil industri pengolahan serta hasil tambang dan lainnya pada bulan Maret 2020 masing-masing US\$315,1 juta, US\$11.119,3 juta, dan US\$ 1.980,2 juta. Sementara itu pada periode Maret 2021 masing-masing mencapai US\$395,2 juta, US\$14.835,2 juta, dan US\$2.216,0 juta.



Sumber : dokumen PEB, non PEB, diolah

Nilai ekspor Indonesia Maret 2021 mencapai US\$18,35 miliar atau naik sebesar 20,31 persen dibanding ekspor Februari 2021, dan naik sebesar 30,47 persen dibanding ekspor Maret 2020.

Ekspor nonmigas Maret 2021 mencapai US\$17,45 miliar atau naik sebesar 21,19 persen dibanding nilai ekspor nonmigas Februari 2021, dan naik 30,06 persen dibanding ekspor nonmigas Maret 2020.

Dipandang dari negara tujuan ekspor utama (Tabel A) ekspor ke Tiongkok Maret 2021 mencapai angka terbesar yaitu US\$3,86 miliar, disusul Amerika Serikat US\$2,07 miliar dan Jepang US\$1,44 miliar, dengan kontribusi ketiganya mencapai 40,19 persen. Untuk negara utama, peningkatan terjadi pada ekspor ke Tiongkok dengan peningkatan sebesar US\$1.767,5 juta, Amerika Serikat dengan peningkatan sebesar US\$504,7 juta dan Malaysia dengan peningkatan sebesar US\$313,7 juta. Untuk ekspor ke Uni Eropa (27 negara) sebesar US\$1,47 miliar, menunjukkan peningkatan ekspor dibandingkan dengan nilai ekspor pada periode yang sama tahun 2020.

Dari Tabel A juga terlihat adanya penurunan nilai pada negara tujuan utama, terbesar antara lain Singapura dengan persentase penurunan 12,58 persen, dan

Belanda dengan persentase penurunan 7,22 persen.

Pada Tabel B ekspor golongan barang HS 2 digit utama terlihat bahwa sebagian nilai ekspor mengalami peningkatan. Peningkatan terbesar terjadi pada lemak & minyak hewan/nabati sebesar US\$1.268,3 juta yang merupakan komoditi ekspor terbesar ke-2 pada Maret 2021 dan pada tahun 2020.

Sedangkan penurunan terbesar ekspor golongan barang HS 2 digit utama Maret 2021 terjadi pada perhiasan/permata sebesar US\$393,8 juta yang merupakan komoditi ekspor terbesar ke-10 pada Maret 2021 dan terbesar ke-3 pada Maret 2020.

Menurut sektor, ekspor hasil industri pengolahan Maret 2021 naik sebesar 33,42 persen dibanding ekspor hasil industri pengolahan periode yang sama tahun 2020, ekspor hasil tambang & lainnya naik sebesar 11,91 persen, serta ekspor hasil pertanian naik sebesar 25,42 persen.

Berdasarkan Tabel C total ekspor Indonesia menurut provinsi pelabuhan muat, ekspor Indonesia terbesar pada Maret 2021 berasal dari DKI (daerah khusus ibukota) Jakarta dengan nilai US\$5,57 miliar (30,35 persen), diikuti Jawa Timur sebesar US\$2,01 miliar (10,93 persen) dan Riau sebesar US\$1,79 miliar (9,76 persen).

**Tabel A. Total Ekspor Indonesia Menurut Negara Tujuan Utama  
Maret 2020 dan Maret 2021**

Negara Tujuan	Nilai FOB (Juta US\$)				Perubahan Mar'21 thd Mar'20 (Juta US\$)
	Maret 2020	Maret 2021	Jan-Mar 2020	Jan-Mar 2021	
(1)	(2)	(3)	(4)	(5)	(6)
<b>ASEAN</b>	<b>3.404,1</b>	<b>4.032,9</b>	<b>10.210,0</b>	<b>11.010,1</b>	<b>628,8</b>
1 Singapura	1.115,5	975,2	3.438,2	2.584,1	-140,3
2 Malaysia	682,4	996,2	2.016,6	2.693,1	313,7
3 Thailand	536,2	609,8	1.539,7	1.851,0	73,7
<b>Asean Lainnya</b>	<b>1.070,0</b>	<b>1.451,7</b>	<b>3.215,4</b>	<b>3.881,9</b>	<b>381,7</b>
<b>UNI EROPA</b>	<b>1.341,8</b>	<b>1.467,5</b>	<b>3.830,5</b>	<b>2.907,4</b>	<b>125,7</b>
4 Jerman	242,9	259,5	642,5	711,3	16,5
5 Belanda	88,2	81,8	267,6	243,1	-6,4
6 Italia	103,5	124,4	317,4	326,3	20,9
<b>Uni Eropa Lainnya</b>	<b>907,2</b>	<b>1.001,8</b>	<b>2.603,0</b>	<b>1.626,7</b>	<b>94,7</b>
<b>NEGARA UTAMA LAINNYA</b>	<b>6.900,2</b>	<b>9.866,6</b>	<b>21.066,1</b>	<b>26.468,6</b>	<b>2.966,5</b>
7 Tiongkok	2.095,8	3.863,3	6.374,7	10.208,5	1.767,5
8 Jepang	1.203,4	1.443,0	3.720,7	4.113,1	239,6
9 Amerika Serikat	1.565,5	2.070,2	4.830,3	5.601,1	504,7
10 India	934,9	1.243,6	2.959,4	2.870,5	308,7
11 Australia	171,4	271,6	511,6	802,3	100,2
12 Korea Selatan	596,3	614,4	1.752,7	1.767,1	18,1
13 Taiwan	332,8	360,6	916,7	1.106,0	27,8
<b>Total 13 Negara Tujuan Utama</b>	<b>9.668,9</b>	<b>12.913,6</b>	<b>29.288,2</b>	<b>34.877,6</b>	<b>3.244,7</b>
<b>Lainnya</b>	<b>4.399,0</b>	<b>5.440,9</b>	<b>12.472,7</b>	<b>14.026,7</b>	<b>1.041,8</b>
<b>Total Ekspor Indonesia</b>	<b>14.067,9</b>	<b>18.354,4</b>	<b>41.760,9</b>	<b>48.904,3</b>	<b>4.286,5</b>

Sumber : dokumen PEB, non PEB, diolah

Pada Tabel 1 disajikan ekspor menurut 21 golongan barang HS. Disini terlihat bahwa perolehan devisa terbesar pada Maret 2021 dari kelompok golongan barang V (Produk mineral) dengan nilai US\$3.435,3 juta atau sekitar 18,72 persen dari total ekspor, kelompok golongan barang III (Lemak, Minyak, Malam Nabati/Hewani) dengan nilai US\$2.885,4 juta atau sekitar 15,72 persen, serta kelompok golongan barang XV (Logam tidak mulia dan barang daripadanya) senilai US\$2.068,8 juta atau sekitar 11,27 persen.

Dibandingkan periode yang sama tahun sebelumnya, produk mineral mengalami peningkatan 27,23 persen, lemak, minyak, malam nabati/hewani mengalami peningkatan sebesar 78,44 persen serta logam tidak mulia dan barang daripadanya meningkat pesat sebesar 61,72 persen.

Pada Tabel 2 disajikan ekspor menurut HS 2 digit. Nilai ekspor yang mengalami pertumbuhan positif terbesar untuk bulan Maret 2021 dibandingkan dengan nilai ekspor Maret 2020 antara lain HS 10 (*cereals*) dengan tingkat pertumbuhan 864,41 persen dengan nilai ekspor US\$1,2 juta. Kemudian HS 88 (*aircraft, spacecraft & parts thereof*) dengan besar tingkat pertumbuhan mencapai 488,78

persen dan memiliki nilai ekspor mencapai US\$28,1 juta, selanjutnya HS 11 (*products of the milling industry*) yang memiliki tingkat pertumbuhan 354,38 persen dengan nilai ekspor US\$23,8 juta. Kemudian peningkatan terjadi pada HS 37 (*photographic & cinematographic goods*) dengan tingkat pertumbuhannya sebesar 307,03 persen dan nilai ekspor mencapai US\$70.724, serta HS 79 (*zinc & articles thereof*) dengan tingkat pertumbuhan mencapai 206,96 persen dengan nilai ekspor mencapai US\$3,0 juta.

Adapun jenis barang yang mengalami penurunan antara lain HS 86 (*railway & tramway locomotive*) dengan penurunan ekspor 90,25 persen dengan nilai ekspor US\$1.8 juta, kemudian HS 51 (*wool, fine or coarse animal hair*) yang mengalami penurunan mencapai 68,94 persen dengan total nilai ekspor mencapai US\$29.944. Selanjutnya HS 99 (*postal packages, parcels, returned goods*) dengan penurunan ekspor 68,57 persen dengan nilai ekspor US\$1,2 juta, diikuti HS 93 (*arms & ammunition*) yang mengalami penurunan ekspor 64,25 persen dengan nilai ekspor sebesar US\$372, dan HS 81 (*other base metal; cermets; articles thereof*) yang mengalami penurunan ekspor 59,93 persen dengan nilai ekspor sebesar US\$0,6. Juta.

**Tabel B. Total Ekspor Golongan Barang HS2 Digit Utama  
Maret 2020 dan Maret 2021**

Golongan Barang (HS)	Nilai FOB (Juta US\$)				Perubahan Mar'21 thd Mar'20 (Juta US\$)
	Maret 2020	Maret 2021	Jan-Mar 2020	Jan-Mar 2021	
(1)	(2)	(3)	(4)	(5)	(6)
1 Bahan bakar mineral (27)	2.519,2	2.976,3	7.729,3	8.565,5	457,0
2 Lemak & minyak hewan/nabati (15)	1.617,0	2.885,4	4.790,6	6.962,7	1.268,3
3 Besi dan Baja (72)	831,3	1.406,5	2.263,3	3.636,1	575,3
4 Mesin/peralatan listrik (85)	721,5	972,8	2.265,3	2.670,8	251,3
5 Kendaraan dan Bagiannya (87)	656,2	796,5	2.023,4	2.336,4	140,2
6 Karet dan Barang dari karet (40)	480,1	673,4	1.498,8	1.854,1	193,3
7 Mesin-mesin/Pesawat Mekanik (84)	489,6	595,3	1.377,2	1.642,6	105,7
8 Alas kaki (64)	465,0	506,6	1.331,4	1.477,6	41,6
9 Berbagai produk kimia (38)	314,8	521,3	883,6	1.398,5	206,5
10 Logam mulia, perhiasan/permata (71)	842,6	448,8	2.301,4	1.137,1	-393,8
<b>Total 10 Golongan Barang</b>	<b>8.937,3</b>	<b>11.782,8</b>	<b>26.464,3</b>	<b>31.681,3</b>	<b>2.845,5</b>
<b>Lainnya</b>	<b>5.130,6</b>	<b>6.571,6</b>	<b>15.296,6</b>	<b>17.223,0</b>	<b>1.441,0</b>
<b>Total Ekspor Indonesia</b>	<b>14.067,9</b>	<b>18.354,4</b>	<b>41.760,9</b>	<b>48.904,3</b>	<b>4.286,5</b>

Sumber : dokumen PEB, non PEB, diolah



**Tabel C. Total Ekspor Indonesia Menurut Pelabuhan Muat Utama Tiap Provinsi  
Bulan Maret 2021 (Juta US\$)**

<b>Provinsi</b>	<b>Nilai Fob (Juta US\$)</b>	<b>Pelabuhan Muat</b>	<b>Nilai Fob (Juta US\$)</b>
(1)	(2)	(3)	(4)
ACEH	33,8	MEULABOH	25,9
SUMATERA UTARA	1.041,4	BELAWAN	880,7
SUMATERA BARAT	232,5	PADANG/TL.BAYUR	232,2
RIAU	1.792,1	DUMAI	1.414,1
JAMBI	79,1	JAMBI	57,2
SUMATERA SELATAN	297,4	MUSI RIVER/BOOM BARU	279,7
BENGKULU	11,6	PULAU BAAI	11,6
LAMPUNG	343,6	PANJANG	167,5
KEPULAUAN BANGKA BELITUNG	163,4	PANGKAL BALAM	100,3
KEPULAUAN RIAU	1.354,9	BATU AMPAR	538,5
DKI JAKARTA	5.570,6	TANJUNG PRIOK	4.813,1
JAWA BARAT	41,8	BALONGAN	17,7
JAWA TENGAH	749,8	TANJUNG EMAS	693,2
DI YOGYAKARTA	2,3	ADI SUCIPTO (U)	0,0
JAWA TIMUR	2.005,8	TANJUNG PERAK	1.634,5
BANTEN	170,0	TANJUNG LENENG	53,1
BALI	2,4	NGURAH RAI (U)	2,4
NUSA TENGGARA BARAT	91,2	BENETE	91,2
NUSA TENGGARA TIMUR	1,1	ATAPUPU	1,0
KALIMANTAN BARAT	159,8	KENDAWANGAN	48,0
KALIMANTAN TENGAH	36,3	KUMAI	33,3
KALIMANTAN SELATAN	621,0	BANJARMASIN	317,6
KALIMANTAN TIMUR	1.505,6	SAMARINDA	335,0
KALIMANTAN UTARA	102,5	LINGKAS TARAKAN	85,7
SULAWESI UTARA	44,3	BITUNG	30,0
SULAWESI TENGAH	827,0	KOLONEDALE	696,8
SULAWESI SELATAN	113,7	BALANTANG/MALILI	-
SULAWESI TENGGARA	302,7	KENDARI	302,7
GORONTALO	0,0	GORONTALO	0,0
SULAWESI BARAT	-	MAMUJU	-
MALUKU	0,3	BULA	-
MALUKU UTARA	261,7	OBI ISLAND	241,3
PAPUA BARAT	142,8	BINTUNI, IRIAN JAYA	142,0
PAPUA	252,0	AMAMAPARE	247,5
<b>Total Ekspor Indonesia</b>	<b>18 354,4</b>	<b>Total Pelabuhan Utama</b>	<b>13 493,7</b>

Sumber : dokumen PEB, non PEB, diolah

Tabel 1. Ekspor Indonesia menurut 21 Golongan Barang

Maret 2021

Golongan	Uraian golongan barang	Berat bersih (Kg)		Nilai F.O.B. ( U S \$ )	
		Bulan ini	Kumulatif	Bulan ini	Kumulatif
(1)	(2)	(3)	(4)	(5)	(6)
I	Binatang Hidup; Produk Hewani	79 664 919	208 667 770	393 984 978	1 028 210 001
II	Produk Nabati	679 404 016	1 736 541 248	372 939 517	982 510 127
III	Lemak, Minyak, Malam Nabati/hewani	2 933 560 834	7 324 385 332	2 885 385 923	6 962 678 695
IV	Olahan Makanan, minuman, Minuman Keras, Tembakau	776 767 745	2 194 196 261	768 475 812	2 084 930 372
V	Produk Mineral	40 853 640 876	125 210 602 523	3 435 294 909	9 622 746 740
VI	Produk Industri Kimia atau Produk Industri Terkait	1 415 914 838	3 632 465 591	1 294 745 852	3 312 916 072
VII	Plastik, Karet, dan Barang-barang Daripadanya	481 335 094	1 291 877 754	924 663 030	2 511 597 729
VIII	Kulit, Kulit Samak dan Barang Daripadanya	4 825 577	11 904 212	92 864 531	228 632 136
IX	Kayu dan Barang dari Kayu, Barang Anyaman, dll	492 612 827	1 394 376 105	391 106 749	1 061 108 339
X	Pulp, Kertas dan Barang Daripadanya	1 033 735 737	3 028 382 576	641 719 823	1 779 284 044
XI	Tekstil dan Barang Tekstil	203 170 773	564 772 133	1 097 217 211	2 984 301 542
XII	Alas Kaki, Payung, Bunga Tiruan, dll	26 894 941	77 459 589	552 697 286	1 614 339 659
XIII	Barang dari Batu, Semen, Mika, Keramik, Kaca, dll	102 765 918	273 179 744	72 661 130	195 709 794
XIV	Mutiara, Batu Mulia/Semi Mulia, Logam Mulia/Semi Mulia, dll	240 900	632 285	448 807 465	1 137 145 321
XV	Logam Tidak Mulia dan Barang Daripadanya	1 164 685 964	2 987 194 049	2 068 844 440	5 322 391 332
XVI	Mesin dan Perlengkapan Elektris, serta Aksesoris dari Barang Tersebut	116 147 707	321 924 070	1 568 070 636	4 313 360 106
XVII	Kendaraan, Pesawat Terbang, Kapal dll	95 709 952	269 542 034	845 338 506	2 403 431 734
XVIII	Alat Optis, Fotografi, Musik, Jam dll	8 026 052	23 029 552	141 159 745	401 261 864
XIX	Senjata dan Amunisi; Bagian dan Aksesorisnya	4	119	372	628 836
XX	Bermacam-macam Barang Hasil Pabrik	84 821 847	227 103 529	356 851 317	952 395 239
XXI	Karya Seni, Barang Kolektor dan Barang Antik	167 142	443 692	1 617 605	4 698 750
	<b>Total Ekspor</b>	<b>50 554 093 665</b>	<b>150 778 680 168</b>	<b>18 354 446 838</b>	<b>48 904 278 433</b>

Sumber : dokumen PEB dan non PEB, diolah

Tabel 2. Ekspor Indonesia menurut kode HS 2 digit

Maret 2021

HS	Uraian golongan barang	Berat bersih (Kg)		Nilai F.O.B. ( U S \$ )	
		Bulan ini	Kumulatif	Bulan ini	Kumulatif
(1)	(2)	(3)	(4)	(5)	(6)
01	Live animals	2 149 072	6 666 057	5 304 825	16 600 259
02	Meat and edible meat offal	192 217	386 343	1 032 912	2 175 613
03	Fish and crustaceans, Molluscs and other aquatic invertebrates	72 283 841	188 526 894	319 926 388	826 391 719
04	Dairy products, bird's eggs; natural honey, edible products of animal	4 060 657	10 253 772	65 134 391	175 567 267
05	Products of animal origin, not elsewhere specified or included	979 131	2 834 705	2 586 462	7 475 143
06	Live trees and other plants; bulbs, roots and the like; cut flowers and ornamental foliage	649 713	1 736 809	1 939 643	5 387 907
07	Edible vegetables and certain roots and tubers	5 360 782	18 209 144	6 634 951	18 104 827
08	Edible fruits and nuts; peel of citrus fruit or melons	127 176 242	346 996 231	91 337 232	276 483 442
09	Coffee, tea, mate, and spices	52 496 668	146 281 072	158 796 992	408 452 692
10	Cereals	555 460	858 590	1 174 455	1 543 473
11	Products of the milling industry; malt, starches; inulin; wheat gluten	51 515 390	128 733 860	23 790 580	57 389 274
12	Oil seeds and oleaginous fruits; miscellaneous grains, seed, and fruits; industrial or medical plants; straw and fodder	31 857 372	73 920 714	32 890 474	77 782 282
13	Lac; gums; resins and other vegetable saps and extracts	6 597 431	16 280 140	16 703 600	37 999 056
14	Vegetable plaiting materials; vegetable products not elsewhere	403 194 959	1 003 524 688	39 671 590	99 367 174
15	Animal or vegetable fats and oils and their cleavage products; prepared edible fats; animal or vegetable waxes	2 933 560 834	7 324 385 332	2 885 385 923	6 962 678 695
16	Preparations of meat/fish/crustaceans/molluscs or other aquatic	15 863 398	45 452 679	116 884 908	339 868 007
17	Sugar and sugar confectionery	33 197 849	129 493 702	28 115 172	81 709 472
18	Cocoa and cocoa preparations	33 161 727	90 876 298	108 516 326	290 436 054
19	Preparations of cereals, flour, starch or milk; pastrycooks' products	48 301 084	127 128 007	98 182 442	259 118 580
20	Preparations of vegetables, fruits, nuts or other part of plants	23 466 559	64 381 245	32 327 596	88 643 098
21	Miscellaneous edible preparations	61 020 615	161 813 388	145 318 472	390 023 697
22	Beverages, spirit, and vinegar	23 731 238	59 575 310	14 049 974	34 070 497
23	Residues and waste from the food industries; prepared animal	525 837 936	1 484 041 168	120 663 667	323 366 175
24	Tobacco and manufactured tobacco substitutes	12 187 340	31 434 464	104 417 255	277 694 791
25	Salts; sulphur; earths and stone; plastering materials, lime and	2 263 883 211	6 561 426 404	51 787 294	146 453 134
26	Ores, slag, and ash	1 421 008 773	3 804 527 546	407 256 998	910 766 105
27	Mineral fuels, mineral oils and products of their distillation; bituminous substances; mineral waxes	37 168 748 893	114 844 648 572	2 976 250 617	8 565 527 501
28	Inorganic chemicals; organic or inorganic compounds of precious	293 964 254	893 297 335	106 050 908	301 586 319
29	Organic chemicals	255 256 456	669 447 194	282 351 952	700 126 020
30	Pharmaceutical products	2 036 890	4 736 383	51 477 079	119 797 002
31	Fertilizers	260 031 825	443 427 496	84 010 295	134 326 785
32	Tanning or dyeing extracts, tannins and their derivatives; dyes, pigments and other colouring matter; paints and varnishes; putty and other mastics; ink	11 380 067	31 810 853	46 062 111	122 856 711
33	Essential oils and resinoids; perfumery, cosmetic or toilet preparation	9 306 536	25 484 046	82 112 405	219 273 894
34	Soap, organic surface-active agents, washing, and lubricating	114 011 684	298 242 683	114 291 593	298 099 722
35	Albuminoidal substances; modified starches; glues; enzymes	2 953 052	7 534 763	6 020 827	15 582 055
36	Explosives; pyrotechnic products; matches; pyrophonic alloys; certain combustible preparations	698 345	1 880 226	965 934	2 537 603
37	Photographic and cinematographic goods	6 950	16 767	70 724	220 145
38	Miscellaneous chemical products	466 268 780	1 256 587 845	521 332 024	1 398 509 816
39	Plastics and articles thereof	163 394 978	423 281 558	251 303 444	657 525 874
40	Rubber and articles thereof	317 940 115	868 596 195	673 359 586	1 854 071 856
41	Raw hides, skins (other than furskins), and leather	426 862	1 329 551	6 376 701	18 447 643
42	Articles of leather; saddlery and harness; travel goods, handbags and similar containers; articles of animal gut (other than silk-worm gut)	4 396 251	10 571 326	86 436 658	210 129 805
43	Furskins and artificial fur; manufactures thereof	2 464	3 335	51 172	54 688
44	Wood and articles of wood; wood charcoal	490 296 304	1 387 951 534	379 923 400	1 029 046 053
45	Cork and articles of cork	326	1 326	3 286	7 849

Tabel 2. Ekspor Indonesia menurut kode HS 2 digit

Maret 2021

HS	Uraian golongan barang	Berat bersih (Kg)		Nilai F.O.B. ( U S \$ )	
		Bulan ini	Kumulatif	Bulan ini	Kumulatif
(1)	(2)	(3)	(4)	(5)	(6)
46	Manufactured of straw or other plaiting materials; basketware and	2 316 197	6 423 246	11 180 063	32 054 437
47	Pulp of wood or of other fibrous cellulosic material; recovered (waste and scrap) paper or paperboard	523 963 316	1 603 722 400	242 505 373	705 318 452
48	Paper and paperboard; articles of paper pulp or of paper/paperboard	509 036 655	1 422 644 903	394 591 686	1 061 584 884
49	Printed books, newspapers, pictures, and other products of the printing industry, manuscripts, typescripts and plans	735 767	2 015 272	4 622 764	12 380 708
50	Silk	5 445	39 466	2 515	49 388
51	Wool, fine or coarse animal hair; horse hair yarn, woven fabrics	23 818	67 973	29 944	204 963
52	Cotton	23 568 710	68 500 838	70 124 272	189 432 906
53	Other vegetable textile fibres; paper yarns and woven fabrics of	4 814 619	10 283 611	1 139 926	2 577 577
54	Man-made filaments	22 816 892	64 122 087	62 718 857	171 933 663
55	Man-made staple fibres	102 767 284	285 583 259	200 594 969	519 005 719
56	Wadding, felt, and non-wovens; special yarn; twine, cordage, ropes and cables and articles thereof	4 133 478	10 833 624	14 865 840	39 952 286
57	Carpets and other textile floor coverings	1 605 690	4 155 679	5 226 252	13 690 150
58	Special woven fabrics; tufted textile fabrics; lace; tapestries;	298 871	847 618	4 090 674	11 295 276
59	Impregnated, coated, covered or laminated textile fabrics; textile	2 451 128	7 478 973	10 175 764	31 943 941
60	Knitted or crocheted fabrics	1 726 469	5 442 013	10 003 679	30 960 269
61	Articles of apparel and clothing accessories, knitted or crocheted	19 957 223	54 914 340	354 898 422	964 589 229
62	Articles of apparel and clothing accessories, not knitted or crocheted	14 543 509	40 679 204	346 384 028	960 928 317
63	Other made up textile articles; sets; worn clothing and worn textile articles; rags	4 457 639	11 823 449	16 962 068	47 737 858
64	Footwear, gaiters and the like; parts of such articles	25 234 312	72 665 091	506 607 391	1 477 555 672
65	Headgear and parts thereof	456 744	1 322 023	7 260 194	19 709 274
66	Umbrellas, sun umbrellas, walking sticks, seat-sticks, whips, riding-	33 081	98 331	300 616	858 769
67	Prepared feathers and down and articles made of feathers or of	1 170 805	3 374 144	38 529 084	116 215 944
68	Articles of stone, plaster, cement, asbestos, mica or similar material	19 922 508	62 308 973	12 387 776	37 201 075
69	Ceramic products	28 693 829	73 414 632	29 333 502	81 803 266
70	Glass and glassware	54 149 581	137 456 139	30 939 851	76 705 453
71	Natural and cultured pearls, precious/semi precious stones, and precious metal, and articles thereof, imitation jewellery; coin	240 900	632 285	448 807 465	1 137 145 321
72	Iron and steel	1 053 590 144	2 693 712 444	1 406 539 500	3 636 088 128
73	Articles of iron and steel	44 357 836	113 829 136	112 000 670	294 944 357
74	Copper and articles thereof	29 124 038	78 483 749	239 511 620	611 634 038
75	Nickel and articles thereof	6 814 481	18 695 106	80 811 562	211 964 999
76	Aluminium and articles thereof	19 719 153	52 847 917	56 561 346	152 436 100
78	Lead and articles thereof	158 671	811 130	629 828	2 362 312
79	Zinc and articles thereof	1 611 835	4 704 465	3 032 950	9 068 731
80	Tin and articles thereof	5 832 468	14 239 609	151 160 053	348 763 372
81	Other base metal; cermet; and articles thereof	216 698	766 104	620 317	1 886 158
82	Tools, implements, cutlery, spoon and forks, of base metal and parts	933 187	2 704 087	9 082 719	28 172 738
83	Miscellaneous articles of base metal	2 327 454	6 400 303	8 893 875	25 070 398
84	Nuclear reactors, boilers, machinery and mechanical appliances;	66 715 083	185 253 047	595 312 006	1 642 564 406
85	Electrical machinery and equipments and parts thereof; sound	49 432 625	136 671 023	972 758 630	2 670 795 701
86	Railway and tramway locomotive, mechanical traffic, and all kinds	1 372 477	4 066 538	1 835 671	6 348 639
87	Vehicles other than railway/tramway rolling-stock, and parts and	89 172 620	257 901 288	796 483 868	2 336 367 171
88	Aircraft, spacecraft, and parts thereof	46 871	257 426	28 071 118	36 719 410
89	Ships, boat, and floating structures	5 117 984	7 316 782	18 947 848	23 996 514
90	Optical, photographic, cinematographic, measuring, checking,	2 665 694	7 327 499	65 413 769	190 434 560
91	Clocks and watches and parts thereof	32 217	77 128	3 368 807	8 935 272
92	Musical instruments; parts and accessories of such articles	5 328 141	15 624 926	72 377 170	201 892 032
93	Arms and ammunition; parts and accessories thereof	4	119	372	628 836

Tabel 2. Ekspor Indonesia menurut kode HS 2 digit

Maret 2021

HS	Uraian golongan barang	Berat bersih (Kg)		Nilai F.O.B. ( U S \$ )	
		Bulan ini	Kumulatif	Bulan ini	Kumulatif
(1)	(2)	(3)	(4)	(5)	(6)
94	Furnitures, bedding, mattresses, mattress supports, cushions and	67 411 267	180 791 700	270 951 252	725 295 666
95	Toys, games and sports requisiters; parts and accessories thereof	4 820 455	12 928 557	51 272 122	131 994 448
96	Miscellaneous manufactured articles	12 590 125	33 383 272	34 627 943	95 105 124
97	Works of arts, collectors' piece and antiques	85 049	224 662	379 028	1 199 390
99	Postal packages, parcels, and returned goods	82 093	219 030	1 238 577	3 499 360
<b>Total Ekspor</b>		<b>50 554 093 665</b>	<b>150 778 680 168</b>	<b>18 354 446 838</b>	<b>48 904 278 433</b>

Sumber : dokumen PEB dan non PEB, diolah

<https://www.bps.go.id>

Tabel 3 : Ekspor Indonesia menurut Komoditi ( Kode HS 8 digit )

Maret 2021

Kode H S	Uraian golongan barang	Berat bersih (Kg)		Nilai F.O.B. ( U S \$ )	
		Bulan ini	Kumulatif	Bulan ini	Kumulatif
(1)	(2)	(3)	(4)	(5)	(6)
01039200	Live swine, other than breeding animals, weighing 50 kg or more	2 094 379	6 523 593	4 679 210	15 047 930
01041090	Live sheep, other than pure-bred breeding animals	10 431	40 488	48 304	159 694
01042090	Live goats, other than pure-bred breeding animals	26 199	49 884	89 731	165 555
01051110	Live breeding fowls of the species Gallus domesticus, weighing not more than 185g	-	3 494	-	45 808
01059499	Fowls of the species Gallus domesticus, other than breeding fowls and fighting cocks, weight more than 2kg	5	5	2 500	2 500
01061100	Live primates	334	334	120 000	120 000
01061400	Live rabbits and hares	595	1 849	3 953	9 312
01061900	Mammals other than primates, marine mammals, camels, rabbit and hares	699	1 865	5 669	20 113
01062000	Live reptiles (including snakes and turtles)	16 154	42 931	325 214	836 019
01063200	Live psittaciformes (including parrots, parakeets, macaws and cockatoos)	163	623	25 500	175 540
01063900	Live birds, other than birds of prey, Psittaciformes, ostriches and emus (Dromaius novaehollandiae)	15	623	852	5 496
01069000	Live animals, other than mammals, reptiles, birds, and insects	99	370	3 893	12 294
02071200	Meat and edible offal of fowls of the species Gallus domesticus, not cut in pieces, frozen	11 187	11 187	24 611	24 611
02085000	Meat and edible meat offal of reptiles (incl snakes and turtles), fresh, chilled or frozen	14 780	52 508	22 365	66 507
02089010	Frogs' legs fresh, chilled or frozen	143 958	269 490	902 923	1 632 356
02102000	Meat of bovine animals, salted, in brine, dried or smoked	-	69	-	72
02109300	Meat & edible offal, incl edible flours, of reptiles (including snakes and turtles)	18 535	45 984	77 213	435 437
02109920	Dried pork skin	-	1 359	-	3 505
02109990	Meat & edible meat offal, salted, in brine, dried/smoked; edible flours & meals of meat/meat offal, n.e.c in heading 0210	3 758	5 746	5 800	13 125
03011111	Botia (Chromobotia macracanthus), fry	767	1 824	44 012	96 565
03011119	Live freshwater ornamental fish, fry, other than Botia	6 201	13 070	53 728	168 190
03011191	Koi carp (Cyprinus carpio)	67	453	519	3 717
03011192	Goldfish (Carassius auratus)	478	1 225	12 069	32 900
03011193	Siamese fighting fish (Beta splendens)	862	2 487	14 798	42 033
03011194	Oscars (Astonotus ocellatus)	253	350	5 076	6 644
03011195	Arowanas (Scleropages formosus)	5 009	11 353	829 256	1 727 464
03011196	Arowanas Jardini (Scleropages jardini)	176	1 199	27 764	73 670
03011199	Live ornamental freshwater fish other than koi carp, goldfish, Beta splendens, oscars, and arowanas	65 643	178 873	1 819 761	4 964 168
03011910	Live marine ornamental fish, fry	657	2 043	4 189	17 928
03011991	Banggai cardinal fish (Pterapogon kauderni), live	397	1 018	1 991	10 532
03011992	Napoleon wrasse (Cheilinus undulatus), live	-	15	-	400
03011999	Live marine ornamental fish, other than fry	46 502	132 845	686 398	1 978 520
03019200	Live eels (Anguilla spp)	248 473	664 927	246 849	646 771
03019390	Live carp (family of Cyprinidae), other than breeding	395	1 987	393	2 076
03019911	Live fry fish, Milkfish and Grouper, breeding	28 824	45 984	753 268	1 286 576
03019919	Live fry fish, Milkfish and Grouper, other than breeding	1 152	6 333	18 689	27 552
03019921	Live fry fish, other than Milkfish and Grouper, breeding	-	2 000	-	2 485
03019929	Live fry fish, other than Milkfish and Grouper, other than breeding	398	702	1 180	2 249
03019949	Live freshwater fish, other than ornamental, other tilapias and carp	10 281	15 939	40 879	59 247
03019951	Milkfish, breeding	185	435	863	1 562
03019952	Live Grouper	169 371	404 367	1 730 242	3 758 974
03019959	Live marine fish other than milkfish (breeding), grouper, trout, eels, carp, bluefins tunas	29 102	70 736	150 185	352 103
03022100	Halibut (Reinhardtius hipp, Hippoglossus hipp, Hipp stenolepis) fresh or chilled, excl fish fillets	763	4 592	1 075	5 079
03022300	Sole (Solea spp) fresh or chilled, excl fish fillets	-	905	-	905
03022900	Fresh or chilled flat fish other than halibut, plaice, sole, and tubots, excl edible fish offal of subhead 030291-030299	94 634	217 139	127 347	282 133
03023200	Yellowfin tunas (Thunnus albacares), fresh or chilled, excl fish fillets	183 051	520 119	743 187	2 127 431
03023400	Bigeye tunas (Thunnus obesus) fresh or chilled, excl fish fillets	32 987	79 666	164 197	393 053

Tabel 3 : Ekspor Indonesia menurut Komoditi ( Kode HS 8 digit )

Maret 2021

Kode H S	Uraian golongan barang	Berat bersih (Kg)		Nilai F.O.B. ( U S \$ )	
		Bulan ini	Kumulatif	Bulan ini	Kumulatif
(1)	(2)	(3)	(4)	(5)	(6)
03023600	Southern bluefin tunas ( <i>Thunnus maccoyii</i> ), fresh or chilled, excl fish fillets	10 967	20 253	50 470	85 821
03023900	Fresh/chilled Tunas excl 030291-030299, o.t albacore,longfined/yellowfin/bigeye/atlantic&pacific&southern bluefin tunas	111 791	233 179	514 498	1 113 652
03024400	Mackerel ( <i>Scomber scombrus</i> , <i>S.australasicus</i> ) fresh/chilled, excl fillets, edible fish offal of subhead 0302.91-99	13	13	118	118
03024700	Swordfish ( <i>Xiphias gladius</i> ), fresh/chilled, excl fillets, edible fish offal of subhead 0302.91-99	7 587	23 161	93 411	282 912
03024900	Indian mckrl,seerfish,jack,crevalle,silv pomfret,P.saury,scad,capelin,Kawa2,bonito,marlin,sailfish,spearfish,fresh/c hill	728 449	1 821 103	2 179 994	5 302 946
03027100	Tilapias ( <i>Oreochromis spp</i> ), fresh/chilled, excl fish fillets	420	1 970	564	1 665
03027400	Eels ( <i>Anguilla spp</i> ), fresh or chilled, excl fish fillets	3 499	3 499	6 997	6 997
03027900	Nile perch and snakeheads, fresh or chilled, excl fish fillets and eddible fish offal of subheadings 0302.91 to 0302.99	-	6 810	-	6 663
03028200	Rays and skates ( <i>Rajidae</i> ), excl edible fish offal of subheadings 0302.91 to 0302.99	109 525	250 033	146 123	314 653
03028500	Seabream ( <i>Sparidae</i> ), excl edible fish offal of subheadings 0302.91 to 0302.99	447	2 221	927	3 684
03028911	Grouper, fresh or chilled, excluding edible fish offal	444 117	1 240 792	1 978 687	5 556 046
03028914	Fresh or chilled, excl edible fish offal of Savalai hairtails, Belanger's croakers, Reeve's croakers,bigeye croakersetc	363 914	977 371	763 546	1 801 572
03028916	Torpedo scads, spotted sicklefish and great barracudas, fresh or chilled, excluding edible fish offal	93 400	233 690	95 188	237 536
03028917	Black pomfrets ( <i>Parastromatus niger</i> ), fresh or chilled, excluding edible fish offal	130 960	348 498	306 304	988 004
03028918	Mangrove red snappers ( <i>Lutjanus argentimaculatus</i> ), fresh or chilled, excluding edible fish offal	137 031	315 589	436 999	982 843
03028919	Marine fish, nec in heading 0302, fresh/chilled, exclude fillets, fish meat of 0304&edible fish offal of 030291-030299	3 227 085	8 870 579	5 103 969	13 815 168
03028926	Indian threadfins ( <i>Polynemus indicus</i> ) and silver grunts ( <i>pomadasy argenteus</i> ), fresh or chilled, excl edible fish offal	1 914	1 914	3 828	3 828
03028929	Freshwater fish nec in head 0302,fresh/chilled,excl fish fillets&meat heading 03.04&edible offal subhead 0302.91-0302.99	225 350	440 695	298 500	538 255
03029100	Livers, roes and milt , fresh or chilled	880	2 591	3 330	7 466
03029200	Shark fins, fresh or chilled	-	53	-	2 668
03031300	Atlantic salmon ( <i>Salmo salar</i> ) and Danube salmon ( <i>Hucho hucho</i> ), frozen, excluding fish fillets	24 834	34 826	169 000	254 562
03032300	Tilapias ( <i>Oreochromis spp</i> ), frozen, excl fillets	36 150	98 926	84 578	230 691
03032400	Catfish ( <i>Pangasius spp</i> , <i>Silurus spp</i> , <i>Clarias spp</i> , <i>Ictalurus spp</i> ) frozen, excl fillets	240 669	766 680	340 522	1 084 227
03032500	Carp frozen, excl fillets, fish meat of 0304, and edible fish offal of subheadings 030391 to 030399	665	1 630	1 250	2 610
03032600	Eels ( <i>Anguilla spp</i> ), frozen, excl fillets	880 614	2 283 307	997 512	2 416 675
03033100	Halibut ( <i>Reinhardtius hippoglossoides</i> , <i>Hippoglossus hippoglossus</i> , <i>Hippoglossus stenolepis</i> ) frozen, excl fillets	8 682	50 240	13 891	56 675
03033300	Sole ( <i>Solea spp</i> ), frozen, excluding fish fillets	17 510	21 510	28 266	33 257
03033900	Flat fish other than halibut, plaice, sole, turbot, frozen, excl edible offal of subhead 0303.91-0303.99	-	10 841	-	10 037
03034100	Albacore or longfinned tunas ( <i>Thunnus alalunga</i> ), frozen, excluding fish fillets	467 471	1 121 315	1 373 390	3 355 046
03034200	Yellowfin tunas ( <i>Thunnus albacares</i> ), frozen, excluding fish fillets	1 463 690	7 482 710	3 737 766	16 433 595
03034300	Skipjack or stripe-bellied bonito, frozen, excluding fish fillets	1 488 986	4 825 168	2 166 024	6 578 085
03034400	Bigeye tunas ( <i>Thunnus obesus</i> ), frozen, excluding fish fillets	21 994	157 333	30 168	242 475
03034900	Tunas (genus <i>Thunnus</i> ),o.t albacore/longfinned/yellowfin/bigeye/atlantic&pacific bluefin/southern bluefin tunas, frozen	-	252 578	-	311 114
03035300	Sardines, sardinella ( <i>Sardinella spp</i> ), brisling or sprats,frozen,excl fillets, edible fish offal of subhead 0303.91-99	74 016	74 016	23 536	23 536

Tabel 3 : Ekspor Indonesia menurut Komoditi ( Kode HS 8 digit )

Maret 2021

Kode H S	Uraian golongan barang	Berat bersih (Kg)		Nilai F.O.B. ( U S \$ )	
		Bulan ini	Kumulatif	Bulan ini	Kumulatif
(1)	(2)	(3)	(4)	(5)	(6)
03035410	Mackerel ( <i>Scomber scombrus</i> , <i>Scomber australasicus</i> ), frozen, excl fillets, edible fish offal of subhead 0303.91-99	152 589	260 303	341 845	565 470
03035420	Pacific mackerel ( <i>Scomber japonicus</i> ), frozen, excl fillets, edible fish offal of subheadings 0303.91 to 0303.99	22 070	22 070	43 930	43 930
03035600	Cobia ( <i>Rachycentron canadum</i> ), frozen, excl fillets, edible fish offal of subheadings 0303.91 to 0303.99	22 692	42 981	30 846	57 033
03035700	Swordfish ( <i>Xiphias gladius</i> ), frozen, excl fillets, edible fish offal of subheadings 0303.91 to 0303.99	167 610	595 274	775 674	2 516 362
03035910	Indian mackerels, Island mackerels, frozen, excl fillets, edible fish offal of subheadings 0303.91 to 0303.99	1 090 974	4 166 784	2 668 914	8 846 841
03035920	Silver pomfrets ( <i>Pampus</i> spp), frozen, excl fillets, edible fish offal of subheadings 0303.91 to 0303.99	169 599	320 047	463 108	700 806
03035990	Seerfish, anchovies, crevalle, Pacific saury, scad, capelin, Kawakawa, bonito, marlin, sailfish, spearfish, frozen	944 298	3 813 546	2 302 410	7 357 490
03036900	Fish of families Bregmacerotidae, Euclichthyidae, Macrouridae, Moridae & Muraenolepididae, frozen, excl subhead 0303.91-0303.99	265	28 225	530	45 191
03038100	Dogfish & other sharks, frozen, excl. edible fish offal of subheadings 0303.91-99	140 459	522 408	231 565	678 843
03038200	Rays and skates ( <i>Rajidae</i> ), frozen, excl. edible fish offal of subheadings 0303.91-99	12 295	90 415	22 710	187 198
03038400	Seabass ( <i>Dicentrarchus</i> spp), frozen, excl. edible fish offal of subheadings 0303.91-99	4 319	31 721	10 390	69 774
03038911	Grouper, frozen, excl. edible fish offal of subheadings 0303.91-99	104 386	292 934	274 094	862 416
03038913	Bluntnose lizardfish, frozen, excl. edible fish offal of subheadings 0303.91-99	179 612	336 612	218 230	385 802
03038914	Savalai hairtails, belanger's, reeve's & bigeye, frozen, excl. edible fish offal of subheadings 0303.91-99	7 130 971	11 974 451	11 943 120	20 111 651
03038916	Torpedo scads, spotted sicklefish, frozen, excl. edible fish offal of subheadings 0303.91-99	5 940	57 140	11 880	107 929
03038917	Black pomfrets, frozen, excl. edible fish offal of subheadings 0303.91-99	392 046	673 244	1 007 691	1 541 993
03038918	Mangrove red snappers ( <i>lutjanus</i> ), frozen, excl. edible fish offal of subheadings 0303.91-99	279 425	616 830	521 612	1 451 239
03038919	Marine fish nec in heading 0303, excluding fish fillets and other fish meat of heading 03.04, frozen	5 182 338	11 634 759	7 143 323	16 545 519
03038926	Indian threadfins & silver grunts, frozen, excl. edible fish offal of subheadings 0303.91-99	48 618	48 618	68 709	68 709
03038929	Freshwater fish, nec in heading 0303, frozen, excluding fish fillets and other fish meat of heading 03.04.	1 128 729	2 440 909	1 464 530	3 148 907
03039100	Livers, roes and milt of fish, frozen	38 851	223 475	363 238	2 299 619
03039200	Shark fins, frozen	53 993	80 605	147 190	209 024
03039900	Heads, tails, maws of fish and other edible fish offal	49 244	87 507	53 825	114 516
03043100	Fresh or chilled fillets of tilapias ( <i>Oreochromis</i> spp.)	3 580	7 144	27 039	54 122
03044300	Fresh/chilled fillets of Flat fish ( <i>Pleuronectidae</i> , <i>Bothidae</i> , <i>Cynoglossidae</i> , <i>Soleidae</i> , etc)	182	6 426	363	12 852
03044500	Fresh or chilled fillets of swordfish ( <i>Xiphias gladius</i> )	4 861	12 337	29 688	61 338
03044900	Fresh or chilled fillets of oth fish subheading 030441 - 030449	146 440	508 818	1 595 923	5 185 217
03045900	Fish meat, whether/not minced, other than fillets; fresh or chilled, other than HS 0304.51.00-0304.57.00	25 092	25 204	71 560	72 861
03046100	Frozen fillets of Tilapias ( <i>Oreochromis</i> spp)	784 209	2 427 726	4 966 662	15 188 657
03046900	Frozen fillets of carp, eels & snakeheads	14 810	14 810	27 991	27 991
03048100	Frozen fillet of Pacific salmon ( <i>Oncorhynchus</i> sp) Atlantic salmon ( <i>Salmo salar</i> ) and Danube salmon ( <i>Hucho hucho</i> )	13 775	52 105	80 978	199 229
03048200	Frozen fillet of Trout ( <i>Salmo trutta</i> , <i>O mykiss</i> , <i>O clarki</i> , <i>O aguabonita</i> , <i>O gilae</i> , <i>O apache</i> and <i>Oncorhynchus chrysogaster</i> )	7 000	31 805	69 630	348 893
03048400	Frozen fillet of Swordfish ( <i>Xiphias gladius</i> )	157 347	358 094	969 477	2 228 638
03048700	Frozen fillet of Tunas (of the genus <i>Thunnus</i> ), skipjack or stripe-bellied bonito ( <i>Euthynnus (Katsuwonus) pelamis</i> )	4 105 918	10 850 326	26 982 670	68 372 516
03048800	Frozen fillet of Dogfish, other sharks, rays and skates ( <i>Rajidae</i> )	3 750	53 210	11 618	264 760
03048900	Frozen fillet of fish other than HS 0304.61.00-0304.89.00	2 419 254	5 929 104	13 794 453	32 669 215



Tabel 3 : Ekspor Indonesia menurut Komoditi ( Kode HS 8 digit )

Maret 2021

Kode H S	Uraian golongan barang	Berat bersih (Kg)		Nilai F.O.B. ( U S \$ )	
		Bulan ini	Kumulatif	Bulan ini	Kumulatif
(1)	(2)	(3)	(4)	(5)	(6)
03049100	Swordfish (xiphias gladius) meat (whether or not minced), other than fillets, frozen	-	9 000	-	70 653
03049300	Tilapias, Catfish, Carp, Eels, Nile perch & snakeheads meat (whether or not minced), other than fillets, frozen	52 479	108 355	135 340	292 440
03049600	Dogfish and other sharks meat (whether or not minced), other than fillets, frozen	358 721	358 721	354 725	354 725
03049900	Fish Meat(won minced),o.t swordfish,Toothfish,Tilapia,Catfish,Carp,Eel,Nile perch&snakehead,Gadiforme,shark&Rajidae,froz	2 481 282	6 303 706	7 035 876	17 867 765
03051000	Flours, meals and pellets of fish	346 525	1 112 978	299 414	1 007 356
03052090	Livers, roes and milt of water marine fish, dried, smoked, salted or in brine	108 442	280 923	1 477 247	5 622 852
03053992	Fillets of oth marine fish, dried, salted,or in brine, but not smoked	37 505	72 351	73 550	132 990
03053999	Fillets of fish other than freshwater or marine fish, dried, salted, or in brine, but not smoked	-	17 200	-	61 644
03054900	Smoked fish other then Tilapia,Catfish,Carp,Eel,Nile perch&snakehead,Trout,Herring,Salmon Pacific/Atlantic/Danube	128 019	435 917	748 727	2 002 626
03055400	Dried fish of Herrings, anchovies, sardines, brisling, mackerel, etc ot edible fish offal, won salted but not smoked	110 150	110 150	175 584	175 584
03055921	Dried fish of Anchovies, other than edible fish offal, whether or not salted but not smoked	19 927	111 312	61 601	558 232
03055929	Dried of marine fish, other than edible fish offal, whether or not salted but not smoked, other than anchovies	72 710	269 146	163 166	437 260
03055990	Dried of freshwater fish, other than edible fish offal, whether or not salted but not smoked	201 008	441 764	526 582	1 054 679
03056300	Anchovies (Engraulis spp) salted but not dried/smoked & fish in brine, ot edible fish offal	10 752	23 544	113 469	218 845
03056990	Freshwater fish, salted but not dried/smoked & fish in brine,other than Tilapias,catfish,Carp,eels,Nile perch,snakeheads	4 052	20 552	9 650	18 250
03057100	Shark fins, salted but not dried or smoked and fish in brine	29 638	62 679	902 948	1 582 157
03057211	Fish maws of cod, salted but not dried or smoked and fish in brine	363	363	10 890	10 890
03057219	Fish maws of other than cods, salted but not dried or smoked and fish in brine	38 425	79 896	779 250	1 066 432
03057990	Edible fish offal of other than Cod, salted or in brine, smoked whether/not cooked before or during the smoking process	9 935	50 623	15 308	121 239
03061190	Rock lobster & oth sea crawfish (Palinurus spp, Panulirus spp, Jasus spp), not smoked, frozen	7 592	54 200	54 552	518 706
03061290	Lobsters (Homarus spp), frozen, not smoked	-	1 754	-	12 514
03061410	Soft shell crabs, frozen	45 477	95 173	271 138	755 484
03061490	Frozen crabs, other than softshell crabs	20 457	109 247	55 042	1 107 901
03061600	Cold-water shrimps and prawns (Pandalus spp, Crangon crangon), frozen	41 480	107 570	335 305	959 924
03061711	Giant tiger prawns (Penaeus monodon) headless, frozen	962 425	2 554 338	11 725 345	31 599 483
03061719	Giant tiger prawns (Penaeus monodon) with head, frozen	408 340	916 346	4 168 657	10 175 317
03061721	Whiteleg shrimps (Litopenaeus vannamei), headless, with tail frozen	2 191 010	6 512 579	18 658 446	54 658 968
03061722	Whiteleg shrimps (Litopenaeus vannamei), headless, without tail frozen	2 371 428	5 364 835	19 434 289	43 849 818
03061729	Whiteleg shrimps (Litopenaeus vannamei), with head and tail, frozen	8 641 000	21 845 758	72 155 684	184 668 953
03061790	Frozen shrimps and prawns, other than Giant tiger prawns, Whiteleg shrimp, Giant river prawns	1 801 236	4 025 318	13 717 678	30 262 695
03061900	Frozen crustaceans,other than subheading 0306.11-0306.17, including flours,meals&pellets, fit for human consumption	15 194	36 786	109 666	308 425
03063120	Rock lobster and other sea crawfish (Palinurus spp, Panulirus spp, Jasus spp) other than breeding, live	178 140	518 178	1 785 575	4 006 199
03063130	Rock lobster and other sea crawfish (Palinurus spp, Panulirus spp, Jasus spp) other than breeding, fresh or chilled	6 705	10 395	32 508	49 526
03063210	Lobsters (Homarus spp), breeding	-	663	-	666
03063220	Lobsters (Homarus spp), other than breeding, live	1 871	3 933	21 795	49 709
03063230	Lobsters (Homarus spp), other than breeding, fresh or chilled	-	74	-	1 834
03063300	Crabs, live, fresh or chilled	1 237 054	3 472 988	5 567 990	13 905 925

Tabel 3 : Ekspor Indonesia menurut Komoditi ( Kode HS 8 digit )

Maret 2021

Kode H S	Uraian golongan barang	Berat bersih (Kg)		Nilai F.O.B. ( U S \$ )	
		Bulan ini	Kumulatif	Bulan ini	Kumulatif
(1)	(2)	(3)	(4)	(5)	(6)
03063520	Cold-water shrimps and prawns (Pandalus spp, Crangon crangon), other than breeding, live	82 707	82 877	1 458 956	1 467 266
03063530	Cold-water shrimps and prawns (Pandalus spp, Crangon crangon), other than breeding, fresh or chilled	80 418	146 315	198 307	317 324
03063612	Whiteleg shrimps (Litopenaeus vannamei), breeding	-	1	-	937
03063619	Shrimps and prawns, breeding, other than giant tiger prawns, whiteleg shrimps, giant river prawns	180	180	1 980	1 980
03063629	Shrimps and prawns, live, other than breeding, other than giant tiger prawns, whiteleg shrimps, giant river prawns	9 742	242 457	186 372	2 991 764
03063631	Giant tiger prawns (Penaeus monodon), fresh or chilled	10 752	34 069	35 166	104 080
03063632	Whiteleg shrimps (Litopenaeus vannamei), fresh or chilled	154 352	491 464	510 527	1 791 658
03063639	Shrimps and prawns, fresh or chilled, other than giant tiger prawns, whiteleg shrimps, giant river prawns	227 959	683 185	402 738	1 145 314
03063910	Crustaceans, live, other than subheading 0306.31-0306.36	5 103	7 731	82 024	123 696
03063920	Crustaceans, fresh or chilled, other than subheading 0306.31-0306.36	9 169	19 899	19 081	38 337
03063930	Flours, meals and pellets of crustaceans, fit for human consumption	-	1 600	-	9 815
03069329	Crabs other than smoked, in airtight containers for retail sale	42 136	97 734	1 317 559	2 957 035
03069330	Crabs not in airtight containers for retail sale	13 620	14 664	433 490	440 441
03069529	Shrimps and prawns (other than in shell, cooked by steaming/boiling in water),in airtight containers for retail sale	-	5	-	98
03069530	Shrimps and prawns, not in airtight containers for retail sale	301 219	777 294	148 851	392 935
03069939	Crustaceans oth thn 0306.91-0306.95,oth thn smoked,including flour,meal&pellet,not in airtight container for retail sale	6 060	15 860	11 457	37 631
03071110	Oysters, live	8 790	9 001	10 136	13 127
03071120	Oysters, Fresh or chilled	1 200	2 390	1 441	2 366
03071200	Oysters, frozen	160	220	290	410
03072110	Scallops, including queen scallops, of the genera Pecten, Chlamys or Placopecten, live	1 989	2 310	5 881	6 521
03072200	Scallops, including queen scallops, of the genera Pecten, Chlamys or Placopecten, frozen	47 128	63 615	87 451	121 986
03072930	Scallops, including queen scallops, of the genera Pecten, Chlamys or Placopecten, dried, salted or in brine	-	160	-	400
03074211	Cuttle fish (Sepia officinalis, Rossia macrosoma, Sepiola spp) and squid (Ommastrephes spp, Loligo spp, etc), live	1 300	3 000	650	1 500
03074221	Cuttle fish (Sepia officinalis, Rossia macrosoma, Sepiola spp), squid (Ommastrephes spp, Loligo spp,etc), fresh/chilled	11 452	56 952	10 954	60 220
03074229	Cuttle fish&squid o.t Sepia officinalis,Rossia macrosoma,Sepiola,Omastrephes,Loligo,Nototodarus,Sepioteuthis,fresh/chi ll	58 830	89 070	129 392	176 967
03074310	Cuttle fish (Sepia officinalis, Rossia macrosoma, Sepiola spp), squid (Ommastrephes spp, Loligo spp,etc), frozen	8 486 993	26 217 148	30 546 405	93 108 639
03074390	Cuttle fish&squid o.t Sepia officinalis,Rossia macrosoma,Sepiola,Omastrephes,Loligo,Nototodarus,Sepioteuthis, frozen	1 001 145	2 384 260	3 544 676	9 411 745
03074921	Cuttle fish (Sepia officinalis, Rossia macrosoma, Sepiola spp), squid (Ommastrephes spp, etc), dried, salted/in brine	4 380	13 314	20 334	48 093
03075200	Octopus (Octopus spp), Frozen	2 432 357	5 611 195	9 866 226	22 751 367
03076010	Snails, other than sea snails, live	43 702	108 696	182 292	449 249
03076020	Snails, other than sea snails, fresh, chilled or frozen	219 709	458 440	645 749	1 382 020
03077110	Clams, cockles & ark shells, live	70 931	210 070	62 904	201 610
03077120	Clams, cockles & ark shells, fresh/chilled	-	54 100	-	45 367
03077200	Clams, cockles & ark shells, frozen	136 869	244 949	217 001	353 691
03077930	Clams, cockles & ark shells, dried, salted or in brine	269	269	4 642	4 642
03078110	Abalone (Haliotis spp) and stromboid conchs (Strombus spp), live	-	37	-	341
03078210	Stromboid conchs (Strombus spp), live	280	283	560	625
03078300	Frozen abalone (Haliotis spp)	500	500	9 500	9 500
03078400	Frozen stromboid conchs (Strombus spp)	8 588	8 588	17 112	17 112
03078710	Abalone (haliotis spp), dried, salted or in brine	-	286	-	1 346
03079110	Molluscs, other than 0307.11 - 0307.88, live	69 849	187 025	168 369	444 799
03079120	Molluscs, other than 0307.11 - 0307.88, fresh/chilled	18 480	36 880	13 488	27 157
03079200	Molluscs, other than 0307.11 - 0307.88, frozen	22 854	51 732	35 492	81 653

Tabel 3 : Ekspor Indonesia menurut Komoditi ( Kode HS 8 digit )

Maret 2021

Kode H S	Uraian golongan barang	Berat bersih (Kg)		Nilai F.O.B. ( U S \$ )	
		Bulan ini	Kumulatif	Bulan ini	Kumulatif
(1)	(2)	(3)	(4)	(5)	(6)
03079930	Molluscs, other than 0307.11 - 0307.88, dried, salted or in brine	540	1 003	5 700	8 378
03081110	Sea cucumbers (stichopus japonicus, holothuroidea), live	30	30	787	787
03081920	Sea cucumbers (stichopus japonicus, holothuroidea), dried, salted or in brine	56 440	100 940	636 041	1 187 203
03082110	Sea urchins (strongylocentrotus spp,paracentrotus lividus,loxechinus albus,echinus esculentus),live	938	2 791	4 747	13 866
03083010	Jellyfish (rhophilema spp), live	5	6	17	21
03083040	Jellyfish (rhophilema spp), dried, salted or in brine	424 549	1 462 011	606 230	1 952 468
03089010	Aquatic invertebrates, other than crustaceans&molluscs, other than sea cucumbers, sea urchins, jellyfish, live	10 130	26 396	109 084	294 782
03089030	Aquatic invertebrates, other than crustaceans&molluscs, other than sea cucumbers, sea urchins, jellyfish, frozen	10	875	203	1 672
03089040	Aquatic invertebrates,o.t crustaceans&molluscs,other than sea cucumbers,sea urchins,jellyfish, dried, salted or in brine	2 345	5 297	9 430	28 619
03089090	Flours, meals and pellets of aquatic invertebrates oth than crustaceans and molluscs, fit for human consumption	1 547	2 760	25 019	53 944
04011010	Milk&cream,not concentrated nor containing added sugar/oth sweetening matter,fat content,weight<=1%, In liquid form	71 021	156 483	64 161	128 291
04011090	Milk&cream,not concentrated nor containing added sugar/oth sweetening matter,fat content,weight<=1%, not in liquid form	295	296	133	134
04012010	Milk&cream,not concentrated nor containing added sugar/oth sweetening matter,fat content, 1%<weight<=6%,in liquid form	334 701	1 125 607	291 499	1 013 759
04014010	Milk&cream,not concentrated nor containing added sugar/oth sweetener,fat content,6%<weight<=10%,milk in liquid form	15 548	72 105	25 390	104 369
04014090	Milk&cream,not concentrated nor contain added sugar/oth sweetener,fat content,6<weight<=10%,not in liquid/frozen form	29 816	61 852	165 635	353 951
04015010	Milk&cream,not concentrated nor containing added sugar/oth sweetening matter,fat content,weight>10%, In liquid form	9 076	54 034	19 411	118 968
04015090	Milk&cream,not concentrated nor containing added sugar/oth sweetening matter,fat content,weight>10%,not in liquid form	-	8 586	-	17 271
04021042	Milk/cream,in powder, granules/oth solid forms, fat <=1.5 %, not cont added sugar,oth sweetening,in containers,w<=2kg	6 871	10 289	5 716	9 083
04021049	Milk/cream,in powder, granules/oth solid forms, fat <=1.5 %, not cont added sugar,oth sweetening,in containers,2<w<20kg	57 761	160 681	491 032	1 290 612
04021092	Milk & cream, In powder, granules/oth solid forms, fat <=1.5%, cont added sugar/oth sweetening, In containers, w<2 kg	-	190	-	171
04021099	Milk & cream, In powder, granules/oth solid forms, fat <=1.5%, cont added sugar/oth sweetening, In containers, 2<w<20kg	6 951	42 044	30 286	223 324
04022190	Milk/cream,in powder, granules/oth solid forms, fat >1.5 %, not cont added sugar/oth sweetening,in containers,2<w<20kg	20 172	137 395	106 239	558 667
04022990	Milk & cream, In powder, granules/oth solid forms, fat >1.5%, cont added sugar/oth sweetening, In containers, 2<w<20kg	96 105	147 026	640 342	858 535
04029900	Milk and cream, not in solid forms, containing added sugar or other sweetening matter	351 754	953 952	360 550	1 008 659
04031021	Yogurt, In liquid form, whether or not condensed, flavoured or cont added fruits (incl pulp and jams), nuts or cocoa	993 382	1 945 088	1 022 994	2 045 207
04031029	Yogurt, In liquid form, whether or not condensed, not flavoured or not cont added fruits (incl pulp & jams), nuts/cocoa	314 077	660 850	369 620	789 241
04031091	Yogurt, not in liquid form, flavoured or cont added fruits (incl pulp n jams), nuts or cocoa	270	270	1 466	1 466
04031099	Yogurt, not in liquid form, not flavoured or not cont added fruits (incl pulp & jams), nuts/cocoa	15 888	61 404	16 616	76 975
04039010	Buttermilk	-	301	-	1 087
04039090	Curdled Milk&cream,kephir&oth fermented/acidified milk&cream, won concentrated/cont add sugar/oth,flav/fruit/nuts/cocoa	1 242 652	3 313 966	1 178 068	3 246 258
04041010	Whey & modified whey, whether or not concentrated or containing added sugar or oth sweetening matter, In powder form	41 433	51 443	71 254	83 076
04049000	Products consist of natural milk constituent,whether/not cont added sugar/oth sweetening,not elsewhere specified/include	200	2 520	734	6 639
04051000	Butter	5 124	11 424	6 108	87 908

Tabel 3 : Ekspor Indonesia menurut Komoditi ( Kode HS 8 digit )

Maret 2021

Kode H S	Uraian golongan barang	Berat bersih (Kg)		Nilai F.O.B. ( U S \$ )	
		Bulan ini	Kumulatif	Bulan ini	Kumulatif
(1)	(2)	(3)	(4)	(5)	(6)
04059020	Butteroil	-	2	-	0
04059090	Fats and oils derived from milk, other than Butter, Dairy spreads, Anhydrous butterfat, Butteroil, Ghee	-	1 376	-	1 016
04061010	Fresh (unripened or uncured) cheese, including whey cheese	3 089	5 927	14 587	28 977
04062010	Grated or powdered cheese,of all kinds, In packages of a gross weight exceeding 20 kg	1 032	3 767	3 556	13 098
04062090	Grated or powdered cheese,of all kinds, In packages of a gross weight not exceeding 20 kg	749	2 316	2 012	4 599
04063000	Processed cheese, not grated or powdered	32 314	133 494	100 792	432 139
04069000	Cheese other than fresh cheese, whey cheese, grated/powder cheese, processed cheese, blue-veined cheese	140 537	493 759	509 250	1 773 237
04071190	Fertilised birds eggs for incubation,of fowls of the species gallus domesticus,not for breeding	2 761	2 761	49 534	49 534
04079020	Birds' eggs, in shell, preserved or cooked, of ducks	-	14	-	21
04081100	Eggyolks, dried	-	1 150	-	16 048
04090000	Natural honey	29 967	109 417	25 779	118 615
04100010	Birds nests, edible	223 825	494 172	59 466 496	160 932 780
04100090	Edible products of animal origin, not elsewhere specified or included, other than birds nests	13 287	27 810	95 132	173 553
05010000	Human hair, unworked, whether or not washed or scoured, waste of human hair	1 429	3 554	95 493	163 095
05040000	Guts, bladders&stomachs of animals (ot fish), whole & pieces thereof, fresh,chilled,frozen,salted,in brine,dried/smoked	-	228	-	1 140
05051010	Duck feathers of a kind used for stuffing; down	124 746	191 907	216 816	361 242
05051090	Feathers of a kind used for stuffing, down, other than duck feathers	20 045	58 115	18 650	54 913
05059010	Duck feathers not for stuffing	76 355	221 243	120 400	341 340
05059090	Skin&oth part of bird,o.t duck feather,cleaned,disinfect/treat for preservation;powder&waste of feather/part of feather	28 800	51 644	13 942	49 372
05069000	Bones&horn-cores, unworked,defatted, simply prepared,degelatinised,powder&waste of these product, other than ossein	7 492	283 907	103 271	558 178
05080020	Shells of molluscs, crustaceans/echinoderms, unworked or simply prepared but not cut to shape, powder and waste thereof	420 651	1 134 867	245 745	941 439
05080090	Coral&similar materials, cuttle-bone, unworked but not othwise worked, powder and waste thereof	93 019	212 343	1 463 436	3 835 326
05100000	Ambergris,castoreum, civet&musk, cantharides, bile, won dried, glands & oth animal prod used in pharmaceutical product	30	112	1 500	6 305
05119110	Roes and milt of fish or crustaceans, molluscs or oth aquatic invertebrates	95 655	154 967	120 456	190 405
05119130	Fish Skin	13 568	235 727	18 798	440 617
05119190	Dead animals of chapter 1 or 3, unfit for human consumption.	96 912	284 382	165 848	525 183
05119990	Animal products not elsewhere specified or included, other than 0511.10.00 - 0511.99.30	431	1 710	2 106	6 588
06011000	Bulbs, tubers, tuberous roots, corms, crowns and rhizomes, dormant	-	658	-	9 814
06012090	Bulbs, tubers, tuberous roots, corms, crowns and rhizomes, in growth or in flower	393 138	835 263	351 815	667 152
06021090	Unrooted cuttings and slips, other than orchids and rubber trees	58 376	155 972	651 360	1 865 293
06022000	Trees, shrubs and bushes, grafted or not, of kinds which bear edible fruit or nuts	1	2	0	60
06029010	Rooted orchid cuttings and slips	1 352	4 657	10 708	37 907
06029040	Budded stumps of the genus Hevea	30	117	627	5 822
06029050	Seedlings of the genus Hevea	560	1 110	50 718	131 486
06029060	Budwood of the genus Hevea	15	25	149	193
06029090	Mushroom spawn and other live plants, nec in heading 0602	8 600	20 282	372 291	686 934
06031100	Roses, cut or bud, suitable for bouquets or for ornamental purposes, fresh	-	15	-	945
06031300	Orchids, cut or bud, suitable for bouquets or for ornamental purposes, fresh	3 800	7 658	32 680	49 828
06031400	Chrysanthemums, cut or bud, suitable for bouquets or for ornamental purposes, fresh	9 082	23 943	69 031	211 424

Tabel 3 : Ekspor Indonesia menurut Komoditi ( Kode HS 8 digit )

Maret 2021

Kode H S	Uraian golongan barang	Berat bersih (Kg)		Nilai F.O.B. ( U S \$ )	
		Bulan ini	Kumulatif	Bulan ini	Kumulatif
(1)	(2)	(3)	(4)	(5)	(6)
06031500	Lilies (Lilium spp.), cut or bud, suitable for bouquets or for ornamental purposes, fresh	32	1 849	7 465	477 146
06031900	Flowers, cut/bud, other than rose, carnation, orchid, chrysanthemum, lilies, suitable for bouquets/ornamental purposes, fresh	26 048	177 141	74 572	399 997
06042010	Mosses and lichens, being goods of a kind suitable for bouquets or for ornamental purposes, fresh	2 062	10 245	16 975	83 004
06042090	Foliage, branches & other parts of plants, without flower/buds, grasses, suitable for bouquets/for ornamental purposes, fresh	126 115	426 123	191 024	476 489
06049010	Mosses and lichens, suitable for bouquets/for ornamental purposes, dried, dyed, bleached, impregnated/otherwise prepared	20 503	49 352	110 228	269 292
06049090	Foliage, branch & other part of plant, w/o flower/bud, grass, for bouquet/ornament purpose, dry, dye, bleach, impregnate/other prepare	-	22 400	-	15 120
07019010	Chipping potatoes, fresh or chilled	2 340	18 660	3 253	19 667
07019090	Potatoes, fresh or chilled, other than seed and chipping potatoes	157 040	602 175	133 500	449 385
07020000	Tomatoes, fresh or chilled	7 437	26 987	19 262	62 034
07031019	Onions, other than for propagation, fresh or chilled	249	1 521	768	5 838
07031029	Shallots, other than for propagation, fresh or chilled	5 077	15 816	6 219	22 713
07032090	Garlic, other than for propagation, fresh or chilled	151	624	44	425
07039090	Leeks and other alliaceous vegetables, other than for propagation, fresh or chilled	4	4	0	0
07041010	Cauliflowers, fresh or chilled	10	10	44	44
07041020	Headed broccoli, fresh or chilled	213	318	93	130
07042000	Brussels sprouts, fresh or chilled	1 200	2 610	1 357	2 979
07049010	Round (drumhead) cabbages, fresh or chilled	442 320	1 399 156	115 409	455 430
07049020	Chinese mustard, fresh or chilled	10	20	26	52
07049090	Edible brassicas, other than cauliflower, headed broccoli, brussels sprouts, round cabbage, chinese mustard, fresh/chilled	236 237	580 268	128 834	289 944
07051100	Cabbage lettuce (head lettuce), fresh or chilled	2	672	8	4 050
07051900	Lettuce (lactuca sativa), other than cabbage lettuce (head lettuce), fresh or chilled	90 641	228 674	125 424	268 023
07061010	Carrots, fresh or chilled	2 987	10 769	6 287	12 956
07061020	Turnips, fresh or chilled	14 332	37 262	6 564	22 699
07069000	Salad beetroot, salsify, celeriac, radishes and similar edible roots, fresh or chilled	5 113	11 813	7 159	12 929
07070000	Cucumbers and gherkins, fresh or chilled	327	1 187	768	1 723
07082010	French beans, shelled or unshelled, fresh or chilled	84 909	251 020	118 020	277 899
07082020	Long beans, shelled or unshelled, fresh or chilled	142	552	151	1 000
07082090	Beans (vigna spp, phaseolus spp), other than french and long beans, shelled or unshelled, fresh or chilled	8 571	30 803	31 474	61 953
07089000	Leguminous vegetables, shelled/unshelled, other than peas (Pisum sativum) & beans (Vigna spp., Phaseolus spp.) fresh/chilled	72 847	376 356	145 546	501 892
07092000	Asparagus, fresh or chilled	42	68	313	789
07093000	Aubergines (egg-plants), fresh or chilled	45 279	65 914	52 589	58 299
07094000	Celery other than celeriac, fresh or chilled	3	3	13	13
07095100	Mushrooms of the genus agaricus, fresh or chilled	9 044	26 636	52 057	146 584
07095990	Mushrooms, other than genus agaricus, fresh or chilled	275	275	111	111
07096010	Chillies (fruits of genus capsicum), fresh or chilled	17 405	44 444	45 678	106 702
07097000	Spinach, new zealand spinach and orache spinach (garden spinach), fresh or chilled	486	1 036	1 267	2 381
07099300	Pumpkins, squash and gourds (cucurbita spp), fresh or chilled	37 012	120 895	12 193	36 499
07099910	Sweet corn, fresh or chilled	1 102	2 332	553	1 398
07099920	Lady's finger (okra), fresh or chilled	4 505	35 080	16 457	67 864
07099990	Vegetables, edible, other than 0701.10.00 - 0709.99.20, fresh or chilled	87 787	194 295	122 063	257 796
07101000	Potatoes (uncooked or cooked by steaming or boiling in water), frozen	458 065	770 683	588 962	892 236
07102100	Peas (pisum sativum), shelled or unshelled, (uncooked or cooked by steaming or boiling in water), frozen	-	2 500	-	10 068

Tabel 3 : Ekspor Indonesia menurut Komoditi ( Kode HS 8 digit )

Maret 2021

Kode H S	Uraian golongan barang	Berat bersih (Kg)		Nilai F.O.B. ( U S \$ )	
		Bulan ini	Kumulatif	Bulan ini	Kumulatif
(1)	(2)	(3)	(4)	(5)	(6)
07102200	Beans (vigna spp, phaseolus spp), shelled or unshelled, (uncooked or cooked by steaming or boiling in water), frozen	5 000	40 161	11 475	80 798
07102900	Leguminous veg, other than peas & beans, shelled/unshelled, (uncooked or cooked by steaming or boiling in water), frozen	346 594	905 942	753 943	1 911 496
07104000	Sweet corn, (uncooked or cooked by steaming or boiling in water), frozen	89 444	338 929	103 809	383 056
07108000	Vegetables, uncooked or cooked by steaming or boiling in water, other than potato,leguminous,spinach,sweet corn, frozen	614 528	1 429 120	1 110 385	2 595 183
07109000	Mixtures of vegetables, (uncooked or cooked by steaming or boiling in water), frozen	15 691	67 224	34 284	136 668
07115990	Mushroom o.t genus agaricus&truffle,preserved in brine/sulphur water/oth preserve solution,unsuit for immediate consumpt	6	6	1	1
07119020	Chillies (fruits of genus capsicum) provisionally preserved, but unsuitable in that state for immediate consumption	475	872	1 669	7 616
07119090	Vegetables, mix of vegetables oth than onions, caper, chillies, sweet corn, preserved other than by sulphur dioxide gas	250	6 455	460	17 033
07122000	Onions, dried, whole, cut, sliced, broken or in powder, but not further prepared	8	12	84	116
07123100	Mushrooms of the genus Agaricus, dried, whole, cut, sliced, broken or in powder, but not further prepared	1 124	17 764	1 975	27 130
07123990	Mushroom o.t Agaricus,Wood ears,Jelly fungi,truffle,shitake,dried,whole,cut,sliced,broken/in powder,not further prepared	13 437	13 812	105 307	105 352
07129010	Garlic, dried, whole, cut, sliced, broken or in powder, but not further prepared	1 221	1 300	4 805	5 579
07129090	Vegetable,mix of vegetable, o.t garlic,mushroom,onion,dried,whole,cut,sliced,broken/in powder,but not further prepared	361 972	698 381	1 021 017	2 846 056
07133190	Beans of sp Vigna mungo, Hepper/Vigna radiata, Wilczek, dried, shelled, w.o.n skinned or split, not suitable for sowing	199 325	1 057 834	251 652	1 239 416
07133290	Small red (Adzuki) beans (Phaseolus or Vigna angularis), dried, shelled, w.o.n skinned or split, not suitable for sowing	-	18 000	-	3 323
07133390	Kidney beans, incl white pea beans (Phaseolus vulgaris), dried, shelled, w.o.n skinned or split, not suitable for sowing	3 992	127 932	2 222	66 853
07139090	Dried leguminous veg,o.t peas,chickpeas,beans,lentils,broad&horse(bean),pigeon peas,shelled,w.o.n skin/split,not sowing	2 670	4 670	3 338	6 338
07141011	Manioc (cassava), sliced or in the form of pellets, dried chips	106 665	1 278 735	173 126	619 045
07141019	Manioc (cassava), sliced or in the form of pellets, other than dried chips	31 584	1 296 727	12 742	377 991
07141091	Manioc (cassava), other than sliced or in the form of pellets, frozen	420	6 460	63	9 057
07141099	Manioc (cassava), other than sliced or in the form of pellets, fresh, chilled, or dried	40 523	66 000	51 201	66 970
07142010	Sweet potatoes whether or not sliced or in the form of pellets, frozen	398 320	995 662	554 820	1 471 273
07142090	Sweet potatoes whether or not sliced or in the form of pellets, fresh, chilled, or dried	846 549	2 100 591	480 896	1 195 321
07143090	Yams (Dioscorea spp) whether or not sliced or in the form of pellets, fresh, chilled, or dried	-	1	-	2
07144010	Taro (Colocasia spp) whether or not sliced or in the form of pellets, frozen	32 810	33 770	38 431	39 818
07144090	Taro (Colocasia spp) whether or not sliced or in the form of pellets, fresh, chilled, or dried	214 184	675 415	83 013	244 575
07149019	Sago pith, fresh, chilled, or dried	164 000	1 909 000	27 880	266 530
07149099	Arrowroot,salep,Jerusalem artichokes,similar root&tubers w/ high starch/inulin,w.o.n sliced/in pellets,other than frozen	76 829	256 932	63 889	327 726
08011100	Coconuts, desiccated, dried	12 451 967	33 410 380	20 138 181	54 959 272
08011200	Coconuts In the inner shell (endocarp)	38 215 335	78 710 707	8 662 564	17 336 445
08011910	Young coconut	26 378	103 978	27 589	90 942

Tabel 3 : Ekspor Indonesia menurut Komoditi ( Kode HS 8 digit )

Maret 2021

Kode H S	Uraian golongan barang	Berat bersih (Kg)		Nilai F.O.B. ( U S \$ )	
		Bulan ini	Kumulatif	Bulan ini	Kumulatif
(1)	(2)	(3)	(4)	(5)	(6)
08011990	Coconuts, other than desiccated, in the inner shell (endocarp), young coconut, fresh or dried	45 814 489	122 004 124	12 272 394	33 620 925
08012100	Brazil nuts In shell	45 000	151 500	29 825	94 398
08012200	Brazil nuts shelled	37 602	78 440	4 202	10 016
08013100	Cashew nuts In shell	1 543 539	15 660 020	1 824 812	18 638 259
08013200	Cashew nuts shelled	593 008	1 574 006	3 787 602	9 967 554
08021200	Almonds shelled	39 918	101 136	243 162	622 737
08022200	Hazelnuts or filberts (Corylus spp) shelled	-	600	-	1 425
08023100	Walnuts In shell	12	12	54	54
08028000	Areca nuts	21 943 940	73 653 124	34 339 365	106 505 223
08029000	Nuts, other than 0801.11 - 0802.80, fresh or dried, whether or not shelled or peeled	827 820	1 652 387	1 593 658	3 178 579
08031000	Plantains, fresh or dried	635 308	1 644 333	195 880	525 727
08039010	Lady's finger banana, fresh or dried	1 949	3 325	2 155	3 573
08039090	Bananas other than lady's finger banana, fresh or dried	827 514	2 035 548	452 647	1 131 434
08041000	Dates, fresh or dried	22 936	35 344	115 653	140 159
08043000	Pineapples, fresh or dried	825 202	2 261 133	477 946	1 274 779
08044000	Avocados, fresh or dried	64 548	146 629	18 463	67 982
08045010	Guavas, fresh or dried	3 196	7 606	5 161	11 451
08045020	Mangoes, fresh or dried	3 641	9 877	3 870	11 377
08045030	Mangosteens, fresh or dried	1 739 983	6 957 658	5 493 177	23 350 575
08051010	Fresh oranges	4 920	10 413	2 689	6 799
08052200	Clementines, fresh or dried	18	39	128	321
08055010	Lemons (Citrus limon, Citrus limonum), fresh or dried	54 398	55 413	4 152	4 873
08055020	Limes (Citrus aurantifolia, Citrus latifolia), fresh or dried	307 533	488 631	149 586	230 756
08059000	Citrus fruit other than oranges, mandarins, clementines, wilkings, grapefruit, pomelos, lemons, limes, fresh or dried.	1 340	8 736	4 288	42 202
08071100	Watermelons, fresh	1 000	2 423	690	926
08071900	Melons, other than watermelons, fresh	12 423	19 988	7 727	13 493
08072000	Papaws (papayas), fresh	387	1 705	327	777
08092900	Cherries other than sour cherries (Prunus cerasus), fresh	100	100	165	165
08094010	Plums, fresh	17 530	17 530	12 271	12 271
08101000	Strawberries, fresh	-	20	-	7
08102000	Raspberries, blackberries, mulberries and loganberries, fresh	2 783	8 093	46 936	136 486
08104000	Cranberries, bilberries and oth fruits of the genus Vaccinium, fresh	26	29	34	69
08106000	Durians, fresh	5 991	35 756	9 150	90 999
08109010	Longans, mata kucing, fresh	66	66	169	169
08109020	Lychees, fresh	27	100	50	237
08109030	Rambutan, fresh	28 297	121 170	36 146	209 098
08109040	Langsat (Lanzones), fresh	238	238	853	853
08109050	Jackfruit (including Cempedak and Nangka), fresh	5 980	41 473	5 162	26 133
08109060	Tamarinds, fresh	777	1 679	3 356	4 140
08109070	Starfruit, fresh	-	44	-	77
08109091	Salacca (snake fruit), fresh	140 083	423 992	198 678	488 182
08109092	Dragon fruit, fresh	14 008	48 904	42 824	133 342
08109093	Sapodilla (ciku fruit), fresh	87	2 105	374	1 674
08109094	Pomegranate, soursop/sweetsops, bell fruit, marian plum, passion fruit, cottonfruit, jujube and tampoi or rambai	8 675	48 717	11 242	36 124
08109099	Fruit other than 0803.10.00 - 0810.90.94, fresh	3 915	9 650	1 808	4 741
08111000	Strawberries, uncooked/cooked by steaming/boiling, frozen, w.o.n containing added sugar or oth sweetening matter	50 000	75 000	120 500	179 750
08119000	Fruit & nuts other than 0811.10 - 0811.20, uncooked or cooked by steaming/boiling, frozen, w.o.n cont added sugar or oth	400 212	1 183 935	615 821	1 194 434
08133000	Apples, dried	17	17	228	228
08134010	Longans, dried	50 000	149 000	26 600	75 950
08134020	Tamarinds, dried	269 339	3 685 879	224 655	1 687 465
08134090	Fruit, other than heading 0801-0806, apricots, prunes, apples, longans, tamarinds, dried	130 025	347 166	114 660	338 544
08135030	Mixtures of which dried dates predominate by weight	2 712	6 174	7 528	18 543
08135040	Mix of which dried avocados or dried oranges/mandarins (including tangerines and satsumas) predominate by weight	52	182	79	729

Tabel 3 : Ekspor Indonesia menurut Komoditi ( Kode HS 8 digit )

Maret 2021

Kode H S	Uraian golongan barang	Berat bersih (Kg)		Nilai F.O.B. ( U S \$ )	
		Bulan ini	Kumulatif	Bulan ini	Kumulatif
(1)	(2)	(3)	(4)	(5)	(6)
09011110	Coffee, Arabica WIB or Robusta OIB, not roasted, not decaffeinated	29 248 461	93 160 456	61 965 243	191 767 890
09011190	Coffee other than Arabica WIB or Robusta OIB, not roasted, not decaffeinated	254 112	686 310	375 414	968 696
09011210	Coffee, Arabica WIB or Robusta OIB, not roasted, decaffeinated	17 055	28 299	82 490	153 565
09012110	Coffee, roasted, not decaffeinated, unground	18 942	26 918	125 072	194 211
09012120	Coffee, roasted, not decaffeinated, ground	245 885	392 222	749 020	1 189 919
09012210	Coffee, roasted, decaffeinated, unground	6 064	6 064	66 486	66 486
09012220	Coffee, roasted, decaffeinated, ground	9 906	13 896	30 885	38 989
09019010	Coffee husks and skins	60	330	2 500	6 008
09019020	Coffee substitutes containing coffee	146	159 872	1 543	432 199
09021010	Leaves green tea (not fermented), in immediate packings of not exceeding 3 kg, whether or not flavoured	29 735	54 204	54 492	93 340
09021090	Green tea (not fermented) other than leaves, in immediate packings of not exceeding 3 kg, whether or not flavoured	30 893	60 672	189 113	424 425
09022010	Leaves green tea (not fermented), in immediate packings of exceeding 3 kg, whether or not flavoured	352 042	967 405	709 102	2 062 075
09022090	Green tea (not fermented) other than leaves, in immediate packings of exceeding 3 kg, whether or not flavoured	73 855	217 330	182 127	422 996
09023010	Leaves black tea(fermented) &partly fermented tea, in immediate packings of not exceeding 3 kg, whether or not flavoured	65	444	31	4 915
09023090	Black tea(fermented)&partly fermented tea other than leaves, in immediate packings of <=3 kg, whether or not flavoured	593 696	1 349 647	2 501 402	6 051 488
09024010	Leaves black tea(fermented) &other partly fermented tea in immediate packings of exceeding 3 kg,whether or not flavoured	538 410	840 441	1 084 422	1 678 464
09024090	Black tea (fermented)&oth partly fermented tea other than leaves,in immediate packings of >3 kg,whether or not flavoured	3 059 069	7 764 637	4 991 703	12 701 039
09030000	MatØ	-	1 680	-	4 800
09041110	White pepper, neither crushed nor ground	3 176 918	6 499 379	10 302 083	23 035 177
09041120	Black pepper, neither crushed nor ground	1 587 800	4 191 088	4 301 922	11 134 618
09041190	Pepper of the genus Piper other than white and black pepper, neither crushed nor ground	518 584	760 161	3 194 970	4 300 956
09041210	White pepper, crushed or ground	9 562	21 590	50 859	110 164
09041220	Black Pepper, crushed or ground	98 233	211 695	270 988	667 387
09041290	Pepper of the genus Piper other than white and black pepper, crushed or ground	8 062	38 719	14 909	122 181
09042110	Chillies (fruits of the genus Capsicum), dried, neither crushed nor ground	4 051	6 147	4 201	5 351
09042190	Fruits of the genus Capsicum or of the genus Pimenta, other than Chillies, dried, neither crushed nor ground	1 200	10 000	3 161	9 631
09042210	Chillies (Fruits of the genus Capsicum), crushed or ground	117 941	366 084	556 789	1 754 150
09042290	Fruits of the genus Capsicum or of the genus Pimenta, other than Chillies, crushed or ground	3 414	13 077	3 630	35 351
09051000	Vanila, neither crushed nor ground	24 486	54 522	3 188 984	6 647 855
09052000	Vanila, crushed or ground	1 481	5 092	197 375	570 274
09061100	Cinnamon (Cinnamomum zeylanicum Blume), neither crushed nor ground	528 112	1 637 247	3 052 662	8 974 400
09061900	Cinnamon other than Cinnamomum zeylanicum Blume and cinnamon-tree flowers, neither crushed nor ground	1 077 066	2 472 729	4 869 568	10 919 921
09062000	Cinnamon and Cinnamon-tree flowers, crushed or ground	1 467 878	4 452 310	6 785 724	20 073 567
09071000	Cloves (whole fruit, cloves and stems), neither crushed nor ground	3 441 300	7 581 883	14 355 521	30 287 772
09072000	Cloves (whole fruit, cloves and stems), crushed or ground	38 913	58 720	498 419	747 329
09081100	Nutmeg, neither crushed nor ground	2 710 820	5 662 816	14 468 320	28 560 152
09081200	Nutmeg, crushed or ground	37 090	636 907	278 723	3 769 965
09082100	Mace, neither crushed nor ground	408 948	1 081 973	6 927 790	16 266 788
09082200	Mace Crushed or ground	76 237	180 742	1 622 361	3 863 865
09083100	Cardamoms, neither crushed nor ground	1 069 585	1 897 885	8 905 607	15 008 791
09083200	Cardamoms, crushed or ground	-	32	-	46
09092100	Seeds of coriander, neither crushed nor ground	959	14 376	3 534	27 014
09092200	Seeds of coriander, crushed or ground	39	1 351	136	4 876



Tabel 3 : Ekspor Indonesia menurut Komoditi ( Kode HS 8 digit )

Maret 2021

Kode H S	Uraian golongan barang	Berat bersih (Kg)		Nilai F.O.B. ( U S \$ )	
		Bulan ini	Kumulatif	Bulan ini	Kumulatif
(1)	(2)	(3)	(4)	(5)	(6)
09093200	Seeds of cumin, crushed or ground	181	1 104	282	1 767
09096130	Seeds of caraway, neither crushed nor ground	-	1	-	1
09096190	Seeds of fennel, juniper berries, neither crushed nor ground	1	1	10	10
09096230	Seeds of caraway, crushed or ground	-	20	-	23
09101100	Ginger, neither crushed nor ground	279 433	556 660	222 123	541 054
09101200	Ginger, crushed or ground	15 944	28 416	58 922	113 731
09102000	Saffron	-	1	-	150
09103000	Turmeric (curcuma)	1 072 214	1 558 602	1 161 625	1 604 010
09109110	Curry	148	6 372	1 457	17 414
09109190	Mixtures of spices in heading 0904 - 0910, other than curry	120 663	150 938	202 269	307 641
09109910	Thyme, bay leaves	24 567	29 089	59 796	78 934
09109990	Spices, not mixtures, other than HS 0904.11.10 - 0910.99.10	96 445	362 519	121 228	628 871
10051000	Maize (corn) seed	425 000	425 010	1 079 218	1 079 228
10059010	Popcorn	13 411	16 098	21 822	27 698
10059090	Maize (corn), other than seed & popcorn	117 001	378 202	73 331	206 986
10061010	Rice in the husk (paddy or rough), suitable for sowing	36	16 045	35	176 150
10061090	Rice in the husk (paddy or rough), not suitable for sowing	-	12	-	27
10062090	Husked (brown) rice, other than Hom Mali rice	12	2 619	50	2 704
10063030	Glutinous rice, semimilled or wholly milled glutinous rice, whether or not polished or glazed	-	5 224	-	8 711
10063099	Semi-milled/ wholly milled rice, whether or not polished or glazed, oth than glutinous rice, Hom Mali rice, parboiled rice	-	15 012	-	41 841
10064010	Broken rice, of a kind used for animal feed	-	1	-	1
10064090	Broken rice, other than of a kind used for animal feed	-	367	-	126
11010011	Wheat flour, fortified	3 546 552	9 568 612	1 452 213	3 913 727
11010019	Wheat flour, other than fortified	3 646 222	4 398 951	1 449 978	1 722 804
11022000	Maize (corn) flour	109 613	366 004	50 261	151 103
11029010	Rice flour	29 320	85 988	28 240	103 840
11029020	Rye flour	2 697	4 711	1 938	3 370
11029090	Cereal flours other than wheat, meslin, maize (corn), rice, rye flour	32 415	103 969	27 565	90 628
11031300	Groats and meal of maize (corn)	-	90	-	180
11031920	Groats and meal of rice	1 000	2 050	1 220	2 507
11031990	Groats and meal of cereals, other than wheat, maize (corn), meslin and rice	-	44	-	84
11041200	Rolled or flaked grains of oats	-	1	-	1
11041910	Rolled or flaked grains of maize (corn)	5 000	198 550	200	91 748
11042990	Worked cereal grains (for example, hulled, pearled, sliced or kibbled), other than oats, maize (corn) and barley	-	0	-	1
11043000	Germ of cereals, whole, rolled, flaked or ground	1 084 250	3 254 344	401 673	1 185 297
11051000	Flour, meal and powder of potatoes	15 642	44 487	4 565	57 767
11061000	Flour, meal and powder of the dried leguminous vegetables	-	119	-	312
11062010	Flour, meal and powder of manioc (cassava)	8 675	104 007	11 873	42 807
11062020	Flour, meal and powder of sago	297 004	955 152	50 492	164 213
11062030	Flour, meal and powder of sweet potato (Ipomoea Batatas)	-	171 176	-	60 233
11062090	Flour, meal & powder of oth sago/of roots/ tubers of 0714, oth than manioc/cassava, sago, sweet potato/Ipomoea batatas	76	576	372	1 279
11063000	Flour, meal and powder of the products of edible fruit and nuts	634 106	1 435 175	2 600 327	5 835 102
11081200	Maize (corn) starch	2 561 610	7 567 133	1 092 293	3 119 719
11081300	Potato starch	-	209 500	-	153 982
11081400	Manioc (cassava) starch	39 482 108	100 007 654	16 588 199	40 515 559
11081910	Sago starch	22 882	181 186	10 018	137 040
11081990	Starches other than wheat, maize (corn), potato, manioc (cassava), sago	36 220	74 382	19 153	35 971
11082000	Inulin	-	0	-	1
12019000	Soya beans, other than seed, whether or not broken	325 464	747 134	52 863	222 503
12023000	Ground-nuts, seeds, not roasted or otherwise cooked, whether or not shelled or broken	30	32	150	184
12024100	Ground-nuts, other than seed, not roasted or otherwise cooked, in shell	62 888	428 657	144 696	811 993
12024200	Ground-nuts, other than seed, not roasted or otherwise cooked, shelled, whether or not broken	366	21 447	176	64 364

Tabel 3 : Ekspor Indonesia menurut Komoditi ( Kode HS 8 digit )

Maret 2021

Kode H S	Uraian golongan barang	Berat bersih (Kg)		Nilai F.O.B. ( U S \$ )	
		Bulan ini	Kumulatif	Bulan ini	Kumulatif
(1)	(2)	(3)	(4)	(5)	(6)
12030000	Copra	5 648 586	12 915 686	6 530 432	15 070 952
12071010	Palm nuts suitable for sowing/planting, whether or not broken	172	172	18 300	18 300
12071030	Kernels, whether or not broken	1 900 000	3 800 000	1 173 713	2 292 447
12071090	Palm nuts not suitable for sowing/planting, whether or not broken	1 795 000	5 266 790	185 782	558 084
12072900	Cotton seeds, other than seed	190 498	465 786	44 610	108 746
12073000	Castor oil seeds	-	4 500	-	10 530
12074010	Sesamum seeds, edible	150 000	300 000	195 540	386 550
12074090	Sesamum seeds, other than edible	138 520	167 628	164 534	252 833
12079990	Oil seeds and oleaginous fruit other than HS 1201.10.10 - 1207.99.50, whether or not broken	48 000	144 000	17 760	53 280
12081000	Flours and meals of soya beans	40	6 123	22	8 220
12089000	Flours and meals of oil seeds or oleaginous fruits, other than those of mustard and soya beans	-	24	-	7 522
12092990	Seeds of forage plants other than lucerne, clover, fescue, kentucky blue grass, rye grass, timothy grass,beet,for sowing	8	60 023	170	143 826
12093000	Seeds of herbaceous plants cultivated principally for their flowers	94	202	191 524	632 658
12099190	Vegetable seeds, other than onion seeds, for sowing	176 524	415 350	510 674	1 016 287
12099990	Seeds,fruit and spores,o.t seeds of(sugar beet,forage plants,herbaceous plants,onion,rubber tree,kenaf), for sowing	50 805	143 935	64 561	304 729
12112000	Ginseng roots, fresh, chilled, frozen or dried, whether or not cut, crushed or powdered	2	212	52	3 398
12119016	Plants&its parts,used primarily in pharmacy,o.t HS 1211.90.11-1211.90.15,fresh,chilled,frozen/dried,in cut,crush/powder	-	21 550	-	69 564
12119019	Plant&its part,used primarily in pharmacy,o.t HS 1211.90.11-1211.90.16,fresh,chill,frozen/dried,not in cut,crush/powder	-	2 749	-	10 968
12119091	Pyrethrum used primarily in not pharmacy, in cut, crushed or powdered form, fresh, chilled, frozen/ dried	30 422	185 122	48 953	249 091
12119094	Sandalwood chips used primarily in not pharmacy, fresh, chilled, frozen/ dried, whether/ not cut, crushed/ powdered	43 564	49 292	69 404	120 421
12119095	Agarwood (Gaharu) chips used primarily in not pharmacy,fresh,chilled,frozen/ dried, whether/ not cut, crushed/ powdered	150 207	328 905	1 332 255	3 478 657
12119097	Bark of perseae used primarily in not pharmacy,fresh,chilled,frozen/ dried,whether/ not cut, crushed/ powdered	13 532	35 032	58 263	102 714
12119098	Plant&its part,used primarily not in pharmacy,o.t HS 1211.90.91-1211.90.97 in cut/crush/powder, fresh,chill,frozen/dried	575 489	1 443 518	1 141 498	2 463 064
12119099	Plant&its part, primarily not in pharmacy,o.t HS 1211.90.91-1211.90.97,not in cut/crush/powder, fresh,chill,frozen/dried	275 746	1 006 400	1 081 078	3 843 008
12122111	Euclidean spinosum fit for human consumption, dried but not ground	1 971 859	4 606 294	951 272	2 268 277
12122112	Euclidean cottonii fit for human consumption, dried but not ground	10 312 890	21 813 922	13 382 171	28 971 370
12122113	Gracilaria spp fit for human consumption, dried but not ground	4 736 665	10 347 749	2 715 269	5 989 869
12122115	Sargassum spp fit for human consumption, dried but not ground	122 968	148 968	48 460	54 604
12122119	Seaweeds&other algae for human consumption,dried but not ground,o.t E.spinosum,E.cottonii,Gracilaria,Gelidium,Sargassum	20 000	34 000	29 250	53 557
12122190	Seaweeds and other algae fit for human consumption, other than dried and not ground	1 568 478	4 284 784	1 640 494	5 027 403
12122919	Seaweeds and other algae, fresh, chilled or dried, not fit for human consumption, other than used in pharmacy	975 198	3 134 477	226 752	729 389
12122920	Seaweeds&other algae,fresh,chilled/dried,not human consumptn,oth than in dyeing,tanning,perfumery,pharmacy,insect,funghi	157 570	629 326	58 133	198 715
12129100	Sugar beet, fresh, chilled, frozen or dried, of a kind used primarily for human consumption	2	7 415	5	6 911
12129200	Locust beans (carob) fresh, chilled, frozen or dried, of a kind used primarily for human consumption	25	150	63	296

Tabel 3 : Ekspor Indonesia menurut Komoditi ( Kode HS 8 digit )

Maret 2021

Kode H S	Uraian golongan barang	Berat bersih (Kg)		Nilai F.O.B. ( U S \$ )	
		Bulan ini	Kumulatif	Bulan ini	Kumulatif
(1)	(2)	(3)	(4)	(5)	(6)
12129390	Sugar cane other than suitable for planting	20 480	20 480	4 751	4 751
12129990	Vegetable products of a kind used primarily for human consumption other than HS 1212.21.11 - 1212.99.10	358 281	862 593	802 840	2 164 133
12130000	Cereal straw and husks, unprepared, whether or not chopped, ground, pressed or in the form of pellets	37 000	61 000	4 004	6 152
12141000	Lucerne (alfalfa) meal and pellets	-	189	-	200
12149000	Swedes,mangolds,fodder roots,hay,clover,sainfoin,forage kale,lupines, vetches&other forage, or in the form of pellets	-	9 100	-	1 765
13012000	Gum Arabic	25	5 175	79	6 759
13019040	Lac	105 148	184 047	192 671	466 826
13019090	Natural gums, resins, gum-resins and oleoresins, other than gum arabic, cannabis resins, lac	4 837 865	11 812 330	6 612 336	15 278 675
13021400	Vegetable saps and extracts of ephedra	400	400	14 108	14 108
13021940	Vegetable saps and extracts of pyrethrum or of the roots of plants containing rotenone	15 443	60 444	35 036	98 052
13021990	Vegetable saps and extracts, other than of opium, liquorice, hops, ephedra, cannabis,pyrethrum,japan/chinese lacquer	167 630	935 600	46 000	245 244
13022000	Pectic substances, pectinates and pectates	78 030	138 775	93 669	192 655
13023100	Agar-agar	102 450	204 436	1 467 075	2 941 000
13023200	Mucilages and thickeners, whether or not modified, derived from locust beans, locust bean seeds or guar seeds	0	0	3	3
13023911	Carrageenan powder, Semirefined	1 097 252	2 589 126	6 672 222	15 703 151
13023912	Carrageenan powder, Refined	38 990	77 769	582 936	1 113 971
13023913	Carrageenan, alkali treated carrageenan chips (ATCC)	98 000	126 002	614 695	787 132
13023919	Carrageenan, other than powder(refined and semirefined), alkali treated carrageenan chips (ATCC)	11 800	60 800	83 608	420 728
13023990	Mucilages and thickeners, whether or not modified, other than agar-agar, locust bean, carrageenan	44 397	85 235	289 164	730 753
14011000	Bamboos, of a kind used primarily for plaiting	391 723	840 196	368 618	707 859
14019000	Vegetable materials of a kind used primarily for plaiting other than bamboo and rattans	5 248	17 932	71 905	131 827
14042000	Cotton linters	22 812	43 455	41 156	92 685
14049020	Vegetable products nec or included of a kind used primarily in tanning or dyeing, other than cotton linters	211 005	601 299	82 691	254 540
14049030	Kapok	1 058 156	2 983 828	902 926	2 162 679
14049091	Palm kernel shells	399 060 753	992 205 585	37 308 323	94 169 057
14049099	Vegetable products nec or included oth used primarily in tanning/ dyeing,oth than HS 1404.20.00 - 1404.90.92	2 445 263	6 832 393	895 972	1 848 527
15019000	Poultry fat, other than that of heading 0209 or 1503	63	5 661	210	19 861
15041090	Fish-liver oils and their fractions other than solid fraction	-	16 000	-	19 296
15042010	Fats and oils and their fractions, of fish, other than liver oils, solid fractions	80 476	241 670	114 324	356 861
15042090	Fats and oils and their fractions, of fish, other than liver oils, other than solid fractions	15 602	31 202	19 815	41 000
15050090	Wool grease and fatty substances derived therefrom, other than lanolin	2 500	2 500	18 000	18 000
15091010	Virgin olive oil, not chemically modified, not solvent extraction, in packings of a net weight not exceeding 30 kg	-	2	-	7
15091090	Virgin olive oil, not chemically modified, not solvent extraction, in packings of a net weight exceeding 30 kg	-	37	-	308
15099091	Fractions of refined olive oil, not chemically modified, not solvent extraction, in packings of a net weight <= 30 kg	-	200	-	330
15099099	Fractions of refined olive oil, not chemically modified, not solvent extraction, in packings of a net weight > 30 kg	-	1	-	11
15100010	Crude oil, obtained solely from olives, solvent extraction, but not chemically modified	22	28	42	780
15100090	Fractions of refined oil,obtained solely from olives,not chemically modified,blend with oils/fraction of heading 1509	18	18	495	495
15111000	Crude palm oil, not chemically modified	379 438 396	858 636 626	392 010 181	850 786 188
15119020	Refined palm oil, not chemically modified	720 178 908	1 776 770 303	685 241 424	1 646 873 530
15119031	Solid fractions of refined palm oil, not chemically modified, with iodine value 30 or more, but less than 40	251 016 486	578 503 603	237 823 803	531 674 511

Tabel 3 : Ekspor Indonesia menurut Komoditi ( Kode HS 8 digit )

Maret 2021

Kode H S	Uraian golongan barang	Berat bersih (Kg)		Nilai F.O.B. ( U S \$ )	
		Bulan ini	Kumulatif	Bulan ini	Kumulatif
(1)	(2)	(3)	(4)	(5)	(6)
15119032	Solid fractions of refined palm oil, not chemically modified, with iodine value 40 or more	48 038 570	117 301 376	47 114 847	110 474 175
15119036	Liquid fractions of refined palm oil, not chemically modified, in packing of a net weight not exceeding 25 kg	107 166 553	286 191 013	116 092 296	301 264 596
15119037	Liquid fractions of refined palm oil, not chemically modified, in packing of a net weight>25kg, with 55<=iodine value<60	989 242 222	2 465 477 758	953 350 078	2 275 038 456
15119039	Liquid fractions of refined palm oil,not chemically modified,packing net weight>25kg,iodine value<55 or iodine value>=60	23 635 992	70 080 570	23 201 137	66 724 432
15119049	Solid fractions of unrefined palm oil, not chemically modified, with packing of a net weight exceeding 25 kg	-	201 550	-	197 721
15121910	Fractions of unrefined sunflowerseed oil or safflower oil, not chemically modified	2	3	1	4
15121990	Sunflower-seed or safflower oil and fractions other than crude oil, unrefined, refined, not chemically modified	136	354	40	128
15122990	Cotton-seed oil and its fractions other than crude oil and fraction of unrefined oil, not chemically modified	-	1	-	1
15131100	Crude oil of coconut (copra) oil, not chemically modified	16 785 948	58 945 475	23 779 988	82 418 797
15131910	Fractions of unrefined coconut oil, not chemically modified	285 811	614 152	374 882	613 212
15131990	Coconut (copra) oil and its fractions other than crude oil and fraction of unrefined oil, not chemically modified	25 820 797	78 915 858	39 827 296	117 535 852
15132110	Crude oil of palm kernel, not chemically modified	6 252 942	9 755 470	8 834 184	13 717 786
15132190	Crude oil of babassu, not chemically modified	565	1 401	1 323	7 693
15132991	Solid fractions of refined palm kernel oil, not chemically modified	17 661 170	45 595 432	24 707 865	59 406 192
15132994	Palm kernel olein, refined, bleached and deodorized (RBD), not chemically modified	18 305 115	40 351 457	22 872 901	48 907 294
15132995	Palm kernel oil, RBD, not chemically modified	59 233 631	224 241 946	78 306 694	275 931 072
15151100	Crude oil of linseed oil, not chemically modified	30	54	73	117
15151900	Linseed oil and its fractions, other than crude oil, not chemically modified	-	413 650	-	1 958
15153090	Castor oil and its fractions, other than crude oil, but not chemically modified	-	26 000	-	42 907
15155090	Fractions of refined sesame oil, but not chemically modified	57	401	630	4 172
15159021	Crude oil of Tung oil, but not chemically modified	-	500	-	11 000
15159029	Fractions of refined Tung oil, but not chemically modified	-	170	-	5 432
15159039	Fractions of refined Jojoba oil, but not chemically modified	-	2	-	99
15159091	Crude oil of other fixed vegetable fats&oils, o.t HS 1515.11.00-1515.90.39, but not chemically modified	14 400	29 600	25 214	44 214
15159099	Fractions of refined oil of other fixed vegetable fats&oils, o.t HS 1515.11.00-1515.90.39, but not chemically modified	75 738	249 455	243 092	986 408
15162012	Vegetable fats and oils and their fractions of oil palm fruit, crude, reesterified, but not further prepared	344 400	515 600	302 610	453 574
15162013	Vegetable fats and oils & their fractions of oil palm fruit, oth than crude, reesterified, but not further prepared	2 499 799	5 499 576	1 901 842	4 360 660
15162014	Vegetable fats and oils and their fractions of coconuts, reesterified, but not further prepared	147 883	963 147	219 322	3 034 404
15162015	Vegetable fats and oils and their fractions of palm kernels, crude, reesterified, but not further prepared	1 476 138	4 406 128	3 745 420	10 952 841
15162016	Vegetable fats & oils and their fractions of palm kernels, refined, bleached and deodorized (RBD), reesterified	226 600	317 720	294 188	400 342
15162019	Vegetable fats and oils and their fractions, reesterified, but not further prepared, other than HS 1516.20.11-1516.20.18	190 108	848 378	210 806	935 677
15162031	Vegetable fats&oils & their fractions of groundnuts, coconuts, soya beans, hydrogenated, in flakes, not further prepared	40 315	304 115	73 447	385 147
15162034	Vegetable fats & oils & their fractions of palm oil, hydrogenated, in flakes, not further prepared	15 210 140	28 137 140	15 208 894	27 527 103
15162035	Vegetable fats & oils & their fractions of palm kernels, hydrogenated, in flakes, not further prepared	2 003 740	5 131 360	2 740 978	6 670 087
15162042	Vegetable fats & oils & their fractions of coconuts, hydrogenated, in oth forms, not further prepared	68 734	177 015	100 348	282 953

Tabel 3 : Ekspor Indonesia menurut Komoditi ( Kode HS 8 digit )

Maret 2021

Kode H S	Uraian golongan barang	Berat bersih (Kg)		Nilai F.O.B. ( U S \$ )	
		Bulan ini	Kumulatif	Bulan ini	Kumulatif
(1)	(2)	(3)	(4)	(5)	(6)
15162043	Vegetable fats & oils & their fractions of groundnuts, hydrogenated, in oth forms, not further prepared	-	252 000	-	244 083
15162044	Vegetable fats & oils & their fractions of linseed, hydrogenated, in oth forms, not further prepared	-	2 470	-	3 927
15162046	Vegetable fats & oils & their fractions of palm oil fruit, hydrogenated, in oth forms, not further prepared	16 716 478	50 749 180	13 127 752	40 951 649
15162047	Vegetable fats & oils & their fractions of palm oil kernels, hydrogenated, in oth forms, not further prepared	7 185 430	20 532 199	8 476 163	22 209 890
15162049	Vegetable fats&oils&their fractions, hydrogenated, in oth forms, not further prepared, oth than HS 1516.20.41-1516.20.48	339 900	1 035 140	509 063	1 320 050
15162052	Vegetable fats & oils & their fractions of olives, interesterified, not further prepared	834 500	962 500	859 763	987 193
15162054	Vegetable fats & oils & their fractions of groundnuts, palm oil & coconuts, interesterified, not further prepared	1 839 097	3 230 147	2 174 274	3 711 309
15162059	Vegetable fats&oils & their fractions, inter-esterified, not further prepared, other than HS 1516.20.51-1516.20.54	168 000	1 947 870	203 364	2 270 372
15162062	Refined bleached&deodorised (RBD) palm stearin, elaidinised, with an iodine value not exceeding 48,not further prepared	561 000	1 905 000	612 317	2 000 543
15162091	Palm stearin, elaidinised, with an iodine value exceeding 48, not further prepared	664 000	3 100 750	730 244	3 184 571
15162096	Refined, bleached and deodorised (RBD) palm kernel stearin, elaidinised, not further prepared	2 559 818	8 528 208	4 188 724	13 364 397
15162098	Fats & oils and their fractions of ground-nuts, of oil palm or of coconuts, elaidinised, not further prepared	686 589	3 836 946	1 314 032	5 328 955
15162099	Vegetables fats & oils and their fractions, elaidinised, not further prepared, other than HS 1516.20.91-1516.20.98	3 850 060	9 024 017	5 536 117	12 436 863
15171010	Margarine, excluding liquid margarine, in airtight container for retail sale	3 935 736	11 078 546	3 689 341	9 801 920
15171090	Margarine, excluding liquid margarine, other than in airtight container for retail sale	4 776 167	11 680 160	4 307 960	10 175 926
15179010	Imitation ghee	1 091 351	2 394 646	1 017 650	2 227 387
15179020	Liquid margarine	20 002	21 193	4 008	9 283
15179043	Shortening	91 163 740	227 026 485	91 028 797	220 264 250
15179050	Solid mixtures or preparations of vegetable fats or oils or of their fractions	-	42 540	-	39 562
15179063	Liquid mixtures/preparations of vegetable fats/oils/of their fractions, oth palm oil predominates, packings <= 25 kg	11 520	11 520	14 040	14 040
15179064	Liquid mixtures/preparations of vegetable fats/oils/of their fractions, oth palm oil predominates, packings >25 kg	-	201 600	-	317 329
15179068	Liquid mixtures/preparations of vegetable fats/oils or of their fractions in which illipe nut oil predominates	112 450	202 606	314 123	563 929
15179090	Edible mix/preparations of animal/vegetable fats/oils/fractions of different fats/oils nec in 1517.90, o.t heading 15.16	18 015 792	46 517 213	22 597 573	56 260 055
15180014	Groundnut/soyabean/palm/coconut oil, boiled/oxidised/ dehydrated/sulphurised/blown/ polymerised /chemically modified	108 000	940 000	118 800	1 007 829
15180016	Olive oil & its fractions, boiled/oxidised/ dehydrated/sulphurised/blown/ polymerised /chemically modified	-	132	-	1 183
15180019	Veg fats&oil&its fractions, boiled/oxidise/ dehydrate/sulphurise/blown/polymerised/chemically modified o.t 1518.00.14-16	47 601	171 571	41 714	138 521
15180031	Inedible mixtures or preparations of the palm oil fruits or of palm oil kernels	14 562 780	34 611 838	14 682 731	33 184 069
15180036	Inedible mixtures or preparations of soya beans or coconuts	460	820	902	1 480
15180039	Inedible mixtures/preparations of vegetable fats/oils/of fracti.ons of different fats/oils o.t 1518.00.31-1518.00.37	4 459 526	11 566 097	3 988 711	9 789 619
15180060	Inedible mixtures/preparations of animal fats/oils or of fractions thereof and vegetable fats/oils/fractions thereof	9 511 390	20 913 640	8 006 910	15 931 628
15200010	Crude glycerol	63 289 396	181 740 417	18 133 111	50 748 121

Tabel 3 : Ekspor Indonesia menurut Komoditi ( Kode HS 8 digit )

Maret 2021

Kode H S	Uraian golongan barang	Berat bersih (Kg)		Nilai F.O.B. ( U S \$ )	
		Bulan ini	Kumulatif	Bulan ini	Kumulatif
(1)	(2)	(3)	(4)	(5)	(6)
15200090	Glycerol, glycerol waters and glycerol lyes, oth than crude glycerol	213 070	213 127	88 058	89 260
15211000	Vegetable waxes, whether or not refined or coloured	1	23 004	1	20 744
15219010	Beeswax and oth insect waxes, whether or not refined or coloured	-	16	-	58
15220090	Residues resulting from the treatment of fatty substances or animal or vegetable waxes	1 376 977	11 020 061	860 995	5 951 020
16010010	Sausages & similar products of meat/meat offal/blood, food preparation base on it, in airtight container for retail sale	6 094	9 387	20 459	24 384
16010090	Sausages&similar products of meat/meat offal/blood, food preparation based on, not in airtight container for retail sale	1 109	8 729	2 293	11 355
16023191	Meat, meat offal or blood, mechanically deboned or separated meat of turkey, not in airtight container for retail sale	6 728	8 438	19 171	20 881
16023210	Prepared or preserved of chicken curry, in airtight containers for retail sale	11	258	91	1 298
16023290	Prepared/preserved of meat,meat offal/blood fowls of species Gallus domesticus, o.t chicken curry in airtight container	13 944	34 212	47 416	115 936
16023900	Prepared or preserved meat, meat offal or blood of poultry in heading 0105, other than turkeys&species Gallus domesticus	20	20	10	10
16025000	Prepared or preserved meat, meat offal or blood of bovine animals	20 564	28 933	106 007	127 350
16029010	Mutton curry, in airtight containers for retail sale	-	35	-	231
16029090	Prepared or preserved meat, meat offal, including blood of animals, other than 1602.10.10-1602.90.10	14 288	54 622	24 775	99 225
16030000	Extracts and juices of meat, fish or crustaceans, molluscs or oth aquatic invertebrates	18 900	91 820	39 237	186 981
16041190	Salmon whole or in pieces, but not minced, not in airtight containers for retail sale	-	33 550	-	202 728
16041311	Sardines, whole or in pieces, but not minced, in airtight containers for retail sale	868 030	2 964 015	1 953 181	6 939 611
16041319	Sardines, whole or in pieces, but not minced, not in airtight containers for retail sale	498 956	1 521 337	1 246 891	3 672 761
16041399	Sardinella and bristling or sparts, whole or in pieces, but not minced, not in airtight containers for retail sale	17 990	51 698	36 398	113 610
16041411	Tunas, whole or in pieces, but not minced, in airtight containers for retail sale	4 770 368	12 830 859	20 087 064	56 110 564
16041419	Skipjack and bonito (Sarda spp) whole or in pieces, but not minced, in airtight containers	581 423	1 346 641	1 946 942	4 502 648
16041490	Tunas, skipjack and bonito (Sarda spp), whole or in pieces, but not minced, not in airtight containers for retail sale	751 800	2 542 427	2 771 770	9 421 111
16041510	Mackerel, whole or in pieces, but not minced, in airtight containers for retail sale	20 897	22 284	61 764	65 739
16041590	Mackerel, whole or in pieces, but not minced, not in airtight containers for retail sale	10 080	10 080	25 000	25 000
16041610	Anchovies, whole or in pieces, but not minced, in airtight containers for retail sale	2 070	2 070	29 693	29 693
16041790	Eels, whole or in pieces, but not minced, not in airtight containers for retail sale	6 299	32 222	163 598	672 704
16041810	Shark fins, whole or in pieces, but not minced ready for immediate consumption	-	63	-	3 160
16041891	Shark fins, whole/in pieces, not minced, not ready for immediate consumption, in airtight containers for retail sale	1 684	14 429	27 281	130 516
16041899	Shark fins, whole/in pieces, not minced, not ready for immediate consumption, not in airtight containers for retail sale	2 481	4 403	188 210	229 797
16041990	Fish, whole or in pieces, but not minced, not in airtight containers for retail sale, oth than HS 1604.11.10-1604.19.20	3 549	21 249	33 904	203 155
16042030	Fish ball	14 175	37 215	46 778	126 590
16042040	Fish paste	60 500	280 635	175 750	803 332
16042091	Prepared or preserved fish, in airtight containers for retail sale, other than fish sausage, fish ball, fish paste	97 002	290 746	405 601	1 166 636

Tabel 3 : Ekspor Indonesia menurut Komoditi ( Kode HS 8 digit )

Maret 2021

Kode H S	Uraian golongan barang	Berat bersih (Kg)		Nilai F.O.B. ( U S \$ )	
		Bulan ini	Kumulatif	Bulan ini	Kumulatif
(1)	(2)	(3)	(4)	(5)	(6)
16042099	Prepared or preserved fish, not in airtight containers for retail sale, other than fish sausage, fish ball, fish paste	36 320	62 100	178 554	308 974
16043200	Caviar substitutes	5	5	27	27
16051010	Crab, prepared or preserved, in airtight containers for retail sale	799 313	2 217 536	19 310 231	53 096 253
16051090	Crab, prepared or preserved, not in airtight containers for retail sale	345 842	1 323 718	8 108 046	31 047 829
16052100	Shrimps and prawns, prepared or preserved, not in airtight container	4 847 064	13 467 130	44 806 362	125 880 880
16052920	Shrimp ball, in airtight container	635 100	1 755 234	4 073 892	11 339 301
16052930	Breaded shrimp, in airtight container	781 479	2 415 122	6 144 266	19 039 981
16052990	Prepared or preserved shrimps and prawns, in airtight container, other than shrimp ball & breaded shrimp	203 308	629 149	1 900 899	6 139 728
16053000	Lobster, prepared or preserved	6 010	14 485	30 808	74 132
16054000	Crustacean, other than crab, shrimps, prawns, and lobsters, prepared or preserved	16 802	60 040	605 267	1 206 121
16055200	Scallops, including queen scallops, prepared or preserved	1 999	2 863	17 444	33 013
16055410	Cuttle fish and squid, prepared or preserved, in airtight containers for retail sale	2 350	2 350	8 545	8 545
16055490	Cuttle fish and squid, prepared or preserved, not in airtight containers for retail sale	38 112	148 555	275 467	1 124 920
16055500	Octopus, prepared or preserved	64 535	109 574	511 444	989 969
16055600	Clams, cockles and arkshells, prepared or preserved	206 811	691 852	625 117	2 154 396
16055790	Abalone, prepared or preserved, not in airtight containers for retail sale	13 430	16 530	277 954	344 380
16055800	Snails, oth than sea snails prepared and preserved	39 678	116 627	216 560	710 102
16055900	Mollusc, o.t oysters,scallops,mussels,cuttle fish,squid,octopus,clams,cockles,arkshell,abalone,snail, prepared/preserved	572	12 616	1 897	62 969
16056100	Sea cucumbers, prepared or preserved	30 312	119 661	301 781	1 146 299
16056300	Jellyfish, prepared or preserved	-	33 285	-	83 213
16056900	Aquatic invertebrates, prepared or preserved, other than crustaceans, molluscs, sea cucumbers, sea urchins, jellyfish	5 395	11 873	31 068	69 971
17011200	Raw sugar of beet sugar in solid form, not containing added flavouring or colouring matter	1 765	3 765	2 362	4 723
17011400	Raw sugar of cane sugar,in solid form, not contain added flavouring/colouring matter, o.t specified in Subheading Note 2	73 808	79 884	183 320	196 627
17019100	Cane or beet sugars, chemically pure sucrose, in solid form, containing added flavouring or colouring matter	1 030	1 034	203	522
17019910	Refined sugar	15 132 007	34 982 888	7 735 896	17 051 174
17019990	Cane/beet sugars, chemically pure sucrose,in solid form,o.t raw sugar, contain flavouring/colouring matter,refined sugar	261 655	743 826	497 804	1 344 164
17021100	Lactose and lactose syrup, contain by 99 % or more lactose, expressed as anhydrous lactose, calculated on the dry matter	125	130	263	334
17021900	Lactose and lactose syrup, contain less than 99 % lactose, expressed as anhydrous lactose, calculated on the dry matter	72 436	272 827	46 546	130 190
17022000	Maple sugar and maple syrup	192	192	438	438
17023010	Glucose, not containing fructose or containing in the dry state less than 20 % by weight of fructose	30 050	86 135	28 171	75 272
17023020	Glucose syrup, not containing fructose or containing in the dry state less than 20 % by weight of fructose	364 548	1 202 698	460 495	1 183 519
17024000	Glucose & glucose syrup, containing in the dry state >= 20 % but < 50 % by weight of fructose, excluding invert sugar	1	1	1	1
17026020	Fructose syrup containing in the dry state more than 50 % by weight of fructose, excluding invert sugar	1 077 820	1 143 520	423 376	466 266
17029011	Chemically pure maltose,in dry state with fructose 50%	13	13	647	647
17029019	Maltose syrup,in dry state with fructose 50%	271 675	1 673 702	175 939	963 756
17029020	Artificial honey,whether/not mixed with natural honey,in dry with fructose 50%	4 843	22 125	12 213	47 208
17029030	Flavoured/coloured sugars (excl maltose), in dry with fructose 50%	4 817	7 653	9 665	14 262
17029040	Caramel, in dry with fructose 50%	140	410	609	1 287

Tabel 3 : Ekspor Indonesia menurut Komoditi ( Kode HS 8 digit )

Maret 2021

Kode H S	Uraian golongan barang	Berat bersih (Kg)		Nilai F.O.B. ( U S \$ )	
		Bulan ini	Kumulatif	Bulan ini	Kumulatif
(1)	(2)	(3)	(4)	(5)	(6)
17029091	Syrup of sugar, in dry state with fructose 50%	79 553	93 962	123 726	159 669
17029099	Sugar, including invert sugar and sugar syrup blends, in dry with fructose 50% other than 1702.90.11-1702.90.91	3 377 026	9 035 290	5 815 619	16 577 864
17031010	Cane molasses, containing added flavouring/colouring matter	-	15	-	21
17031090	Cane molasses, not containing added flavouring/colouring matter	8 668 186	69 116 163	1 276 295	10 038 383
17039010	Molasses, resulting from the extraction or refining of sugar, contain add flavour/colour matter,other than cane molasses	-	1 328	-	1 911
17039090	Molasses, resulting from the extraction or refining of sugar, not contain add flavour/colour matter, oth cane molasses	83 236	208 120	281 953	769 516
17041000	Chewing gum, whether or not sugar-coated	252 515	667 005	901 886	2 501 152
17049010	Medicated pastilles & drops, not containing cocoa	2 033	12 192	15 200	96 147
17049020	White chocolate, not containing cocoa	66 776	232 165	218 257	731 714
17049091	Sugar confectionery,not contain cocoa,soft,contain gelatin,o.t chewing gum, medicated pastilles&drops, white chocolate	869 426	2 905 531	3 190 317	10 900 054
17049099	Sugar confectionery,not contain cocoa,o.t soft&contain gelatin,o.t chewing gum, medical pastilles&drops, white chocolate	2 502 175	7 001 128	6 713 972	18 452 650
18010000	Cocoa beans, whole or broken, raw or roasted	790 775	3 608 226	2 048 808	9 165 434
18020000	Cocoa shells, husks, skins and oth cocoa waste	560 044	1 653 126	61 835	198 001
18031000	Cocoa paste, defatted	1 010 168	2 530 662	4 938 701	12 567 951
18032000	Cocoa paste, wholly or partly defatted	4 008 859	11 832 542	6 986 597	20 871 763
18040000	Cocoa butter, fat and oil	13 231 841	33 768 727	66 275 862	169 696 777
18050000	Cocoa powder, not containing added sugar or other sweetening matter	9 865 280	29 706 646	20 371 132	61 177 734
18061000	Cocoa powder, containing added sugar or other sweetening matter	308 688	1 068 804	219 200	704 615
18062010	Chocolate confectionery blocks, slabs or bars weighing more than 2 kg	747 738	1 952 191	1 543 094	4 195 535
18062090	Chocolate, liquid,paste,granular or other bulk form in containers or immediate packings, of a content exceeding 2 kg	393 518	675 296	521 529	1 069 266
18063100	Chocolate and other food preparations containing cocoa, filled, in blocks, slabs, bars, weight <= 2kg	54 441	113 797	323 464	693 781
18063200	Chocolate and other food preparations containing cocoa, not filled, in blocks, slabs, bars, weight <= 2kg	27 849	52 294	104 610	204 668
18069010	Chocolate confectionery in tablets or pastilles	73 770	175 648	433 971	1 034 717
18069030	Food preparations of flour, meal, starch/malt extract, contain >=40 % but < 50 % by weight of cocoa	1 070	1 143	3 065	4 087
18069040	Food preparation of head 04.01-04.04, contain >=5% but <10% by weight of cocoa,for infant/young children,not retail sale	979	1 432	2 118	4 614
18069090	Chocolate and food preparation contain cocoa other than 1806.10.00-1806.90.40	2 086 707	3 735 765	4 682 339	8 847 112
19011010	Preparations suitable for infants or young children of malt extract, not contain or contain < 40% cocoa, for retail sale	68 092	119 786	360 212	627 366
19011020	Preparations suitable for infants or young children of HS 04.01-04.04, not contain or contain <5% cocoa,for retail sale	632 314	1 765 244	2 097 054	5 900 978
19011030	Preparations suitable for infants or young children of soya-bean powder, not contain/contain <40% cocoa,for retail sale	17 628	90 007	54 537	285 927
19011099	Food preparations of flour,groats,meal,starch for infant or >3 years old,for retail sale, o.t HS 1901.10.10-1901.10.91	717 367	1 959 671	1 822 612	5 956 366
19012010	Mixes&doughs for preparation of bakers' wares of head 19.05,of flour, groats, meal,starch/malt extract,not contain cocoa	426 212	936 845	611 150	1 332 280
19012020	Mixes&doughs for preparation of bakers' wares of head 19.05,of flour, groats, meal,starch/malt extract, containing cocoa	480	480	1 028	1 028
19012030	Mixes&doughs for preparation of bakers' wares of HS 1905, not contain cocoa,oth of flour,groats,meal,starch/malt extract	283 054	636 183	466 306	1 178 343
19012040	Mixes&doughs for preparation of bakers' wares of HS 1905, contain cocoa, oth of flour,groats,meal,starch/malt extract	4 003	5 310	11 096	17 658
19019019	Food preparations suitable for infants/young children, not put up for retail sale, other than medical foods	34 089	67 880	63 319	108 963



Tabel 3 : Ekspor Indonesia menurut Komoditi ( Kode HS 8 digit )

Maret 2021

Kode H S	Uraian golongan barang	Berat bersih (Kg)		Nilai F.O.B. ( U S \$ )	
		Bulan ini	Kumulatif	Bulan ini	Kumulatif
(1)	(2)	(3)	(4)	(5)	(6)
19019020	Malt extract	15 018	122 508	134 322	1 125 740
19019031	Filled milk, of goods of heading 04.01 to 04.04	-	1 966	-	10 697
19019039	Food preparation of goods of HS 04.01-04.04, not containing cocoa powder, other than filled milk	117 683	316 174	366 316	970 291
19019041	Soya based preparation, in powder form	245	256	63	79
19019049	Soya based preparation, other than in powder form	2 550	12 313	13 312	63 249
19019091	Medical foods, other than preparations suitable for infants or young childrens	-	785	-	1 336
19019099	Food preparations suitable not for infants/young children, other than 1901.10.10-1901.90.91	1 637 852	3 966 334	4 246 966	9 723 808
19021100	Uncooked pasta, not stuffed/othwise prepared, containing eggs	23 374	58 891	50 414	94 108
19021920	Rice vermicelli (including bee hoon), uncooked, not stuffed/othwise prepared, not containing eggs	41 171	184 615	14 605	64 099
19021931	Transparent vermicelli of corn, uncooked, not stuffed/otherwise prepared, not containing eggs	-	1 223	-	919
19021939	Transparent vermicelli, uncooked, not stuffed/otherwise prepared, not containing eggs, other than of corn	190	210	415	649
19021940	Noodles, uncooked, not stuffed/otherwise prepared, not containing eggs, oth than rice vermicelli& transparent vermicelli	136 824	441 510	225 092	719 206
19021990	Uncooked pasta, not stuffed/otherwise prepared, not containing eggs, other than rice vermicelli& transparent vermicelli	1 062 579	2 739 071	1 306 813	3 321 656
19022010	Stuffed pasta with meat or meat ofal, whether or not cooked or otherwise prepared	15	15	49	49
19022030	Stuffed pasta with fish, crustaceans or molluscs, whether or not cooked or otherwise prepared	1 348	1 348	7 335	7 335
19022090	Stuffed pasta whether or not cooked/otherwise prepared,other than stuffed with meat/meat ofal,fish,crustaceans/molluscs	1 033	11 736	4 194	57 503
19023020	Rice vermicelli (including bee hoon), cooked or otherwise prepared, other than stuffed	9 769	34 160	13 760	51 337
19023030	Transparent vermicelli, cooked or otherwise prepared, other than stuffed	50 397	105 702	79 711	132 367
19023040	Instant noodles, whether or not cooked or otherwise prepared, other than stuffed	14 091 748	36 177 709	22 234 360	57 663 483
19023090	Cooked pasta, not stuffed, other than rice vermicelli, transparent vermicelli, instant noodles	1 819 336	4 391 833	3 267 779	8 185 925
19030000	Tapioca & substitutes therefor prepared from starch, in the form of flakes, grains, pearls, siftings or in similar forms	1 521 761	3 932 822	980 490	2 401 399
19041010	Prepared food obtained by the swelling/roasting of cereals/cereal products, containing cocoa	18 274	29 656	67 675	123 669
19041090	Prepared food obtained by the swelling/roasting of cereals/cereal products, not containing cocoa	144 571	762 763	606 069	2 135 955
19042010	Prepared foods obtained from unroasted cereal flakes	38 464	61 872	67 227	136 428
19042090	Prepared foods obtained from mixtures of unroasted cereal flakes and roasted cereal flakes or swelled cereals	77 332	158 492	208 320	406 906
19043000	Bulgur wheat	535	1 829	3 984	6 816
19049010	Rice preparations, including pre-cooked rice	12 577	25 153	27 400	56 669
19049090	Cereals (oth maize (corn)), in grain form/other worked grains (except flour, groats&meal), pre?cooked/otherwise prepared	602 125	1 357 340	1 529 927	3 525 770
19051000	Crispbread, whether or not containing cocoa	155 960	355 429	192 707	510 831
19052000	Gingerbread and the like, whether or not containing cocoa	7 445	9 660	13 789	18 722
19053110	Sweet biscuits, not containing cocoa	4 165 379	12 371 927	10 083 376	30 584 464
19053120	Sweet biscuits, containing cocoa	4 539 153	12 301 033	9 161 360	23 711 698
19053210	Waffles	520 809	1 376 346	1 513 245	4 023 961
19053220	Wafers	12 091 138	31 543 048	29 014 076	74 620 868
19054090	Rusk, toasted bread & similar toasted product, containing added sugar, honey, eggs, fats, cheese or fruit	114 596	200 039	329 310	549 221
19059010	Unsweetened teething biscuits	1 301 235	3 449 152	2 711 862	7 105 240
19059020	Unsweetened biscuits, other than teething biscuits	42 874	271 603	134 365	568 369
19059030	Cakes	28 033	102 481	115 398	350 167

Tabel 3 : Ekspor Indonesia menurut Komoditi ( Kode HS 8 digit )

Maret 2021

Kode H S	Uraian golongan barang	Berat bersih (Kg)		Nilai F.O.B. ( U S \$ )	
		Bulan ini	Kumulatif	Bulan ini	Kumulatif
(1)	(2)	(3)	(4)	(5)	(6)
19059040	Pastries	80 173	230 601	137 199	428 528
19059050	Flourless bakers' wares	1 315	2 842	849	3 815
19059070	Communion wafers, sealing wafers, rice paper and similar products	18	2 846	43	6 934
19059080	Crisp savoury food products, nec in heading 1905, whether or not containing cocoa	344 104	859 979	976 428	2 410 295
19059090	Bread,pastry,cake,biscuit&oth bakers' wares,won contain cocoa,sealing wafer,rice paper&sim, o.t HS 1905.10.00-1905.90.80	1 298 841	3 571 324	2 854 524	7 829 110
20011000	Cucumbers and gherkins, prepared or preserved by vinegar or acetic acid	-	1	-	2
20019090	Vegetables,fruit,nuts&other edible parts of plants, prepared/preserved by vinegar/acetic acid,o.t cucumber,gherkin,onion	5 237	6 294	19 190	22 195
20029090	Tomatoes not whole or in pieces, prepared/preserved otherwise than by vinegar or acetic acid, other than paste&powder	-	0	-	1
20031000	Mushrooms of the genus Agaricus, prepared or preserved othwise than by vinegar or acetic acid	265 816	541 435	488 668	982 295
20039090	Mushrooms, prepared or preserved othwise than by vinegar or acetic acid, other than mushrooms of the genus Agaricus	-	315	-	1 106
20041000	Potatoes, prepared or preserved otherwise than by vinegar or acetic acid, frozen, other than products of heading 20.06	315	769	243	737
20049010	Vegetable&mix,preserved o.t by vinegar/acetic acid,frozen,o.t 20.06,o.t tomato,mushroom,potato, for infant/young child	-	1 350	-	3 742
20049090	Vegetable&mix,preserved o.t by vinegar/acetic acid,frozen,o.t 20.06,o.t tomato,mushroom,potato,not for infant/youngchild	134 187	301 026	303 524	710 456
20052011	Potatoes chips&sticks in airtight container, retail sale, not frozen,not prepared/preserved by vinegar/acetic acid	17 129	47 981	59 120	171 792
20052019	Potato chips&sticks not in airtight container, not retail sale,not frozen,not prepared/preserved by vinegar/acetic acid	22 685	26 050	34 599	46 768
20052099	Potato not in airtight container,not retail sale,not frozen,not prepared/preserved by vinegar/acetic acid,o.t chip&stick	944	944	13 087	13 087
20054000	Peas, prepared or preserved otherwise than by vinegar or acetic acid, not frozen, other than products of heading 20.06	762	762	2 713	2 713
20055100	Beans,shelled, prepared/preserved otherwise than by vinegar/acetic acid, not frozen,other than products of heading 20.06	-	3 190	-	4 957
20055990	Beans o.t in airtight container for retail sale, prepared/preserved oth by vinegar/acetic acid,not frozen,o.t shelled	-	192	-	297
20058000	Sweet corn, prepared/preserved otherwise than by vinegar/acetic acid, not frozen, other than products of heading 20.06	-	20	-	342
20059100	Bamboo shoots,prepared/preserved otherwise than by vinegar/acetic acid, not frozen, other than products of heading 20.06	120	120	40	40
20059910	Vegetbl&mix of vege in airtight container,retail sale,prepare/preserve o.t vinegar/acetic acid, o.t HS 2005.10-2005.91	-	6 112	-	13 547
20059990	Vegetbl&mix of vege not in airtight container,not retail,prepare/preserve oth vinegar/acetic acid,o.t HS 2005.10-2005.91	191 803	514 255	209 697	599 817
20060000	Vegetables, fruit, nuts, fruit-peel and other parts of plants, preserved by sugar (drained, glace or crystallised)	-	15 589	-	28 340
20071000	Jams,fruit jellies, marmalades,fruit/nut, homogenised preparations, obtained by cooking, won cont added sugar/oth sweet	27 562	50 080	42 942	77 042
20079100	Jams, jellies,marmalades,of citrus fruit,not homogenised preparations,obtained by cooking,won cont added sugar/oth sweet	1 098	1 633	604	1 115

Tabel 3 : Ekspor Indonesia menurut Komoditi ( Kode HS 8 digit )

Maret 2021

Kode H S	Uraian golongan barang	Berat bersih (Kg)		Nilai F.O.B. ( U S \$ )	
		Bulan ini	Kumulatif	Bulan ini	Kumulatif
(1)	(2)	(3)	(4)	(5)	(6)
20079910	Fruit pastes oth of mangoes, pineapples or strawberries,not homogenised preparations,won cont added sugar/oth sweet	12 412	30 175	52 246	111 894
20079920	Jams and fruit jellies oth of citrus fruit,not homogenised preparations,won cont added sugar/oth sweet	3 673	6 387	13 548	23 255
20079990	Fruit pastes of mangoes, pineapples or strawberries,not homogenised preparations,won cont added sugar/oth sweet	243 960	643 827	572 315	1 532 916
20081110	Roasted ground nuts, otherwise prepared/preserved won contain sugar/sweetening matter	121 411	286 805	391 845	879 733
20081120	Peanut butter, otherwise prepared/preserved won contain sugar/sweetening matter	28 516	85 195	74 795	210 106
20081190	Ground nuts, otherwise prepared/preserved won contain sugar/sweetening matter, other than roasted&peanut butter	133 244	272 549	492 984	869 484
20081910	Cashew nut including mixture, otherwise prepared/preserved won contain sugar/sweetening matter	13 966	25 046	162 677	286 686
20081991	Nut including mixture,roasted,otherwise prepared/preserved won contain sugar/sweetening matter,o.t gorund nut,cashew nut	7 735	20 222	8 218	21 666
20081999	Nut including mixture,not roasted,otherwise prepared/preserved won contain sugar/sweetening matter,other than cashew nut	93 787	230 026	191 632	468 296
20082010	Pineapple in airtight container, for retail sale, otherwise prepared/preserved won contain sugar/sweetening matter	64	64	162	162
20082090	Pineapple not in airtight container for retail sale, otherwise prepared/preserved won contain sugar/sweetening matter	18 166 475	49 458 782	22 914 681	63 233 142
20083010	Citrus fruits, otherwise prepared/preserved, containing added sugar or other sweetening matter or spirit	150	391	160	424
20083090	Citrus fruits, otherwise prepared/preserved, not containing added sugar or other sweetening matter or spirit	3 055	5 942	2 881	3 080
20089710	Mix of stems,roots&other edible parts of plants,not incl fruits/nuts won contain added sugar/other sweetener or spirit	-	2 539	-	10 309
20089720	Mix of stems,roots&other edible parts of plants, including fruits/nuts, contain added sugar/other sweetener or spirit	1 015 275	1 743 386	1 101 384	2 077 984
20089790	Mix of stems,roots&other edible parts of plants, including fruits/nuts, not contain added sugar/other sweetener/spirit	250	250	104	104
20089920	Longans, otherwise prepared/preserved whether or not contain sugar/sweetening matter	-	252	-	433
20089930	Stems,roots&other edible part of plant,not incl fruit/nut,othwise prepared/preserved won contain sugar/sweetening matter	26 020	81 855	66 064	89 601
20089990	Stems,roots&other edible part of plant,includ fruit/nut,othwise prepared/preserved, not contain sugar/sweetening matter	860 326	2 168 537	1 417 584	3 428 086
20091900	Orange juice, not frozen, of a Brix value exceeding 20	14 580	34 738	14 164	41 162
20092900	Grapefruit (including pomelo) juice, of a brix value exceeding 20	3 735	6 157	21 214	34 598
20094100	Pineapple juice, of a brix value not exceeding 20	16 800	16 800	6 421	6 421
20094900	Pineapple juice, of a brix value exceeding 20	1 901 427	6 550 827	3 480 409	11 919 138
20096900	Grape juice (including grape must), of a brix value exceeding 20	283	2 862	445	6 479
20097900	Apple juice, of a brix value exceeding 20	2 716	5 099	11 274	22 226
20098190	Cranberry juice not suitable for infants or young children	2 500	6 500	352	931
20098999	Juice, other than HS 2009.11.00-2009.89.10, not suitable for infants or young children	120 745	319 387	120 429	373 733
20099091	Mixtures of juices, not suitable for infants or young children, ready for immediate consumption	4 196	849 679	6 154	222 242
20099099	Mixtures of juices, not suitable for infants or young children, not ready for immediate consumption	1 599	8 848	29 025	88 415
21011110	Instant coffee	3 081 018	10 383 148	10 400 210	34 155 014
21011190	Extracts, essences and concentrates of coffee, other than instant coffee	199 717	457 084	919 134	2 170 780
21011210	Mixtures in paste form with a basis of ground roasted coffee, containing vegetable fats	76 205	169 117	200 036	494 649
21011291	Coffee preparation with a basis of extracts, essences or concentrate containing added sugar, won containing creamer	16 222 698	42 580 764	50 113 739	130 935 416

Tabel 3 : Ekspor Indonesia menurut Komoditi ( Kode HS 8 digit )

Maret 2021

Kode H S	Uraian golongan barang	Berat bersih (Kg)		Nilai F.O.B. ( U S \$ )	
		Bulan ini	Kumulatif	Bulan ini	Kumulatif
(1)	(2)	(3)	(4)	(5)	(6)
21011292	Coffee preparation with a basis of ground roasted coffee containing added sugar, whether or not containing creamer	3 225	4 125	14 175	14 925
21011299	Mixtures not in paste form with a basis of ground roasted coffee, containing vegetable fats	701 911	985 075	1 925 363	2 648 678
21012020	Tea extracts for the manufacture of tea preparations, in powder form	9 343	12 637	52 446	68 799
21012030	Preparations of tea consisting of a mixture of tea, milk powder and sugar	34 652	98 706	113 699	320 704
21012090	Extracts, essences&concentrates, of tea or maté, not in powder form, not consisting of mixture of tea,milk powder&sugar	36 779	123 244	221 449	697 062
21013000	Roasted chicory and oth roasted coffee substitutes, and extracts, essences and concentrates thereof	31 880	58 187	21 469	40 412
21021000	Active yeasts	3 121	6 438	7 123	44 170
21022010	Inactive yeasts, of a kind used in animal feeding	1 050 000	3 384 072	282 371	901 032
21022090	Inactive yeasts, of a kind not used in animal feeding	-	91	-	1 349
21023000	Prepared baking powders	11 735	41 480	29 003	128 748
21031000	Soya sauce	1 683 009	3 698 081	2 355 259	5 593 089
21032000	Tomato ketchup and oth tomato sauces	64 067	127 689	75 709	124 786
21033000	Mustard flour and meal and prepared mustard	11 764	15 675	27 196	45 326
21039011	Chilli sauce	700 659	2 273 873	1 197 083	4 001 232
21039013	Sauces other than Chilli sauce or Fish sauce	96 166	350 494	394 241	1 476 871
21039019	Preparations of sauces	4 756 775	13 192 420	16 271 554	48 348 317
21039021	Shrimp paste including belachan (blachan)	455 066	1 332 302	222 941	600 216
21039029	Mixed condiments and mixed seasonings other than shrimp paste	210 320	588 727	912 073	2 484 249
21041019	Soups and broths & preparation therefor containing meat, not suitable for infants or young children	360	3 365	980	4 248
21041099	Soups and broths & preparation therefor, not containing meat, not suitable for infants or young children	38 015	83 146	136 221	288 970
21042019	Homogenised composite food preparation, containing meat, not suitable for infants or young children	73 814	231 486	76 884	220 610
21042091	Homogenised composite food preparation, not containing meat, suitable for infants or young children	-	304	-	3 188
21042099	Homogenised composite food preparation, not containing meat, not suitable for infants or young children	1 712	1 717	9 096	9 149
21050000	Ice cream and other edible ice, whether or not containing cocoa	1 881 670	4 961 222	3 694 770	9 984 680
21061000	Protein concentrates and textured protein substances	1	8 390	12	54 782
21069011	Dried bean curd and dried bean curd stick	25	24 075	69	58 539
21069012	Fresh soybean curd (tofu)	89	196	2 424	3 157
21069019	Beancurd, other than dried bean curd,dried bean curd stick,fresh soybean curd (tofu)	35 369	48 328	46 945	74 797
21069030	Non-dairy creamer	2 079 531	6 487 647	3 065 438	9 864 659
21069041	Autolysed yeast extracts in powder form	7 620	17 881	48 381	167 488
21069049	Autolysed yeast extracts not in powder form	322 151	734 607	341 383	787 932
21069053	Ginseng based products	3 780	6 680	5 719	25 379
21069054	Non-alcoholic preparations used as raw material for the manufacture of composite concentrates, other than ginseng	178 236	221 303	244 411	355 229
21069055	Non-alcoholic, composite concentrates for simple dilution with water to make beverages, other than ginseng	4 886 829	13 396 549	9 142 862	24 639 514
21069059	Non-alcoholic preparations of a kind used for the making/for the manufacture of beverages oth than HS 21069053-21069055	252 295	467 585	945 180	1 750 415
21069062	Preparations of a kind used as raw material for the manufacture of alcoholic beverage, not in liquid form	19 640	26 009	76 084	98 376
21069067	Alcoholic preparations, of a kind used for the manufacture of alcoholic beverages, not in liquid form	7	9	70	96
21069071	Food supplements based on ginseng	3 504	5 886	92 174	94 310
21069072	Food supplements based on other than ginseng	522 442	1 371 913	5 696 554	15 071 011
21069081	Food preparations for lactase deficient infants or young children	5 990	14 554	24 423	68 307

Tabel 3 : Ekspor Indonesia menurut Komoditi ( Kode HS 8 digit )

Maret 2021

Kode H S	Uraian golongan barang	Berat bersih (Kg)		Nilai F.O.B. ( U S \$ )	
		Bulan ini	Kumulatif	Bulan ini	Kumulatif
(1)	(2)	(3)	(4)	(5)	(6)
21069089	Food preparations not for lactase deficient infants or young children	8 127	16 194	24 468	51 834
21069091	Food preparation,mix of chemicals with foodstuffs/oth substances with nutritive value,of a kind used for food processing	84 968	381 588	218 525	959 071
21069092	Flavoured or coloured syrups	37 768	126 822	58 161	210 379
21069095	Seri kaya	1 080	2 039	5 366	9 992
21069096	Medical foods n.e.c. in heading no. 2106	22 273	38 492	199 046	551 813
21069097	Tempeh	36 578	85 772	91 545	210 672
21069098	Flavouring preparations, nec in heading 21.06	406 416	1 018 503	3 076 037	7 427 574
21069099	Food preparations not elsewhere specified or included, nec in heading 21.06	20 670 212	52 147 698	32 238 968	81 681 701
22011010	Mineral waters	9 483 234	23 306 614	1 108 397	2 888 888
22019090	Water, not containing added sugar/sweetening matter nor flavoured, other than mineral water & aerated water	344 451	731 323	193 177	409 054
22021010	Sparkling mineral waters or aerated waters, flavoured	732 132	1 508 973	459 606	982 648
22021090	Waters, containing added sugar or other sweetening matter or flavoured, other than sparkling mineral/aerated waters	2 494 711	6 755 329	2 023 973	5 186 859
22029100	Non-alcoholic beer	1 710	2 052	6 590	8 731
22029910	Flavoured UHT milk drinks	193 672	457 215	234 421	615 512
22029920	Soya milk drinks	128	628	122	208
22029940	Coffee based drinks or coffee flavoured drinks	130 201	311 268	120 295	301 740
22029950	Non-aerated beverages ready for immediate consumption without dilution, other than HS 2202.91.00-2202.99.40	3 374 704	9 343 926	1 714 927	4 943 687
22029990	Aerated beverages ready for immediate consumption without dilution, other than HS 2202.91.00-2202.99.40	583 462	1 587 164	974 811	1 576 614
22030011	Stout or porter of an alcoholic strength by volume not exceeding 5.8 % vol	1	1	1	1
22030019	Stout or porter of an alcoholic strength by volume exceeding 5.8 % vol	2	114 559	7	138 480
22030091	Beer made from malt, including ale of an alcoholic strength by volume not exceeding 5.8 % vol, other than stout/porter	13 860	13 860	4 675	4 675
22030099	Beer made from malt, including ale of an alcoholic strength by volume exceeding 5.8 % vol, other than stout/porter	387 125	1 438 581	295 897	1 068 632
22041000	Sparkling wine	75	75	158	158
22042911	Wine of an alcoholic strength by volume not exceeding 15 % vol, in container holding > 10 l	116	181	1 009	1 982
22060010	Cider or perry	-	35 520	-	30 720
22060039	Coconut palm toddy in container holding more than 2 l	3 024	3 024	14 838	14 838
22060091	Rice wine (including medicated rice wine), nec in heading 22.03 or 22.06	406	526	403	515
22060099	Fermented beverages nec in heading no. 22.03-22.06	22	2 868	222	2 752
22071000	Undenatured ethyl alcohol of an alcoholic strength by volume of 80 % vol or higher	5 963 044	13 888 634	6 869 205	15 811 327
22072011	Denatured ethyl alcohol, including methylated spirits, of an alcoholic strength by volume exceeding 99 % vol	-	9 360	-	17 597
22072019	Denatured ethyl alcohol, including methylated spirits, of an alcoholic strength by volume not exceeding 99 % vol	13 440	33 600	20 525	51 773
22085000	Gin and Geneva	41	136	213	530
22086000	Vodka	-	26	-	32
22089099	Spirituous beverages of an alcoholic strength by volume exceeding 1.14 % vol, other than HS 2208.20.50-2208.90.80	2	2	30	30
22090000	Vinegar and substitutes for vinegar obtained from acetic acid	11 676	29 866	6 472	12 512
23011000	Flours, meals and pellets, of meat or meat offal, greaves	-	474	-	6 880
23012010	Flours, meals & pellets, of fish, with a protein content < 60% by weight	110 110	527 850	95 190	423 902
23012020	Flours, meals & pellets, of fish, with a protein content > 60% by weight	70 000	340 000	25 920	194 209
23012090	Flours, meals & pellets, of crustaceans/molluscs/oth aquatic invertebrates	231 041	685 766	103 412	324 302
23021000	Bran, sharps and other residues, of maize (corn)	1 275 360	2 808 210	214 970	473 603
23023010	Bran and pollard of wheat	43 795 110	99 623 365	10 701 993	23 604 000

Tabel 3 : Ekspor Indonesia menurut Komoditi ( Kode HS 8 digit )

Maret 2021

Kode H S	Uraian golongan barang	Berat bersih (Kg)		Nilai F.O.B. ( U S \$ )	
		Bulan ini	Kumulatif	Bulan ini	Kumulatif
(1)	(2)	(3)	(4)	(5)	(6)
23023090	Sharps and other residues, of wheat, other than bran and pollard	1 870 000	30 270 000	456 050	6 217 128
23024090	Bran,sharps&oth residu,whether/not in the form of pellet,derived from the sifting,milling/oth working,of cereal,oth rice	77 075	164 493	26 989	51 340
23031010	Residues of starch manufacture and similar residues of manioc (cassava) or sago	650	1 250	1 213	1 432
23031090	Residues of starch manufacture and similar residues other than manioc (cassava) or sago	160 000	1 171 220	73 213	375 575
23032000	Beetpulp, bagasse and oth waste of sugar manufacture	682 305	1 547 165	161 749	360 589
23040090	Oil-cake and other solid residues, resulting from the extraction of soya-bean oil, other than defatted soya-bean flour	2	91 307	2	91 606
23050000	Oil-cake & oth solid residues, won ground or in the form of pellets, resulting from the extraction of ground-nut oil	-	100	-	403
23061000	Oil-cake & oth solid residues, w.o.n ground or in the form of pellets, resulting from the extraction of cotton seeds	412 001	795 001	112 446	221 186
23063000	Oil-cake & oth solid residues, w.o.n ground or in the form of pellets, resulting from the extraction of sunflower seeds	2 160	2 160	7 743	7 743
23064920	Oil-cake and other solid residues, of colza seeds oth low erucic acid	180 000	480 000	46 425	124 115
23065000	Oil-cake & oth solid residues, w.o.n ground or in the form of pellets, resulting from the extraction of coconut or copra	21 977 603	66 741 985	4 853 073	13 757 649
23066010	Oil-cake and other solid residues, of palm nuts or kernels, ground or in the form of pellets	208 256 190	547 762 919	34 531 670	87 365 326
23066090	Oil-cake and other solid residues, of palm nuts or kernels, other than ground or in the form of pellets	215 806 206	638 410 550	46 286 404	128 836 427
23069010	Oil-cake & oth solid residues, w.o.n ground or in the form of pellets, resulting from the extraction of maize(corn) germ	1 008 160	1 824 288	149 740	260 220
23069090	Oil-cake&other solid residu,w.o.n ground/in pellet form, from extraction of vegetable fat/oil, o.t 2306.10.00-2306.90.10	17 150 474	45 731 431	12 154 303	30 623 589
23080000	Vegetable materials&waste,vegetable residues, whether or not in pellets form, used in animal feeding, not else specified	1 535 924	10 010 913	1 190 914	3 704 471
23091010	Dog or cat food, put up for retail sale, containing meat	9	9	287	287
23091090	Dog or cat food, put up for retail sale, not containing meat	52 516	83 372	77 220	112 181
23099011	Complete feed of a kind suitable for poultry	397 335	1 280 039	262 244	969 899
23099012	Complete feed of a kind suitable for swine	10 504 736	32 459 159	8 840 284	24 014 280
23099019	Complete feed of a kind suitable for animal other than poultry,swine,prawns,primates	2 700	98 650	1 882	83 274
23099020	Premixes, feed supplements or feed additives	-	13 200	-	33 940
23099090	Preparations of a kind used in animal feeding, other than HS 2309.10.10-2309.90.20	280 269	1 116 293	288 333	1 126 619
24011010	Tobacco, not stemmed/stripped, virginia type, flue-cured	-	1	-	34
24011050	Tobacco, not stemmed/stripped, flue-cured, other than virginia and burley type	99 000	99 005	350 460	350 904
24011090	Tobacco, not stemmed/stripped, other than flue-cured, virginia and burley type	406 760	975 408	4 932 838	8 253 577
24012010	Tobacco, partly or wholly stemmed/stripped, virginia type, flue-cured	834 620	940 086	6 100 791	6 587 822
24012020	Tobacco, partly or wholly stemmed/stripped, virginia type, other than flue-cured	-	57 824	-	156 125
24012030	Tobacco, partly or wholly stemmed/stripped, oriental type	69 120	69 120	185 933	185 933
24012040	Tobacco, partly or wholly stemmed/stripped, burley type	75 240	75 240	393 505	393 505
24012050	Tobacco, partly or wholly stemmed/stripped, flue-cured, other than virginia,oriental and burley type	337 480	893 595	2 140 150	10 090 827
24012090	Tobacco, partly or wholly stemmed/stripped, other than flue-cured, virginia, oriental and burley type	616 269	1 266 526	6 535 926	13 478 751
24013090	Tobacco refuse, other than tobacco stems	16 816	63 160	25 621	53 540
24021000	Cigars, cheroots and cigarillos, containing tobacco	448 813	972 744	10 251 442	21 096 082
24022010	Cigarettes containing tobacco, beedies	5 636	5 931	82 825	88 149
24022020	Cigarettes containing tobacco, clove cigarettes	1 832 017	3 548 816	12 209 161	30 568 882
24022090	Cigarettes containing tobacco, other than beedies and clove cigarettes	6 812 120	20 140 433	55 507 974	164 877 615

Tabel 3 : Ekspor Indonesia menurut Komoditi ( Kode HS 8 digit )

Maret 2021

Kode H S	Uraian golongan barang	Berat bersih (Kg)		Nilai F.O.B. ( U S \$ )	
		Bulan ini	Kumulatif	Bulan ini	Kumulatif
(1)	(2)	(3)	(4)	(5)	(6)
24029020	Cigarettes of tobacco substitutes	-	50 528	-	444 945
24031100	Water pipe tobacco specified in Subheading Note 1 to this Chapter	0	0	1	1
24031919	Smoking tobacco,w.o.n containing tobacco substitutes, packed for retail sale, other than Ang Hoon and water pipe tobacco	43 392	104 981	681 056	1 826 420
24031920	Manufactured tobacco for the manufacture of cigarettes,other than water pipe tobacco and Ang Hoon	306 129	1 194 024	1 717 858	8 162 841
24031991	Ang Hoon, packed not for retail sale	0	0	0	0
24031999	Smoking tobacco,w.o.n containing tobacco substitutes,packed not for retail sale,other than Ang Hoon & water pipe tobacco	91 456	479 069	1 489 661	6 527 830
24039190	Homogenised" or reconstituted tobacco, packed not for retail sale	43 624	102 938	702 867	1 630 461
24039940	Snuff, whether or not dry	2	3	350	582
24039990	Manufactured tobacco and manufactured tobacco substitutes, other than HS 2403.11.00 - 2403.99.50	148 847	395 034	1 108 836	2 919 965
25010010	Table salt	28 045	34 755	24 150	27 958
25010020	Unprocessed rock salt	-	6	-	12
25010050	Sea water	-	2 000	-	7 100
25010092	Salt with NaCl content >=97% but <99.9%,calculated on dry basis,o.t table salt&unprocessed rock salt	-	2 225	-	854
25010099	Salt&pure NaCl,w.o.n in aqueous solution/containing added anti-caking/free-flowing agent,o.t HS 2501.00.10-2501.00.92	666	9 023	291	4 974
25061000	Quartz	46 400 000	423 059 000	788 800	7 006 855
25070000	Kaolin and other kaolinic clays, whether or not calcined	16 846 414	38 606 630	1 214 377	2 869 385
25090000	Chalk	-	2 208	-	1 320
25131000	Pumice stone	14 756 813	31 033 932	1 031 921	2 065 385
25132000	Emery, natural corundum, natural garnet and other natural abrasives	312 000	625 000	9 294	19 108
25140000	Slate, whether or not roughly trimmed or merely cut, by sawing or otherwise, into blocks or slabs of a rectangular shape	149 000	330 800	26 630	45 359
25151210	Marble & travertine,Merely cut,by sawing/otherwise,into blocks a rectangular (including square)	1 369 627	4 950 865	191 061	529 800
25152000	Ecaussine and other calcareous monumental or building stone, alabaster	2 587	28 951	4 271	7 771
25162010	Sandstone, crude or roughly trimmed	120 014	160 060	17 416	23 266
25169000	Porphyry, basalt and other monumental or building stone, other than HS 2516.11.00-2516.20.20	22 723	105 997	3 537	21 368
25171000	Pebbles,gravel,broken/crushed stone,used for concrete aggregates,for road metalling/railway/other ballast, shingle&flint	830 132 910	2 385 307 913	5 063 871	14 461 437
25174100	Granules, chippings and powder, of stones of heading 2515 or 2516, whether or not heat-treated, of marble	-	3 550	-	1 600
25174900	Granules, chippings and powder, of stones of heading 2515 or 2516, whether or not heat-treated, other than marble	567 499	1 068 841	83 093	166 229
25181000	Dolomite,not calcined/sintered,incl roughly trimmed/merely cut,by sawing/otherwise,into blocks/slabs of a rect. shape	-	40 002	-	6 813
25199090	Magnesium oxide, other than fused magnesia, dead-burned (sintered) magnesia	-	200	-	1 200
25202090	Plasters, not of a kind suitable for use in dentistry	162 045	400 381	16 426	38 264
25231010	Cement clinkers, of a kind used in the manufacture of white cement	220 750 000	506 064 079	6 076 242	13 784 229
25231090	Cement clinkers, not of a kind used in the manufacture of white cement	983 062 591	2 602 328 481	30 169 438	80 790 409
25232100	Portland cement, white cement, whether or not artificially coloured	3 818 600	8 166 600	425 078	907 869
25232910	Portland cement, coloured cement	44 117 000	296 617 000	1 941 148	10 561 148
25232990	Portland cement, other than white cement and coloured cement	99 627 112	244 028 862	4 384 880	10 839 803
25239000	Slag cement, supersulphate cement and similar hydraulic cements, whether or not coloured or in the form of clinkers	1 231 258	12 044 268	84 463	570 759
25262010	Natural steatite, talc powder	266	9 861	877	18 505
25262090	Natural steatite, crushed	-	1	-	1

Tabel 3 : Ekspor Indonesia menurut Komoditi ( Kode HS 8 digit )

Maret 2021

Kode H S	Uraian golongan barang	Berat bersih (Kg)		Nilai F.O.B. ( U S \$ )	
		Bulan ini	Kumulatif	Bulan ini	Kumulatif
(1)	(2)	(3)	(4)	(5)	(6)
25309010	Micronized zircon s& (zirconium silicate) of a kind used as an opacifier	108 000	588 000	157 069	858 309
25309090	Mineral substances other than HS 2530.10.00-2530.90.10	298 040	5 806 914	72 961	816 043
26011190	Iron ores & concentrates, other than roasted iron pyrites, non-agglomerated, non haematite & concentrates	-	278 080 000	-	4 784 150
26011290	Iron ores & concentrates, other than roasted iron pyrites, agglomerated, non haematite & concentrates	195 670 000	195 670 000	20 462 914	20 462 914
26020000	Manganese ores&concentrates, incl ferruginous manganese ores & concentrates, manganese content >= 20% on dry weight	-	660 000	-	300 372
26030000	Copper ores & concentrates	149 842 528	345 053 733	338 752 160	754 194 426
26040000	Nickel ores & concentrates	-	36	-	42
26060000	Aluminium ores & concentrates	1 036 208 245	2 905 108 690	32 877 462	92 944 733
26070000	Lead ores & concentrates	1 558 010	3 158 350	2 516 598	6 035 163
26080000	Zinc ores & concentrates	4 098 640	8 570 290	3 765 930	7 706 486
26151000	Zirconium ores & concentrates	4 569 003	11 935 027	6 336 004	16 165 171
26190000	Slag, dross (other than granulated slag), scalings & other waste from the manufacture of iron or steel	27 000 000	49 000 000	891 000	2 211 000
26201100	Slag, ash & residues containing mainly zinc, hard zinc spelter	-	325 887	-	808 269
26201900	Slag, ash & residues containing mainly zinc, other than hard zinc spelter	1 862 346	6 563 532	1 618 729	5 061 492
26219000	Slag and ash n.e.c. in chapter 26, including seaweed ash (kelp), other than from the incineration of municipal waste	200 001	402 001	36 202	91 887
27011100	Anthracite coal, whether or not pulverised, but not agglomerated	85 638 000	269 717 000	7 340 802	21 898 563
27011210	Bituminous coal, coking coal, whether or not pulverised, but not agglomerated	2 273 634 601	6 929 492 134	178 724 240	497 227 448
27011290	Bituminous coal, whether or not pulverised, but not agglomerated, other than coking coal	3 669 172 061	12 076 647 367	239 295 522	769 821 146
27011900	Coal, whether or not pulverised, but not agglomerated, other than anthracite and bituminous	22 988 654 122	64 474 430 186	1 172 568 863	3 158 646 214
27021000	Lignite, whether or not pulverised, but not agglomerated	5 341 389 717	22 666 501 115	204 033 567	874 365 824
27040010	Coke & semicoke of coal	19 218 910	74 769 110	4 442 240	12 700 631
27060000	Tar distilled from coal/ lignite/peat/other mineral tars,w.o.n dehydrated/partially distilled,incl reconstituted tars	-	6 015 422	-	1 311 362
27071000	Benzol (benzene)	-	4 000 000	-	1 500 000
27074000	Naphthalene	633 150	1 235 430	275 022	557 626
27075000	Aromatic hydrocarbon mix of vol?65%(incl losses) distils at 250°C by ISO 3405 method,o.t benzol,toluol,xylol,naphthalene	110 494 542	320 563 801	73 816 602	187 147 973
27079990	Oils and other products of the distillation of high temperature coal tar other than creosote oils&carbon black feedstock	352 780 761	773 973 097	187 785 238	387 982 607
27090010	Crude petroleum oils	683 726 548	2 320 766 395	314 143 042	921 736 931
27101250	White spirit	20	20	19	19
27101292	Petroleum spirit, having a flashpoint of less than 23 °C	880	880	266	266
27101299	Petroleum spirit, having a flashpoint of more than 23 °C	-	297	-	5 589
27101920	Topped crudes	-	40 900	-	25 563
27101930	Carbon black feedstock	28 174	33 563	99 455	106 706
27101941	Lubricating oil feedstock	28 136 780	91 641 048	21 994 004	69 436 731
27101942	Lubricating oils for aircraft engines	-	172	-	1 440
27101943	Lubricating oils other than feedstock and for aircraft engines	12 266 258	36 300 079	18 231 658	46 190 881
27101944	Lubricating greases	255	8 733	535	40 731
27101950	Hydraulic brake fluid	496	620	730	1 089
27101960	Transformer and circuit breakers oils	2	2	7	7
27101971	Automotive diesel fuel	-	11 083 230	-	5 381 963
27101979	Fuel oils	78 814 787	153 100 079	31 210 656	57 623 700
27101981	Aviation turbine fuel (jet fuel) having a flash point of 23 °C or more	25 350 467	110 253 727	13 538 848	51 554 343
27101989	Medium oils and preparations, nec in heading 2710.12-2710.19	-	0	-	10
27101990	Petroleum oils, by weight?70%of petroleum oils of bituminous minerals (o.t crude)&preparations nes/incl, nec 2710.12-19	29 983 376	61 934 344	14 347 028	29 049 407
27102000	Petroleum oils&oils obtained from bituminous minerals(oth crude), contain biodiesel, other than waste oils	-	9	-	21



Tabel 3 : Ekspor Indonesia menurut Komoditi ( Kode HS 8 digit )

Maret 2021

Kode H S	Uraian golongan barang	Berat bersih (Kg)		Nilai F.O.B. ( U S \$ )	
		Bulan ini	Kumulatif	Bulan ini	Kumulatif
(1)	(2)	(3)	(4)	(5)	(6)
27109900	Waste oils,contain oth polychlorinated biphenyls, polychlorinated terphenyls (PCTs)/polybrominated biphenyls (PBBs)	4 241	38 121	2 587	57 842
27111100	Liquefied,natural gas	722 978 585	2 413 679 835	234 163 875	763 473 701
27111490	Liquefied propylene, butylene & butadiene	-	1 900 001	-	810 427
27111900	Petroleum gases&oth gaseous hydrocarbons,liquefied,oth natural gas,propane,butanes,ethylene,propylene,butylene,butadiene	33 200	119 800	28 356	92 559
27112190	In gaseous state,natural gas, other than of a kind used as a motor fuel	564 623 842	1 639 192 562	199 278 697	573 238 147
27112900	Petroleum gases and other gaseous hydrocarbons, in gaseous state, other than natural gas	180	180	1	1
27121000	Petroleum jelly	28 800	55 320	49 207	83 588
27122000	Paraffin wax containing by weight less than 0.75 % of oil	-	2 104	-	3 902
27129010	Paraffin wax containing by weight more than 0.75 % of oil	165 927	428 387	175 085	388 538
27129090	Microcrystalline petroleum wax, slack wax, ozokerite, lignite wax, peat wax, other mineral waxes	1 719 029	3 704 829	1 185 309	2 531 616
27131100	Petroleum coke,not calcined	-	10 698 791	-	2 942 168
27131200	Petroleum coke ,calcined	753 178	6 011 890	264 863	2 416 455
27139000	Residues of petroleum oils or of oils obtained from bituminous minerals, other than petroleum coke and petroleum bitumen	178 499 384	386 270 752	59 248 414	125 162 006
27141000	Bituminous or oil shale & tar sands	18 620	37 240	5 880	11 760
28011000	Chlorine	-	1 850	-	3 990
28012000	Iodine	2 750	8 350	90 066	274 971
28030041	Carbon blacks of a kind used for rubber processing, other than acetylene black	1 258 550	5 030 350	1 333 116	5 358 003
28030049	Carbon blacks not of a kind used for rubber processing, other than acetylene black	-	340	-	9 411
28030090	Carbon (carbon blacks & other forms of carbon), other than acetylene black and carbon blacks	61 953	332 072	20 336	101 262
28041000	Hydrogen	600	14 845	45	23 844
28042100	Rare gases, argon	600 060	1 635 590	181 863	429 836
28042900	Rare gases other than argon	-	28 370	-	29 551
28043000	Nitrogen	4 740	22 833	755	8 990
28044000	Oxygen	20 405	69 305	1 559	5 246
28046100	Silicon containing by weight not less than 99.99 % of silicon	4	22	60	360
28051200	Alkali or alkalineearth metals, calcium	10	14	37	46
28051900	Alkali or alkaline-earth metals, other than sodium and calcium	-	560	-	5 400
28080000	Nitric acid, sulphonitric acids	98	98	118	118
28092092	Phosphoric acid, non food grade	9 900	22 980	11 880	21 036
28092099	Phosphoric acid & polyphosphoric acids, non food grade, other than hypophosphoric acid & phosphoric acid	-	1	-	5
28111200	Hydrogen cyanide (hydrocyanic acid)	420	630	588	882
28111920	Aminosulphonic acid (sulphamic acid)	1 626 173	4 144 420	933 355	2 330 101
28111990	Other inorganic acids, other than hydroflouric, hydrocyanic, arsenic, aminosulphonic acid (sulphamic acid)	20 001	20 005	13 696	13 721
28112100	Carbon dioxide	1 634	1 734	731	1 729
28112210	Silicon dioxide, in powder form	981 152	2 794 607	1 499 738	4 491 238
28112290	Silicon dioxide, other than powder form	389 592	1 207 799	645 498	1 684 436
28121700	Thionyl chloride	-	1	-	1
28129000	Halides and halide oxides of non-metals other than chloride & chloride oxides	1 500	1 500	12 000	12 000
28131000	Carbon disulphide	175 770	778 870	74 702	331 020
28141000	Anhydrous ammonia	142 499 441	519 910 920	51 047 376	159 327 349
28151100	Sodium hydroxide (caustic soda), Solid	128 000	566 600	52 364	201 644
28151200	Sodium hydroxide (caustic soda), In aqueous solution (soda lye or liquid soda)	14 379 702	33 223 977	1 504 206	3 928 295
28161000	Hydroxide & peroxide of magnesium	-	1	-	2
28170010	Zinc oxide	983 800	2 580 400	2 705 813	7 019 627
28182000	Aluminium oxide, other than artificial corundum	100 885 767	236 168 716	31 313 576	73 317 832
28183000	Aluminium hydroxide	6 772 927	24 707 044	1 390 521	4 871 684
28191000	Chromium trioxide	-	1 600	-	3 760

Tabel 3 : Ekspor Indonesia menurut Komoditi ( Kode HS 8 digit )

Maret 2021

Kode H S	Uraian golongan barang	Berat bersih (Kg)		Nilai F.O.B. ( U S \$ )	
		Bulan ini	Kumulatif	Bulan ini	Kumulatif
(1)	(2)	(3)	(4)	(5)	(6)
28209000	Manganese oxides, other than manganese dioxide	131 000	171 000	89 108	115 793
28211000	Iron oxides & hydroxides	189 760	423 926	38 782	94 379
28230000	Titanium oxides	810 000	1 701 000	688 500	1 401 300
28251000	Hydrazine & hydroxylamine & their inorganic salts	-	1	-	3
28252000	Lithium oxide & hydroxide	-	3	-	30
28254000	Nickel oxides & hydroxides	2 001 510	2 001 510	3 155 589	3 155 589
28259000	Inorganic bases, metal oxides, hydroxides and peroxides, other than HS 2825.10-2825.80	1 120 000	7 780 000	93 200	692 160
28261200	Fluorides of aluminium	-	18 000	-	19 980
28261900	Fluorides, other than of aluminium	3 241	5 399	5 424	7 813
28271000	Ammonium chloride	13 680	22 800	34 063	57 679
28272090	Calcium chloride, containing < 73 % and > 80 % by weight	104 435	273 400	231 362	660 152
28273100	Chlorides other than ammonium chloride and calcium chloride, of magnesium	0	0	37	37
28273200	Chlorides other than ammonium chloride and calcium chloride, of aluminium	114 600	630 990	48 763	310 962
28273920	Chlorides other than ammonium chloride and calcium chloride, of iron	21	29	440	464
28274100	Chloride oxides & chloride hydroxides, of copper	-	19 120	-	125 931
28274900	Chloride oxides & chloride hydroxides, other than of copper	-	37 500	-	21 903
28275100	Bromides of sodium or of potassium	1 440	2 880	3 226	6 494
28289010	Sodium hypochlorite	1 418	1 418	1 004	1 004
28299010	Sodium perchlorate	-	2	-	220
28299090	Perchlorates other than sodium, bromates & perbromates, iodates & periodates	5 040	10 320	11 642	20 566
28319000	Dithionites & sulphonylates other than of sodium	-	200	-	1 295
28321000	Sodium sulphites	52 852	79 702	16 686	23 903
28331100	Disodium sulphate	6 135 000	14 402 250	590 945	1 613 353
28331900	Sodium sulphates, other than disodium sulphate	395 000	2 452 500	32 785	204 888
28332210	Sulphates of aluminium, commercial grade	161 000	281 000	27 925	49 410
28332290	Sulphates of aluminium, non commercial grade	3 624 250	6 681 500	595 605	1 098 876
28332700	Sulphates of barium	2 000	2 000	9 340	9 340
28352200	Phosphates of mono- or disodium	13 000	21 350	26 852	44 873
28352400	Phosphates of potassium	575	7 775	2 736	25 556
28352590	Calcium hydrogenorthophosphate (dicalciumphosphate), non feed grade	-	20 000	-	3 640
28352600	Phosphates of calcium other than calcium hydrogenorthophosphate	2	203	8	391
28353100	Sodium triphosphate (sodium tripolyphosphate)	57 000	57 665	67 875	68 849
28362000	Disodium carbonate	3 763 425	7 348 716	1 448 297	2 968 422
28365010	Calcium carbonate, food or pharmaceutical grade	-	189 000	-	76 797
28365090	Calcium carbonate, non food or pharmaceutical grade	957 891	3 841 102	255 324	827 435
28366000	Barium carbonate	300	300	97	97
28369910	Commercial ammonium carbonate	1	21 051	2	52 123
28371900	Cyanides and cyanide oxides, other than of sodium	-	300	-	1 620
28391100	Sodium metasilicates	400	400	1 250	1 250
28391910	Sodium silicates	2 080 400	7 221 401	474 033	1 704 477
28399000	Silicates; commercial alkali metal silicates, other than of sodium	46 000	46 000	23 932	23 932
28402000	Borates other than disodium tetraborate (refined borax)	40 000	40 000	34 078	34 078
28421000	Double/complex silicates,includ aluminosilicates whether or not chemical defined	56 577	172 577	3 093	10 124
28429010	Sodium arsenite	0	0	19	19
28432900	Silver compounds other than silver nitrates	1 000	13 000	2 585	32 789
28433000	Gold compounds	102	410	4 221 784	19 211 675
28443090	Alloys,dispersions(incl cermets),ceramic prod&mixture contain uranium depleted in U235,thorium/compound of these product	-	213	-	20
28444010	Radioactive elements & isotopes & compounds o.t those of subheading 2844.10, 2844.20 or 2844.30; radioactive residues	361	458	4 231	5 031
28444090	Alloys, dispersions (including cermets), ceramic products & mixtures containing these elements, isotopes or compounds	49	130	120	320

Tabel 3 : Ekspor Indonesia menurut Komoditi ( Kode HS 8 digit )

Maret 2021

Kode H S	Uraian golongan barang	Berat bersih (Kg)		Nilai F.O.B. ( U S \$ )	
		Bulan ini	Kumulatif	Bulan ini	Kumulatif
(1)	(2)	(3)	(4)	(5)	(6)
28470010	Hydrogen peroxide, whether or not solidified with urea, in liquid form	92 300	488 068	60 665	313 920
28470090	Hydrogen peroxide, whether or not solidified with urea, other than liquid form	674 620	1 946 270	289 825	832 382
28491000	Carbides of calcium, whether or not chemically defined	504 000	1 566 000	352 800	1 096 200
28492000	Carbides of silicon, whether or not chemically defined	-	184	-	6 008
28499000	Carbides, whether or not chemically defined, other than of calcium and silicon	462	1 409	265 336	717 017
28500000	Hydrides,nitrides,azides,silicides&borides,w.o.n chemically defined,oth compounds which are also carbides of HS 28.49	1	1	0	0
28539010	Demineralized waters	90	90	20	20
28539090	Phosphide,ex ferrophosphorus;oth inorganic;liquid;compres;amalgam-air,oth amalgam precious metal,nec HS 28531000-28539090	4 504	18 409	7 523	26 343
29012300	Butene (butylene) & isomers thereof, unsaturated	6 551 686	14 951 686	4 283 982	8 942 622
29012400	Buta-1,3-diene & isoprene, unsaturated	25	1 900 125	888	1 338 698
29012910	Acetylene, unsaturated	3 000	6 000	559	1 124
29012990	Acyclic hydrocarbons, unsaturated, other than HS 2901.21.00-2901.29.20	21	33	629	3 932
29021900	Cyclanes, cyclenes & cycloterpenes, other than cyclohexane	80 002	189 586	338 265	694 541
29024300	p-Xylene	10 013 306	10 013 306	7 561 348	7 561 348
29024400	Mixed xylene isomers	380	760	1 148	2 295
29025000	Styrene	398 335	11 612 105	500 064	11 733 853
29029090	Cyclic hydrocarbons, other than HS 2902.11.00-2902.90.20	16 476	125 882	60 226	458 464
29031500	Ethylene dichloride (ISO) (1,2-dichloroethane)	24 850 212	75 245 212	13 547 120	37 767 312
29032100	Vinyl chloride (chloroethylene)	27 910 454	54 510 454	27 910 676	55 552 096
29033990	Fluorinated, brominated or iodinated derivatives of acyclic hydrocarbons, other than hs 2903.31.00-2903.39.10	105	105	3 000	3 000
29037100	Chlorodifluoromethane	-	320	-	1 343
29051100	Methanol (methyl alcohol)	1 795 135	3 795 212	574 443	1 034 461
29051200	Propan-1-ol (propyl alcohol) & propan-2-ol (isopropyl alcohol)	160	2 207	1 898	33 979
29051300	Butan-1-ol (n-butyl alcohol)	-	13 200	-	17 730
29051400	Butanols, other than Butan-1-ol	1 059 547	1 059 547	1 121 456	1 121 456
29051600	Octanol (octyl alcohol) & isomers thereof	12 602 164	19 572 747	22 550 220	33 369 397
29051700	Dodecan-1-ol (lauryl alcohol), hexadecan-1-ol (cetyl alcohol) & octadecan-1-ol (stearyl alcohol)	5 879 877	15 157 590	8 694 708	20 821 402
29051900	Saturated monohydric alcohols, other than 2905.11-2905.17	1 438 097	3 637 720	2 980 241	7 344 815
29052200	Acyclic terpene alcohols	-	5 100	-	49 317
29052900	Unsaturated monohydric alcohols other than acyclic terpene alcohols	7 520	37 973	27 725	129 932
29053100	Ethylene glycol (ethanediol)	436 000	1 517 500	372 257	941 890
29053200	Propylene glycol (propane1,2diol)	2 205	25 850	5 124	10 971
29053900	Diols other than ethylene glycol (ethanediol) & propylene glycol (propane 1, 2 diol)	30	955	1 340	3 599
29054300	Mannitol	1 000	2 450	7 700	18 973
29054400	Dglucitol (sorbitol)	4 073 526	12 887 212	2 940 666	9 157 455
29054500	Glycerol	55 439 471	150 675 774	33 090 419	87 732 233
29061900	Cyclanic,cyclenic/cycloterpenic,other than menthol,cyclohexanol,methylcyclohexanols&dimethylcyclohexanol,sterol&inositol	50	976	673	58 860
29062900	Cyclic alcohols&their halogenated, sulphonated, nitrated or nitrosated derivatives, aromatic, other than benzyl alcohol	80	114	1 030	10 762
29071100	Phenol (hydroxybenzene) & its salts	23 766	51 471	409 555	832 517
29071300	Octylphenol, nonylphenol & their isomers , salts thereof	112 800	732 050	155 100	979 212
29071900	Monophenols, other than HS 2907.11.00-2907.15.00	400	1 202	2 400	7 411
29072100	Resorcinol & its salts	-	1 400	-	27 854
29072300	4,4'-Isopropylidenediphenol (bisphenol A, diphenylolpropane) & its salts	72 000	120 000	132 026	220 044
29081900	Derivatives containing only halogen substituents & their salts, other than pentachlorophenol (ISO)	-	1 725	-	22 641

Tabel 3 : Ekspor Indonesia menurut Komoditi ( Kode HS 8 digit )

Maret 2021

Kode H S	Uraian golongan barang	Berat bersih (Kg)		Nilai F.O.B. ( U S \$ )	
		Bulan ini	Kumulatif	Bulan ini	Kumulatif
(1)	(2)	(3)	(4)	(5)	(6)
29089900	Halogenated,sulphonated,nitrated/nitrosated derivatives of phenols/phenol-alcohols,other than HS 2908.11.00-2908.92.00	68 000	130 400	109 932	204 934
29091900	Acyclic ethers & their halogenated, sulphonated, nitrated or nitrosated derivatives, other than diethyl ether	7 497 649	14 997 649	5 670 078	12 420 078
29092000	Cyclanic, cyclenic or cycloterpenic ethers & their halogenated, sulphonated, nitrated or nitrosated derivatives	-	764	-	1 910
29093000	Aromatic ethers & their halogenated, sulphonated, nitrated or nitrosated derivatives	69 300	166 502	649 632	1 811 237
29094100	2,2'Oxydiethanol (diethylene glycol, digol)	74 980	135 030	51 965	88 625
29094900	Ether-alcohols & their halogenated, sulphonated, nitrated or nitrosated derivatives,other than HS 2909.41.00-2909.44.00	19 911	38 920	62 617	128 762
29095000	Ether-phenols, ether-alcohol-phenols & their halogenated, sulphonated, nitrated or nitrosated derivatives	312 868	810 257	4 890 684	12 895 416
29096000	Alcohol peroxides, ether peroxides, ketone peroxides & their halogenated, sulphonated, nitrated/nitrosated derivatives	280 160	920 330	751 302	2 394 698
29121110	Formalin	-	108 000	-	24 376
29121900	Acyclic aldehydes without other oxygen function, other than methanal & ethanal (acetaldehyde)	29 753	68 436	105 110	418 281
29122100	Benzaldehyde	5	5	22	22
29122900	Cyclic aldehydes without other oxygen function,other than benzaldehyde	25	25	860	948
29124100	Vanillin (4-hydroxy-3-methoxybenzaldehyde)	18 652	87 456	1 046 300	4 805 961
29124200	Ethylvanillin (3-ethoxy-4-hydroxybenzaldehyde)	-	300	-	4 747
29124990	Aldehyde-alcohols, aldehyde-ethers, aldehyde-phenols & aldehydes with other oxygen function,o.t HS 2912.41.00-2912.49.10	-	5	-	508
29126000	Paraformaldehyde	1 205 500	3 871 500	841 109	2 561 800
29141900	Acyclic ketones without other oxygen function, other than HS 2914.11-2914.13	71	71	803	1 245
29142200	Cyclohexanone & methylcyclohexanones	17	68	164	655
29142300	Ionones & methylionones	1 092	1 092	13 057	13 057
29142910	Camphor	447	10 818	124	52 480
29142990	Cyclanic, cyclenic or cycloterpenic ketones without other oxygen function, other than HS 2914.22.00-2914.29.10	79	89	37 531	39 958
29144000	Ketone-alcohols & ketone-aldehydes	39	39	1 365	1 365
29145000	Ketone-phenols & ketones with other oxygen function	-	300	-	4 770
29146200	Coenzyme Q10 (ubidecarenone (INN))	80	80	70 400	70 400
29146900	Quinones, other than anthraquinone & coenzyme Q10 (ubidecarenone (INN))	2	2	31	33
29151100	Formic acid	2 000	45 129	3 308	33 790
29151200	Salts of formic acid	-	1	-	1
29151300	Esters of formic acid	9	9	661	661
29152100	Acetic acid	11	14	38	706
29152910	Sodium acetate, cobalt acetates	700	700	1 493	1 493
29153100	Ethyl acetate	7 250	7 300	8 988	9 235
29153200	Vinyl acetate	14 668	14 668	34 463	34 463
29153300	n-Butyl acetate	322 320	783 120	475 301	1 105 007
29153990	Esters of acetic acid,other than Ethyl/Vinyl/n-Butyl /Dinoseb (ISO)/Isobutyl/2- Ethoxyethyl acetate	14 767	43 557	156 412	370 258
29155000	Propionic acid, its salts & esters	4 180	4 409	9 739	12 668
29156000	Butanoic acids, pentanoic acids, their salts & esters	24 755	25 350	58 059	67 388
29157010	Palmitic acid, its salts & esters	13 194 935	37 259 289	13 141 099	37 457 136
29157020	Stearic acid	301 930	1 779 210	360 320	1 976 966
29157030	Salts & esters of stearic acid	477 330	1 009 178	583 712	1 151 762
29159010	Acetyl chloride	-	170	-	2 915
29159020	Lauric acid, myristic acid, their salts & esters	21 472 727	71 611 820	26 930 285	78 746 770
29159030	Caprylic acid, its salts & esters	383 200	832 800	669 605	1 578 890
29159040	Capric acid, its salts & esters	239 360	676 190	698 451	1 790 267
29159090	Saturated acyclic monocarboxylic acids&their anhydrides,halides,peroxides&peroxyacids,oth HS 2915.11.00-2915.90.40	8 453 805	27 525 969	12 013 690	34 365 207

Tabel 3 : Ekspor Indonesia menurut Komoditi ( Kode HS 8 digit )

Maret 2021

Kode H S	Uraian golongan barang	Berat bersih (Kg)		Nilai F.O.B. ( U S \$ )	
		Bulan ini	Kumulatif	Bulan ini	Kumulatif
(1)	(2)	(3)	(4)	(5)	(6)
29161100	Acrylic acid & its salts, unsaturated	1 782 743	6 485 239	2 183 734	6 876 137
29161200	Esters of acrylic acid, unsaturated	3 822 000	9 279 525	6 782 366	14 484 836
29161410	Methyl methacrylate, unsaturated	546 180	1 360 820	440 323	1 061 291
29161500	Oleic, linoleic or linolenic acids, their salts & esters, unsaturated	436 771	1 178 594	565 937	1 561 683
29161900	Unsaturated acyclic monocarboxylic acid,their anhydride,halide,peroxide/xyacid&their derivativ,oth 2916.11.00-2916.16.00	4	5	547	548
29162000	Cyclanic,cyclenic/cycloterpenic monocarboxylic acids,their anhydrides,halides,peroxides,peroxyacids&their derivatives	2	102	40	50 429
29163100	Benzoic acid, its salts & esters	-	100	-	2 094
29163200	Benzoyl peroxide & benzoyl chloride	170 660	379 820	411 542	909 315
29163910	2,4-Dichlorophenyl acetic acid & its salts & esters	-	32	-	1 228
29163920	Esters of phenylacetic acid	1	21	65	5 625
29163990	Aromatic monocarboxylic acid,their anhydrides,halides,peroxides,peroxyacids&their derivativ,oth HS 2916.31.00-2916.39.20	9 220	10 120	81 737	128 145
29171400	Maleic anhydride	854 500	1 766 375	1 225 909	2 508 508
29171900	Acyclic polycarboxylic acid,their anhydride,halide,peroxide,peroxyacid&their derivatives,oth HS 2917.13.00-2917.14.00	40 300	102 361	67 696	178 898
29173200	Diocetyl orthophthalates	148 000	196 000	255 430	337 165
29173490	Esters of orthophthalic acid, other than dibutyl orthophthalates,dioctyl orthophthalates,dinonyl/didecyl orthophthalates	-	300	-	3 809
29173500	Phthalic anhydride	1 828 000	2 168 000	1 704 500	1 978 750
29173600	Terephthalic acid & its salts	983 500	4 770 800	630 071	2 719 790
29173920	Phthalic compounds of a kind used as plasticisers & esters of phthalic anhydride	-	35 200	-	60 193
29173990	Aromatic polycarboxylic acid,their anhydride,halide,peroxide,peroxyacid&their derivtv,oth than HS 2917.32.00-2917.39.20	-	6	-	1
29181100	Lactic acid, its salts & esters	3 052	25 418	6 717	48 797
29181200	Tartaric acid	1	1	21	21
29181400	Citric acid	4 101	9 758	2 954	7 754
29181510	Calcium citrate	-	3	-	5
29181590	Salts & esters of citric acid, other than calcium citrate	2 580	5 093	6 914	12 579
29181600	Gluconic acid, its salts & esters	50	925	75	2 575
29181900	Carboxylic acid w/ alcohol funct but w/o oxygen funct,its anhydrid,halid,peroxid/xyacid&its derivativ,oth HS 2918.11-.18	300	825	759	2 266
29182100	Salicylic acid & its salts	10 000	10 950	40 500	46 152
29182300	Esters of salicylic acid & their salts	180	180	5 733	5 733
29182990	CarboxylicAcid w/ phenol funct but w/o O2 funct,its anhydrid,halid,peroxid/xyacid&its derivativ,oth HS 2918.21.00-.29.10	4 302	13 527	44 952	174 163
29183000	Carboxylic Acid w/ aldehyde/ketone funct but w/o oxygen funct,its anhydrides,halides,peroxides/xyacids&its derivatives	1 040	1 054	6 436	6 447
29189900	CarboxylicAcid w/ aldehyde/ketone funct but w/o O2 funct,its anhydrid,halid,peroxid/xyacid&its derivativ,oth HS 2918.91	370	406	6 703	6 706
29199000	Phosphoric ester&their salt,incl lactophospat,their halogenate,sulphonat,nitrate/nitrosat deriv,oth than tris phosphate	-	0	-	2
29209000	Ester of inorganic acid of non-metal (excl of hydrogen halides)&its salts/halogenat/sulphonat/nitrat,oth HS 292010-.30	58 915	185 160	414 419	1 459 877
29212200	Hexamethylenediamine & its salts	-	300	-	663
29212900	Acyclic polyamines&their derivatives,salts thereof,Other than ethylenediamine&its salts,Hexamethylenediamine & its salts	57 602	92 748	105 570	170 232
29213000	Cyclanic, cyclenic or cycloterpenic mono- or polyamines, & their derivatives, salts thereof	-	7 200	-	52 536
29214200	Aniline derivatives & their salts	-	53	-	80

Tabel 3 : Ekspor Indonesia menurut Komoditi ( Kode HS 8 digit )

Maret 2021

Kode H S	Uraian golongan barang	Berat bersih (Kg)		Nilai F.O.B. ( U S \$ )	
		Bulan ini	Kumulatif	Bulan ini	Kumulatif
(1)	(2)	(3)	(4)	(5)	(6)
29215900	Aromatic polyamines & their derivatives; salts thereof, other than HS 2921.51.00	30	38	1 374	1 487
29221200	Diethanolamine & its salts	-	7 895	-	37 107
29221920	D-2-Amino-n-butyl-alcohol	-	1 428	-	2 156
29224100	Lysine & its esters; salts thereof	15 839 763	42 037 274	15 623 987	34 440 849
29224210	Glutamic acid	817 000	2 926 000	841 510	3 899 750
29224220	Monosodium glutamate (MSG)	10 232 018	26 822 735	12 791 242	34 658 345
29224290	Salts, other than Glutamic acid & Monosodium glutamate (MSG)	1	1	7	7
29224900	Amino-acids, o.t those containing> one kind of oxygen function&their ester,salt thereof, o.t HS 2922.41.00-2922.44.00	79 589	119 694	664 053	946 651
29225090	Amino-alcoh-phenol,amino-acid-phenol&oth amino-comp w oxyg funct,Ot than p-Aminosalicylic acid&its salt,esters&oth deriv	10 400	73 200	15 165	126 445
29232090	Phosphoaminolipids	60 001	160 231	73 801	165 938
29239000	Quaternary amonium salt&hydroxid,lecithin&oth phosphoaminolipid,whether/not chemicaly define,oth thn HS29233000-29234000	65 920	122 180	129 962	208 537
29241210	Fluoroacetamide (ISO) & phosphamidon (ISO)	25 600	46 430	38 355	63 976
29241990	Acyclic amides (including acyclic carbamates) & their derivatives; salts thereof, other than HS 2924.11.10-2924.19.10	532 723	1 690 392	1 915 130	5 422 996
29242190	Ureines & their derivatives; salts thereof, o.t 4-Ethoxyphenylurea (dulcin), Diuron & monuron	12 100	19 600	125 840	203 840
29251100	Saccharin & its salts	-	28 500	-	182 052
29252900	Imines & their derivatives; salts thereof,Other than chlordimeform (ISO)	294 758	600 698	1 223 848	2 530 080
29269000	Nitrile-function compound, other than HS 2926.10.00 to 2926.40.00	0	0	12	12
29270010	Azodicarbonamide	2 504 717	6 436 389	7 367 572	19 391 202
29270090	Diazo-, azo- or azoxy-compounds other than Azodicarbonamide	11 500	23 000	27 715	55 430
29280010	Linuron	25	25	510	510
29280090	Organic derivatives of hydrazine or of hydroxylamine other than Linuron	18 750	50 490	20 501	86 995
29291090	Compounds Isocyanates with other nitrogen function other than Diphenylmethane diisocyanate (MDI) & Toluene diisocyanate	32 190	110 307	134 912	498 601
29299010	Sodium cyclamate	82 750	621 758	137 755	1 042 131
29302000	Thiocarbamates & dithiocarbamates	-	5	-	999
29309010	Dithiocarbonates	2	4	231	461
29309090	Organo-sulphur compounds, other than HS 2930.20.00 to 2930.90.90	119 765	178 383	1 522 875	2 372 748
29319090	Organo-inorganic compounds other than HS 2931.10.10-2931.90.50	2 286	88 134	2 289	240 444
29321400	Sucralose	85	1 085	600	44 500
29321900	Compounds containing an unfused furan ring (whether or not hydrogenated) in the structure, o.T HS 2932.11.00-2932.14.00	51 300	149 340	90 904	269 178
29322090	Lactones, Other than Coumarin N(1,2Benzopyrone) methylcoumarins & ethylcoumarin	500	540	2 800	6 673
29329910	Carbofuran	5	5	2 170	2 170
29329990	Heterocyclic compounds with oxygen hetero-atom(s) only, other than HS 2932.11.00-2932.99.10	-	38 000	-	610 825
29331900	Compounds contain an unfused pyrazole ring (hydrogenated/not)in the structure,not Phenazone (antipyrin)&its derivatives	25	25	136	136
29332100	Hydantoin & its derivatives	92 300	297 300	401 111	867 532
29332900	Compounds containing an unfused imidazole ring (hydrogenated/not)in the structure,not Hydantoin&its derivatives	228 825	575 500	1 153 439	2 909 731
29333910	Chlorpheniramine & isoniazid	480	4 380	6 240	48 946
29333930	Paraquat salts	3	3	516	516

Tabel 3 : Ekspor Indonesia menurut Komoditi ( Kode HS 8 digit )

Maret 2021

Kode H S	Uraian golongan barang	Berat bersih (Kg)		Nilai F.O.B. ( U S \$ )	
		Bulan ini	Kumulatif	Bulan ini	Kumulatif
(1)	(2)	(3)	(4)	(5)	(6)
29336900	Compounds containing an unfused triazine ring (whether or not hydrogenated) in the structure, other than Melamin	3 000	18 898	6 084	56 410
29339910	Mebendazole & parbendazole	0	0	289	289
29339990	Heterocyclic compounds with nitrogen hetero-atom(s) only oth than 2933.11.00-2933.99.10	3 051 000	8 393 310	14 139 911	36 798 671
29341000	Compounds containing an unfused thiazole ring (whether or not hydrogenated) in the structure	-	25	-	1 751
29342000	Compounds containing in the structure a benzothiazole ringsystem (whether or not hydrogenated), not further fused	-	5	-	840
29343000	Compounds containing in the structure a phenothiazine ringsystem (whether or not hydrogenated), not further fused	-	800	-	1 024
29349910	Nucleic acids & their salts	899 600	2 639 000	4 708 244	13 400 110
29349920	Sultones, sultams, diltiazem	1 320	2 242	444 128	738 341
29349930	6Aminopenicillanic acid	1 800	17 022	4 410	34 598
29349990	Nucleic acids&their salts,whether or not chemically define,oth heterocyclic comp n.e.c. HS 2934.10.00-2934.99.50	203 510	495 582	2 749 027	6 859 366
29359000	Sulphonamides other than HS 2935.10.00-2935.50.00	52 875	197 096	496 024	1 753 020
29362100	Vitamin A & their derivatives	600	6 275	66 000	235 074
29362200	Vitamin B1 & its derivatives	-	107	-	30 314
29362400	D or DLPantothenic acid (Vitamin B3 or Vitamin B5) & its derivatives	1 162	9 639	10 655	196 818
29362500	Vitamin B6 & its derivatives	25	25	537	537
29362600	Vitamin B12 & its derivatives	675	675	60 043	60 043
29362700	Vitamin C & its derivatives	914	2 467	11 726	20 296
29362800	Vitamin E & its derivatives	85	15 181	8 208	371 195
29362900	Vitamins; n.e.c. in HS 2936.21.00-2936.28.00, and their derivatives, unmixed	294	446	3 171	5 391
29369000	Provitamins,natural or reproduced by synthesis (including natural concentrates)	904	2 885	60 695	105 676
29371900	Polypeptide,protein&glycoprotein hormones,their derivatives&struct analogue,oth than somatotropin&insulin&its salts	14	40	456 624	1 333 058
29389000	Glycosides,natural/reproduced by synthesis,&their salt,ether,ester&other deriv,Oth than Rutoside(rutin) & its derivative	17 640	51 022	47 842	143 224
29392010	Alkaloids of cinchona & their derivatives, salts thereof, Quinine & its salts	9 201	16 868	943 738	1 736 473
29392090	Alkaloids of cinchona & their derivatives, salts thereof, oth than Quinine & its salts	1	5	5	23
29393000	Caffeine & its salts	10 200	10 340	44 941	48 245
29397900	Alkaloids; of vegetal origin, nec HS 2939.71.00	-	930	-	1 102
29400000	Sugars, chemically pure oth than sucrose ,lactose, maltose, glucose, & fructose	1 836 448	5 377 031	1 911 786	4 972 332
29411090	Penicillins & their derivatives with a penicillanic acid structure, salts thereof, other than Amoxicillin & Ampicillin	-	542	-	40 788
29419000	Antibiotics; n.e.c. in heading no. 2941	145	1 864	355	21 365
29420000	Organic compounds; n.e.c. in chapter 29	24 860	46 319	143 699	295 270
30019000	Heparin&its salts,oth human/animal substance prepared for therapeutic/prophylactic uses,not elsewhere specified/included	-	132 321	-	870 064
30021210	Antisera, plasma protein solutions, haemoglobin powder	13	14	103	104
30021290	Antisera & other blood fractions, other than antisera, plasma protein solutions, haemoglobin powder	312	748	3 767	21 509
30021500	Immunological products, put up in measured doses or in forms or packings for retail sale	2	2	11	11
30021900	Immunological products,w.o.n modified/obtained by means of biotechnological processes,other than HS 3002.11-3002.15	-	2	-	572
30022010	Tetanus toxoid	7 321	26 098	1 123 177	3 411 860
30022020	Pertussis, measles, meningitis or polio vaccines	17 613	32 276	10 229 009	15 606 967
30022090	Vaccines for human medicine, Other than Tetanus toxoid & Pertussis, measles, meningitis or polio vaccines	445	775	176 270	320 759
30023000	Vaccines for veterinary medicine	62 828	168 574	1 527 452	4 686 910

Tabel 3 : Ekspor Indonesia menurut Komoditi ( Kode HS 8 digit )

Maret 2021

Kode H S	Uraian golongan barang	Berat bersih (Kg)		Nilai F.O.B. ( U S \$ )	
		Bulan ini	Kumulatif	Bulan ini	Kumulatif
(1)	(2)	(3)	(4)	(5)	(6)
30029000	Toxins, cultures of micro-organisms (excluding yeasts) and similar products	26 132	29 809	95 336	116 750
30031090	Medicaments cont. penicillins/deriv, with penicillanic acid structure/streptomycins, o.t cont. amoxicillin&ampicillin	484	1 755	388	20 083
30033100	Medicaments, containing insulin, for therapeutic or prophylactic uses, not packaged for retail sale	8	9	1 366	1 371
30033900	Medicaments,containing hormones (excl. insulin),for therapeutic/prophylactic uses,not packaged for retail sale	246 296	247 087	2 899 908	2 963 977
30039000	Medicaments, for therapeutic or prophylactic uses, not packed for retail sale, other than HS 3003.10.10-3003.60.00	-	21	-	11 038
30041015	Medicament,containing penicillin G (excl penicillin G benzathine),phenoxymethyl penicillin/salts thereof,for retail sale	1	1	132	132
30041016	Medicaments,containing ampicillin,amoxycillin or salts thereof,of a kind taken orally,packing for retail sale	1 518	24 861	60 743	256 665
30041019	Medicaments,containing penicillins/derivates thereof,packing for retail sale,other than HS 3004.10.15-3004.10.16	74 796	196 181	5 796 417	15 326 413
30041021	Medicaments, containing streptomycins or derivatives thereof, in ointment form, packing for retail sale	58	828	1 801	10 476
30041029	Medicaments, containing streptomycins or derivatives thereof, other than in ointment form, packing for retail sale	1 309	1 310	6 484	6 516
30042010	Antibiotics containing gentamycin,lincomycin,sulfamethoxazole/its derivatives,of a kind taken orally/in ointment form	-	141	-	10 024
30042031	Antibiotics containing erythromycin or derivatives thereof, of a kind taken orally	8 033	21 637	414 367	496 808
30042032	Antibiotics containing erythromycin or derivatives thereof, in ointment form	18	21	241	392
30042039	Antibiotics containing erythromycin or derivatives thereof, other than of a kind taken orally or in ointment form	-	445	-	129 879
30042071	Antibiotics containing tetracyclines or chloramphenicols or derivatives,of a kind taken orally or in ointment form	1 789	6 187	110 769	259 009
30042079	Antibiotics containing tetracyclines or chloramphenicols or derivatives,oth of a kind taken orally or in ointment form	60	217	270	4 854
30042091	Antibiotic, of a kind taken orally or ointment form, other than HS 3004.20.10-3004.20.79	1 296	1 957	232 413	319 819
30042099	Antibiotic, other than of a kind taken orally or ointment form, other than HS 3004.20.10-3004.20.79	18 608	57 754	665 646	2 193 842
30043100	Medicaments, containing hormones or other products of heading 29.37, containing insulin	360	488	9 789	14 481
30043210	Medicaments,contain corticosteroid hormones,its derivatives/structural analogues,contain dexamethasone/their derivatives	339	3 554	1 115	59 201
30043290	Medicaments, containing corticosteroid hormones, their derivatives or structural analogues, oth HS 3004.32.10-3004.32.40	3 551	6 153	245 026	521 050
30043900	Medicaments, containing hormones/other products of heading 29.37, other than HS 3004.31.00-3004.32.90	69 020	129 385	1 205 292	2 904 754
30044200	Medicaments,containing alkaloids/derivatives thereof,containing pseudoephedrine/its salts,packing for retail sale	-	75	-	6 624
30044300	Medicaments,containing alkaloids/derivatives thereof,containing norephedrine or its salts,packing for retail sale	35 325	82 715	496 892	1 057 573
30045010	Medicaments containing vitamins or other products of heading 29.36, of a kind suitable for children, in syrup form	-	14	-	100
30045021	Medicaments containing more than one vitamin, of a kind taken orally	2 381	12 488	54 167	313 398
30045029	Medicaments containing more than one vitamin, other than of a kind taken orally	80 136	222 162	1 906 045	5 827 302
30045091	Medicaments containing vitamin A, B or C	1 242	29 454	81 249	949 577



Tabel 3 : Ekspor Indonesia menurut Komoditi ( Kode HS 8 digit )

Maret 2021

Kode H S	Uraian golongan barang	Berat bersih (Kg)		Nilai F.O.B. ( U S \$ )	
		Bulan ini	Kumulatif	Bulan ini	Kumulatif
(1)	(2)	(3)	(4)	(5)	(6)
30045099	Medicaments containing vitamins or other products of heading 29.36, other than HS 3004.50.10-3004.50.91	10 822	42 821	777 589	3 140 888
30046090	Medicaments,containing antimalarial active principles described in Subheading Note 2,other than HS 3004.60.10-3004.60.20	2	2	124	124
30049020	Closed sterile water for inhalation, pharmaceutical grade	7	3 792	693	48 993
30049030	Antiseptics	198 932	602 939	473 313	1 464 771
30049049	Anaesthetics, other than containing procaine hydrochloride	152 780	286 967	2 146 355	6 860 235
30049051	Analgesics,antipyretics&oth medicaments for coughs/colds,contain acetylsalicylic acid,paracetamol/dipyrone,taken orally	91 413	228 967	983 268	2 681 616
30049052	Analgesics,antipyretics&other medicaments for the treatment of coughs/colds,containing chlorpheniramine maleate	5 108	10 284	18 929	63 490
30049053	Analgesics,antipyretics&other medicaments for the treatment of coughs/colds,containing diclofenac,of a kind taken orally	379	786	17 101	37 034
30049054	Analgesics,antipyretics&other medicaments for the treatment of coughs/colds,containing piroxicam (INN) or ibuprofen	1 050	2 429	15 353	64 953
30049055	Analgesics, antipyretics&other medicaments for the treatment of coughs/colds, in liniment form	262 611	506 767	1 663 030	3 277 482
30049059	Analgesics, antipyretics & other medicaments for the treatment of coughs or colds, other than HS 3004.90.51-3004.90.55	285 966	621 117	5 035 389	12 220 429
30049065	Antimalarials, herbal medicaments	17 839	52 179	244 936	671 643
30049069	Antimalarials, other than containing primaquine/artemisinin other than of subheading 3004.60.10/herbal medicaments	3 274	10 324	36 934	133 321
30049072	Anthelmintic, herbal medicaments	744	1 772	9 068	34 897
30049079	Anthelmintic, other than containing piperazine or mebendazole (INN) or herbal medicaments	4 858	19 443	275 750	661 409
30049082	Anti HIV/AIDS medicaments	557	958	1 424 187	2 343 774
30049089	Medicaments for the treatment of cancer or other intractable diseases, other than containing deferoxamine, for injection	2 166	13 054	282 227	1 242 822
30049091	Medicaments containing sodium chloride or glucose, for infusion, packaged for retail sale	52 308	134 235	273 002	613 256
30049092	Medicaments containing sorbitol or salbutamol, for infusion, packaged for retail sale	20 761	20 761	95 327	95 327
30049093	Medicaments containing sorbitol or salbutamol, in other forms, packaged for retail sale	14 848	14 848	25 935	25 935
30049094	Medicaments containing cimetidine (INN) or ranitidine (INN) other than for injection, packaged for retail sale	30	23 426	45 673	106 995
30049096	Nasal-drop medicaments containing naphazoline, xylometazoline or oxymetazoline	8	21	20	65
30049098	Herbal medicaments, other than for anthelmintic or antimalarials	140 767	429 764	387 978	1 070 841
30049099	Medicament consisting of mix/unmix product for therapeutic/prophylactic uses,for retail sale,oth HS 3004.10.15-.90.98	37 276	97 728	8 374 267	19 738 865
30051010	Adhesive dressings & other articles having an adhesive layer, impregnated or coated with pharmaceutical substances	1 576	9 874	19 310	126 649
30051090	Adhesive dressings&other articles having an adhesive layer,other than impregnated/coated with pharmaceutical substances	40 888	86 659	206 010	608 516
30059010	Bandages, put up in forms or packings for retail sale for medical, surgical, dental or veterinary purposes	2 888	6 974	29 843	52 939
30059020	Gauze, put up in forms or packings for retail sale for medical, surgical, dental or veterinary purposes	1	1	15	15
30059090	Wadding,packings for retail sale for medical,surgical,dental/veterinary purposes,other than HS 3005.10.10-3005.90.20	9 213	21 591	120 359	269 110
30061090	Sterile surgical catgut,sterile tissue adhesives for surgical wound closure; sterile laminaria & sterile laminaria tents	91	331	420	5 366
30064010	Dental cements & other dental fillings	-	2	-	9
30065000	First-aid boxes & kits	-	34	-	453

Tabel 3 : Ekspor Indonesia menurut Komoditi ( Kode HS 8 digit )

Maret 2021

Kode H S	Uraian golongan barang	Berat bersih (Kg)		Nilai F.O.B. ( U S \$ )	
		Bulan ini	Kumulatif	Bulan ini	Kumulatif
(1)	(2)	(3)	(4)	(5)	(6)
30066000	Chemical contraceptive preparations based on hormones, on other products of heading 29.37 or on spermicides	16 429	47 996	1 148 992	3 433 741
30067000	Gel prep designed to be used in hum or vet med as a lubricant for parts of the body for surg operations or physical exam	3	15	30	160
30069290	Waste pharmaceuticals other than medicaments for the treatment of cancer, HIV/AIDS or other intractable diseases	0	1	5	13
31010010	Fertilisers produced by of solely vegetable origin	176 000	1 072 910	38 679	251 558
31010092	Fertilisers produced of animal origin (other than guano), chemically treated	12 192	12 236	35 791	35 997
31010099	Animal fertilisers,not chemically treated	2 198 257	7 207 376	621 681	1 845 160
31021000	Urea, whether or not in aqueous solution	192 294 517	353 880 654	64 518 173	108 183 648
31022100	Ammonium sulphate	96 000	168 000	16 080	27 780
31022900	Double salts & mixtures of ammonium sulphate & ammonium nitrate	5	6	1	36
31023000	Ammonium nitrate, whether or not in aqueous solution	3 200 000	10 400 800	1 041 030	3 921 905
31028000	Mixtures of urea & ammonium nitrate in aqueous or ammoniacal solution	1	16	2	74
31029000	Mineral or chemical fertilisers, nitrogenous, other than HS 3102.10-3102.80.00	39 235	39 235	2 362	2 362
31031190	Superphosphates containing by weight 35 % or more of diphosphorus pentaoxide (P2O5), other than feed grade	724 500	1 641 500	176 598	393 743
31031990	Superphosphates containing by weight less than 35 % of diphosphorus pentaoxide (P2O5), other than feed grade	1 043 700	2 629 800	214 085	558 170
31039010	Calcined phosphatic fertilisers	432 200	482 200	93 378	103 378
31039090	Mineral or chemical fertilisers, phosphatic, other than superphosphate & calcined phosphatic fertilisers	2 098 961	4 547 373	396 252	690 053
31042000	Potassium chloride	-	2	-	10
31043000	Potassium sulphate	1 288 000	2 620 000	512 790	1 038 831
31049000	Mineral or chemical fertilisers, potassic, other than potassium chloride & potassium sulphate	-	5 000	-	2 800
31051010	Superphosphates & calcined phosphatic fertilisers in tablets or similar forms of a gross weight not exceeding 10 kg	-	21 000	-	4 869
31052000	Mineral or chemical fertilisers containing the three fertilising elements nitrogen, phosphorus & potassium	680 440	1 474 030	388 503	893 227
31054000	Ammonium dihydrogenorthophosphate & mixtures thereof with diammonium hydrogenorthophosphate	-	4 636	-	18 143
31055100	Mineral or chemical fertilisers containing nitrates & phosphates	55 064 770	55 320 970	15 812 458	15 867 090
31055900	Mineral/chemical fertilisers,contain the two fertilising elements nitrogen&phosphorus,oth contain nitrates&phosphates	48 002	120 002	6 556	16 211
31056000	Mineral or chemical fertilisers containing the two fertilising elements phosphorus & potassium	22	35	32	75
31059000	Mineral/chemical fertilisers contain two/three of fertilising elements nitrogen,phosphorus&potassium, oth HS 3105.20-.60	635 024	1 779 715	135 845	471 666
32019000	Tanning extracts of vegetable origin,tannins&their salts, ethers, ester&other derivatives, oth quebracho&wattle extract	1 407 556	5 737 347	3 315 591	14 023 283
32021000	Synthetic organic tanning substances	394 806	1 263 164	468 487	1 523 042
32029000	Inorganic tanning substances, tanning prep, w.o.n containing natural tanning substances, enzymatic prep for pre-tanning	4 985	22 044	11 686	19 906
32030010	Colouring matter of veg/animal origin incl dyeing extracts excl animal black,of a kind used in the food/drink industries	2 136	24 685	10 535	111 298
32030090	Col matter of veg/animal origin incl dyeing extract excl animal black other than used in the food or drink industries	2 859	5 819	8 111	18 325
32041110	Disperse dyes & preparations based thereon, crude	4 976	5 258	33 077	35 484
32041190	Disperse dyes & preparations based thereon, other than crude	592 252	1 527 558	8 349 646	20 064 372
32041210	Acid dyes, whether or not premetallised, & preparations based thereon	75 415	157 879	998 565	2 103 222
32041290	Mordant dyes & preparations based thereon	36	258	2 732	6 305
32041300	Basic dyes & preparations based thereon	5 500	5 500	52 085	52 085

Tabel 3 : Ekspor Indonesia menurut Komoditi ( Kode HS 8 digit )

Maret 2021

Kode H S	Uraian golongan barang	Berat bersih (Kg)		Nilai F.O.B. ( U S \$ )	
		Bulan ini	Kumulatif	Bulan ini	Kumulatif
(1)	(2)	(3)	(4)	(5)	(6)
32041400	Direct dyes & preparations based thereon	127 983	309 747	352 502	797 442
32041500	Vat dyes (including those usable in that state as pigments) & preparations based thereon	11 312	18 314	117 234	234 964
32041600	Reactive dyes & preparations based thereon	449 287	1 416 127	2 668 591	7 799 499
32041710	Synthetic organic pigment in powder form	269 801	862 002	1 932 311	6 042 071
32041790	Pigments & preparations based thereon, other than synthetic organic pigment in powder form	241 857	826 085	1 167 553	3 777 483
32041900	Synthetic organic colouring matter & prep,including mixtures of colouring matter of ?2 of the subheading 3204.11-3204.19	474 590	1 077 057	453 636	1 035 651
32042000	Synthetic organic products of a kind used as fluorescent brightening agents	561 000	1 991 817	1 064 821	3 176 815
32049000	Synthetic organic colouring matter, prep as specified in Note 3 to this Chapter , other than HS 3204.11 to 3204.20	16	257	108	3 182
32050000	Colour lakes, preparations as specified in Note 3 to this Chapter based on colour lakes.	235	245	9 465	9 845
32061110	Pigments based on titanium dioxide containing 80 % or more by weight of titanium dioxide calculated on the dry matter	4 000	4 000	25 436	25 436
32061910	Pigments based on titanium dioxide containing less than 80 % by weight of titanium dioxide calculated on the dry matter	23 000	144 400	94 400	346 471
32061990	Preparations based on titanium dioxide containing < 80% by weight of titanium dioxide calculated on the dry matter	68 800	134 050	200 859	403 751
32062010	Chrome yellow, chrome green & molybdate orange or red based on chromium compounds	39 000	126 460	149 056	609 900
32062090	Pigments&prep based on chromium compounds,oth than chrome yellow,chrome green&molybdate orange/red from chrome compounds	10 000	15 002	31 159	46 331
32064190	Ultramarine	4 000	6 000	6 720	10 080
32064910	Preparation, other than ultramarine & prep based thereon or lithopone & other pigments & prep based on zinc sulphide	16 185	46 820	236 476	470 534
32064990	Colouring matter,other than ultramarine & prep based thereon or lithopone & other pigments & prep based on zinc sulphide	156 442	358 850	524 412	1 081 739
32071000	Prepared pigments, prepared opacifiers, prepared colours & similar preparations	356 359	1 010 048	1 287 925	3 452 745
32072010	Enamel frits	18 308	20 633	32 162	38 442
32072090	Vitrifiable enamels & glazes, engobes (slips) & similar preparations, other than enamel frits	464 900	834 852	301 872	589 333
32073000	Liquid lustres & similar preparations	1 712	2 564	1 042	3 331
32074000	Glass frit & other glass, in the form of powder, granules or flakes	688 627	1 753 853	588 724	1 774 123
32081019	Varnishes (including lacquers) based on polyesters, other than of a kind used in dentistry	41 544	78 699	112 810	218 050
32081020	Antifouling &/or anticorrosive paints for ships' hulls based on polyesters	222	224	3 470	3 472
32081090	Paint incl enamels based on polyesters,oth than varnishes incl lacq&antifouling &/or anticorrosive paint for ships'hulls	937 930	2 239 841	2 645 722	6 150 579
32082070	Varnishes (including lacquers), of a kind used in dentistry based on acrylic or vinyl polymers	-	3 800	-	14 900
32082090	Paints based on acrylic or vinyl polymers, oth than antifouling &/or anticorrosive paint	381 347	869 256	1 195 273	2 848 692
32089019	Varnishes(incl lacquers), >100°C heat resistance, not used in dentistry, oth based on polyesters,acrylic/vinyl polymers	3	4 902	1	14 903
32089029	Varnishes(incl lacquers), <=100°C heat resistance, not used in dentistry,oth based on polyesters,acrylic/vinyl polymers	178 562	439 242	514 928	1 326 831
32089030	Antifouling &/or anticorrosive paints for ships'hulls other than based on polyesters&based on acrylic or vinyl polymers	4	5	20	27
32089090	Paint&varnishes incl enamels&lacquers exc based on polyesters&based on acrylic/vinyl polymers&HS 3208.10.10-3208.90.30	854 900	2 678 161	2 759 819	8 403 322
32091010	Varnishes (including lacquers), based on acrylic or vinyl polymers	44 162	97 073	53 774	140 600
32091050	Antifouling &/or anticorrosive paints for ships' hulls, based on acrylic or vinyl polymers	-	717	-	3 338

Tabel 3 : Ekspor Indonesia menurut Komoditi ( Kode HS 8 digit )

Maret 2021

Kode H S	Uraian golongan barang	Berat bersih (Kg)		Nilai F.O.B. ( U S \$ )	
		Bulan ini	Kumulatif	Bulan ini	Kumulatif
(1)	(2)	(3)	(4)	(5)	(6)
32091090	Paints&varnishes including enamels based on acrylic or vinyl polymers, other than HS 3209.10.10-3209.10.50	72 998	169 960	124 711	351 783
32099000	Paints & varnishes (including enamels & lacquers), other than based on acrylic or vinyl polymers	340 836	593 087	512 602	966 427
32100010	Varnishes (including lacquers)	19 388	50 692	109 718	296 565
32100030	Prepared water pigments of a kind used for finishing leather	16	16	1 286	1 286
32100099	Paints other than antifouling &/or anticorrosive paints for ships' hulls	154	10 083	690	46 845
32110000	Prepared driers	16 466	36 036	55 155	113 500
32121000	Stamping foils	2 280	5 350	43 929	131 782
32129011	Aluminium paste dispersed in nonaqueous media, of a kind used in the manufacture of paints (including enamels)	30	63	319	2 219
32129019	Pigment incl metallic powders&flakes dispersed in not water media,in liq/paste form,not for manufacture of leather paint	9 526	13 712	49 607	77 438
32129029	Colouring matter put up in forms/packings for retail sale of a kind not used in the food/drink industries	2	2 773	35	5 830
32131000	Colours in sets, of a kind used by artists, students or signboard painters	2 877	3 540	31 373	37 386
32139000	Colours, of a kind used by artists, students or signboard painters, other than colours in sets	2	570	105	1 661
32141000	Glaziers' putty, grafting putty, resin cements, caulking compounds & other mastics, painters' fillings	156 328	529 623	561 436	1 996 826
32149000	Non-refractory surfacing preparations for facades, indoor walls, floors, ceilings or the like.	623 843	1 365 293	726 456	1 749 509
32151110	Printing ink, black, ultraviolet curable	13	43	286	342
32151190	Printing ink, black other than ultraviolet curable ink	175 654	420 748	1 615 386	4 081 093
32151900	Printing ink, other than black	948 526	2 263 369	8 968 092	21 510 090
32159060	Writing or drawing ink	14	57	1 502	3 003
32159070	Ink of a kind suitable for use with duplicating machines of heading 84.72	46 520	94 622	1 001 806	1 876 130
32159090	Ink, whether or not concentrated or solid, other than HS 3215.11.10-3215.90.70	47 987	130 599	474 823	795 789
33011200	Essential oils of orange	53	4 289	2 418	38 070
33011300	Essential oils of lemon	42	57	1 871	3 481
33011900	Essential oils of citrus fruit, other than of orange & lemon	132 418	266 566	4 194 177	8 249 588
33012400	Essential oils of peppermint (Mentha piperita)	4	6	31	34
33012500	Essential oils of other mints, other than peppermint (Mentha piperita)	14 525	37 064	808 412	1 983 278
33012910	Essential oils of lemon grass, citronella, nutmeg, cinnamon, ginger, cardamom, fennel or palmrose	274 401	850 263	9 395 457	28 290 995
33012920	Essential oils of sandalwood	11 306	37 869	756 929	2 897 436
33012990	Essential oils other than HS 3301.12.00-3301.29.20	66 978	163 140	1 019 665	4 009 042
33013000	Resinoids	-	0	-	147
33019010	Aqueous distillates & aqueous solutions of essential oils suitable for medicinal use	2 344	6 995	98 289	133 541
33019090	Extract oleoresins; concentrates of essential oils; terpenic by-product of deterpenation of essential oils	240 121	514 776	7 103 494	15 427 733
33021010	Odoriferous alcoholic preparations of a kind used in the manufacture of alcoholic beverages, in liquid form	17 329	30 262	190 504	370 447
33021020	Odoriferous alcoholic preparations of a kind used in the manufacture of alcoholic beverages, in other forms	1	2 801	5	31 250
33021090	Odoriferous alcoholic preparations of a kind used in the food or drink industries, other than HS 3302.10.10-3302.10.20	977 924	2 804 164	10 802 322	30 610 903
33029000	Odoriferous substances and mixtures; used as raw materials in industries other than the food or drink industries	455 522	1 111 723	8 182 377	19 718 160
33030000	Perfumes & toilet waters.	767 246	2 217 008	14 176 401	38 648 029
33041000	Lip makeup preparations	2 410	3 990	136 186	353 644
33042000	Eye makeup preparations	3 502	5 861	333 871	794 119
33043000	Manicure & pedicure preparations	1 221	3 849	11 490	26 546
33049100	Beauty or make up preparations, powders, whether or not compressed	334 173	871 246	1 009 400	3 088 718
33049920	Antiacne preparations	39 494	84 823	148 327	377 658

Tabel 3 : Ekspor Indonesia menurut Komoditi ( Kode HS 8 digit )

Maret 2021

Kode H S	Uraian golongan barang	Berat bersih (Kg)		Nilai F.O.B. ( U S \$ )	
		Bulan ini	Kumulatif	Bulan ini	Kumulatif
(1)	(2)	(3)	(4)	(5)	(6)
33049930	Face or skin creams & lotions other than antiacne preparations	1 227 973	3 217 630	4 532 562	13 152 367
33049990	Beauty/make up preparat, for the care of the skin (incl sunscreen or sun tan preparations), o.t HS 3304.10.00-3304.99.30	625 572	1 622 435	5 930 875	14 684 367
33051010	Shampoos having antifungal properties	586 559	1 755 753	983 650	2 668 428
33051090	Shampoos not having antifugal properties	1 421 557	3 890 455	3 128 506	8 319 675
33052000	Preparations for permanent waving or straightening	2 276	2 435	24 478	25 229
33053000	Hair lacquers	80	213	64	896
33059000	Preparations for use on the hair, other than shampoos, preparations for permanent waving or straightening & hair lacquer	723 115	1 842 917	5 077 357	13 356 459
33061010	Dentifrices in powders forms & pastes for dental prophylaxis	656 866	2 083 612	1 225 603	4 058 301
33061090	Dentifrices, other than in powders forms&pastes for dental prophylaxis	175 935	586 252	967 539	2 515 494
33062000	Yarn used to clean between the teeth (dental floss)	51	611	214	86 636
33069000	Prep for oral/dental hygiene, incl denture fixative pastes&powders,in individual retail packages,other than dentifrices	48 409	103 261	151 015	279 296
33071000	Preshave, shaving or aftershave preparations	531	18 143	1 661	46 833
33072000	Personal deodorants & antiperspirants	54 954	221 009	295 800	954 142
33073000	Perfumed bath salts & other bath preparations	-	35	-	728
33074110	Agarbatti & other odoriferous prep which operate by burning,Scented powders of a kind used during religious rites	173 204	306 286	228 733	383 220
33074190	Agarbatti& other odoriferous prep which operate by burning, oth scented powders of a kind used during religious rites	19 622	56 014	47 749	185 476
33074910	Room perfuming preparations, whether or not having disinfectant properties	120 372	270 578	572 361	1 628 913
33074990	Deodorising rooms, other than room perfuming preparations, whether or not having disinfectant properties	21 335	55 207	111 106	391 206
33079030	Papers & tissues, impregnated or coated with perfume or cosmetics	69 892	337 403	285 635	958 295
33079040	Perfumery or cosmetics, including depilatories, other than HS 3307.10.00-3307.90.31	12 204	34 806	46 007	225 709
33079090	Perfumery, cosmetic or toilet preparations, other than HS 3307.10.00-3307.90.50	25 015	62 240	129 865	299 406
34011140	Medicated soap including disinfectant soap	3 637 306	8 651 770	4 443 680	10 586 236
34011150	Soap for toilet uses including bath soap other than medicated soap	11 463 023	28 605 945	16 125 795	40 063 600
34011160	Organic surface-active prod&prep for toilet use, of felt/nonwovens,impregnated,coated/covered with soap/detergent	3 973	10 031	5 706	23 921
34011190	Organic surface-active products & preparations for toilet use, other than HS 3401.11.60	727 505	2 680 369	585 877	1 931 186
34011990	Soap&org surf-active prod&prep,form of bars,cakes,moulded pieces/shapes,pap,wadding,oth for toilet use incl med products	3 809 986	7 580 560	5 030 393	8 082 930
34012020	Soap chips	48 789 672	127 673 920	35 806 238	98 974 565
34012091	Soap in other forms of a kind used for flotation deinking of recycled paper, other than soap chips	12 878	27 362	41 939	96 069
34012099	Soap in other forms, other than soap chips & soap of a kind used for flotation deinking of recycled paper	3 900 181	12 290 765	3 374 270	10 390 659
34013000	Organic surfaceactive products&prep for washing the skin,in the form of liq/cream&put up for retail,contain soap/not	1 297 881	4 744 226	4 731 795	15 554 202
34021110	Sulphated fatty alcohols, whether or not put up for retail sale	1 944 120	5 886 480	3 304 453	9 319 479
34021140	Sulphonated alkylbenzene, whether or not put up for retail sale	2 337 470	6 725 598	2 677 026	7 561 922
34021190	Anionic other than Sulphated fatty alcohols&Sulphonated fatty alcohols including org surf-active agents	1 833 595	5 541 047	4 452 020	12 634 694
34021200	Cationic including organic surfaceactive agents, whether or not put up for retail sale	618 708	1 651 328	853 504	2 131 775
34021310	Hydroxyl-terminated polybutadiene, whether or not put up for retail sale	2 061	31 748	3 720	56 239

Tabel 3 : Ekspor Indonesia menurut Komoditi ( Kode HS 8 digit )

Maret 2021

Kode H S	Uraian golongan barang	Berat bersih (Kg)		Nilai F.O.B. ( U S \$ )	
		Bulan ini	Kumulatif	Bulan ini	Kumulatif
(1)	(2)	(3)	(4)	(5)	(6)
34021390	Non-ionic including organic surfaceactive agents, put up for retail sale or not, oth hydroxylterminated polybutadiene	164 469	505 526	387 459	949 133
34021910	Organic surf-active agents,of a kind suit for use in fire-ext prep,other than anionic,cationic&non-ionic	26 880	102 917	43 247	171 691
34021990	Organic surf-active agents,other than anionic,cationic&non-ionic&of a kind suit to use in fire-ext prep	1 041 502	2 684 289	1 257 696	3 134 573
34022014	Surface active preparations put up for retail sale in liquid form	1 881 561	4 567 624	1 952 759	4 844 914
34022015	Washing/cleaning preparation,including bleaching,cleansing/degreasing preparations put up for retail sale in liquid form	5 028 235	15 959 979	3 410 927	10 620 444
34022094	Surface active preparations put up for retail sale other than in liquid form	1 684	8 225	7 978	14 820
34022095	Washing/cleaning prep,including bleaching,cleansing or degreasing prep put up for retail sale other than in liquid form	16 918 892	42 234 401	13 132 117	32 535 078
34029011	Anionic wetting agents in liquid form	58 340	179 484	79 498	251 553
34029012	Anionic washing or cleaning preparations, including bleaching, cleansing or degreasing preparations in liquid form	324 098	729 390	455 981	977 956
34029013	Washing/cleaning preparations, including bleaching, cleansing/degreasing prep in liquid form other than anionic prep	19 834	61 328	17 072	93 729
34029014	Anionic surface active preparations in liquid form other than anionic wetting agents and washing preparations	620	16 785	85	25 635
34029019	Surf active prep, wash prep incl aux wash&clean prep,cont soap/not,in liq form, oth than HS34.01, 3402.90.11-14, retail	342 598	845 448	782 037	1 816 517
34029091	Anionic wetting agents not in liquid form	22 675	136 585	42 126	245 295
34029092	Anionic washing or cleaning reparations,including bleaching,cleansing or degreasing preparations not in liquid form	30	299	18	727
34029093	Washing/cleaning preparations, including bleaching, cleansing/degreasing prep not in liquid form other than anionic prep	208 856	383 683	205 663	362 104
34029094	Anionic surface active preparations not in liquid form other than anionic wetting agents and washing preparations	-	35	-	18
34029099	Surface active prep,wash prep incl aux wash&clean prep,cont soap/not,not in liq form,oth than of 34.01,HS 3402.90.91-.94	536 562	1 553 129	961 538	2 428 971
34031111	Liquid lubricating oil prep, for treatm of textile,or oth material, containing petroleum oil/oil from bituminous mineral	107	1 190	204	3 619
34031119	Prep for treatm of textile/oth material,in liquid form,contain petrol oil/oil from bituminous mineral,oth lubricating	15	135	12	419
34031190	Prep for treatm of textile/oth material, contain petrol oil/oil from bituminous mineral, other than in liquid form	16 030	32 592	44 276	87 457
34031911	Lubricating preparations for aircraft engines,contain petroleum oil/oil from bituminous mineral, in liquid form	52	52	1 550	1 550
34031912	Lubricating prep cont. petroleum oil, not for treatment textile material/leather/furskins cont. silicone oil in liquid	-	6	-	11
34031919	Lubricate prep cont petrol oil not for treatment textile/leather/furskin/aircraft engine not cont silicone oil in liquid	8 500	26 428	35 496	84 020
34031990	Lubricating preparation containing petroleum oil not for treatment textile material/leather/furskins, not in liquid form	1 605	2 013	8 312	24 549
34039111	Lubricating preparation contain silicone oil-for treatment of textile/leather/furskins,not contain petrol,in liquid form	580	680	1 920	2 320
34039190	Lubricating prep for treatment of textile/leather/furskins, not contain petrol, other than in liquid form	87 650	187 090	100 626	233 026
34039911	Lubricating preparations for aircraft engines, not contain petroleum oil/oil from bituminous mineral, in liquid form	19	20	713	1 152
34039912	Lubricating prep contain silicone oil not for treatment of textile/leather/furskins,not contain petrol,in liquid form	-	4 600	-	14 996
34039919	Lubricating prep not cont petrol,not for treatment of textile/leather/furskins/aircraft,not cont silicone oil,in liquid	24 713	39 369	32 407	60 244
34039990	Lubricating preparations,not containing petroleum oil,not for treatment of textile/leather/furskins, not in liquid form	153 782	449 344	296 643	807 963

Tabel 3 : Ekspor Indonesia menurut Komoditi ( Kode HS 8 digit )

Maret 2021

Kode H S	Uraian golongan barang	Berat bersih (Kg)		Nilai F.O.B. ( U S \$ )	
		Bulan ini	Kumulatif	Bulan ini	Kumulatif
(1)	(2)	(3)	(4)	(5)	(6)
34049010	Waxes; artificial and prepared, of lignite chemically modified, other than poly (oxyethylene) (polyethylene glycol)	-	5	-	26
34049090	Artificial waxes & prepared waxes, other than HS 3404.20.00-3404.90.10	6 529 903	14 616 753	8 654 693	18 631 859
34051000	Polishes, creams & similar preparations for footwear or leather	63 953	89 846	302 524	421 961
34052000	Polishes, creams & similar preparations for the maintenance of wooden furniture, floors or other woodwork	11	3 079	217	12 751
34053000	Polishes & similar preparations for coachwork, other than metal polishes	1 091	4 754	57 514	82 025
34054020	Scouring pastes & powders & other scouring preparations, in packaging of a net weight not exceeding 1 kg	14 556	15 492	10 274	10 715
34054090	Scouring pastes & powders & other scouring preparations, in packaging of a net weight exceeding 1 kg	230	1 510	780	5 100
34059010	Metal polishes	660	5 903	3 264	101 367
34059090	Polishes&creams,scouring pastes&powders&similar preparations,excluding waxes of HS 34.04,oth HS 3405.10.00-3405.90.10	9 445	14 585	30 566	56 471
34060000	Candles, tapers and the like	143 582	675 245	536 806	1 569 871
34070010	Modelling pastes, including those put up for children's amusement	3	1 713	180	5 612
34070030	Preparations for use in dentistry, with a basis of plaster (of calcined gypsum or calcium sulphate)	2	3	1	3
35011000	Casein	45 000	45 000	4 549	4 549
35019010	Caseinates & other casein derivatives	2 500	4 500	24 775	44 595
35022000	Milk albumin, including concentrates of two or more whey proteins	-	225	-	136
35030019	Glues; other than fish glue	237	508	1 143	2 965
35040000	Peptones & their deriv, oth protein substances & their deriv,not specified or included,hide powder,chromed or not.	176 387	274 424	131 713	166 141
35051010	Dextrins, soluble or roasted starches	558 560	1 502 520	227 982	514 249
35051090	Dextrins, other than soluble or roasted starches	608 279	1 649 032	889 814	2 258 531
35052000	Glues, based on starches, or on dextrins or other modified starches	150	966	11 847	13 676
35061000	Products suitable for use as glues or adhesives, put up for retail sale as glues or adhesives, net weight <= 1 kg	223 720	597 360	1 498 573	3 836 396
35069100	Adhesives based on polymers of headings 39.01 to 39.13 or on rubber	1 197 178	3 014 080	2 692 440	6 923 108
35069900	Glues and other adhesives; prepared, n.e.c. in heading no. 3506, not exceeding a net weight of 1kg	78 652	298 916	188 899	858 237
35079000	Enzymes; other than rennet & concentrates thereof	62 390	147 232	349 091	959 472
36030090	Safety fuses; other than semifuses, elemented caps, signal tubes, safety fuses, detonating fuses	-	108	-	37 700
36041000	Fireworks	-	6 972	-	15 059
36049090	Pyrotechnic products; n.e.c. in heading 36.04	6 273	13 244	17 439	32 498
36050000	Matches, other than pyrotechnic articles of heading 36.04	692 072	1 859 902	948 494	2 452 346
37012000	Photographic plates and film; Instant print film	18	580	1 202	36 483
37013000	Photographic plates and film; in the flat, sensitised, unexposed, with any side exceeding 225mm	-	805	-	3 951
37019110	For colour photography (polychrome) of a kind suitable for use in the printing industry	1	1	10	10
37019190	For colour photography (polychrome) not suitable for use in the printing industry	-	19	-	300
37021000	Photographic film; for x-rays, in rolls, sensitised and unexposed (other than of paper, paperboard or textiles)	1	1	103	103
37023100	Photographic film in rolls without perforations, of a width not exceeding 105 mm, for colour photography (polychrome)	3	3	50	50
37031090	Photographic paper,paperboard & textiles,sensitised,unexposed n rolls of a width > 610 mm but exceeding 1,000 mm	2 371	3 484	3 836	4 649

Tabel 3 : Ekspor Indonesia menurut Komoditi ( Kode HS 8 digit )

Maret 2021

Kode H S	Uraian golongan barang	Berat bersih (Kg)		Nilai F.O.B. ( U S \$ )	
		Bulan ini	Kumulatif	Bulan ini	Kumulatif
(1)	(2)	(3)	(4)	(5)	(6)
37032000	Photographic paper,paperboard & textiles,sensitised,unexposed, for colour photography (polychrome)	-	86	-	50
37039000	Photographic paper, paperboard & textiles; (for o.t colour photography&in rolls of a width >610mm), sensitised,unexposed	1 204	2 262	704	1 904
37040010	X-ray plates or film	169	180	2 365	2 449
37050090	Photographic plates & film, exposed & developed, other than cinematographic film, other than X-ray & microfilm	204	405	4 048	11 078
37071000	Sensitising emulsions	360	992	1 204	3 177
37079090	Chemical preparations for photographic uses; other than flashlight materials not sensitising emulsions	2 620	7 950	57 202	155 942
38011000	Artificial graphite	5 634	15 737	89 219	97 836
38019000	Preparations based on graphite/other carbon,blocks,plates/oth semi-manufactures,Oth than HS 38011000-38013000	1	1	1	1
38021000	Activated carbon	2 609 386	6 275 141	3 600 887	9 036 146
38029020	Activated clays or activated earths	9 993 200	28 947 005	2 398 534	6 928 041
38029090	Activated carbon,animal black, including spent animal black, o.t activated bauxite, activated clays or activated earths	2 374 280	4 998 920	288 188	608 135
38030000	Tall oil, whether or not refined.	5	5	15	15
38040090	Resid lyes from the manufact of wood pulp,Oth than concentrate sulphite lye&Calc lignin sulphonat binder	1 200	1 200	2 472	2 472
38051000	Gum, wood or sulphate turpentine oils	1 868 890	3 551 870	6 007 773	11 571 221
38059000	Terpenic oil;produce treatment coniferous wood, crude dipentene, sulphite turpentine&oth crude para-cymene,nec head 3805	20 000	97 500	82 000	322 914
38061000	Rosin & resin acids	6 657 548	15 824 678	9 096 899	20 996 889
38063090	Ester gums other than in blocks	46 000	146 500	80 443	249 078
38069090	Rosin spirit and rosin oils, n.e.c. HS 3806.10.00-3806.90.10, rum gums other than in blokcks	15 000	20 300	26 789	35 673
38070000	Wood of (tar; tar oils; creosote; naphtha); vegetable; brewers'(pitch) & similar preparations based on rosin, resin acid	4	6	116	256
38085210	DDT, in packing w <= 300 g, Wood preservatives, being preparations oth than surface coatings, cont insecticid/fungicid	-	1	-	16
38085290	DDT, in packing w<=300 g, o.t wood preservatives, being preparations oth than surface coatings, cont insecticid/fungicid	1	676	2	1 725
38085910	Insecticides	146 871	484 936	161 617	582 330
38085921	Fungicides, in aerosol containers	35 627	37 119	137 132	146 027
38085929	Fungicides, other than in aerosol containers	175	2 205	175	6 130
38085931	Herbicides, in aerosol containers	4 150	6 250	3 690	5 790
38085939	Herbicides,other than in aerosol containers	38	38	294	294
38085950	Herbicides, Plantgrowth regulators	-	5 110	-	23 407
38085960	Herbicides, Disinfectants	8 152	604 116	92 280	1 174 731
38085999	DDT (ISO) (clofenotane (INN)), in packings of a net weight content more than 300 g, o.t wood preservative	-	33 236	-	181 102
38086110	Goods specified in Subhead Note 2 to this Chap,Mosquito repellent coils,in packings of a net weight content <= 300 g	272 850	582 744	234 033	532 581
38086130	Goods specified in Subhead Note 2 to this Chap,In aerosol cans, in packings of a net weight content <= 300 g	3 418	11 708	19 020	49 425
38086140	Goods specified in Subhead Note 2 to this Chap,In liquid form,in pack of net weight content<= 300g	450	450	6 133	6 133
38086190	Good specifd in Subhead Note 2 to this Chapt,in packing of a net weight <= 300 g, n.e.c. HS 3808.61.10 - 3808.61.50	2 283	12 027	8 040	96 780
38086220	Mosquito repellent coils, in packings of a net weight content exceeding 300 g but not exceeding 7.5 kg	146 086	293 842	93 319	211 648
38086230	Mosquito repellent mats, in packings of a net weight content exceeding 300 g but not exceeding 7.5 kg	-	850	-	1 723



Tabel 3 : Ekspor Indonesia menurut Komoditi ( Kode HS 8 digit )

Maret 2021

Kode H S	Uraian golongan barang	Berat bersih (Kg)		Nilai F.O.B. ( U S \$ )	
		Bulan ini	Kumulatif	Bulan ini	Kumulatif
(1)	(2)	(3)	(4)	(5)	(6)
38086240	Aerosol cans, in packings of a net weight content exceeding 300 g but not exceeding 7.5 kg	74 565	334 109	206 904	780 337
38086250	Liquid form, in packings of a net weight content exceeding 300 g but not exceeding 7.5 kg	1 267	2 304	6 300	9 838
38086290	Good specifd in Subhead Note 2 this Chapt,packings of a net weight content >300g but<=7.5kg,Oththan HS38086210-38086250	38 221	152 662	666 301	1 942 715
38086990	Moulding into mosquito coils other than powder, in packings of a net weight content > 7.5 kg	20 800	153 868	41 126	1 644 318
38089110	Insecticid; oth contain goods in SubheadNote 1&2; Intermediate preparat contain 2-(methylpropyl-phenol methylcarbamate)	446	11 914	42 761	116 748
38089120	Insecticides; other than containing goods specified in Subhead Notes 1 & 2; powder for moulding into mosquito coil	11 444	45 231	174 192	439 358
38089130	Insecticides; other than containing goods specified in Subheading Notes 1 & 2 to this Chapter; In aerosol containers	77 235	134 965	253 470	400 977
38089140	Insecticides; other than containing goods specified in Subheading Notes 1 & 2 to this Chapter; Mosquito repellent coils	2 740 450	7 638 391	2 951 568	8 380 178
38089150	Insecticides; other than containing goods specified in Subheading Notes 1 & 2 to this Chapter; Mosquito repellent mats	4 899	24 184	52 524	253 335
38089190	Insecticides; other than containing goods specified in Subheading Notes 1 & 2 to this Chapter; n.e.c. HS 380891.10-50	1 116 164	3 724 286	11 580 489	30 433 073
38089219	Fungicides; oth than contain goods spec in Subhead Note 1 to this Chapter;In aerosol contain; with Validamycin > 3 %	132 480	206 400	807 555	1 420 099
38089290	Fungicides; oth than contain goods spec in Subhead Note 1 to this Chapter; n.e.c. HS 3808.92.11-3808.92.19	192 797	382 079	2 111 948	5 297 856
38089319	Herbicides; oth than containing goods specified in Subheading Notes 1&2 to this Chapter; oth than In aerosol containers	877 568	2 440 490	11 681 825	33 228 496
38089330	Herbicides; oth than containing goods specified in Subheading Notes 1&2 to this Chapter; Plant-growth regulators	6 529	25 693	37 803	252 395
38089490	Disinfectants; other than contain mix of coal tar acid&alkalis, other than in aerosol containers	87 921	310 537	182 289	572 816
38089910	Wood preservatives, containing insecticides or fungicides	1 000	1 015	1 478	1 629
38089990	Rodenticide & oth similar prod; o.t contain good, n.e.c. HS 3808.52.10-3808.99.10	371 376	736 158	1 111 847	2 146 751
38099110	Base of amylaceous substances, of kind used in the textile or like industries, softening agents	710 489	2 378 490	523 753	1 867 477
38099190	Base of amylaceous substances, of kind used in the textile or like industries, other than softening agents	1 852 510	5 119 478	2 701 446	7 944 660
38099200	Base of amylaceous substances, of kind used in the paper or like industries, other than softening agents	1 252 293	3 223 665	1 016 358	2 744 931
38099300	Finishing agent&dye carrier; to accelerate dyeing/fixing dye-stuff, oth prod&preparation, used in leather/like industry	74 052	135 514	115 810	197 372
38109000	Fluxes&oth auxiliary preparation; for soldering, brazing/welding, or prep use as cores/coat for welding electrodes/rods	59 369	144 389	80 711	185 714
38111900	Anti-knock preparations; other than those based on lead compounds	67 945	254 452	144 435	501 005
38112190	Lubricating oil additives; containing petroleum oils or oils obtained from bituminous minerals, not for retail sale	18	238	109	3 461
38112900	Lubricating oil additives; not containing petroleum oils or oils obtained from bituminous minerals	59	61	1 052	1 082
38119010	Oxidation and gum inhibitors, viscosity improvers, anti-corrosive preparation, rust preventatives or corrosion inhibitor	17 422	65 379	37 850	115 507
38119090	Oxidation&gum inhibitor, viscosity improver, anti-corrosive prep, oth prep additive mineral oil/liquid, nec in head 3811	3 457	39 354	64 825	194 286
38121000	Rubber accelerators; prepared	30 260	98 101	50 178	178 674
38122000	Plasticisers, compound; for rubber or plastics	73 903	731 450	485 092	5 396 416

Tabel 3 : Ekspor Indonesia menurut Komoditi ( Kode HS 8 digit )

Maret 2021

Kode H S	Uraian golongan barang	Berat bersih (Kg)		Nilai F.O.B. ( U S \$ )	
		Bulan ini	Kumulatif	Bulan ini	Kumulatif
(1)	(2)	(3)	(4)	(5)	(6)
38123100	Anti-oxidise prepar&oth compound stabiliser;for rubber/plastic, mix of oligomer of 2,2,4-trimethyl-1,2-dihydroquinoline	18 000	42 000	76 002	85 122
38123900	Anti-oxidising preparations and other compound stabilisers; for rubber or plastics, other than 3812.31.00	727 179	1 643 329	5 419 391	11 172 402
38130000	Fire-extinguishers; preparations and charges and charged fire-extinguishing grenades	461	1 392	398	2 193
38140000	Organic composite solvents & thinners, not elsewhere specified or included, prepared paint or varnish removers.	139 513	377 443	355 062	896 196
38151100	Catalyst,support;reaction initiator/accelerator&catalytic prep,with nickel/nickel compound as the active substance	84 095	194 088	793 197	1 963 408
38151200	Catalyst,support;reaction initiator/accelerator&catalytic prep,with precious metal or compounds as the active substance	12 254	91 018	8 891 150	38 601 093
38151900	The supported catalysts, other than HS 3815.11.00 - 3815.12.00	100 451	130 348	32 569	57 432
38159000	Reaction initiators, reaction accelerators and catalytic preparations, unsupported, n.e.c. or included	156 622	517 631	1 257 294	2 375 694
38160010	Refractory cements, other than products of heading no. 3801	87 185	132 060	101 127	174 619
38160090	Mortars, concretes & similar compositions, other than products of heading 38.01.	143 282	257 434	65 631	118 913
38170000	Mixed alkylbenzenes & mixed alkylnaphthalenes, other than those of heading 27.07 or 29.02.	4 196 852	9 025 817	5 017 760	10 707 254
38180000	Chemical elementsDopedFor use in electronics, inDiscsForm, wafer/similarForm, chemicalCompoundDopedFor use in electronic	14 222	36 850	3 443 150	9 292 281
38190000	Hydraulic brake fluid&oth prep liquid hydraulic transmission nor contain<=70% weight petrol oil/obtain bitumin mineral	47 959	69 768	58 522	92 482
38200000	Anti-freezing preparations & prepared de-icing fluids.	257 034	947 093	341 465	1 264 763
38210090	Prepared culture media for the development of plant, human or animal cells	603	619	833	4 910
38220010	Plates, sheets, film, foil & strip of plastics impregnated or coated with diagnostic reagents or laboratory	1	11 731	45	1 880 186
38220020	Paperboard, cellulose wadding & web of cellulose fibres impregnated or coated with diagnostic reagents or laboratory	-	888	-	188 828
38220030	Sterilisation indicator strips & tapes	-	2 047	-	2 665
38220090	Diagnostic/laboratory reagents on a backing prepared diagnostic/laboratory reagents, n.e.c. HS 3822.00.10 - 3822.00.30	7 614	19 634	58 254	126 724
38231100	Industrial monocarboxylic fatty acids, acid oils from refining: stearic acid	67 407 173	179 281 311	70 504 598	178 855 264
38231200	Industrial monocarboxylic fatty acids, acid oils from refining: oleic acid	10 071 488	28 483 858	13 556 060	34 908 770
38231910	Industrial monocarboxylic fatty acids: acid oils from refining	39 124 938	119 210 657	28 664 676	87 013 510
38231920	Industrial monocarboxylic fatty acids: palm fatty acid distillate	129 187 989	321 533 820	111 686 269	267 272 981
38231930	Industrial monocarboxylic fatty acids: palm kernel fatty acid distillate	8 021 485	20 608 506	6 204 110	16 526 926
38231990	Industrial monocarboxylic fatty acids, acid oils from refining, other than HS 3823.11.00 - 3823.19.30	84 978 697	223 368 462	93 838 123	245 123 995
38237010	Industrial fatty alcohols, in the form of wax	834 481	1 565 599	1 275 577	2 338 305
38237090	Industrial fatty alcohols other than in the form of wax	47 394 359	171 731 070	73 935 878	254 262 085
38241000	Prepared binders for foundry moulds or cores	225 502	891 169	118 395	605 560
38244000	Prepared additives for cements, mortars or concretes	1 298 989	4 163 826	1 217 712	3 308 754
38245000	Non-refractory mortars & concretes	440 265	751 881	230 332	336 672
38246000	Sorbitol other than that of subheading 2905.44	5 152 685	12 931 885	2 726 398	6 878 212
38247190	Mix halogenated drvtv;CFCs whtr/not HCFs,PFCs,HFCs;trnsformer&circuit breaker oils>=70% petroleum/oils bituminous mineral	36	468	641	6 161
38247490	Mix halogenated drvtv;HCFCs,whthr/not PFCs,not CFCs;transformer&circuit breaker oils,>70% petroleum/of oils bituminous	-	3	-	1

Tabel 3 : Ekspor Indonesia menurut Komoditi ( Kode HS 8 digit )

Maret 2021

Kode H S	Uraian golongan barang	Berat bersih (Kg)		Nilai F.O.B. ( U S \$ )	
		Bulan ini	Kumulatif	Bulan ini	Kumulatif
(1)	(2)	(3)	(4)	(5)	(6)
38247800	Mixtures halogenated derivatives of methane, ethane or propane; containing PFCs or HFCs, but not containing CFCs/ HCFCs	-	774	-	1 218
38247900	Mixtures containing halogenated derivatives of methane, ethane or propane; n.e.c. HS 3824.71 - 3824.78	-	7 954	-	18 487
38249100	Mixtures & preparations consisting mainly of methyl methyl methylphosphonate & bis methylphosphonate	3	4	91	152
38249910	Ink removers, stencil correctors, other correcting fluids & correction tapes(o.t head 96.12), packings for retail sale	57 266	64 652	141 063	180 182
38249930	Copying pastes with a basis of gelatin, whether presented in bulk/ ready for use (i.e: on a paper or textile backing)	23 077	43 956	37 750	99 331
38249940	Chemical products & preparations of the chemical or allied industries; composite inorganic solvents	2 548 613	5 310 744	2 944 888	6 266 046
38249950	Chemical products & preparations of the chemical or allied industries; acetone oil	66 205	196 716	72 185	197 497
38249960	Chemical products & preparations of the chemical or allied industries; chemical preparations contain monosodium glutamate	310 200	894 592	568 037	1 396 556
38249970	Chemical product&prep of the chemical/allied industries; other chemical prep, of used in the manufacture of foodstuff	587 192	1 844 097	1 256 834	3 819 963
38249991	Chemical products & preparations of chemical/allied industries; naphthenic acids,their water insoluble salts&their esters	17 105 860	37 650 993	16 638 685	37 253 695
38249999	Prepared binders for foundry moulds/cores;chemical product&prep of chemical/allied industry;o.t HS 3824.10.00-3824.99.91	2 753 870	7 066 875	1 839 391	4 476 616
38253090	Clinical waste: other than syringes, needles, cannulae & the like	-	7 240	-	11 117
38254100	Residual products of the chemical or allied industries: halogenated waste organic solvents	2	2	5	5
38256900	Residual products ; other wastes from chemical or allied industries; other than mainly containing organic constituents	-	5 000 000	-	20 000
38259000	Residual products of the chemical/allied industries, not elsewhere specified/included; n.e.c. HS 3825.10.00 - 3825.69.00	50	732 050	630	992
38260021	Biodiesel, not containing petroleum oil; Palm Methyl Ester, with ester alkyl content >=96.5 % but < 98 %	7 999 842	7 999 842	7 963 843	7 963 843
38260022	Biodiesel, not containing petroleum oil; Palm Methyl Ester with ester alkyl content > 98 %	136 180	233 480	166 864	264 225
38260029	Biodiesel, not containing petroleum oil; Palm Methyl Ester with ester alkyl content < 96.5 %	440 825	1 041 145	270 068	575 508
39011012	Ethylene polymers,polyethylene w/ specific gravity of < 0.94,in liquid/paste form,Linear LowDensity Polyethylene (LLDPE)	244 500	622 500	174 105	444 405
39011019	Ethylene polymers,polyethylene w/ specific gravity of<0.94,in liquid/paste form,oth Linear Low-Density Polyethylene	446	117 948	2 511	207 486
39011092	Ethylene polymers,polyethylene w/ specific gravity of<0.94,oth in liquid/paste form,Linear Low-Density Polyethylene	20 262 782	38 458 632	22 163 120	41 666 365
39011099	Ethylene polymers,polyethylene w/ specific gravity of<0.94,oth in liquid/paste form,oth Linear Low-Density Polyethylene	140 012	463 726	221 174	519 413
39012000	Ethylene polymers; in primary forms, polyethylene having a specific gravity of 0.94 or more	5 848 639	15 149 155	6 533 570	16 324 390
39013000	Ethylene polymers; in primary forms, Ethylene-vinyl acetate copolymers	166 868	496 702	186 964	587 164
39014000	Ethylene polymers; in primary forms, Ethylene-alpha-olefin copolymers, having a specific gravity of less than 0.94	8 172 970	22 575 350	4 961 651	13 675 502
39019090	Ethylene polymers; in primary forms, other than 3901.10 - 3901.40, other than in dispersion	4 609 602	11 045 494	3 289 739	8 345 939
39021040	Propylene, other olefin polymers,polypropylene in primary forms,in granules, pellets, beads, flakes, chips&similar forms	554 878	1 251 397	999 018	2 233 270
39021090	Propylene, other olefin polymers, polypropylene in primary forms, other than HS 3902.10.30 - 3902.10.40	452 923	930 171	300 425	641 928

Tabel 3 : Ekspor Indonesia menurut Komoditi ( Kode HS 8 digit )

Maret 2021

Kode H S	Uraian golongan barang	Berat bersih (Kg)		Nilai F.O.B. ( U S \$ )	
		Bulan ini	Kumulatif	Bulan ini	Kumulatif
(1)	(2)	(3)	(4)	(5)	(6)
39022000	Propylene, other olefin polymers, Polyisobutylene, in primary forms	-	450	-	1 086
39023030	Propylene, other olefin polymers, Propylene copolymers, in the form of liquids or pastes	300	657	1 341	2 891
39023090	Propylene, other olefin polymers, Propylene copolymers, other than in the form of liquids or pastes	379 175	1 031 342	530 089	1 447 658
39029010	Propylene, oth olefin polymers, oth HS 3902.10 - 3902.30, chlorinated polypropylene suitable in printing ink formulation	461	511	822	930
39029090	Propylene,oth olefin polymers,oth HS 3902.10-3902.30,oth chlorinated polypropylene suitable in printing ink formulation	60 183	232 207	84 923	192 834
39031110	Styrene polymers, expansible polystyrene, in primary forms, in the form of granules	547 262	997 148	1 218 493	2 198 673
39031190	Styrene polymers, expansible polystyrene, in primary forms, other than in the form of granules	220	220	683	683
39031910	Styrene polymers, other than expansible polystyrene, in primary forms, in dispersion	576 100	1 450 290	348 822	873 724
39031920	Styrene polymers, oth than expansible polystyrene,in primary forms,in granules,pellets,beads,flakes,chips&similar forms	248 800	490 036	324 631	647 892
39031990	Styrene polymers, other than expansible polystyrene, in primary forms, other than HS 3903.19.10 - 3903.19.20	2 877 055	7 076 458	1 901 143	4 664 931
39032090	Styrene polymers, styrene-acrylonitrile (SAN) copolymers, in primary forms, other than in aqueos& non-aqueous dispersion	77 700	77 725	71 344	71 397
39033040	Styrene polymers, acrylonitrile-butadiene-styrene (ABS) copolymers, in primary forms, in aqueous dispersion	32 450	111 850	27 458	93 749
39033060	Styrene polymers, acrylonitrile-butadiene-styrene (ABS) copolymers, in primary forms, in the form of granules	27 200	27 328	18 848	19 685
39033090	Styrene polymers,acrylonitrile-butadiene-styrene (ABS) copolymers, in primary forms,other than HS 3903.30.40-3903.30.60	1 949 408	4 841 200	1 470 205	3 579 641
39039030	Styrene polymers, in primary forms, other than HS 3903.11.10 - 3903.30.90, in dispersion	1 046 130	3 810 850	816 767	3 078 140
39039099	Styrene polymers,in primary forms,oth HS 3903.11.10-3903.30.90,impact Polystyrene of notched izod impact at 23°C>=80 J/m	1 720 285	5 479 686	2 437 120	7 042 782
39041010	Poly(vinyl chloride), not mixed with any other substances ,homopolymers, suspension type	16 277 820	38 836 800	19 305 708	44 550 433
39041091	Poly(vinyl chloride), not mixed with any other substances, oth thn homopolymers suspension type, in the form of granules	20	20	60	60
39041092	Poly(vinyl chloride), not mixed with any other substances, oth thn homopolymers suspension type, in the form of powder	3 037 000	3 307 000	3 670 695	3 979 845
39041099	Poly(vinyl chloride),not mixed with any oth substances,oth homopolymers suspension type,oth in the granules/powder form	2 956 001	5 459 021	3 512 338	6 364 390
39042190	Non-plasticised poly(vinyl chloride), in primary forms, mixed with other substances,other in the form of granules/powder	-	3	-	2
39042210	Plasticised poly(vinyl chloride), in primary forms, mixed with other substances, in dispersion	39	39	300	300
39042220	Plasticised poly(vinyl chloride), in primary forms, mixed with other substances, in the form of granules	472 000	1 465 000	853 948	2 618 351
39042290	Plasticised poly(vinyl chloride),in primary forms,mixed w/ oth substances,oth in the form of dispersion/granules/powder	-	41 035	-	60 526
39043020	Vinyl chloride-vinyl acetate copolymers, in primary forms, in the form of powder	-	50	-	349
39043090	Vinyl chloride-vinyl acetate copolymers, in primary forms, other in the form of granules/powder	-	5 000	-	10 090
39046190	Halogenated olefin polymers,fluoro-polymers,polytetrafluoroethylene,in primary forms,oth thn in form of granules/powder	-	1 203	-	24 167
39046990	Halogenated olefin polymers,fluoro-polymers,oth polytetrafluoroethylene,oth in the form of dispersion/granules/powder	-	400	-	9 894

Tabel 3 : Ekspor Indonesia menurut Komoditi ( Kode HS 8 digit )

Maret 2021

Kode H S	Uraian golongan barang	Berat bersih (Kg)		Nilai F.O.B. ( U S \$ )	
		Bulan ini	Kumulatif	Bulan ini	Kumulatif
(1)	(2)	(3)	(4)	(5)	(6)
39049090	Vinyl chloride, oth halogenated olefin polymers, n.e.c. in heading no.3904,oth thn in form of dispersion/granules/powder	215	251	882	907
39051200	Poly(vinyl acetate), in aqueous dispersion, in primary forms	392 260	1 032 004	479 953	1 207 037
39051910	Poly(vinyl acetate), other than in aqueous dispersion, in primary forms, in the form of liquids or pastes	-	11	-	148
39051990	Poly(vinyl acetate), other than in aqueous dispersion, in primary forms, other than in the form of liquids or pastes	25 050	57 050	72 490	130 801
39052100	Vinyl acetate copolymers, in aqueous dispersion, in primary forms	60 120	139 160	65 375	138 192
39053010	Poly(vinyl alcohol), whether or not containing unhydrolysed acetate groups , in dispersion	4 416	24 248	6 341	26 970
39053090	Poly(vinyl alcohol), whether or not containing unhydrolysed acetate groups, other than in dispersion	-	1 500	-	1 755
39059190	Copolymers, other than in dispersion, in primary forms	-	7	-	209
39059990	Vinyl (acetate/ester polymers/polymers),n.e.c. in HS 3905,in primary forms,oth copolymers,oth HS 3905.99.10-3905.99.20	35 600	35 664	92 350	92 899
39061010	Acrylic polymers, poly(methyl methacrylate), in primary forms, in dispersion	953 229	1 606 082	1 022 054	1 707 620
39061090	Acrylic polymers, poly(methyl methacrylate), in primary forms, other than in dispersion	226 339	870 551	366 362	1 199 852
39069020	Acrylic polymers, other than poly(methyl methacrylate), in primary forms, in dispersion	4 974 176	12 919 437	4 987 417	12 885 564
39069092	Acrylic polymers, other than poly(methyl methacrylate), in primary forms, sodium polyacrylate other than in dispersion	1 385 191	4 534 155	1 483 369	5 188 998
39069099	Acrylic polymers, oth thn poly(methyl methacrylate),in primary forms,oth thn sodium polyacrylate, oth thn in dispersion	2 319 867	5 827 059	2 997 727	7 353 845
39071000	Polyacetals, in primary forms	87 600	87 750	73 262	73 562
39072010	Polytetramethylene ether glycol, in primary forms	29 330	167 832	37 148	183 110
39072090	Other polyethers, in primary forms, other than polytetramethylene ether glycol	118 612	493 312	309 644	875 439
39073020	Epoxide resins, in primary forms, of a kind used for coating, in powder form	180 417	421 756	231 541	532 133
39073030	Epoxide resins, in primary forms, in the form of liquids or pastes	35 587	102 673	60 313	137 795
39073090	Epoxide resins, in primary forms, other than of a kind used for coating in powder form,other than in liquids/pastes form	63 033	183 579	258 866	670 879
39074000	Polycarbonates, in primary forms	1 381 451	3 502 302	1 453 281	3 486 570
39075010	Alkyd resins, in primary forms, in the form of liquids or pastes	935 960	2 461 770	1 186 168	3 054 067
39075090	Alkyd resins, in primary forms, other than in the form of liquids or pastes	595 990	1 781 546	863 464	2 474 596
39076100	Poly(ethylene terephthalate), in primary forms, having a viscosity of 78ml/g or higher	11 003 007	37 728 266	9 644 304	29 606 719
39076910	Poly(ethylene terephthalate), in primary forms, having a viscosity of less than 78ml/g, in the form granules	3 809 657	6 796 267	2 488 293	4 619 828
39076990	Poly(ethylene terephthalate), in primary forms, having a viscosity of less than 78ml/g, other than in the form granules	1 925 273	10 729 332	1 725 536	8 230 320
39077000	Poly(lactic acid), in primary forms	-	3 000	-	4 689
39079120	Polyesters, n.e.c. in heading no. 3907, unsaturated, in primary forms, granules & similar forms	245	248	848	1 036
39079130	Polyesters, n.e.c. in heading no. 3907, unsaturated, in primary forms, in the form of liquids or pastes	-	1 137 000	-	1 526 956
39079190	Polyesters,n.e.c. in HS 3907,unsaturated, in primary forms,oth granules&similar forms,oth in the form of liquids/pastes	177 553	383 948	264 864	576 139
39079940	Polyester, n.e.c. in heading no. 3907, saturated, in primary forms, of a kind used for coating, in powder form	9 326	40 735	25 519	100 357
39079990	Polyesters, n.e.c. in heading no.3907, saturated, in primary forms, other than of a kind used for coating in powder form	2 175 543	6 418 237	2 119 799	5 868 583
39081010	Polyamide-6, in primary forms	2 189 378	5 254 270	3 224 462	7 476 640
39081090	Polyamide-11, -12, -6,6, -6,9, -6,10 or -6,12, in primary forms	297 551	1 065 114	305 639	1 042 341
39089000	Polyamides, other than Polyamide-6, -11, -12, -6,6, -6,9, -6,10 or -6,12; in primary forms	55 529	142 967	72 820	204 295

Tabel 3 : Ekspor Indonesia menurut Komoditi ( Kode HS 8 digit )

Maret 2021

Kode H S	Uraian golongan barang	Berat bersih (Kg)		Nilai F.O.B. ( U S \$ )	
		Bulan ini	Kumulatif	Bulan ini	Kumulatif
(1)	(2)	(3)	(4)	(5)	(6)
39091010	Urea resins, thiourea resins, in primary forms, moulding compounds	112 000	337 500	86 070	250 796
39091090	Urea resins, thiourea resins, in primary forms, other than moulding compounds	603 600	1 193 800	454 228	872 988
39092010	Melamine resins, in primary forms, moulding compounds	44 280	229 220	104 349	445 828
39092090	Melamine resins, in primary forms, other than moulding compounds	218 823	616 131	399 197	1 070 950
39093100	Poly(methylene phenyl isocyanate) (crude MDI, polymeric MDI), in primary forms	56 000	88 300	164 195	232 592
39093999	Amino-resins, in primary forms, other than HS 3909.10.10-3909.39.91	11 525	13 403	12 513	14 648
39094090	Phenolic resins, in primary forms, other than moulding compounds other than phenol formaldehyde	468 593	1 443 114	880 020	2 727 951
39095000	Polyurethanes, in primary forms	485 708	1 256 490	1 132 034	2 717 818
39100020	Silicones, in primary forms, in dispersion & in solutions	116 940	305 276	180 209	561 553
39100090	Silicones, in primary forms, other than in dispersion & in solutions	214 677	337 107	321 065	506 171
39111000	Petroleum resins, coumarone, indene or coumarone-indene resins and polyterpenes, in primary forms	2 236	7 352	49 437	61 575
39119000	Polysulphides, polysulphones & oth products spec. in Note 3 this Chapter, not elsewhere specified/included, in primary forms	122 477	279 326	202 452	420 701
39121100	Cellulose acetates, non-plasticised, in primary forms	6	7	52	53
39121200	Cellulose acetates, plasticised, in primary forms	5 943	7 916	48 126	63 379
39122011	Cellulose nitrates (including collodions), in primary forms, non-plasticised, water-based semi-finished nitrocellulose	26	33	21	27
39122019	Cellulose nitrates (including collodions), in primary forms, non-plasticised, oth water-based semi-finished nitrocellulose	1	1	5	5
39123100	Cellulose ethers, carboxymethylcellulose and its salts, in primary forms	14 550	32 550	68 220	182 472
39123900	Cellulose ethers, in primary forms, other than carboxymethylcellulose and its salts	6 080	11 198	83 758	116 435
39129020	Cellulose and its chemical derivatives, in primary forms, in the form of granules, other than HS 3912.11-3912.39	0	40	2	125
39129090	Cellulose & its chemical derivatives, in primary forms, other than in the form of granules, other than HS 3912.11-3912.39	2 541	10 812	10 725	61 131
39131000	Alginic acid, its salts & esters, in primary forms	11 453	23 015	113 280	239 184
39139030	Starch-based polymers, in primary forms	4	554	5	42 069
39139090	Natural polymers & modified natural polymers, in primary forms, other than HS 3913.10.00-3913.90.30	23 820	78 681	360 870	1 256 740
39151090	Waste, parings & scrap, of polymers of ethylene, of rigid cellular products	275 827	1 162 402	139 336	623 576
39159000	Waste, parings & scrap, of other plastics, other than polymers of ethylene or styrene or vinyl chloride	4 394 832	9 419 258	3 009 952	6 169 575
39161010	Monofilament of which any cross-sectional dimension exceeds 1 mm, of polymers of ethylene	10 024	12 530	45 045	55 785
39161020	Rods, sticks & profile shapes, of polymers of ethylene	61 422	139 938	248 715	575 994
39162010	Monofilament of which any cross-sectional dimension exceeds 1 mm, of polymers of vinyl chloride	46 909	137 479	167 059	457 786
39162020	Rods, sticks & profile shapes, of polymers of vinyl chloride	3 798	8 692	25 224	36 487
39169041	Monofilament of which any cross-sectional dimension exceeds 1 mm, of hardened proteins	25 065	47 497	260 109	470 227
39169042	Rods, sticks & profile shapes, of hardened proteins	2 119	19 449	29 368	99 459
39169050	Monofilament of which any cross-sectional dimension exceeds 1 mm, rods, sticks & profile shapes, of vulcanised fibre	9 197	29 712	13 978	104 026
39169070	Monofilament, rods, sticks & profile shapes, of other add polymerisation products, of regenerated cellulose, plasticised	630 293	1 804 907	1 355 216	3 842 151
39169080	Monofilament, rods, sticks & profile shapes, of condensation or rearrangement polymerisation products	440	971	6 242	10 159
39169091	Monofilament of which any cross-sectional dimension >1mm, of plastics, other than HS 3916.10.10-3916.90.80	5 647	10 186	12 017	20 460
39169092	rods, sticks & profile shapes, of plastics, other than HS 3916.10.20-3916.90.80	2	1 835	39	14 675

Tabel 3 : Ekspor Indonesia menurut Komoditi ( Kode HS 8 digit )

Maret 2021

Kode H S	Uraian golongan barang	Berat bersih (Kg)		Nilai F.O.B. ( U S \$ )	
		Bulan ini	Kumulatif	Bulan ini	Kumulatif
(1)	(2)	(3)	(4)	(5)	(6)
39171010	Artificial guts (sausage casings) of hardened protein	80	80	35	35
39171090	Artificial guts (sausage casings) of cellulosic materials	2 533	7 801	10 372	70 487
39172100	Tubes, pipes and hoses, rigid, of polymers of ethylene	2 812	23 486	7 503	180 166
39172200	Tubes, pipes and hoses, rigid, of polymers of propylene	583 652	1 489 611	2 008 103	6 058 838
39172300	Tubes, pipes and hoses, rigid, of polymers of vinyl chloride	12 427	22 614	37 900	73 840
39172911	Tubes, pipes and hoses, rigid, further worked than merely surface worked, of other addition polymerisation products	12 365	68 186	20 250	111 758
39172912	Tube, pipe&hose, rigid, further worked, of aminoresin; cell nitrate/acetate, plastic; vulc fibre; hardprotein; chem deriv nat rubber	-	760	-	12 240
39172919	Tubes, pipes and hoses, rigid, further worked than merely surface worked, other than 3917.29.11-3917.29.12	138 915	286 118	608 971	881 954
39172929	Tubes, pipes&hoses, rigid, other further worked than merely surface worked, other than HS 3917.29.21-3917.29.25	26 265	50 883	312 502	669 121
39173111	Flexible tube, pipe&hose, min burst pressure 27.6Mpa, further worked than merely surface worked, of add polymerisation prod.	-	1	-	7
39173119	Flexible tube, pipe&hose, min burst pressure 27.6Mpa, further worked than merely surface worked, other than HS 3917.31.11-3917.31.12	721	1 225	14 094	44 237
39173124	Flexible tubes, pipes&hoses, min burst pressure 27.6Mpa, other further worked than merely surface worked, of vulcanised fibre	-	37	-	1 260
39173129	Flexible tube, pipe&hose, min burst pressure 27.6Mpa, other further worked than merely surface worked, other than HS 3917.31.21-25	54	114	86	10 180
39173210	Sausage or ham casings, not reinforced or otherwise combined with other materials, without fittings	-	2	-	16
39173220	Thermoplastic hoses for gas stove, not reinforced or otherwise combined with other materials, without fittings	4	4	46	46
39173291	Tube, pipe&hose, other than 3917.31, not combine w/oth, w/o fitting, further worked of add polymer; phenolic/amino resin; deriv nat rubber	7 648	19 930	157 350	415 562
39173292	Tubes, pipes&hoses, other than no. 3917.31, not reinforced/combined w/ oth materials, w/o fittings, further worked, other than HS 3917.32.9	249	1 479	915	5 573
39173293	Tube, pipe&hose, other than 3917.31, not reinforced/combined w/ oth materials, w/o fittings, further worked, of add polymerisation	23	57	1 800	4 500
39173299	Tube, pipe&hose, other than 3917.31, not reinforced/combined w/oth, w/o fittings, other further worked, other than HS 3917.32.93-3917.32.95	39 324	141 921	145 873	501 942
39173310	Tubes, pipes&hoses, other than item no. 3917.31, not reinforced/combined w/ oth materials, w/ fittings, further worked	7 717	30 649	76 467	305 786
39173391	Tube, pipe&hose, other than 3917.31, not reinforced/combined w/oth, w/ fittings, other further worked, of add polymerisation products	3	3	7	7
39173399	Tube, pipe&hose, other than 3917.31, not reinforce/combine w/oth material, w/ fitting, other further worked, other than HS 3917.33.91-3917.33.96	7 741	20 514	80 425	227 689
39173913	Tube, pipe&hose, nec in 3917.30, further worked, of cellulose nitrate/acetates&oth chem deriv of cellulose, plasticised	88	6 383	344	16 941
39173919	Tubes, pipes&hoses thereof, n.e.c. in item no. 3917.30, further worked than merely surface worked, other than HS 3917.39.11-13	175	8 156	7 733	156 261
39173999	Tubes, pipes&hoses thereof, n.e.c. in item no. 3917.30, other further worked than merely surface worked, other than HS 3917.39.31-94	1 087	7 372	18 560	231 646
39174000	Fittings (e.g. joints, elbows, flanges), of plastics	218 345	719 815	1 216 106	3 532 652
39181011	Floor coverings; of polymers of vinyl chloride, whether or not self-adhesive, in the form of tiles	10	19	19	290
39181019	Floor coverings; of polymers of vinyl chloride, whether or not self-adhesive, in rolls	-	27 954	-	37 077
39181090	Wall or ceiling coverings; of polymers of vinyl chloride, whether or not self-adhesive, in rolls or in the form of tiles	143 742	420 798	135 044	420 559
39189013	Floor coverings; of plastics (excluding polymers of vinyl chloride), whether/not self-adhesive, in rolls, of polyethylene	62	214	23	1 601

Tabel 3 : Ekspor Indonesia menurut Komoditi ( Kode HS 8 digit )

Maret 2021

Kode H S	Uraian golongan barang	Berat bersih (Kg)		Nilai F.O.B. ( U S \$ )	
		Bulan ini	Kumulatif	Bulan ini	Kumulatif
(1)	(2)	(3)	(4)	(5)	(6)
39189019	Floor coverings of plastic(excl. polymers vinylchloride),won self-adhesive,in rolls/tiles,o.t HS 39189011-39189016	4 754	31 733	30 051	171 133
39189099	Wall/ceiling cover of plastic(excl.vinyl chloride polymer),won self-adhesive,in roll/tile,o.t HS 3918.90.91-3918.90.94	214 232	527 963	560 315	1 338 866
39191010	Plastics;plate,sheet,film,foil,tape,strip,oth flat shape,in roll cellulose&its chemical derivative,in primary forms	2 359	18 771	9 464	27 737
39191020	Plastics;plate,sheet,film,foil,tape,strip,oth flat shape,in roll cellulose&its chemical derivative,of polyethylene	128 112	374 092	65 970	125 876
39191091	Plastics;plate,sheet,film,foil,tape,strip,oth flat shape,in roll, of hardened protein/chemical derivative natural rubber	174	767	6 035	30 708
39191092	Plastic;plate,sheet,film,foil,tape,strip,in roll,add;condens/rearrange polymer;nitrate,acetate&oth cellulose chem deriv	-	63	-	5 760
39191099	Plastics;plates,sheets,film,foil,tape,strip,oth flat shape, self-adhesive, in rolls o.t HS 3919.10.10-3919.10.92	1 887 426	5 690 134	5 444 999	15 333 976
39199010	Plastics;plates,sheets,film,foil,tape,strip,oth flat shapes, elf-adhesive,o.t in rolls, of polymers of vinyl chloride	18 218	75 677	135 362	602 623
39199091	Plastic;plate,sheet,film,foil,tape,strip,oth flat shapes,elf-adhesive,o.t in roll,of chemical derivatives natural rubber	802	2 794	12 483	41 283
39199092	Plastic;plate,sheet,film,foil,tape,strip,selfadhesiv,o.t roll?20cm,add polymer;rearrange;cellulose nitrat/acetat,plastic	5 153	5 153	23 463	23 463
39199099	Plastics;plate,sheet,film,foil,tape,strip,oth flat shapes, self-adhesive, o.t in rolls, o.t of HS 3919.10.10-3919.90.92	81 694	394 336	841 913	4 554 691
39201011	Plastics; plates&sheets,of polymer ethylene, noncellular&not reinforced,laminat,support/combine other materials;rigid	2	3	2	6
39201019	Plastics; plates&sheets,of polymer ethylene, noncellular&not reinforced,laminat,support/combine oth materials; not rigid	3 009 904	8 534 253	5 262 068	14 744 907
39201090	Plastics; film, foil &strip, of polymer ethylene, non-cellular&not reinforced,laminat,support/combined oth material	1 366 768	3 287 463	2 340 331	5 900 446
39202010	Plastics; biaxially oriented polypropylene film,of polymers propylene, non-cellular & not reinforced	5 223 779	13 663 956	12 401 637	31 814 748
39202091	Plastics; plate & sheet; o.t biaxially oriented polypropylene film,of polymers propylene, non-cellular & not reinforced	799 255	3 087 945	1 664 253	6 270 849
39202099	Plastics; film,foil&strip; o.t biaxially oriented polypropylene film,of polymer propylene, non-cellular & not reinforced	1 002 562	3 011 894	1 874 578	5 482 950
39203020	Plastics; of polymers of styrene, acrylonitrile butadiene styrene (ABS) sheets used in the manufacture of refrigerators	186 240	555 868	506 056	1 557 522
39203091	Plastics; plate&sheet of polymer styrene,acrylonitrile butadiene styrene sheet used manufacture of refrigerators,rigid	3 554	11 686	9 982	33 760
39203099	Plastics; film,foil&strip of polymer styrene,acrylonitrile butadiene styrene sheet used manufactur refrigerator,no rigid	7 165	48 030	70 938	449 480
39204310	Plastics; plates & sheets; polymers of vinyl chloride, containing by weight not less than 6% of plasticisers	24 427	52 687	68 527	181 323
39204390	Plastics; film,foil & strip; polymers of vinyl chloride, containing by weight not less than 6% of plasticisers	146 561	303 355	397 935	943 359
39204900	Plastics; polymers of vinyl chloride, containing by weight more than 6% of plasticisers	141 121	370 520	423 460	1 146 630
39205111	Plastics; plates & sheets of acrylic polymers, polymethyl methacrylate, rigid	1 054 201	3 067 683	2 610 288	7 513 286
39205119	Plastics; plates & sheets of acrylic polymers, polymethyl methacrylate, no rigid	2 340 014	6 205 990	6 583 960	17 337 188
39205190	Plastics; film, foil and strip; of acrylic polymers, polymethyl methacrylate	26 000	26 000	10 920	10 920
39205911	Plastics; plates & sheets of acrylic polymers (excluding polymethyl methacrylate); rigid	-	13 428	-	70 470
39205990	Plastics; film, foil and strip of acrylic polymers (excluding polymethyl methacrylate)	355	1 646	3 220	14 177
39206110	Plastics; plates&sheets, of polycarbonates, non-cellular&not reinforced,laminat,support/combined with other materials	447 500	1 344 980	1 769 966	5 445 531



Tabel 3 : Ekspor Indonesia menurut Komoditi ( Kode HS 8 digit )

Maret 2021

Kode H S	Uraian golongan barang	Berat bersih (Kg)		Nilai F.O.B. ( U S \$ )	
		Bulan ini	Kumulatif	Bulan ini	Kumulatif
(1)	(2)	(3)	(4)	(5)	(6)
39206190	Plastics; film,foil and strip,of polycarbonates, non-cellular&not reinforced,laminate,support/combine with oth materials	221	850	4 694	24 295
39206210	Plastics;plate&sheet,of poly(ethylene terephthalate),non-cellular&not reinforce,laminate,support/combine oth material	1 933 212	4 306 997	4 209 776	10 275 166
39206290	Plastics;film,foil&strip,of poly(ethylene terephthalate),noncellular&not reinforce,laminate,support/combine oth material	3 584 838	10 698 306	8 473 980	24 228 171
39206910	Plastics;plates & sheets,of other polyesters,non-cellular & not reinforced,laminated,supported/combined oth material	154 324	312 194	293 405	574 164
39206990	Plastics; film,foil & strip,of other polyesters,non-cellular & not reinforced,laminated,supported/combined oth material	1 246 084	3 112 574	3 020 145	7 733 144
39207191	Plastics; printed sheets, of regenerated cellulose; other than cellophane film	-	107	-	1 616
39207199	Plastics; other than cellophane film & printed sheets, of regenerated cellulose	5	5	241	241
39207999	Plastics; film,foil&strip o.t nitrocellulose(gun cotton) & vulcanised fibre,laminated,supported/combined oth material	6	40	7	122
39209110	Plastics; film of a kind used in safety glass,thickness >0.38mm but<= 0.76mm, & of a width<=2 m; of poly(vinyl butyral)	3 404	30 357	8 737	27 270
39209191	Plastics;plate&sheet,film unused in safety glass,thickness >0.38mm but<= 0.76mm, & width<=2 m; of poly(vinyl butyral)	-	122	-	92
39209199	Plastics;foil&strip,film unused in safety glass,thickness >0.38mm but<= 0.76mm, & width<=2 m; of poly(vinyl butyral)	350	847	24 696	54 463
39209210	Plastics;plates,sheets,film,foil&strip,of polyamide-6,non-cellular&not reinforce,laminate,support/combine oth materials	1 311 759	3 820 685	3 984 039	11 286 947
39209291	Plastics;plates&sheets, other than of polyamide-6,non-cellular & not reinforced, laminated,support/combine oth materials	172	172	16 430	16 430
39209299	Plastics; film,foil&strip,other than of polyamide-6,non-cellular&not reinforced, laminated,support/combine oth materials	71	612	39	1 594
39209499	Plastics; film,foil & strip, other than phenol formaldehyde sheets,laminated,supported/combined with oth material	-	2	-	67
39209921	Plastics; plates & sheets, of plastics nec in head 3920, of addition polymerisation products	-	7 821	-	17 206
39209929	Plastics; film, foil & strip, of plastics nec in head 3920, of addition polymerisation products	-	0	-	0
39209939	Plastics; film, foil & strip, of plastics nec in head 3920, of condensation or rearrangement polymerisation products	775	2 461	21 570	72 766
39209990	Plastics; of plastics nec in head 3920, laminated, supported/combine oth material,o.t HS 3920.10.11-3920.99.39	3 609	15 730	13 655	80 675
39211120	Plastics; plates, sheets, film, foil and strip, of polymers of styrene, cellular, rigid	1	1	0	0
39211191	Plastics; plates & sheets, of polymers of styrene, cellular, not rigid	-	1 172	-	274
39211192	Plastics; film, of polymers of styrene, cellular, not rigid	1 000	1 000	1 950	1 950
39211199	Plastics; foil and strip, of polymers of styrene, cellular, not rigid	44 124	103 652	141 425	369 106
39211200	Plastics; plates, sheets, film, foil and strip, of polymers of vinyl chloride, cellular	55 487	86 574	210 033	373 474
39211310	Plastics; plates, sheets, film, foil and strip, of polyurethanes, cellular, rigid	33 323	95 113	290 370	741 572
39211391	Plastics; plates & sheets, of polyurethanes, cellular, not rigid	45	9 696	603	57 643
39211392	Plastics; film, of polyurethanes, cellular, not rigid	38 206	147 812	193 398	706 855
39211399	Plastics; foil and strip, of polyurethanes, cellular, not rigid	29 970	91 771	324 131	870 694
39211920	Plastics; plates, sheets, film, foil and strip, of plastics n.e.c. in heading no. 3921, cellular, rigid	890	1 457	24 230	42 367
39211991	Plastics; plates & sheets, of plastics n.e.c. in heading no. 3921, cellular, not rigid	9	1 996	11	25 197
39211992	Plastics; film, of plastics n.e.c. in heading no. 3921, cellular, not rigid	13 958	48 323	41 165	140 262

Tabel 3 : Ekspor Indonesia menurut Komoditi ( Kode HS 8 digit )

Maret 2021

Kode H S	Uraian golongan barang	Berat bersih (Kg)		Nilai F.O.B. ( U S \$ )	
		Bulan ini	Kumulatif	Bulan ini	Kumulatif
(1)	(2)	(3)	(4)	(5)	(6)
39211999	Plastics; foil and strip, of plastics n.e.c. in heading no. 3921, cellular, not rigid	1 025 164	2 904 864	3 249 458	9 235 328
39219010	Plastics; plates, sheets, film, foil and strip, other than cellular, of vulcanised fibre	87	215	30 803	33 113
39219020	Plastics; plates, sheets, film, foil and strip, other than cellular, of hardened proteins	74 154	271 820	204 438	746 325
39219030	Plastics; plates, sheets, film, foil and strip, other than cellular, of chemical derivatives of natural rubber	10	10	338	338
39219041	Plastics; plates & sheets, other than cellular, of condensation or rearrangement polymerisation products	7 547	33 466	28 196	114 660
39219042	Plastics; film, other than cellular, of condensation or rearrangement polymerisation products	1	1	3	3
39219049	Plastics; foil & strip, other than cellular, of condensation or rearrangement polymerisation products	-	79	-	189
39219090	Plastics; plates, sheets, film, foil and strip, other than cellular, of other than HS 3921.90.10-3921.90.60	2 265 424	5 812 955	6 482 540	17 215 469
39221019	Plastics; baths; other than bathtubs having rectangular or oblong interior shape	1 127	5 682	7 407	20 054
39221090	Baths, shower-baths, sinks & wash-basins, other than bathtubs having rectangular or oblong interior shape of plastics	12 697	32 192	24 653	133 529
39222000	Lavatory seats & covers	10 053	29 954	125 345	358 236
39229011	Lavatory pans, flushing cisterns & urinals; parts flushing cisterns	-	2	-	6
39229019	Lavatory pans, flushing cisterns & urinals; other than parts & flushing cisterns equipped with their mechanisms	22 866	23 517	1 206	2 498
39229090	Plastics; bidets, lavatory pans, flushing cisterns and similar sanitary ware n.e.c. in heading no. 3922	10 633	13 499	66 676	85 472
39231010	Plastics; cases for film, tape & optical discs, for the conveyance or packing of goods	285 836	793 643	1 478 575	4 077 048
39231090	Plastics; boxes, crates and similar articles, for the conveyance or packing of goods	515 957	1 238 649	2 979 713	7 754 478
39232111	Ethylene polymer; aseptic bag reinforced with aluminium foil, width >315 mm & length >410mm, incorporating a sealed gland	113 274	1 133 319	193 315	1 683 981
39232119	Ethylene polymer; aseptic bag reinforced with aluminium foil, width <=315 mm & length <=410mm, incorporating a sealed gland	2 494 326	6 359 679	3 975 698	9 957 268
39232191	Ethylene polymer; aseptic bag not reinforced with aluminium foil, width >315 mm & length >410mm, incorporating a sealed gland	15 811	67 429	103 373	354 716
39232199	Ethylene polymer; aseptic bag not reinforced with aluminium foil, width <=315 mm & length <=410mm, incorporating sealed gland	5 777 630	17 117 269	8 328 207	23 946 021
39232910	Ethylene polymer; aseptic bags reinforced/not with aluminium foil, width >315 mm & length >410 mm, incorporating a sealed gland	778	3 220	4 510	20 840
39232990	Ethylene polymer; aseptic bags reinforced/not with aluminium foil, width <=315 mm & length <=410 mm, incorporat a sealed gland	887 674	2 640 132	2 266 742	6 176 823
39233020	Plastic; carboy, bottle, flask & sim, multilayer fibreglas reinforce container, for compress/liquefied gas; for conveyance/pack	22	6 971	3	11 015
39233090	Plastic; carboy, bottle, flask & sim, o.t multilayer fibreglass containers, for compress/liquefied gas; for conveyance/packing	413 573	1 007 155	1 810 572	3 763 019
39234010	Spools, cops, bobbins and similar supports, suitable for use with the machines of heading 84.44, 84.45 or 84.48	12	14 731	184	44 884
39234090	Spools, cops, bobbins and similar supports, not for use with the machines of heading 84.44, 84.45 or 84.48	57 860	161 312	342 157	664 229
39235000	Spools, cops, bobbins & similar supports; stoppers, lids, caps & other closures, for the conveyance or packing of goods	152 724	438 941	1 469 613	4 214 462
39239010	Spools, cops, bobbins & similar supports; toothpaste tubes	22 593	68 770	152 749	449 693
39239090	Spools, cops, bobbins & similar supports; other than toothpaste tubes	1 778 096	5 374 992	3 623 914	12 196 882

Tabel 3 : Ekspor Indonesia menurut Komoditi ( Kode HS 8 digit )

Maret 2021

Kode H S	Uraian golongan barang	Berat bersih (Kg)		Nilai F.O.B. ( U S \$ )	
		Bulan ini	Kumulatif	Bulan ini	Kumulatif
(1)	(2)	(3)	(4)	(5)	(6)
39241010	Plastics; tableware and kitchenware, of melamine	53 693	119 002	121 927	310 974
39241090	Plastics; tableware and kitchenware, other than of melamine	582 467	1 441 819	4 065 369	10 335 731
39249010	Plastics;Plastics; household articles and hygienic or toilet articles, bed pans, urinals (portable type) /chamber-potss	8	9	23	59
39249030	Plastics; household articles and hygienic or toilet articles supplementary feeding system for babies	585	635	11 484	12 226
39249090	Plastics; household articles and hygienic or toilet articles n.e.c in heading no. 3924	292 995	862 062	1 569 130	4 417 124
39251000	Plastics; reservoirs, tanks, vats & similar containers, of a capacity exceeding 300 l	20 872	114 898	74 152	836 941
39252000	Plastics; doors, windows & their frames & thresholds for doors	51 370	78 326	66 625	109 019
39253000	Plastics; shutters, blinds (including Venetian blinds) & similar articles & parts thereof	106 954	215 623	932 310	2 045 605
39259000	Plastics; builders' ware, n.e.c. or included in heading no. 3925	154 468	428 160	621 411	1 760 467
39261000	Plastics; office or school supplies	420 803	1 298 832	1 571 756	4 864 355
39262060	Plastics; articles of apparel used for protection from chemical substances, radiation or fire	-	2	-	5
39262090	Plastics; articles of clothing accessories (including gloves, mittens & mitts)	213 393	659 605	2 465 256	8 041 534
39263000	Plastics; fittings for furniture, coachwork or the like	63 273	149 840	508 268	1 151 771
39264000	Plastics; statuettes and other ornamental articles	81 251	182 675	497 206	1 224 239
39269010	Plastics; floats for fishing nets	7 054	7 295	35 971	40 884
39269020	Plastics; fans and handscreens, frames and handles therefor, and parts thereof	18 736	55 205	80 925	232 393
39269032	Plastics; hygienic, medical and surgical articles, plastic moulds with denture imprints	70	72	2 450	2 452
39269039	Plastics; hygienic, medical and surgical articles, other than plastic moulds with denture imprints	90 348	232 342	1 141 122	3 697 445
39269041	Plastics; safety and protective devices, police shields	2	32	8	370
39269042	Plastics; safety and protective devices, protective masks for use in welding and similar work	42	80	6	204
39269049	Plastics; safety and protective devices, other than HS 3926.90.41 - 3926.90.44	13 084	151 727	222 434	779 504
39269053	Plastics; articles for industrial uses, transmission or conveyor belts or belting	2 978	7 940	98 898	280 749
39269055	Plastics; articles for industrial uses, plastic J-hooks or bunch blocks for detonators	29	209	1 638	2 601
39269059	Plastics; articles for industrial uses, other than HS 3926.90.53 - 3926.90.55	160 951	607 172	1 340 059	6 179 482
39269060	Plastics; poultry feeders	61 788	151 613	234 018	609 510
39269070	Plastics; padding for articles of apparel or clothing accessories	3 136	8 125	3 617	18 911
39269081	Plastics; shoe lasts	3 592	11 810	50 736	194 529
39269082	Plastics; prayer beads	72	250	1 723	6 320
39269089	Plastics; cards for jewellery or small objects of personal adornment	10 864	26 355	122 109	386 542
39269091	Plastics; of a kind used for grain storage	184	266	5 886	15 905
39269092	Plastics; empty capsules of a kind suitable for pharmaceutical use	9	41	2 852	3 111
39269099	Plastics; n.e.c. in heading no. 3923	1 076 180	3 081 202	7 885 018	22 647 200
40011011	Centrifuged concentrate natural rubber latex, exceeding 0.5 % by volume of ammonia content	144 000	525 500	370 330	1 096 890
40011019	Non-centrifuged concentrate natural rubber latex, exceeding 0.5 % by volume of ammonia content	3	45	42	643
40011029	Non-centrifuged concentrate natural rubber latex, not exceeding 0.5 % by volume of ammonia content	-	4	-	3
40012110	Natural rubber in smoked sheets, RSS Grade 1	5 456 600	14 427 444	12 496 587	32 744 875
40012190	Smoked sheets, other than RSS Grade 1 to 5	8	10	2	3
40012210	Technically specified natural rubber (TSNR) 10	13 736 520	37 690 380	22 735 240	60 674 031
40012220	Technically specified natural rubber (TSNR) 20	199 983 220	573 936 761	329 982 747	922 817 540
40012230	Technically specified natural rubber (TSNR) L	20 160	241 920	41 530	504 605
40012240	Technically specified natural rubber (TSNR) CV	1 370 880	2 237 760	2 646 408	4 587 917

Tabel 3 : Ekspor Indonesia menurut Komoditi ( Kode HS 8 digit )

Maret 2021

Kode H S	Uraian golongan barang	Berat bersih (Kg)		Nilai F.O.B. ( U S \$ )	
		Bulan ini	Kumulatif	Bulan ini	Kumulatif
(1)	(2)	(3)	(4)	(5)	(6)
40012999	Natural rubber (other than latex, smoked sheets, RSS and TSNR), n.e.c in 4001, other than in primary forms	956	2 720	33 149	96 077
40013020	Jelutong in primary forms	18 000	18 000	156 600	156 600
40013090	Balata, guttapercha, guayule, chicle & similar natural gums not in primary forms	62 759	107 679	161 345	265 003
40021100	Styrene-butadiene rubber (SBR), carboxilated styrene-butadiene rubber (XSBR), in latex form	3 805 490	11 059 084	3 199 803	8 720 305
40021910	SBR, XSBR other than latex, in primary forms or in vulcanised, uncompound plates, sheets, or strips	5 173	12 003	88 379	164 011
40021990	SBR, XSBR, other than latex, other than in primary forms or in vulcanised, uncompound plates, sheets, or strips	8 154 134	23 257 133	12 183 454	30 501 079
40022090	Synthetic rubber, Butadiene rubber (BR) other than in primary forms	1 229 490	2 375 808	1 565 526	3 032 824
40023190	Isobutene-isoprene (butyl) rubber (IIR), other than unvulcanised, uncompound plates, sheets or strip	9	9	4	4
40023990	Halo-isobutane-isoprene rubber (CIIR or BIIR) other than unvulcanised, uncompound plate, sheets or strip	-	1 227	-	3 804
40024100	Chloroprene (chlorobutadiene) rubber(CR) , in latex form	-	6 450	-	28 692
40025910	Acrylonitrile-butadiene rubber (NBR) other than latex, in primary forms	2 100	2 100	5 558	5 558
40027010	Ethylene-propylene-non-conjugated diene rubber (EPDM), in primary forms	3 732	4 242	27 241	28 694
40027090	Ethylene-propylene-non-conjugated diene rubber (EPDM), other than in primary forms	-	37	-	38
40028010	Mixture of natural rubber latex with syntetic rubber latex	-	604 800	-	921 453
40028090	Mixtures of product of 40.01 with product of 40.02 other than mixture of natural rubber latex with syntetic rubber latex	3 326 420	10 382 421	5 359 661	16 051 636
40029100	Synthetic rubber, latex, n.e.c in heading 40.02	23 000	23 000	46 425	46 425
40029920	Synthetic rubber, other than latex, n.e.c in 40.02, in primary forms/in unvulcanised, uncompound plates, sheets/strip	20	25	4	5
40029990	Synthetic rubber, oth than latex, n.e.c in 40.02, oth than primary forms/unvulcanised/uncompound plates, sheets/strip	5	20	102	206
40030000	Reclaimed rubber in primary forms or in plates, sheets or strip.	863 495	2 140 483	595 640	1 591 712
40040000	Waste, parings & scrap of rubber (other than hard rubber) & powders & granules obtained therefo	452 362	1 095 132	102 241	242 174
40051010	Compounded of natural gums with carbon black or silica, unvulcanised, in primary forms or in plates, sheets or strip	1 495 648	4 156 901	4 255 225	11 880 647
40051090	Compounded rubber, oth than natural gums with carbon black/silica, unvulcanised, in primary forms/in plates,sheets/strip	1 398 461	3 175 933	2 828 088	6 246 562
40052000	Compounded rubber, unvulcanised, solutions, dispersions other than those of subheading 4005.10	-	2	-	1
40059110	Compounded rubber of natural gums, other than 4005.10 and 4005.20, unvulcanised, in plates, sheets amd strip	242	242	1 702	1 702
40059190	Compounded rubber other than of natural gums, other than 4005.10 and 4005.20, unvulcanised, in plates, sheets amd strip	1 524	7 478	17 471	67 742
40059910	Compounded rubber, latex, other than 4005.10 and 4005.20, unvulcanised, other than in primary forms	72	142	65	158
40059920	Natural rubber compounded with substances other than carbon or silica, unvulcanised, in primary forms	-	1	-	21
40059990	Compounded rubber,nec in sub heading 4005.10 & nec in sub heading 4005.20, in primary forms, nec in sub heading 4005.99	170 719	387 727	350 772	816 526
40061000	Unvulcanized rubber, ôCamel-backö strips for retreading rubber tyres	1 195	1 344	2 867	3 214
40069019	Form of unvulcanised rubber, of natural gums, other than articles or ôCamel-backö strips for retreading rubber tyres	61	266	899	3 803
40069090	Form and article of unvulcanised rubber, other than natural gums or ôCamel-backö strips for retreading rubber tyres	534	959	12 602	14 467
40070000	Vulcanised rubber thread and cord.	157 954	391 315	597 286	1 474 051

Tabel 3 : Ekspor Indonesia menurut Komoditi ( Kode HS 8 digit )

Maret 2021

Kode H S	Uraian golongan barang	Berat bersih (Kg)		Nilai F.O.B. ( U S \$ )	
		Bulan ini	Kumulatif	Bulan ini	Kumulatif
(1)	(2)	(3)	(4)	(5)	(6)
40081110	Plates, sheets & strip of vulcanised cellular rubber, exceeding 5 mm in thickness, lined with textile fabric on one side	180	288	392	804
40081120	Plates, sheets and strip of vulcanised cellular rubber, not exceeding 5 mm in thickness, floor tiles and wall tiles	-	100	-	125
40081190	Plates, sheets and strip of vulcanised cellular rubber, other than 4008.11.10 and 4008.11.20	263	1 303	1 771	4 599
40081900	Vulcanised cellular rubber (other than hard rubber), other than plates, sheets and strip	43 232	88 506	126 047	276 285
40082110	Plates, sheets and strip of vulcanised non-cellular rubber, > 5 mm in thickness, lined with textile fabric on one side	71 827	191 782	151 121	370 720
40082130	Plates, sheets and strip of vulcanised non-cellular rubber, water stop	-	311	-	571
40082190	Plates, sheets and strip of vulcanised non-cellular rubber, other than 4008.21.10 - 4008.21.90	150 762	355 032	262 935	599 341
40082900	Vulcanised non-cellular rubber (other than hard rubber), other than plates, sheets and strip	83	41 893	6 174	60 577
40091100	Tubes, pipes & hoses, vulcanised rubber o.t hard rubber, not reinforced/otherwise combined with oth materials without fittings	26 706	78 229	239 032	719 785
40091290	Tubes, pipes & hoses, vulcanised rubber o.t hard rubber, not reinforced/combined w/ oth material with fittings, o.t 4009.12.10	2 900	10 207	36 376	243 609
40092190	Tubes, pipes & hoses of vulcanised rubber o.t hard rubber, reinforced/combined with metal, without fittings, o.t 4009.21.10	118 252	246 964	284 920	614 084
40092290	Tubes, pipes & hoses of vulcanised rubber o.t hard rubber, reinforced or combined with metal, with fittings, o.t 4009.22.10	19 055	57 516	186 471	541 987
40093110	Mining slurry suction & discharge hoses, vulcanised rubber o.t hard rubber, reinforced/combined w/textile, without fittings	-	210	-	4 727
40093120	Rubber hose of a kind used for gas stove, vulcanised rubber o.t hard rubber, reinforced/combined w/textile, without fittings	-	2 850	-	19 991
40093191	Fuel/heater/water hoses, reinforces/combined w/textile, used on motor vehicles of 87.02, 87.03, 87.04/87.11, without fittings	58 676	156 976	885 193	2 313 848
40093199	Tubes, pipes & hoses of vulcanised rubber o.t hard rubber, reinforced/combined w/textile, without fittings, n.e.c in 4009.31	7 517	33 234	35 870	117 312
40093290	Tubes, pipes & hoses of vulcanised rubber o.t hard rubber, reinforced/combined with textile, with fittings, n.e.c in 4009.32	662	1 369	31 707	62 102
40094110	Rubber hose used for gas stove, vulcanised rubber o.t hard rubber, reinforced/combined with oth materials, without fittings	421	1 025	20 306	48 684
40094190	Tubes/pipes & hoses, vulcanised rubber o.t hard rubber, reinforced/combined w/oth materials, without fittings o.t 4009.41.10	52 769	79 272	328 728	607 726
40094220	Rubber hose used for gas stove, vulcanised rubber o.t hard rubber, reinforced/combined with other materials, with fittings	434	434	19 373	19 373
40094290	Tubes/pipes & hoses, vulcanised rubber o.t hard rubber, reinforced/combined with other materials, with fittings n.e.c 4009.42	110 658	252 505	550 124	1 552 880
40101200	Conveyor belts or belting, of vulcanised rubber, reinforced only with textile materials	1 301	9 702	6 276	62 568
40101900	Conveyor belts or belting, of vulcanised rubber, other than reinforced only with metal or textile material	403	3 146	10 846	42 149
40103100	Endless transmission belts trapezoidal cross-section (V-belts), V-ribbed, vulc rubber, outside circum > 60 cm but not < 180 cm	415 945	1 103 163	3 611 619	10 122 748
40103200	Endless transm belts trapezoidal cross-section (Vbelts), oth thn V-ribbed, outside circum excee 60 cm but not excee 180 cm	23 731	70 737	343 147	903 589
40103300	Endless transmission belts trapezoidal cross-section (Vbelts), V-ribbed, outside circum excee 180 cm but not excee 240 cm	10	40	619	942

Tabel 3 : Ekspor Indonesia menurut Komoditi ( Kode HS 8 digit )

Maret 2021

Kode H S	Uraian golongan barang	Berat bersih (Kg)		Nilai F.O.B. ( U S \$ )	
		Bulan ini	Kumulatif	Bulan ini	Kumulatif
(1)	(2)	(3)	(4)	(5)	(6)
40103400	Endless transm belts trapezoidal cross-section (Vbelts),oth thn Vribbed,outside circum excee 180 cm but not excee 240 cm	7 108	18 081	47 295	135 004
40103500	Endless synchronous belts, of an outside circumference exceeding 60 cm but not exceeding 150 cm, of vulcanised rubber	807	1 928	14 151	48 825
40103900	Transmission belts or belting, of vulcanised rubber, other than 4010.31.00-4010.36.00	214 939	591 994	1 662 046	5 074 676
40111000	New pneumatic tyres, of rubber, of a kind used on motor cars (including station wagons and racing cars)	56 518 460	127 375 612	131 081 006	351 790 196
40112010	New pneumatic tyres, of rubber, of a kind used on buses or lorries, of a width not exceeding 450 mm.	3 649 595	8 901 415	10 480 358	25 705 290
40112090	New pneumatic tyres, of rubber, of a kind used on buses or lorries, of a width not less than 450 mm.	32 901	77 888	99 805	257 650
40113000	New pneumatic tyres, of rubber, of a kind used on aircraft.	231	231	21 786	21 786
40114000	New pneumatic tyres, of rubber, of a kind used on motorcycles.	3 368 617	8 126 979	12 228 827	28 828 589
40115000	New pneumatic tyres, of rubber, of a kind used on bicycles.	1 401 114	4 023 249	10 057 941	27 568 076
40117000	New pneumatic tyres, of rubber, of a kind used on agricultural or forestry vehicles and machines.	369 323	1 384 476	1 128 780	4 120 519
40118011	New pneumatic tyres used on tractors machinery of head 8429-8430,forklifts,wheelbarrows/oth industrial vehicles&machines	1 033 059	2 801 888	2 959 749	8 164 582
40118029	New pneumatic tyres, oth kind use on tractor,machinery of head 8429-8430, forklift/oth industri vehicle&machine,rim >61cm	5 015	5 215	6 393	6 664
40119010	New pneumatic tyres, of rubber, of a kind used on vehicles of Chapter 87.	-	5 367	-	27 526
40119020	New pneumatic tyres, of rubber, of a kind used onon machinery of heading 84.29 or 84.30.	35 770	99 360	115 162	328 904
40119090	New pneumatic tyres, of rubber, n.e.c. in heading 4011 of a width not exceeding 450 mm	99 792	365 454	267 986	889 409
40121290	Retreaded tyres of rubber, of a kind used on buses or lorries, of a width exceeding 450 mm	125	1 421	125	2 654
40121300	Retreaded tyres of rubber, of a kind used on aircraft	50 668	135 473	20 083	69 723
40121940	Retreaded tyres of rubber, of a kind used on vehicles of Chapter 87	8 171	8 171	18 074	18 074
40121990	Retreaded tyres of rubber, n.e.c. sub heading 4012.12-sub heading 4012.19	4 353	42 851	13 780	115 530
40122029	Used pneumatic tyres of rubber, of a kind used on buses or lorries, of a width exceeding 450 mm	1 652	1 781	6 532	6 859
40122050	Used pneumatic tyres of rubber, of a kind used on bicycles	1 353	1 353	1 833	1 833
40122099	Used pneumatic tyres of rubber, n.e.c sub heading 4012.20	-	1 300	-	5 902
40129014	Solid tyres exceeding 250 mm in external diameter, of a width not exceeding 450 mm	16 221	33 049	28 817	59 107
40129015	Solid tyres exceeding 250 mm in external diameter, of a width exceeding 450 mm, for use on vehicles of heading 87.09	1 280	1 280	5 298	5 298
40129019	Rubber, tyres, other solid tyres not exceeding 250 mm in external diameter, of a width not exceeding 450 mm	281 107	421 923	1 230 826	1 862 237
40129080	Tyre flaps of rubber	13 826	44 053	34 198	104 468
40129090	Retreaded/used pneumatic tyres of rubber, solid/cushion tyres, tyre treads & flaps, n.e.c in heading 4012	120 535	237 655	138 614	288 308
40131011	Inner tubes of rubber,of a kind used on motor cars,suitable for fitting to tyres of a width < 450 mm	46 040	86 920	157 240	294 354
40131019	Inner tubes of rubber,of a kind used on motor cars,suitable for fitting to tyres of a width > 450 mm	101	101	41	41
40131021	Inner tubes of rubber, of a kind used on buses or lorries, suitable for fitting to tyres of a width not exceeding 450 mm	10 764	45 308	27 112	131 450
40131029	Inner tubes of rubber, of a kind used on buses or lorries, suitable for fitting to tyres of a width exceeding 450 mm	10	10	10	10
40132000	Inner tubes of rubber, of a kind used on bicycles	274 100	633 552	1 271 200	2 852 934
40139011	Inner tubes of rubber,kind used on machinery of head 8429 or 8430, suitable for fitting to tyres of a width <=450 mm	384	496	1 870	2 298
40139020	Inner tubes of rubber, of a kind used on motorcycles	144 815	520 686	445 361	1 733 507

Tabel 3 : Ekspor Indonesia menurut Komoditi ( Kode HS 8 digit )

Maret 2021

Kode H S	Uraian golongan barang	Berat bersih (Kg)		Nilai F.O.B. ( U S \$ )	
		Bulan ini	Kumulatif	Bulan ini	Kumulatif
(1)	(2)	(3)	(4)	(5)	(6)
40139031	Inner tubes of rubber, of a kind used on oth vehicles of Chapter 87, suitable for fitting to tyres of a width < 450 mm	2 510	19 239	1 576	22 131
40139091	Inner tubes of rubber, suitable for fitting to tyres of a width not exceeding 450 mm, n.e.c sub heading 4013.90	34 272	81 827	140 741	324 402
40141000	Sheath contraceptives	77	2 747	4 861	61 815
40149010	Teats for feeding bottles and similar articles	473	11 598	6 260	254 347
40149090	Hygienic/pharmaceutical articles of vulcanised exclude hard rubber, w/ or wo/ fittings hard rubber, n.e.c in heading 4014	8 576	24 629	83 847	228 711
40151100	Gloves, mittens and mitts for surgical, of vulcanised rubber other than hard rubber	480 009	1 001 089	8 208 086	17 787 962
40151900	Gloves, mittens and mitts for not surgical, of vulcanised rubber other than hard rubber	5 108 253	15 933 515	67 534 969	204 160 678
40159010	Lead aprons, of vulcanised rubber other than hard rubber	1 575	1 580	7 420	7 441
40159020	Divers' suits (wet suits), of vulcanised rubber other than hard rubber	18	2 869	1 255	53 518
40159090	Articles apparel & clothing accessories of vulcanised rubber other than hard rubber, n.e.c in heading 4015	1 147	24 860	19 949	98 919
40161010	Padding for articles of apparel or clothing accessories, of cellular rubber	-	14	-	189
40161020	Floor tiles and wall tiles of cellular rubber	-	95 518	-	23 629
40161090	Other articles of cellular rubber, other than padding apparel and floor/wall tiles	15 052	41 423	283 914	834 342
40169110	Mats of vulcanised rubber other than hard rubber, non-cellular rubber	633 713	1 688 482	897 743	2 566 307
40169120	Tiles of vulcanised rubber other than hard rubber, non-cellular rubber	-	3 480	-	29 342
40169190	Floor coverings other than mats and tiles of vulcanised rubber other than hard rubber, non-cellular rubber	2 578	5 154	84 593	109 233
40169210	Eraser tips of vulcanised rubber other than hard rubber and non-cellular rubber	-	22	-	110
40169290	Erasers other than eraser tips of vulcanised rubber other than hard rubber and non-cellular rubber	9	124	110	812
40169310	Gaskets, washers and other seals of a kind used to insulate the terminal leads of electrolytic capacitors	46 515	169 602	1 063 267	3 617 151
40169320	Gaskets and o-rings, of a kind used on motor vehicles of heading 87.02, 87.03, 87.04 or 87.11	9 939	41 832	388 112	1 523 610
40169390	Gaskets, washers and other seals of vulcanised rubber other than hard rubber, n.e.c sub heading 4016.93	153 988	354 624	4 056 899	10 314 711
40169400	Boat or dock fenders of vulcanised rubber, whether or not inflatable, other than hard rubber, non-cellular rubber	37 069	107 275	347 443	742 784
40169500	Inflatable articles, other than boat or dock fenders of vulcanised rubber, other than hard rubber, non-cellular rubber	5 299	8 537	15 428	44 292
40169911	Parts&access kind used for vehicles of Chapter 87 for vehicles of head 8702,8703, 8704 or 8705, oth thn weatherstripping	352 909	976 958	4 839 012	13 388 953
40169912	Parts and accessories of vulcanised rubber other than hard rubber, of a kind used for vehicles of heading 87.11	12 143	35 660	178 988	490 749
40169913	Weatherstripping of vulcanised rubber oth thn hard rubber, of a kind used on motor vehicles of heading 8702,8703 or 8704	172 870	461 831	1 826 818	4 799 528
40169915	Parts&accessories of vulcanised rubber oth thn hard rubber, of a kind used for vehicles of head 8709, 8713, 8715 or 87.16	-	32	-	1 629
40169916	Bicycle mudguards of vulcanised rubber other than hard rubber and non-cellular rubber	310	391	18 018	18 246
40169917	Bicycle parts of vulcanised rubber other than hard rubber and cellular rubber	104	121	757	1 816
40169918	Bicycle accessories of vulcanised rubber other than hard rubber, non-cellular rubber, other than mudguards & parts	822	1 363	1 359	2 974
40169919	Parts&accessories of a kind used for vehicles of Chapter 87 of vulcanised rubber exc hard rubber oth thn 4016.99.11-20	6 588	10 073	29 669	66 014
40169930	Rubber bands, of vulcanised rubber other than hard rubber, non-cellular rubber	-	23	-	386
40169940	Wall tiles of vulcanised rubber other than hard rubber, non-cellular rubber	-	3	-	63

Tabel 3 : Ekspor Indonesia menurut Komoditi ( Kode HS 8 digit )

Maret 2021

Kode H S	Uraian golongan barang	Berat bersih (Kg)		Nilai F.O.B. ( U S \$ )	
		Bulan ini	Kumulatif	Bulan ini	Kumulatif
(1)	(2)	(3)	(4)	(5)	(6)
40169951	Rubber rollers of vulcanised rubber other than hard rubber, non-cellular rubber	27 732	73 667	1 217 655	3 212 912
40169954	Rubber grommets&rubber covers for automotive wiring harnesses of vulcanised rubber oth hard rubber, non-cellular rubber	14 894	42 456	228 442	643 246
40169959	Articles used in machinery/mechanical/electric appliances/oth technical uses,noncellular rubber,nec HS 40169951-40169954	28 086	97 274	604 417	2 113 441
40169960	Rail pads of vulcanised rubber other than hard rubber, non-cellular rubber	1 462	2 745	89 813	197 998
40169970	Structural bearings including bridge bearings of vulcanised rubber other than hard rubber, non-cellular rubber	1 880	4 076	65 799	104 446
40169991	Table coverings of vulcanised rubber other than hard rubber, non-cellular rubber	4 509	6 368	68 483	113 663
40169999	Articles of vulcanised rubber other than hard rubber, non-cellular rubber, n.e.c in 4016	71 171	192 784	456 864	1 443 758
40170010	Floor tiles and wall tiles of hard rubber (for example ebonite)	403	805	9 658	22 702
40170020	Articles of hard rubber other than floor tiles and wall tiles	19	3 128	49	2 070
40170090	Articles of hard rubber n.e.c in heading 4017	174	8 579	976	15 720
41022900	Raw skins of sheep or lambs without wool on, other than pickled	1	1	1	1
41039000	Raw hides and skins other than bovine, sheeps and lambs, reptil, and swine	-	8	-	4
41044900	Tanned/crust hides & skins in the dry state,other than full grains,upsplit & grains split of bovine vegetable tanned	378	378	8 846	8 846
41053000	Tanned/crust skins of sheep/lambs,in the dry state (crust), wo/wool on,won split,but not further prepared	-	334	-	8 211
41063200	Tanned/crust hidesskins of swine, in the dry state (crust),wo/wool/hair on,whether/not split,but not further prepared	49	589	0	19 026
41064000	Tanned or crust hides and skins of reptiles, without wool or hair on, whether or not split, but not further prepared.	2 535	14 901	379 883	2 340 638
41071100	Leather further prepared after tanning/crusting of bovine/equine animal,whole hides and skins,full grains,unsplit	4	6	739	902
41071200	Leather further prepared after tanning/crusting of bovine/equine animal,whole hides and skins, grains split	118 262	314 885	2 298 870	5 670 942
41071900	Leather further prep after tanning/crusting of bovine/equine animal,whole hide&skin,o.th full grain,unsplit,grains split	49 221	123 812	1 143 918	2 690 887
41079100	Leather,other than whole hides and skins further prepared after tanning/crusting whole hides & skins,full grains,unsplit	405	405	5 483	5 483
41079200	Leather,other than whole hides and skins further prepared after tanning/crusting whole hides & skins, grain splits	2 197	5 045	46 639	107 017
41079900	Leather,oth thn whole hides&skins further prepared after tanning/crusting whole hides & skins,exc full/no grains,unsplit	213 034	751 820	433 618	1 386 118
41120000	Leather further prepared after tanning/ crust,of sheep/lamb wo/wool on,split/not,other than leather of heading 41.14	13 143	37 949	1 092 759	3 242 903
41131000	Leather further prepared after tanning or crusting includ parchment-dressed leather, w/o wool/hair,of goats or kids	9 171	26 563	335 856	931 506
41133000	Leather further prepared after tanning or crusting includ parchment-dressed leather, w/o wool/hair,of reptiles	272	1 527	52 096	497 734
41139000	Leather further prepared after tanning/crusting includ parchment-dressed leather oth thn goats/kids, swine,& reptiles	14 603	16 137	255 231	365 109
41142000	Patent leather and patent laminated leather, metallised leather	0	165	0	4 365
41151000	Composition leather with a basis of leather or leather fibre, in slabs, sheets or strip, whether or not in rolls	3 407	32 841	317 701	1 094 535
41152000	Parings & oth waste of leather/composition leather,not for manufacture leather articles,leather dust,powder & flour	180	2 188	5 060	73 415
42010000	Saddlery & harness for any animal (traces,leads,knee pads,muzzles,saddle cloths,saddle bags,dog coats),of any material.	13 943	47 770	492 916	1 172 018



Tabel 3 : Ekspor Indonesia menurut Komoditi ( Kode HS 8 digit )

Maret 2021

Kode H S	Uraian golongan barang	Berat bersih (Kg)		Nilai F.O.B. ( U S \$ )	
		Bulan ini	Kumulatif	Bulan ini	Kumulatif
(1)	(2)	(3)	(4)	(5)	(6)
42021110	Cases & containers,suit-case/brief-case with outer surface of leather/composition leather,max dimensions 56cmx45cmx25 cm	224	5 362	146	8 570
42021190	Cases & containers,suit-case/brief-case with outer surface of leather/composition leather,dimension more 56cmx45cmx25 cm	41 180	172 700	1 118 071	3 104 968
42021211	School satchels with outer surface of vulcanised fibre	12	19	746	1 317
42021219	School satchels with outer surface other than vulcanised fibre	33 978	112 436	531 274	1 521 272
42021291	Cases & containers,suit-case/brief-case with outer surface vulcanised fibre other than school satchels	-	228	-	1 680
42021299	Cases & containers,suit-case/brief-case with other than outer surface vulcanised fibre, other than school satchels	146 024	298 865	1 153 110	2 417 910
42021920	Trunks,suit-cases, vanity-cases executive-cases,brief-cases,school satchels & similar container,paperboard outer surface	1 445	13 702	1 173	27 054
42021990	Trunks,suit-cases, vanity-cases,executive-cases,brief-cases,school satchel&similar container, outer srface oth paperboard	10 685	24 494	58 207	136 876
42022100	Handbags,whether/ not with shoulder strap,incl those without handle,outer surface of leather/ composition leather	250 223	580 609	8 595 014	19 302 478
42022200	Handbags,won w/shoulder strap,incl those wo handle w/outer surface of sheeting of plastics/of textile materials	1 168 664	2 739 149	19 179 009	43 735 412
42022900	Handbags, whether or not with shoulder strap, including those without handle, oth thn sub heading 4202.21 - 4202.22	37 976	72 402	427 607	855 412
42023100	Articles of a kind normally carried in the pocket or in the handbag,with outer surface of leather or composition leather	10 861	20 483	683 986	1 359 020
42023200	Articles of a kind normally carried in pocket/in the handbag,w/outer surface of sheeting plastics or textile materials	25 341	52 608	688 487	1 582 089
42023900	Articles of a kind normally carried in pocket/in the handbag, oth thn sub heading 4202.31 - 4202.32	574	1 683	13 720	48 735
42029111	Cases and containers, bowling bags with outer surface of leather or of composition leather	9	99	25 707	25 936
42029119	Cases and containers, sports bag other than bowling bags, with outer surface of leather or of composition leather	158	5 685	2 353	60 761
42029190	Cases and containers, other sports bag, with outer surface of leather or of composition leather	27 640	108 640	924 364	3 360 891
42029210	Cases and containers, toiletry bags, of sheeting of plastics	3 246	9 086	255 343	717 168
42029220	Cases and containers, bowling bags sheeting of plastics or of textile materials	83 096	180 122	1 025 056	2 299 436
42029290	Cases and containers, other than toiletry bags and bowling bags, of sheeting of plastics	2 299 547	5 434 071	38 482 787	91 052 255
42029910	Cases and containers, other article, with outer surface of vulcanised fibre or paperboard	12	92	553	981
42029920	Cases and containers, other article, of copper	392	1 048	3 912	12 573
42029990	Cases & containers; nec in head 4202,of vulcanised fibre/of paperboard/wholly/mainly covered with such materials/w paper	27 871	61 480	341 764	849 295
42031000	Apparel, articles of apparel, of leather or of composition leather	59 714	167 251	2 315 538	7 288 620
42032100	Clothing accessories, gloves, mittens and mitts, specially designed for use in sports, of leather or composition leather	130 659	378 204	9 385 224	26 602 326
42032910	Clothing accessories, protective work gloves, of leather or composition leather	555	13 136	12 741	354 647
42032990	Clothing accessories, other than protective work gloves, of leather or composition leather	5 496	19 881	327 158	1 002 747
42033000	Clothing accessories, belts and bandoliers, of leather or of composition leather	1 928	3 286	72 964	182 307
42034000	Clothing accessories; of leather or of composition leather, n.e.c. in heading no. 4203	1 020	4 813	25 069	119 479
42050010	Boot laces, mats, of leather or of composition leather	1 088	1 671	9 595	18 058
42050020	Industrial safety belts and harnesses of composition leather	-	96	-	1 518

Tabel 3 : Ekspor Indonesia menurut Komoditi ( Kode HS 8 digit )

Maret 2021

Kode H S	Uraian golongan barang	Berat bersih (Kg)		Nilai F.O.B. ( U S \$ )	
		Bulan ini	Kumulatif	Bulan ini	Kumulatif
(1)	(2)	(3)	(4)	(5)	(6)
42050030	Leather strings or chords of a kind used for jewellery or articles of personal adornment of composition leather	888	2 241	9 926	23 751
42050040	Articles of leather/composition leather used in machine/mechanic appliance/oth technic uses,o.t HS 4205.00.10-4205.00.30	-	0	-	992
42050090	Articles of leather or of composition leather n.e.c in heading 4205	11 802	37 913	273 137	881 255
43021900	Furskins, tanned/dressed,whole, w/or wo/head,tail/paws,not assembled, oth thn of mink, other than those of heading 43.03	2 426	3 068	29 078	30 847
43039090	Furskin articles; apparel and clothing accessories, n.e.c in heading 4303	22	128	21 927	22 289
43040091	Artificial fur articles; sports bags	16	139	168	1 552
44011100	Fuel wood, in logs, in billets, in twigs, in faggots or in similar forms, from coniferous	27 000	27 000	2 700	2 700
44011200	Fuel wood, in logs, in billets, in twigs, in faggots or in similar forms, from Non - coniferous	13 575	54 290	1 517	6 012
44012200	Wood in chips or particles, from non-coniferous	48 943 095	201 827 550	3 554 518	14 477 418
44013100	Sawdust and wood waste and scrap, agglomerated in logs, briquettes, pellets or similar forms, wood pellets	40 601 557	95 869 953	3 860 502	10 031 220
44013900	Sawdust and wood waste and scrap, agglomerated in logs, briquettes, pellets or similar forms, other than wood pellets	190 063	457 022	119 796	271 199
44014000	Sawdust and wood waste and scrap, not agglomerated	513 334	926 399	73 731	169 740
44021000	Wood charcoal (including shell or nut charcoal) of bamboo, whether or not agglomerated.	3 420 776	10 632 506	808 894	2 994 705
44029010	Wood charcoal (including shell or nut charcoal) of coconut shell, whether or not agglomerated.	12 289 687	44 231 552	10 926 618	41 143 433
44029090	Wood charcoal (including shell or nut charcoal) other than bamboo or coconut shell, whether or not agglomerated.	28 346 038	71 751 409	14 047 023	32 657 031
44034910	Tropical wood, other than dark Red Meranti, light Red Meranti and Meranti Bakau, baulks, swalogs and veneer logs	3 198	5 483	42 424	73 162
44034990	Tropical wood, other than dark Red Meranti, light Red Meranti & Meranti Bakau, other baulks, swalogs and veneer logs	12	12	36	36
44042010	Hoopwood, split poles,piles, picket & the like of non- coniferous, chipwood	82 779	228 259	37 912	92 070
44050020	Wood flour	116 760	224 698	62 412	119 824
44071100	Wood,coniferous,of pine (Pinus spp),sawn/chipped lengthwise,sliced/peeled,won planed,sanded/end-jointed,of thickness>6mm	120 014	342 928	109 440	331 529
44071200	Wood,coniferous,of fir (Pinus spp)&spruce,sawn/chipped lengthwise,sliced/peeled,won planed,sanded/end-jointed, thick>6mm	972	2 823	4 633	12 275
44071900	Wood,coniferous, n.e.c sub head 4407.11-4407.12,sawn/chipped, sliced/peeled, won planed, sanded/end-jointed,of thick>6mm	49 454	139 377	198 860	711 882
44072110	Wood, tropical wood,of mahogany (Swietenia spp),planed,sanded or end-joint	44 877	309 407	44 173	325 289
44072210	Wood, tropical wood of virola, imbuia and balsa, planed, sanded or end-joint	67 841	138 855	116 048	363 902
44072290	Wood, tropical wood of virola, imbuia and balsa, other than planed, sanded or end-joint	250	250	2 775	2 775
44072511	Wood, tropical wood of dark red maranti, light red meranti & meranti bakau, planed, sanded or end-joint	308 965	499 824	356 396	697 311
44072610	Wood, tropical wood of white Lauan, white meranti, white seraya, yellow meranti and alan, planed, sanded or end-joint	5 362	9 682	4 973	12 749
44072810	Wood, tropical wood of iroko,planed,sanded or end-joint	3 284	3 284	7 048	7 048
44072911	Wood, tropical wood of jelutong (Dyera spp),planed,sanded or end-joint	250 471	650 360	385 130	1 004 705
44072921	Wood, tropical wood of kapur (Dryobalanops spp), planed,sanded or end-joint	25 500	44 155	11 473	32 659
44072929	Wood, tropical wood of kapur (Dryobalanops spp), other than planed,sanded or end-joint	-	17 109	-	9 230

Tabel 3 : Ekspor Indonesia menurut Komoditi ( Kode HS 8 digit )

Maret 2021

Kode H S	Uraian golongan barang	Berat bersih (Kg)		Nilai F.O.B. ( U S \$ )	
		Bulan ini	Kumulatif	Bulan ini	Kumulatif
(1)	(2)	(3)	(4)	(5)	(6)
44072931	Wood, tropical wood of kempas (Koompassia spp),planed,sanded or end-joint	53 851	63 185	35 136	42 061
44072941	Wood, tropical wood of keruing (Dipterocarpus spp),planed,sanded or end-joint	122 068	329 021	91 089	270 460
44072961	Wood, tropical wood of teak (Tectona spp), planed,sanded or end-joint	16 465	25 637	61 072	107 656
44072971	Wood, tropical wood of balau (Shorea spp),planed,sanded or end-joint	33 275	209 403	19 332	122 646
44072991	Wood, tropical wood of jongkong (Dactylocladus spp.) and merbau (Intsia spp.), planed, sanded or end-jointed	215 284	275 301	361 853	432 508
44072994	Wood, tropical wood of albizia (Paraserianthes falcataria), planed, sanded or end-jointed	24 144	163 106	34 286	185 055
44072996	Wood, tropical wood, of rubber (Hevea brasiliensis), planed, sanded or end-jointed	4 795 562	10 334 502	2 474 440	5 281 603
44072998	Wood sawn other than hs 4406.29.91 - 4407.29.97, planed, sanded or end-jointed	545 180	1 561 218	648 246	2 066 462
44079110	Wood, non-coniferous and other than tropical wood of oak (Quercus spp),planed, sanded or end-jointed	4	1 474	157	6 992
44079210	Wood, non-coniferous and other than tropical wood of beech (Fagus spp),planed, sanded or end-jointed	3 990	4 326	12 300	13 987
44079710	Wood, non-coniferous and other than tropical wood of poplar and aspen (Populus spp), planed, sanded or end-jointed	9 927	31 682	22 702	75 437
44079910	Wood, non-coniferous and other than tropical wood other than n.e.c sub heading 4407.97, planed, sanded or end-jointed	22 359	38 268	149 372	260 898
44081010	Wood, coniferous, cedar wood pencil slats, Radiata pinewood of a kind used for blockboard manufacture, of coniferous	428 932	869 201	1 501 603	3 393 680
44081030	Wood, coniferous, face veneer sheets, Radiata pinewood of a kind used for blockboard manufacture, of coniferous	8 707	13 805	16 488	44 523
44081090	Wood, coniferous, oth thn cedar wood pencil slats radiata pinewood used for blockboard manufa,oth thn face veneer sheets	53 000	165 014	47 664	216 840
44083100	Dark Red Meranti, Light Red Meranti and Meranti Bakau of tropical wood, sheets for veneering, plywood and laminated wood	1 632	60 914	4 131	117 206
44083920	Face veneer sheets of tropical wood other than Red Meranti, Light Red Meranti and Meranti Bakau	13 770	59 937	50 871	125 467
44083990	Wood,tropical wood,oth thn Jelutong wood pencil slats&face veneer sheets,oth Red Meranti,Light Red Meranti&Meranti Bakau	4 376 692	12 598 100	4 151 795	11 678 892
44089010	Face veneer sheets, of non-coniferous and other than tropical wood	4 499 787	9 289 814	3 221 063	6 982 689
44089090	Wood, nec in head 4408, sheets for veneer/plywood, oth wood sawn, slice/peel, whether/not plan, sand/end-join,thick<=6mm	2 207 017	6 813 015	2 111 351	5 927 646
44091000	Wood, coniferous, cotinuously shaped along any of its edgee,ends/faces, won planed,sanded or end-jointed	530 646	1 491 728	1 170 572	3 418 510
44092100	Wood, non-coniferous of bamboo, cotinuously shaped along any of its edgee, ends/faces, won planed,sanded or end-jointed	86	86	1 557	1 557
44092200	Wood,non-coniferous of tropical wood, cotinuously shaped along any of its edgee,ends/faces,won planed,sanded/end-jointed	55 402 242	145 465 970	60 355 288	159 578 565
44092900	Wood, non-coniferous, n.e.c 4409, cotinuously shaped along any of its edgee, ends/faces,won planed,sanded or end-jointed	1 900 180	5 438 749	2 400 528	6 906 959
44101100	Particle board of wood, whether or not agglomerated with resins or other organic binding substances.	4 102 298	8 630 959	878 224	1 849 818
44111200	Medium density fibreboard (MDF), of a thickness not exceeding 5 mm	11 030 724	38 536 538	3 483 780	11 407 060
44111300	Medium density fibreboard (MDF), of a thickness exceeding 5 mm but not exceeding 9 mm	1 712 735	7 258 847	540 237	2 523 529
44111400	Medium density fibreboard (MDF), of a thickness exceeding 9 mm	9 841 472	21 256 856	2 571 613	5 402 290
44119300	Fibreboard of a density exceeding 0.5 g/cm   but not exceeding 0.8 g/cm	1 283	280 279	5 493	74 869

Tabel 3 : Ekspor Indonesia menurut Komoditi ( Kode HS 8 digit )

Maret 2021

Kode H S	Uraian golongan barang	Berat bersih (Kg)		Nilai F.O.B. ( U S \$ )	
		Bulan ini	Kumulatif	Bulan ini	Kumulatif
(1)	(2)	(3)	(4)	(5)	(6)
44121000	Plywood, veneered panels and similar laminated wood, of bamboo	49 339	131 731	31 591	183 789
44123100	Plywood,consisting solely of sheets of wood (not bamboo),each ply 6mm/thinner,with at least 1 outer ply of tropical wood	115 314 239	325 047 585	108 533 522	294 651 809
44123300	Plywood,sheets of wood only, not bamboo, each ply<=6mm, with at least 1 outer ply of alder, ash, beech, birch,cherry,etc	13 492 430	38 394 596	14 092 238	38 777 205
44123400	Plywood,consist only sheets of wood,each ply <6 mm thick, oth w/at least 1 outer ply nonconiferous n.e.c subhead 4412.33	1 273 077	4 111 383	1 052 086	3 193 970
44123900	Plywood,consisting only of sheets of wood (not bamboo), each ply 6mm or thinner,with both outer plies of coniferous wood	5 410 648	10 361 633	4 505 841	8 645 357
44129400	Blockboard, laminboard and battenboard (not bamboo,& other than plywood consisting only of sheets of wood each ply<=6mm)	38 893 217	109 828 861	39 342 460	111 014 463
44129910	Plywood,veneered panels&similar (o.t block,lamin&batten-board, bamboo,&plywood each ply <=6mm), >=1 side faced w plastic	738 215	2 574 853	1 601 173	4 799 399
44129920	Plywood,veneered panels&similar (o.t block,lamin&batten-board, bamboo,&plywood each ply <=6mm), >=1 side faced with teak	44 694	78 209	51 295	102 927
44129930	Plywood,veneered panel&similar (o.t block,lamin&batten-board, bamboo, each ply <=6mm),>=1 side faced w oth tropical wood	180 741	264 785	164 877	304 588
44129990	Plywood,veneered panel&similar (o.t block,lamin&batten-board, bamboo, each ply <=6mm),>=1 side faced,nec subhead 4412.99	3 157 421	7 004 412	3 635 292	8 885 824
44130000	Densified wood, in blocks, plates, strips or profile shapes.	3 529	3 549	15 905	16 055
44140000	Wooden frames for paintings, photographs, mirrors or similar objects.	1 226 736	3 207 228	4 010 767	10 925 925
44151000	Wood, cases, boxes, crates, drums and similar packings, cabledrums	302 141	670 879	523 972	1 332 394
44152000	Wood, pallets, box pallets and other load boards, pallet collars	126 470	478 135	61 395	289 226
44160010	Wood, casks, barrels, vats, tubs and other coopers' products and parts thereof; staves.	15	14 485	135	41 825
44160090	Wood, casks, barrels, vats, tubs and other coopers' products and parts thereof; other than staves.	1 921	1 957	3 630	3 653
44170090	Wood, tools, tool bodies, tool handles, broom or brush bodies and handles, of wood	138 736	387 649	373 324	928 761
44181000	Wood, windows, French windows and their frames	35 864	107 558	158 314	322 857
44182000	Wood, doors and their frames and thresholds	10 893 854	30 207 027	22 423 005	61 607 579
44185000	Wood, shingles and shakes	59 716	65 109	32 229	46 543
44186000	Wood,posts and beams	425	14 229	554	27 614
44187390	Wood, assembled flooring panels, of bamboo or with at least the top layer (wear layer) of bamboo, o.t mosaic flooring	60	60	52	52
44187400	Wood, assembled flooring panels, not of bamboo or with at least the top layer (wear layer) of bamboo, for mosaic floors	1 736	5 855	12 444	29 798
44187500	Wood, assembled flooring panels, not of bamboo or with at least the top layer (wear layer) of bamboo, multilayer	1 940 484	5 949 246	5 481 488	16 688 936
44187900	Wood, assembled flooring panels, n.e.c in headings 4418.73-4418.75	1 185 840	3 131 321	2 909 841	7 844 036
44189100	Wood, builders' joinery and carpentry of wood n.e.c. in heading no. 4418, of bamboo	252	639	2 924	7 720
44189910	Wood, builders' joinery and carpentry of wood n.e.c. in heading no. 4418, other than of bamboo, cellular wood panels	3 334 844	8 255 022	5 010 272	12 335 364
44189990	Wood, builders' joinery and carpentry of wood n.e.c. in heading 4418, oth thn of bamboo, oth thn cellular wood panels	4 962 506	12 977 502	8 806 007	23 656 006
44191100	Tableware and kitchenware, of wood; of bamboo, bread boards, chopping boards and similar boards	276	63 528	400	245 508
44191900	Tableware and kitchenware, of wood; of bamboo, n.e.c. in heading 4419	1 507	2 135	12 559	27 485
44199000	Tableware and kitchenware, of wood; not of bamboo	793 331	2 388 138	2 565 244	7 396 842
44201000	Wood, statuettes and other ornaments, of wood	1 405 428	3 490 911	4 748 122	11 834 184
44209010	Wood, wooden articles of furniture not falling in Chapter 94	178 163	595 075	679 310	1 972 728

Tabel 3 : Ekspor Indonesia menurut Komoditi ( Kode HS 8 digit )

Maret 2021

Kode H S	Uraian golongan barang	Berat bersih (Kg)		Nilai F.O.B. ( U S \$ )	
		Bulan ini	Kumulatif	Bulan ini	Kumulatif
(1)	(2)	(3)	(4)	(5)	(6)
44209090	Wood marquetry and inlaid wood, caskets and cases for jewellery or cutlery, and similar articles, of wood	774	56 270	2 860	56 014
44211000	Clothes hangers of wood	2 723	9 055	30 479	67 785
44219110	Spools, cops and bobbins, sewing thread reels and the like of bamboo	55	134	458	687
44219120	Match splints of bamboo	-	120	-	265
44219130	Candy sticks, ice-cream sticks and ice-cream spoons of bamboo	734	734	1 345	1 345
44219140	Fans and handscreens, frames and handles therefor, and parts thereof of bamboo	27	27	182	182
44219150	Prayer beads of bamboo	16	18	597	737
44219160	Toothpicks of bamboo	-	80	-	930
44219190	Wood, of bamboo, articles n.e.c. HS 4421.91.10 - HS 4421.91.60	6 603	11 863	16 128	34 846
44219910	Spools, cops and bobbins, sewing thread reels and the like of wood other than of bamboo	14	27	21	1 110
44219940	Candy sticks, icecream sticks and icecream spoons other than of bamboo	-	13 225	-	26 450
44219970	Wood, fans and handscreens, frames and handles therefor, and parts thereof other than of bamboo	446	1 646	2 499	3 399
44219980	Wood, toothpicks other than of bamboo	-	35	-	236
44219993	Wood, prayer beads other than of bamboo	22	22	422	454
44219994	Wood, other beads other than of bamboo	1	308	53	4 875
44219996	Wood, barecore other than of bamboo	47 732 693	118 281 621	27 756 939	66 338 222
44219999	Wood, article of wood, other than bamboo, articles n.e.c. HS 4421.99.93 - HS 4421.99.96	26 166	99 942	67 876	302 326
45020000	Natural cork,debacked/roughly squared/rectangular blocks,plates,sheets/strip(incl sharpedged blanks for corks/stoppers)	274	286	2 235	2 260
45031000	Articles of natural cork, corks and stoppers of natural cork	-	2	-	80
45039000	Articles of natural cork, other than corks and stoppers of natural cork	-	196	-	2 022
45041000	Cork; blocks, plates, sheets and strip, tiles of any shape, solid cylinders (including discs), of agglomerated cork	44	817	51	2 452
45049000	Articles of agglomerated cork oth thn blocks,plates,sheets & strip,tiles of any shape, solid cylinders, including discs.	8	24	1 000	1 035
46012100	Plaiting materials, plaits and similar products of plaiting materials; mats, matting and screens, of bambo	34 110	90 542	72 787	220 345
46012200	Plaiting materials, plaits and similar products of plaiting materials; mats, matting and screens, of rattan	64 418	140 456	444 480	1 107 517
46012900	Plaiting materials, plaits & similar products; mats, matting&screens, of vegetable materials other than bamboo or rattan	28 594	79 373	113 373	397 774
46019210	Plaits and similar products of plaiting materials, whether or not assembled into strips of bamboo	15 321	16 175	17 363	22 181
46019220	Fans and handscreens, frames and handles therefor, and parts thereof of bamboo	2	2 933	20	10 636
46019290	Plaiting materials, plaits and similar products of plaiting materials; of bamboo, n.e.c HS 4601.92.10 - HS 4601.92.20	147 003	331 866	154 534	375 829
46019310	Plaits and similar products of plaiting materials, whether or not assembled into strips of rattan	1 431	22 258	10 911	197 185
46019320	Fans and handscreens, frames and handles therefor, and parts thereof of rattan	5 744	6 598	17 368	33 632
46019390	Plaiting materials, plaits and similar products of plaiting materials; of rattan, n.e.c HS 4601.93.10 - HS 4601.93.20	30 059	83 565	67 480	249 112
46019410	Plaits and similar products of plaiting materials, whether or not assembled into strips of vegetable materials	11 201	18 519	56 252	129 909
46019490	Plaiting materials, plaits&similar products of plaiting materials,of vegetable materials,n.e.c HS 4601.94.10- 4601.94.20	141	20 952	4 543	45 247
46019910	Mats and matting of other than bamboo, rattan, and other vegetable materials	-	140	-	464
46019920	Plaits and similar products of plaiting materials, whether or not assembled into strips	14 004	53 461	56 755	330 825

Tabel 3 : Ekspor Indonesia menurut Komoditi ( Kode HS 8 digit )

Maret 2021

Kode H S	Uraian golongan barang	Berat bersih (Kg)		Nilai F.O.B. ( U S \$ )	
		Bulan ini	Kumulatif	Bulan ini	Kumulatif
(1)	(2)	(3)	(4)	(5)	(6)
46019930	Fans & handscreens, frames & handles therefor, & parts thereof of oth thn bamboo, rattan, & oth vegetable materials	-	180	-	370
46019990	Plaiting materials, plaits & similar prod of plaiting material, product of non-vegetable materials, nec HS 46019910-46019930	26 760	75 889	66 775	123 984
46021110	Travelling bags and suitcases of bamboo	13	275	111	275
46021190	Basketwork, wickerwork and other articles; of bamboo, n.e.c HS 4602.11.10 - HS 4602.11.20	160 771	552 598	750 096	2 296 930
46021210	Travelling bags and suitcases of rattan	91 820	311 367	528 998	1 905 981
46021220	Envelopes for bottles of rattan	1 242	8 274	58 370	284 795
46021290	Basketwork, wickerwork and other articles; of rattan, n.e.c HS 4602.12.10 - HS 4602.12.20	1 054 269	2 937 654	4 717 071	13 697 878
46021910	Travelling bags and suitcases of vegetable materials other than of bamboo and rattan	151 125	436 663	1 035 946	2 787 238
46021920	Envelopes for bottles of vegetable materials other than of bamboo and rattan	637	2 043	24 637	91 770
46021990	Basketwork, wickerwork and other articles; of vegetable materials, n.e.c HS 4602.19.10 - HS 4602.19.20	434 608	1 090 119	2 726 196	6 865 375
46029010	Travelling bags and suitcases other than of vegetable materials	14 340	30 333	106 606	198 880
46029020	Envelopes for bottles other than of vegetable materials	-	25	-	350
46029090	Basketwork, wickerwork and other articles; other than vegetable materials, n.e.c HS 4602.90.10 - HS 4602.90.20	28 584	110 984	149 390	679 957
47020000	Chemical wood pulp, dissolving grades	89 828 822	247 996 189	53 539 324	127 850 191
47031900	Chemical wood pulp, soda or sulphate, (other than dissolving grades); unbleached, of non-coniferous wood	8 600 000	8 900 000	3 693 349	3 824 628
47032900	Chemical wood pulp, soda or sulphate, (other than dissolving grades); semi-bleached or bleached, of non-coniferous wood	402 904 937	1 276 797 919	182 103 566	563 962 507
47061000	Pulp; cotton linters pulp	-	84	-	53
47062000	Pulp of fibres derived from recovered (waste and scrap) paper or paperboard	21 249 361	65 777 723	2 921 655	8 618 122
47063000	Pulps of fibres derived from bamboo	160 578	504 688	65 051	208 121
47069100	Pulps of fibres derived from other fibrous cellulosic material obtained by mechanical processes	-	97 238	-	341 136
47071000	Recovered (waste and scrap) unbleached kraft paper or paperboard or corrugated paper or paperboard	100 150	238 946	13 268	33 021
47073000	Paper or paperboard; waste and scrap, made mainly of mechanical pulp (e.g newspapers, journals & similar printed matter)	330 500	1 110 110	74 100	238 829
47079000	Paper or paperboard; waste & scrap, of paper/paperboard n.e.c. sub heading 4707.10 - 4707.30 & of unsorted waste & scrap	788 968	2 299 503	95 062	241 846
48010011	Newsprint; Weighing not more than 55 g/m <sup>2</sup> ; In rolls, of a width exceeding 28 cm but not exceeding 36 cm	-	70 000	-	36 251
48010012	Newsprint; Weighing not more than 55 g/m <sup>2</sup> ; In rolls, other than 4801.00.11	1 284 484	4 173 719	558 970	1 920 677
48010014	Newsprint; Weighing <=55g/m <sup>2</sup> ; In sheets, square/rectangular, one side >36 cm, & oth side >15 cm in the unfolded state	-	12 034	-	8 676
48010023	Newsprint; Weighing >55g/m <sup>2</sup> ; In sheets, square/rectangular, one side >28cm but <36cm, & oth side >15cm in the unfolded state	116	116	748	748
48010024	Newsprint; Weighing >55g/m <sup>2</sup> ; In sheets, square/rectangular, one side >36 cm, & oth side >15 cm in the unfolded state	726	2 049	768	2 024
48021000	Hand-made paper or paperboard	-	147	-	867
48025429	Paperboard, oth carbon base ppr w<20g/m <sup>2</sup> , roll >15cm, width/rectangular sheet of which no side >36cm, unfold state, w<40g/m <sup>2</sup>	-	75 084	-	83 719
48025490	Carbonising base paper, n.e.c HS code 4802.54.30 - HS 4802.54.50	63 722	316 583	91 773	509 224
48025569	Paper and paperboard of a kind used for writing, printing and other graphic purposes, of a width exceeding 15 cm	18 424 811	33 808 586	13 238 016	22 844 671
48025590	Paper and paperboard of a kind used for writing, printing and other graphic purposes, other than multi-ply paper	60 433 133	170 743 945	39 616 877	104 180 288

Tabel 3 : Ekspor Indonesia menurut Komoditi ( Kode HS 8 digit )

Maret 2021

Kode H S	Uraian golongan barang	Berat bersih (Kg)		Nilai F.O.B. ( U S \$ )	
		Bulan ini	Kumulatif	Bulan ini	Kumulatif
(1)	(2)	(3)	(4)	(5)	(6)
48025641	Paper&paperboard of a kind used for writing,printing&oth graphic purposes,width<36cm in rectangular sheet,unfolded state	13 562 641	42 044 196	10 645 833	32 033 032
48025690	Paper&paperboard,used for writing,printing&oth graphic purposes,40-150 g/m2, 1 side<435mm &oth<297mm,oth multy-ply paper	126 382 736	360 810 595	89 561 253	253 320 852
48025711	Carbonising base paper, with no side > 36 cm in the unfolded state, weighing 40 g/m2 or more but not more than 150 g/m2	22 656	105 308	51 149	204 196
48025729	Paper&paperboard,used for writing, printing&oth graphic purposes, with no side <=36cm,unfolded state, weight 40-150 g/m2	11 674 014	26 276 680	8 499 619	18 127 617
48025790	Paper & paperboard, other than multi-ply paper, unfolded state, weighing 40 g/m2-150 g/m2	32 733 263	101 099 592	22 852 010	66 518 185
48025829	Fancy paper&paperboard,roll width > 15 cm rectangular sheet w/1 side <=36cm&oth side<=15 cm, w >=150 g/m2,unfolded state	-	26 209	-	48 634
48025831	Ppr&pprboard,for writing, printing&oth graph purpose,roll width>15 cm rect,with no side>36cm,unfolded state, w>=150 g/m2	233 797	681 152	225 652	631 744
48025839	Ppr&pprboard,for writing, printing&oth graph purpose,roll width<=15 cm rect,with no side>36cm,unfolded state,w>=150 g/m2	4 729 424	11 792 428	3 807 825	9 305 751
48025891	Paper & paperboard, weighning 150g/m2 - 225 g/m2, unfolded state, n.e.c HS 4802.58.21- HS 4802.58.40	3 326 268	10 447 526	2 582 953	7 634 089
48025899	Paper & paperboard, weighning less than 150g/m2, unfolded state, n.e.c HS 4802.58.21- HS 4802.58.40	3 674 264	10 014 899	2 833 959	7 337 004
48030030	Toilet/facial tissue stock, towel or napkin stock and similar paper of cellulose wadding or of webs of cellulose fibres	208	208	758	758
48030090	Toilet/facial tissue stock, towel/napkin stock & similar paper of other than cellulose wedding/webs of cellulose fibres	63 462 134	182 606 708	57 279 205	161 999 177
48041100	Kraftliner, unbleached	748	198 048	3 600	87 551
48041900	Kraftliner, bleached	39 448	63 251	34 749	60 215
48042190	Sack kraft paper, unbleached, other than of a kind used for making cement bags	215 389	292 162	136 765	186 667
48042910	Sack kraft paper, bleached of a kind used for making cement bags	-	25 698	-	16 157
48043190	Kraft paper and paperboard weighing 150 g/m2 or less, unbleached, n.e.c HS 4804.31.10 - HS 4804.31.50	548 464	910 625	427 098	780 797
48043990	Kraft paper and paperboard weighing 150 g/m2 or less, bleached, n.e.c HS 4804.39.10 and HS 4804.39.20	4 720 326	10 135 254	4 258 642	9 009 561
48044190	Kraft paper and paperboard weighing 150 g/m2 - 225 g/m2, unbleached, other than electrical grade insulating kraft paper	-	69 063	-	39 779
48044290	Ppr&pprboard not used for making food package,bleached uniformly>95% by total of fibre cont of wood fibre by chemically	462 583	1 249 903	365 499	823 146
48051100	Semichemical fluting paper	4 382 550	8 232 207	1 861 845	3 686 663
48051200	Straw fluting paper	-	24 755	-	44 374
48051910	Fluting paper other than semichemical and straw, weighing more than 150 g/m2 but less than 225 g/m2	20 381 762	39 887 307	9 116 082	17 677 711
48051990	Fluting paper other than semichemical and straw, other than weighing less than 150 g/m2 but more than 225 g/m2	58 557 865	162 759 928	30 339 463	74 205 349
48052400	Testliner (recycled liner board), weighing 150 g/m2 or less	2 085 522	18 926 480	1 111 804	8 826 461
48052510	Testliner (recycled liner board), Weighing >150 g/m2 and < 225 g/m2	-	312 218	-	158 147
48055000	Felt paper and paperboard	4 079 920	12 517 060	2 326 329	6 739 912
48059190	Paper o.t for packing of flat glass products,resin cont by weight of <=0.6% &manufacture joss paper,weight <=150 g/m2	5 119 344	9 952 506	3 304 583	6 281 719
48059210	Multiply paper and paperboard, uncoated paper and paperboard, in rolls or sheets,weighing >150 g/m2 but<225 g/m2	24 590	77 075	14 754	50 404
48059290	Uncoated paper and paperboard, in rolls or sheets,weighing >150 g/m2 but<225 g/m2, other multiply paper and paperboard	266 934	2 216 523	169 936	1 400 316

Tabel 3 : Ekspor Indonesia menurut Komoditi ( Kode HS 8 digit )

Maret 2021

Kode H S	Uraian golongan barang	Berat bersih (Kg)		Nilai F.O.B. ( U S \$ )	
		Bulan ini	Kumulatif	Bulan ini	Kumulatif
(1)	(2)	(3)	(4)	(5)	(6)
48059310	Multiply paper and paperboard, uncoated paper and paperboard, in rolls or sheets,weighing >=225 g/m2	3 468 112	8 167 170	1 732 423	3 750 718
48059390	Uncoated paper and paperboard, in rolls or sheets,weighing =>225 g/m2, o.t multiply paper & paperboard& Blotting paper	18 653	18 653	40 572	40 572
48062000	Greaseproof papers	1 499 760	3 355 911	2 053 443	4 662 385
48063000	Tracing papers	819	1 699	3 533	7 475
48064000	Glassine and other glazed transparent or translucent papers	23 108	102 824	44 614	156 818
48070000	Composite paper&paperboard, not surface?coated or impregnated, whether or not internally reinforced, in rolls or sheets.	0	0	0	0
48089090	Paper and paperboard, other than HS code 4808.90.20 - 4808.90.30	-	23 168	-	27 626
48092000	Selfcopy paper	5 053 161	13 695 108	6 974 791	18 601 163
48101310	Paper and paperboard,printed of a kind used for self-recording apparatus, of a width of 150 mm or less,in rolls	0	0	547	547
48101399	Paper and paperboard, other than of a width of more than 150 mm, in rolls	4 057 550	13 762 744	5 317 524	14 929 260
48101499	Pprboard;coat kaolin/o.t inorganic subs,print/write/graphic,have<10% weight fibre chemi/mechanical,unfold,no side<=360mm	285 309	867 608	262 203	826 659
48101910	Printed,self-record apparatus,no side>360mm unfold state,have<10% weight fibre chemi/mechanical process,side>435mm&297mm	140 821	352 337	474 488	1 173 976
48101991	Printed,of a kind used for self-recording apparatus, of which no side>360 mm	-	5 052	-	11 521
48101999	Printed,of a kind used for self-recording apparatus, of which no side<=360 mm	2 856 877	6 826 276	3 718 155	8 425 935
48102999	Print,unused for self-record apparatus,in roll of>=150mm/in sheet no side>360mm unfold state,o.t lightweight coat paper	15 677 342	51 080 979	13 743 353	41 604 410
48109290	Paper and paperboard,Multi-ply,In rolls of >150 mm in width or sheets of which side >360 mm in the unfolded state	8 511 811	28 514 357	5 768 679	16 957 608
48111090	Tarred,bituminised/asphalted pap&papboard,except inRols,width>15cm/except inRectangular(inclSquare)sheetside<36cmunfolded	-	518	-	548
48114120	Gummed/adhesive pap&papboard,self-adhesive, in rolls, width ?15cm/ in rectangular(inclSquare) sheets side ?36cm unfolded	99 398	492 887	232 663	1 379 329
48114190	Gummed/adhesivePap&papboard,selfadhesive, except rolls, width>15cm/exceptRectangular(inclSquare)sheetsSide?36cm,unfolded	906 465	2 552 501	1 997 205	5 682 032
48114990	Gummed/adhesive pap&papboard,o.t adhesive,exceptInRolls,width>15cm/exc in rectang(inclSquare)shetSide?36cm unfolded	1 789	12 751	3 167	31 666
48115999	Paper&paperboard coated, bleached,weigh<=150g/m2, in roll of >15cm,sheets no side <36cm unfold state,o.t floor covering	1 467 089	4 186 407	1 753 631	4 921 105
48116099	Ppr&pprboard,cted,soak/cov Wax,parfinWax,starin,oil/glycerol,in Rols>15cm/in Rectan shet Side?36cm,Unfold,o.t floor cover	1 170	1 170	20 011	20 011
48119091	Ppr&pprboard,cellulose wadding&web cellulose fibre,in rolls>15cm rectangular sheet no side>36cm unfold state,floor cover	848	1 726	1 870	3 806
48119099	Paper, paperboard, cellulose wadding and webs of cellulose fibres n.e.c. HS 4811.90.91 - 4811.90.92	159 327	495 377	768 184	3 166 658
48131000	Cigarette paper, in the form of booklets or tubes.	68 153	169 045	2 465 842	5 861 768
48132000	Cigarette paper, in rolls of a width not exceeding 5 cm	791 889	2 359 643	1 454 728	4 227 871
48139010	Cigarette paper, in rolls of a width exceeding 5 cm, coated	58 631	311 615	101 619	523 611
48139090	Cigarette paper, in rolls of a width exceeding 5 cm, not coated	211 613	537 332	862 576	2 682 577
48149000	Window transparencies of paper.	-	1 230	-	2 609
48162010	Selfcopy paper, in rolls of a width exceeding 15 cm but not exceeding 36 cm	1 482 998	3 411 905	2 081 086	4 739 751
48162090	Selfcopy paper, in rolls except of a width exceeding 15 cm but exceeding 36 cm	260 898	825 170	398 543	1 211 041



Tabel 3 : Ekspor Indonesia menurut Komoditi ( Kode HS 8 digit )

Maret 2021

Kode H S	Uraian golongan barang	Berat bersih (Kg)		Nilai F.O.B. ( U S \$ )	
		Bulan ini	Kumulatif	Bulan ini	Kumulatif
(1)	(2)	(3)	(4)	(5)	(6)
48169090	Paper; carbon paper&other copying/transfer papers (o.t those of heading no. 4809), n.e.c. HS 4816.20.10-4816.90.50	13 502	13 502	14 549	14 549
48171000	Envelopes	257 256	797 473	494 519	1 387 526
48173000	Boxes, pouches, wallets and writing compendiums, of paper or paperboard, containing an assortment of paper stationery	12 164	14 749	32 874	39 138
48181000	Toilet paper	2 028 010	4 935 776	2 672 347	6 641 515
48182000	Handkerchiefs, cleansing or facial tissues and towels	4 958 978	14 223 685	7 623 876	21 210 528
48183020	Serviettes	335 844	979 196	492 568	1 440 135
48189000	Cellulose wadding or webs of cellulose fibres, oth thn hs code 4818.10.00 - 4818.50.00	175 924	403 734	170 558	380 442
48191000	Cartons, boxes and cases, of corrugated paper or paperboard	1 472 474	3 496 745	1 286 013	3 089 042
48192000	Folding cartons, boxes and cases, of noncorrugated paper or paperboard	557 014	1 366 085	1 324 989	3 516 419
48193000	Sacks and bags, having a base of a width of 40 cm or more	57 643	293 626	138 938	717 832
48194000	Paper&paperboard; sacks&bags, including cones, of paper, paperboard, cellulose wadding/fibres, having a base width <40cm	1 710 836	4 983 820	4 662 656	13 672 583
48195000	Paper&paperboard;packing container,include record sleeve,of paper,paperboard,cellulose wadding/fibre,nec in heading 4819	859 381	2 256 126	3 991 446	9 967 197
48196000	Box files, letter trays, storage boxes and similar articles, of a kind used in offices, shops or the like	45 189	135 324	30 506	107 438
48201000	Registers, account books, note books, order books, receipt books, letter pads, memorandum pads, diaries&similar articles	1 909 515	5 382 260	2 949 181	8 080 843
48202000	Exercise books	2 245 898	4 442 548	2 945 036	6 009 445
48203000	Binders (other than book covers), folders and file covers	199 326	642 681	384 633	1 170 264
48204000	Manifold business forms and interleaved carbon sets	198 226	979 472	281 768	1 445 094
48205000	Albums for samples or for collections	912	2 090	17 025	42 427
48209000	Registers, account books, note books, order books,etc, other than HS code 4820.10.00-4820.50.00	1 029 720	3 198 587	969 175	2 397 817
48211010	Label for jewellery, incl objects of personal adornment /porsonal use in the pocket, in handbag / on the person, printed	266	275	2 580	2 634
48211090	Label for jewellery, incl objects of personal adornment /porsonal unuse in the pocket, in handbag/on the person, printed	73	212	1 135	10 455
48219010	Label for jewellery,incl objects of personal adornment/porsonal use in the pocket, in handbag/on the person, not printed	39	39	2 400	2 400
48219090	Label for jewellery,incl objects of personal adornment/porsonal unuse in the pocket,in handbag/on the person,not printed	2 401	3 719	114 094	128 945
48221010	Bobbin, spool, cop supports paper pulp,paper/paperboard(perforated/hardened/not), used for winding textile yarn,cone	251 562	846 729	268 437	809 856
48221090	Bobbin, spool, cop support paper pulp,paper/paperboard(perforated/hardened/not), used for winding textile yarn, o.t cone	22 172	65 886	29 936	88 799
48229090	Bobbin, spool, cop support paper pulp,paper/paperboard(perforated/hardened/not),unused for winding textile yarn,o.t cone	217 519	472 813	349 378	729 439
48232010	Filter paper and paperboard, In strips, rolls or sheets	-	605 810	-	335 069
48234090	Rolls, sheets and dials, printed for selfrecording apparatus, not for electromedical apparatus	225 589	692 575	308 163	1 055 340
48236900	Trays, dishes, plates, cups and the like, of paper or paperboard, o.t of bamboo	890 233	2 604 883	2 568 362	7 218 094
48237000	Moulded or pressed articles of paper pulp	179	3 928	439	11 360
48239010	Cocooning frames for silkworms	-	1 202	-	2 004
48239020	DisplayCardforJewellery,inclObj ofPersonal adornmentArticlesofpersonal useNormally caried inthepocket,inhandbag/onperson	823 029	2 281 433	563 845	1 562 614

Tabel 3 : Ekspor Indonesia menurut Komoditi ( Kode HS 8 digit )

Maret 2021

Kode H S	Uraian golongan barang	Berat bersih (Kg)		Nilai F.O.B. ( U S \$ )	
		Bulan ini	Kumulatif	Bulan ini	Kumulatif
(1)	(2)	(3)	(4)	(5)	(6)
48239040	Paper tube sets of a kind used for the manufacture of fireworks	2 000	2 000	6 443	6 443
48239092	Joss paper	92 277	180 686	81 089	154 629
48239096	Kraft paper, cut to shape other than rectangular or square	-	12 564	-	19 980
48239099	Kraft paper, n.e.c. HS code 4823.90.91 - 4823.90.96	444 069	1 231 680	2 218 762	5 662 423
49011000	Printed books, brochures, leaflets and similar printed matter, in single sheets, whether or not folded	69 546	159 959	206 066	617 650
49019100	Dictionaries and encyclopaedias, and serial instalments thereof	66	133	830	2 604
49019910	Educational, technical, scientific, historical or cultural books	53 887	107 421	170 649	393 844
49019990	Printed books, other than educational, technical, scientific, historical or cultural books	100 516	336 197	366 962	1 872 401
49021000	Newspapers, journals&periodicals, illustrated &containing advertising material/not, appearing at least four times a week	176	655	209	1 059
49029010	Educational, technical, scientific, historical or cultural journals and periodicals	1 267	3 300	2 235	6 834
49029090	Newspaper, journals,& periodicals, oth thn educational, technical, scientific,historical/cultural journals & periodicals	469	2 981	1 271	10 331
49030000	Children's picture, drawing or colouring books.	9 656	28 531	56 811	168 915
49051000	Globes, printed	-	9	-	674
49059100	Maps&hydrographic/similar charts of all kinds,including atlases,wall maps&topographical plans,printed,In book form	140	2 995	335	1 815
49059900	Maps&hydrographic /similar charts of all kinds,including atlases,wall maps&topographical plans,printed,not in book form	3	661	86	3 684
49060000	Plans&drawingsforArchitectural, engineering,industry,trade, topographic,handwriting, photographReproduction&carbonCopies	451	487	84 309	126 974
49070021	Unused postage stamps	12	12	167	167
49070029	Revenue or similar stamps	8	216	19	5 082
49070040	Stock, share or bond certificates and similar documents of title, cheque forms	29 616	30 580	1 145 257	1 188 612
49070090	Stamp/postage, stampPaper, banknotes, chequeForm, stock, bond certificates&similarDocument, n.e.c HS 49070010-49070040	338 443	991 963	1 796 439	5 535 475
49081000	Transfers (decalcomanias), vitrifiable	3 591	13 362	47 327	169 606
49089000	Transfers (decalcomanias), not vitrifiable	468	3 112	10 167	87 775
49090000	Printed/illustratedPostcard, print CardsBearing, message/ announcements, whit/notIllustrated, with/o envelopes/trimmings.	94 090	190 838	357 858	741 527
49100000	Calendars of any kind, printed, including calendar blocks.	119	3 087	1 588	16 045
49111010	Catalogues listing only educational, technical, scientific, historical or cultural books and publications	203	1 717	4 557	167 261
49111090	adv Material, comercialCatalog, apartCatalogues listing onlyeduca, technic, scient, histori/cultural books&publications	14 286	57 028	222 160	682 959
49119110	Designs	158	2 183	24 773	28 942
49119129	Pictures and photographs, of a kind to be mounted for instructional purposes, other than Anatomical and botanical	53	90	417	567
49119139	Pictures and photographs, other than kind to be mounted for instructional purposes, other than Anatomical and botanical	-	5	-	41
49119910	Printed card for jewellery/small object of person adornment/article of personal use normal carry in the pocket, handbag	379	1 387	4 307	11 675
49119920	Printed labels for explosives	8	96	9	663
49119990	Printed matter,apart advertsimaterial, commercial catalogues,escPictures, design&photographs,n.e.c HS 49119910-49119930	18 158	76 270	117 957	537 526
50060000	Silk yarn and yarn spun from silk waste, put up for retail sale, silkworm gut.	3 350	37 344	335	46 145
50071030	Woven fabrics of noil silk, Printed by the traditional batik process	-	10	-	20
50079090	Woven fabrics,cont<85% by weight/of silk waste o.t noil silk,o.t unbleach/bleach&print by traditional batik process	2 095	2 112	2 180	3 223

Tabel 3 : Ekspor Indonesia menurut Komoditi ( Kode HS 8 digit )

Maret 2021

Kode H S	Uraian golongan barang	Berat bersih (Kg)		Nilai F.O.B. ( U S \$ )	
		Bulan ini	Kumulatif	Bulan ini	Kumulatif
(1)	(2)	(3)	(4)	(5)	(6)
51051000	Carded wool	-	1 027	-	17 344
51052900	Wool tops and other combed wool, other than combed wool in fragments	-	1	-	5
51061000	Yarn of carded wool, not put up for retail sale, containing 85 % or more by weight of wool	-	13	-	144
51071000	Yarn of combed wool, not put up for retail sale, containing 85 % or more by weight of wool	-	39 433	-	154 824
51072000	Yarn of combed wool, not put up for retail sale, containing less than 85 % by weight of wool	22 861	22 861	29 640	29 640
51099000	Yarn of wool/fine animal hair,put up for retail sale, other than containing 85%/more by weight of wool/fine animal hair	6	281	10	1 287
51100000	Yarn of coarse animal hair or of horsehair (including gimped horsehair yarn), whether or not put up for retail sale.	950	4 350	285	1 320
51121100	Woven fabrics of combed wool/fine animal hair,containing>=85% by weight of wool/fine animal hair, weight ?200 g/m2	0	5	9	230
51129000	Woven fabrics of combed wool or of combed fine animal hair, other than HS 5112.11 - 5112.30	-	2	-	171
52010000	Cotton, not carded or combed	163 073	427 095	227 727	646 422
52021000	Cotton yarn waste (including thread waste)	31 921	63 977	41 549	79 712
52029900	Cotton waste, other than yarn waste and garnetted stock	358 371	1 090 156	497 863	1 392 964
52030000	Cotton, carded or combed	955 054	4 096 150	1 430 486	6 050 055
52041190	Cotton sewing thread, not put up for retail sale, containing 85 % or more by weight of cotton, bleached	1	167	4	12 187
52041900	Cotton sewing thread, not put up for retail sale, containing less than 85 % by weight of cotton	1 456	7 622	12 924	24 645
52042000	Cotton sewing thread, put up for retail sale	2 688	3 079	1 255	1 460
52051100	Single cotton yarn, of uncombed fibres,contain?85%,not for retail sale,measuring ?714.29 decitex (?14 metric number)	919 441	2 552 156	1 335 900	3 668 668
52051200	Single cotton yarn,uncomb fibre,cont?85%,not for retail sale,measure <714.29 but ?232.56 decitex(>14but?43metric number)	6 972 937	19 848 594	17 573 709	47 821 715
52051300	Single cotton yarn,uncomb fibre,cont?85%,not for retail sale,measure <232.56 but ?192.31 decitex(>43but?52metric number)	1 881 708	4 960 543	6 061 226	14 916 211
52051400	Single cotton yarn,uncombed fibres,cont?85 %,not for retail sale,measure<192.31 but ?125decitex(>52but?80 metric number)	809 313	2 109 590	2 528 898	6 221 541
52051500	Single cotton yarn,uncombed fibres,containing ?85 %, not for retail sale, measuring <125 (exceeding 80 metric number)	6	6	11	11
52052100	Single cotton yarn,combed fibres, containing ?85%,not for retail sale,measuring ?714.29 decitex (?14metric number)	97 453	1 393 404	277 570	3 816 229
52052200	Single cotton yarn,combed fibre,cont?85%,not for retail sale,measure <714.29 but ?232.56 decitex(>14but?43metric number)	1 648 843	3 579 327	5 345 912	11 123 104
52052300	Single cotton yarn,combed fibre,cont?85%,not for retail sale,measure <232.56 but ?192.31 decitex(>43but?52metric number)	1 441 543	5 171 605	5 374 378	16 933 118
52052400	Single cotton yarn,combed fibre,cont?85%,not for retail sale,measure <192.31 but ?125 decitex(>52but?80metric number)	1 557 180	3 805 464	5 933 626	13 619 173
52052600	Single cotton yarn,combed fibre,cont?85%,not for retail sale,measure <125 but ?106.38 decitex(>80but?94metric number)	16 232	18 598	173 603	201 446
52052700	Single cotton yarn,combed fibre,cont?85%,not for retail sale,measure <106.38 but ?83.33 decitex(>94but?120metric number)	7 258	15 265	46 146	130 198
52052800	Single cotton yarn,combed fibre,cont?85%,not for retail sale,measure <83.33 decitex (exceeding 120 metric number)	45	45	449	449
52053200	Multiple(folded)/cable cotton yarn,uncomb fibre,cont?85%,notfor retail,measure <714.29but?232.56decitex(>14but?43metric)	3 629	63 355	11 490	181 843

Tabel 3 : Ekspor Indonesia menurut Komoditi ( Kode HS 8 digit )

Maret 2021

Kode H S	Uraian golongan barang	Berat bersih (Kg)		Nilai F.O.B. ( U S \$ )	
		Bulan ini	Kumulatif	Bulan ini	Kumulatif
(1)	(2)	(3)	(4)	(5)	(6)
52053300	Multiple(folded)/cable cotton yarn,uncomb fibre,cont?85%,notfor retail,measure <232.56but?192.31decitex(>43but?52metric)	86 003	175 985	317 886	642 863
52053400	Multiple(folded)/cable cotton yarn,uncomb fibre,cont?85%,not for retail,measure <192.31but?125 decitex (>52but?80metric)	29 733	97 204	108 236	353 106
52053500	Multiple(folded)/cable cotton yarn,uncombed fibre,containing?85%,not for retail,measure <125 decitex (>80 metric)	9 360	26 105	25 608	73 037
52054300	Multiple(folded)/cable cotton yarn,combed fibre,cont?85%,notfor retail,measure <232.56but?192.31decitex(>43but?52metric)	38 034	57 086	151 893	223 288
52054400	Multiple(folded)/cable cotton yarn,combed fibre,cont?85%,not for retail,measure <192.31but?125 decitex (>52but?80metric)	170 780	497 937	614 421	1 747 131
52054700	Multiple(folded)/cable cotton yarn,comb fibre,cont?85%,not for retail,measure<106.38but?83.33 decitex (>94but?120metric)	7 258	14 227	45 311	87 266
52061100	Single cotton yarn, of uncombed fibres,contain<85%,not for retail sale,measuring ?714.29 decitex (?14 metric number)	1 144 282	3 722 275	1 149 939	3 592 193
52061200	Single cotton yarn,uncomb fibre,cont<85%,not for retail sale,measure <714.29 but ?232.56 decitex(>14but?43metric number)	727 330	2 090 649	1 384 277	3 833 087
52061300	Single cotton yarn,uncomb fibre,cont<85%,not for retail sale,measure <232.56 but ?192.31 decitex(>43but?52metric number)	6 804	28 604	35 472	75 987
52061400	Single cotton yarn,uncombed fibres,cont<85 %,not for retail sale,measure<192.31 but ?125decitex(>52but?80 metric number)	62 782	144 870	181 741	413 223
52061500	Single cotton yarn,uncombed fibres,containing <85 %, not for retail sale, measuring <125 (exceeding 80 metric number)	46 176	46 176	131 132	131 132
52062100	Single cotton yarn,combed fibres, containing <85%,not for retail sale,measuring ?714.29 decitex (?14metric number)	431 045	864 490	599 228	1 152 033
52062200	Single cotton yarn,combed fibre,cont<85%,not for retail sale,measure <714.29 but ?232.56 decitex(>14but?43metric number)	654 557	1 977 100	1 816 018	4 948 669
52062300	Single cotton yarn,combed fibre,cont<85%,not for retail sale,measure <232.56 but ?192.31 decitex(>43but?52metric number)	1 119 254	3 646 806	3 478 414	10 490 219
52062400	Single cotton yarn,combed fibre,cont<85%,not for retail sale,measure <192.31 but ?125 decitex(>52but?80metric number)	485 775	1 163 279	1 677 955	3 699 724
52062500	Single cotton yarn,combed fibre,containing<85%,not for retail sale,measuring <125 decitex (>80metric number)	-	862	-	5 757
52063100	Multiple(folded)/cable cotton yarn,uncombed fibre,cont<85%,not for retail sale,measure ?714.29 decitex(?14metric number)	28 310	36 704	37 469	50 479
52063200	Multiple(folded)/cable cotton yarn,uncomb fibre,cont<85%,notfor retail,measure <714.29but?232.56decitex(>14but?43metric)	-	689	-	2 685
52064200	Multiple(folded)/cable cotton yarn,combed fibre,cont<85%,notfor retail,measure <714.29but?232.56decitex(>14but?43metric)	9 662	9 662	35 404	35 404
52064300	Multiple(folded)/cable cotton yarn,combed fibre,cont<85%,notfor retail,measure <232.56but?192.31decitex(>43but?52metric)	9 544	74 148	38 974	221 694
52064400	Multiple(folded)/cable cotton yarn,combed fibre,cont<85%,not for retail,measure <192.31but?125 decitex (>52but?80metric)	-	7 371	-	31 072
52071000	Cotton yarn (other than sewing thread) put up for retail sale,containing 85% or more by weight of cotton	24	45	570	1 096
52079000	Cotton yarn (other than sewing thread) put up for retail sale,containing less than 85% by weight of cotton	265	24 051	4 363	53 598
52081100	Woven fabrics of cotton, containing ?85% by weight of cotton, unbleached, plain weave weighing <= 100 g/m2	65 039	245 834	394 436	1 305 822

Tabel 3 : Ekspor Indonesia menurut Komoditi ( Kode HS 8 digit )

Maret 2021

Kode H S	Uraian golongan barang	Berat bersih (Kg)		Nilai F.O.B. ( U S \$ )	
		Bulan ini	Kumulatif	Bulan ini	Kumulatif
(1)	(2)	(3)	(4)	(5)	(6)
52081200	Woven fabrics of cotton, containing ?85% by weight of cotton, unbleached, plain weave weighing > 100 g/m2	407 972	1 213 068	1 865 851	5 329 192
52081300	Woven fabrics of cotton, containing ?85% by weight of cotton, unbleached, 3 or 4 thread twill including cross twill	46 123	163 705	183 922	651 643
52081900	Woven fabrics of cotton, containing ?85% by weight of cotton, unbleached, other than HS 5208.11-5208.13	40 857	133 074	279 770	831 952
52082100	Woven fabrics of cotton, containing ?85% by weight of cotton, bleached, plain weave weighing <= 100 g/m2	842	1 825	14 662	31 263
52082200	Woven fabrics of cotton, containing ?85% by weight of cotton, bleached, plain weave weighing > 100 g/m2	6 854	34 069	56 709	301 495
52082300	Woven fabrics of cotton, containing ?85% by weight of cotton, bleached, 3 or 4 thread twill including cross twill	-	7 752	-	63 330
52082900	Woven fabrics of cotton, containing ?85% by weight of cotton, bleached, other than HS 5208.21-5208.23	1 387	12 486	5 644	120 743
52083190	Woven fabrics of cotton, containing ?85% by weight of cotton, dyed, plain weave,weight <=100 g/m2, other than voile	652	1 289	346	19 616
52083200	Woven fabrics of cotton, containing ?85% by weight of cotton, dyed, plain weave,weight >100 g/m2	84 744	209 276	603 458	1 540 042
52083300	Woven fabrics of cotton, containing ?85% by weight of cotton, dyed, 3 or 4 thread twill, including cross twill	1	7	0	1
52083900	Woven fabrics of cotton, containing ?85% by weight of cotton, dyed, other than HS 5208.31-5208.33	2 465	37 278	26 067	359 109
52084190	Woven fabric of cotton,cont?85% weight of cotton,of yarn of different colour,plain weave,weight<=100g/m2,o.t ikat fabric	583	12 671	1 230	171 560
52084290	Woven fabric of cotton,cont?85% weight of cotton,of yarn of different colour,plain weave,weight>100g/m2,o.t ikat fabric	337	380	835	1 977
52084300	Woven fabric,cont?85% weight of cotton,of diff colour yarn,plain weave,weight>100g/m2,3or4thread twill,incl cross twill	567	850	12 962	19 114
52084900	Woven fabric,cont?85% weight of cotton,of different colour yarn,plain weave,weight>100g/m2,o.t HS 5208.41-5208.43	27 402	27 412	291 142	291 238
52085110	Plain weave, cont?85% weight of cotton, weighing not more than 100g/m2 printed by the traditional batik process	25	235	25	2 514
52085190	Plain weave, cont?85% weight of cotton, weighing not more than 100g/m2 printed not by the traditional batik process	7 874	17 981	152 612	283 209
52085210	Plain weave, cont?85% weight of cotton, weighing more than 100g/m2 printed by the traditional batik process	31 322	82 393	493 574	1 406 701
52085290	Plain weave, cont?85% weight of cotton weighing more than 100g/m2 printed not by the traditional batik process	90 433	233 197	1 014 386	2 998 898
52085910	Woven fabrics other than plain weave, weighing <200 g/m, cont?85% weight of cotton, printed by traditional batik process	3 269	6 905	52 036	87 430
52085990	Woven fabric o.t plain weave&3-thread/4-thread twill incl cross twill, weighing<200g/m, cont?85%weight of cotton	10 678	20 187	35 017	75 511
52091110	Plain weave, Duck and canvas, unbleached, containing 85 % or more by weight of cotton, weighing more than 200 g/m2	-	4	-	34
52091190	Plain weave, o.t Duck and canvas, unbleached, containing 85 % or more by weight of cotton, weighing more than 200 g/m2	81 925	219 616	791 333	1 990 894
52091200	Woven fabric, unbleached, 3 or 4-thread twill incl cross twill, containing >=85% by weight of cotton, weighing >200g/m2,	77 764	146 531	297 791	570 440
52091900	Woven fabric,unbleached,o.t plain weave&3or4-thread twill incl cross twill,cont>=85%by weight of cotton,weight>200g/m2	799	1 617	12 450	24 355
52092200	Woven fabric, bleached, 3 or 4-thread twill incl cross twill, containing >=85% by weight of cotton, weighing >200g/m2,	2 836	16 219	40 809	178 543
52092900	Woven fabric,bleached,o.t plain weave&3or4-thread twill incl cross twill,contain>=85%by weight of cotton,weight>200g/m2	9 609	17 451	68 405	106 211
52093100	Plain weave, dyed, containing 85 % or more by weight of cotton, weighing more than 200 g/m2	169	222	1 631	2 247
52093200	Woven fabric, dyed, 3 or 4-thread twill incl cross twill, containing >=85% by weight of cotton, weighing >200g/m2	12 562	25 064	111 639	195 799
52093900	Woven fabric,dyed,o.t plain weave&3or4-thread twill incl cross twill,contain>=85%by weight of cotton,weight>200g/m2	20 134	54 361	274 673	650 570

Tabel 3 : Ekspor Indonesia menurut Komoditi ( Kode HS 8 digit )

Maret 2021

Kode H S	Uraian golongan barang	Berat bersih (Kg)		Nilai F.O.B. ( U S \$ )	
		Bulan ini	Kumulatif	Bulan ini	Kumulatif
(1)	(2)	(3)	(4)	(5)	(6)
52094200	Denim, of yarns of different colours, containing 85 % or more by weight of cotton, weighing more than 200 g/m2	39 767	70 803	259 064	453 466
52094900	Wvn fabric,of yarns diff colors,o.t plain weave&3or4-thread twill&cross twill,cont>=85%by weight of cott,w>200g/m2	66	7 499	97	41 733
52095110	Plain weave, printed by the traditional batik process, containing >=85% by weight of cotton, weighing more than 200g/m2	1 647	1 647	33 642	33 642
52095190	Plain weave, printed not by the traditional batik process, containing >=85% by weight of cotton, weighing >200g/m2	46	46	345	345
52095990	Wvn fabric o.t plain weave&3 or 4 thread twill&cross twill,print not by traditional batik process,w>200g/m,cont?85%cott	22 630	52 660	452 742	1 018 560
52101100	Woven fabric,unbleached, plain weave < 85% cotton mixed mainly or solely with man-made fibres, weight<200g/m2	209 662	676 847	840 601	2 753 498
52101900	Wvn fabric,unbleached, of weave n.e.c. in item no.5210.1, < 85% cttm mixed mainly/solely with man-made fibres, w<200g/m2	20 924	56 221	86 093	220 367
52102100	Woven fabric, bleached, plain weave < 85% cotton mixed mainly or solely with man-made fibres, weight<200g/m2	20 352	45 979	198 023	474 412
52102900	Wvn fabric,bleached, of weave n.e.c. in item no.5210.2, < 85% cttm mixed mainly/solely with man-made fibres, w<200g/m2	4 900	16 412	56 424	212 285
52103100	Woven fabric, dyed, plain weave < 85% cotton mixed mainly or solely with man-made fibres, weight<200g/m2	40 814	96 276	300 869	726 359
52103200	Wvn fabric,dyed,plain weave<85%cttm mix mainly/solely with man-made fibres,w<200g/m2, 3or4-thread twill,incl cross twill	7 297	21 290	59 969	175 583
52103900	Wvn fabric,dyed, of weave n.e.c. in item no.5210.3, < 85% cttm mixed mainly/solely with man-made fibres, w<200g/m2	12 074	30 581	134 414	345 156
52104110	Wvn fabric, of yarns diff colour, plain weave <85% cttm mixed mainly/solely with man-made fibres, w<200g/m2, ikat fabric	59	4 166	872	35 039
52104190	Wvn fabric, of yarns diff colour,plain weave <85% cttm mix mainly/solely with man-made fibres, w<200g/m2,oth ikat fabric	9 442	13 056	55 952	64 188
52104900	Wvn fabric,of yarn diff col,of weave n.e.c. in item no.5210.4,<85% cttm mix mainly/solely with man-made fibres,w<200g/m2	4 005	10 501	31 197	79 103
52105190	Wvn fabric,oth printed by traditionalbatik process,plain weave<85% cttm mix mainly/solely with man-made fibres,w<200g/m2	4 472	10 928	40 831	110 766
52105990	Wvn fabric,printed,of weave n.e.c. in item no.5210.5,<85% cttm mix mainly/solely with man-made fibres,w<200g/m2	-	3	-	11
52111100	Woven fabric,unbleached, plain weave < 85% cotton mixed mainly or solely with man-made fibres, weight>=200g/m2	16 355	43 090	144 237	387 757
52111200	Wvn fabric,unbleach,plain weave<85%cttm mix mainly/solely man-made fibres,w>=200g/m2, 3or4-thread twill,incl cross twill	8 528	25 179	37 203	138 123
52111900	Wvn fabric,unbleached, of weave n.e.c. in item no.5210.1, <85% cttm mixed mainly/solely with man-made fibres, w>=200g/m2	8 983	12 732	104 587	162 244
52112000	Woven fabric,bleached, < 85% cotton mixed mainly or solely with man-made fibres, weight>=200g/m2	-	1 910	-	6 003
52113200	Wvn fabric, dyed, plain weave<85%cttm mix mainly/solely man-made fibres,w>=200g/m2, 3or4-thread twill,incl cross twill	-	10 742	-	71 718
52114190	Wvn fabric, of yarns diff colour,plain weave<85% cttm mix mainly/solely with man-made fibres, w>=200g/m2,oth ikat fabric	-	420	-	3 309
52114200	Wvn fabric, of yarns diff colour, <85% cttm mixed mainly/solely with man-made fibres, w>=200g/m2, denim	2 788	2 854	6 616	6 892
52115990	Wvn fabric,oth print traditionbatik proc,of weave n.e.c. no.5210.5,<85% cttm mix main/sole-ly man-made fibre,w>=200g/m2	-	7	-	237
52121100	Woven fabric; of cotton, unbleached, weighing not more than 200g/m2, n.e.c. in heading 5201-5211	25	156	416	10 759

Tabel 3 : Ekspor Indonesia menurut Komoditi ( Kode HS 8 digit )

Maret 2021

Kode H S	Uraian golongan barang	Berat bersih (Kg)		Nilai F.O.B. ( U S \$ )	
		Bulan ini	Kumulatif	Bulan ini	Kumulatif
(1)	(2)	(3)	(4)	(5)	(6)
52121300	Woven fabric; of cotton, dyed, weighing not more than 200g/m2, n.e.c. in heading 5201-5211	23 857	111 017	327 044	817 517
52121400	Woven fabric; of cotton, of yarns diff colours, weighing not more than 200g/m2, n.e.c. in heading 5201-5211	-	975	-	16 990
52121510	Woven fabric; of cotton, print by traditional batik process, weighing not more than 200g/m2, n.e.c. in heading 5201-5211	8	425	33	5 413
52121590	Woven fabric; of cotton, oth print by traditional batik process, weighing <= 200g/m2, n.e.c. in heading 5201-5211	139 657	320 934	1 160 548	2 744 084
53039000	Jute&oth textile bast fibres; proc,not spun,tow&waste of these fibres,incl yarn waste&garnet stock excl flax,hemp,&ramie	804 400	1 748 000	157 612	349 749
53050010	Sisal & oth textile fibres of the genus Agave; tow & waste of these fibres (incl yarn waste and garnetted stock)	45 055	145 055	49 064	138 628
53050021	Coconut fibres(coir), coconut fibres, raw	846 927	1 717 504	190 957	405 021
53050022	Coconut fibres(coir), coconut fibres, process	2 805 100	5 764 445	679 875	1 457 888
53050090	Ramie&oth veg textile fibre,not spec/incl,raw/proc,not spun; tow,noils&waste of these fibre incl yarn waste&garnet stock	312 039	895 684	58 539	153 377
53062000	Multiple (folded)/cabled flax yarn	-	76	-	3 352
53089010	Paper yarn of other vegetable textile fibres	-	400	-	1 406
53089090	Yarn; of vegetable textile fibres n.e.c. in heading no. 5306, 5307 and 5308	3	79	1 424	8 253
53091100	Woven fabric; of flax, containing 85% or more flax, unbleached or bleached	1	5	215	850
53091900	Woven fabric; of flax, containing 85% or more flax, other than unbleached or bleached	298	628	527	1 104
53092100	Woven fabric; of flax, containing less than 85% flax, unbleached or bleached	-	20	-	31
53092900	Woven fabric; of flax, containing less than 85% flax, other than unbleached or bleached	641	976	1 360	15 044
53110020	Woven fabrics of oth vegetable textile fibres&paper yarn, abaca burlap	156	685	354	6 379
53110090	Woven fabrics of other vegetable textile fibres & paper yarn, other than printed by batik process & abaca burlap	-	10 052	-	36 497
54011010	Sewing thread of man-made flment of synthetic filaments, for put up retail sale	3	66	41	72
54011090	Sewing thread of man-made flment of synthetic filaments, not for put up retail sale	73 816	168 800	558 651	1 414 742
54012010	Sewing thread of man-made flment of artificial filaments, for put up retail sale	8 648	9 457	39 372	48 505
54012090	Sewing thread of man-made flment of artificial filaments, not for put up retail sale	293	2 230	15 894	64 254
54021900	Synthtatic filament yarn oth than sewing High tenacity yarn of nylon/oth polyamides won textured, other than aramids	1 031 153	3 819 852	3 653 280	12 380 640
54022000	Synthtatic filament yarn oth than sewing High tenacity yarn of polyesters won textured	2 010 810	6 263 851	2 661 441	8 171 021
54023100	Textured yarn of nylon/other polyamides measuring single yarn <= 50 tex	234 359	470 562	743 459	1 481 227
54023300	Textured yarn of polyesters	6 538 644	17 947 898	10 414 596	27 031 311
54023400	Textured yarn of polypropylene synthetic filament	100	2 000	801	10 880
54024410	Yarn, single, untwisted or with a twist not exceeding 50 turns per metre, elastomeric of polyesters	6 384	6 384	97 233	97 233
54024490	Yarn,single,untwisted /with a twist not exceeding 50 turns per metre,elastomeric,other than polyester & polypropylene	56	386	60	1 380
54024500	Yarn,synth;filament/mono of nylon/oth polymides,single,untwist/twist <=50 turns per metre,no for retail,no sewing thread	733 127	1 744 122	2 395 640	5 935 835
54024600	Yarn,synth;filament/mono of polyester,partial oriented,single,untwist/twist<=50 turn per metre,not retail,not sew thread	955 142	3 358 052	1 229 326	3 979 633
54024700	Yarn,synthetic;filament/mono of polyesters,single,untwist/twist <=50 turns per metre,no for retail,no sewing thread	5 249 991	14 347 074	8 768 735	22 152 624

Tabel 3 : Ekspor Indonesia menurut Komoditi ( Kode HS 8 digit )

Maret 2021

Kode H S	Uraian golongan barang	Berat bersih (Kg)		Nilai F.O.B. ( U S \$ )	
		Bulan ini	Kumulatif	Bulan ini	Kumulatif
(1)	(2)	(3)	(4)	(5)	(6)
54024800	Yarn,synthetic;filament/mono of polypropylene,single,untwist/twist <=50 turns per metre,no for retail,no sewing thread	6 401	13 101	23 534	47 124
54024900	Yarn,synthetic;filament/mono,single, untwist/twist<=50 turn per metre,nec.in heading 5402,not retail, not sew thread	-	320	-	2 086
54025100	Yarn,synthetic; filament/mono, of nylon/oth polyamides, single, twisted>50 turns per metre, not retail, not sewing thread	6 487	14 845	52 432	102 795
54025200	Yarn,synthetic; filament/mono, of polyesters, single, twisted>50 turns per metre, not retail, not sewing thread	128 258	217 750	286 039	473 085
54025300	Yarn,synthetic; filament/mono, of polypropylene, single, twisted>50 turns per metre, not retail, not sewing thread	21 947	21 947	55 525	55 525
54026100	Yarn,synth;filament/mono,of nylon/oth polyamide(not high tenacity/texture), multiple(fold)/cable,no retail,not sew thread	213 388	527 637	1 452 736	3 544 959
54026200	Yarn,synth;filament/mono, of polyesters(not high tenacity/texture), multiple(fold)/cabled,not retail,not sew thread	324 925	926 177	1 004 492	2 748 705
54026300	Yarn,synth;filament/mono, of polypropylene(not high tenacity/texture), multiple(fold)/cabled,not retail,not sew thread	231	771	658	1 907
54026900	Yarn,synth;filament/mono, high tenacity/textured, multiple(folded)/cabled, nec.in heading 5402,not retail,not sew thread	-	435	-	2 788
54033910	Artificial filament yarn, other than high tenacity, single, n.e.c. 5403.31 to 5403.33, textured yarn	-	110	-	4 668
54034110	Artificial filament yarn, other than high tenacity, multiple (folded) or cabled, of viscose rayon, textured yarn	149	607	987	2 736
54034990	Artificial filament yarn, other than high tenacity, multiple(folded)/cabled,n.e.c. 5403.41 to 5403.42, oth textured yarn	75	233	552	1 927
54041900	Synthetic monofilament of >=67 decitex, dimension >1mm, width <=5mm, other than elastomeric or polypropylene	113 171	231 825	252 413	540 765
54049000	Synthetic filament of >=67 decitex, dimension >1mm, strip and the like width <=5mm	55 988	171 883	427 423	1 158 637
54060000	Man-made filament yarn (other than sewing thread), put up for retail sale	-	1 008	-	5 266
54071021	Woven fabrics obtained high tenacity yarn of nylon/oth polyamides/polyesters, tyre fabrics, conveyor duck, unbleached	34	108	280	906
54071029	Woven fabrics obtained high tenacity yarn of nylon/oth polyamides/polyesters, tyre fabrics,conveyor duck, bleached	5 540	37 550	338 851	1 246 956
54071091	Woven fabrics obtained high tenacity yarn of nylon/oth polyamides/polyesters, oth tyre fabrics&conveyor duck,unbleached	432	11 761	4 970	116 427
54071099	Woven fabrics obtained high tenacity yarn of nylon/oth polyamides/polyesters, oth tyre fabrics&conveyor duck, bleached	629 450	1 781 027	4 906 764	14 237 052
54072000	Woven fabrics of synt filament yarn woven fabrics obtained from strip/thelike	1 011 409	2 334 344	1 543 953	3 493 396
54074190	Woven fabric cont ?85% of nylon/oth polyamide o.t mesh fabric of untwisted yarn use as reinforce material for tarpaulin	13	20 907	160	22 377
54074200	Woven fabrics of synthetic filament yarn from nylon containing >=85%, dyed	43	2 135	1 027	6 639
54074400	Woven fabrics of synthetic filament yarn from nylon containing >=85%, printed	3	2 973	1	20 609
54075100	Woven fabrics of synthetic filament yarn from polyester containing >=85%, unbleached or not	27 868	98 697	112 838	372 291
54075200	Woven fabrics of synthetic filament yarn from polyester containing >=85%, dyed	666 974	1 641 681	4 923 472	11 813 260
54075300	Woven fabrics of synthetic filament yarn from polyester containing >=85%, of yarn of different colours	5 929	20 831	26 403	88 781
54075400	Woven fabrics of synthetic filament yarn from polyester containing >=85%, printed	188 449	493 352	1 751 932	4 481 429



Tabel 3 : Ekspor Indonesia menurut Komoditi ( Kode HS 8 digit )

Maret 2021

Kode H S	Uraian golongan barang	Berat bersih (Kg)		Nilai F.O.B. ( U S \$ )	
		Bulan ini	Kumulatif	Bulan ini	Kumulatif
(1)	(2)	(3)	(4)	(5)	(6)
54076110	Woven fabrics, containing >=85% of by weight of non textured polyester filament, unbleached or bleached	93 496	314 253	845 665	2 727 636
54076190	Woven fabrics, containing >=85% of by weight of non textured polyester filament, other than unbleached or bleached	719 425	2 196 898	5 938 783	17 617 133
54076910	Woven fabrics containing ?85% polyester filament,containing <85 % nontexture polyester filament, unbleached or bleached	19 587	65 874	89 791	311 198
54076990	Woven fabrics containing ?85% polyester filament,containing <85 % nontexture polyester filament,o.t unbleached/bleached	45 069	93 857	252 125	587 960
54077100	Woven fabric, containing>=85% by weight of synthetic filament(excl nylon/other polyamide&polyester), unbleached/bleached	576 104	1 248 848	934 622	2 135 828
54077200	Woven fabric, containing>=85% by weight of synthetic filament(excluding nylon/other polyamide&polyester), dyed	88 913	252 463	799 301	2 150 534
54077300	Wvn fabric,contain>=85% by weight of synthetic filament(excl nylon/other polyamide&polyester), yarns of different colour	668 225	2 053 310	4 136 285	12 706 755
54077400	Woven fabric, containing>=85% by weight of synthetic filament(excluding nylon/other polyamide&polyester), printed	110 046	235 366	442 984	923 538
54078100	Wvn fabric,of synth filament yarn,contain<85% by weight of synth filament,mix mainly/solely with cotton,bleach/unbleach	510	9 101	2 829	53 349
54078200	Woven fabric,of synthetic filament yarn,contain<85% by weight of synthetic filament,mix mainly/solely with cotton, dyed	-	63	-	569
54078300	Wvn fabric,of synth filament yarn,contain<85% by weight of synth filament,mix mainly/solely w/cotton,yarn of diff colour	2 548	7 456	12 747	38 104
54078400	Wvn fabric,of synthetic filament yarn,contain<85% by weight of synthetic filament,mix mainly/solely with cotton, printed	-	157	-	2 508
54079100	Woven fabrics of synthetic filament yarn, bleached or unbleached, n.e.c. in heading no. 5407	81 041	395 283	311 706	1 569 498
54079300	Woven fabrics of synthetic filament yarn, of yarns of different colours, n.e.c. in heading no. 5407	27 552	70 030	98 021	257 231
54079400	Woven fabrics of synthetic filament yarn, printed, n.e.c. in heading no. 5407	2 749	8 176	41 709	118 483
54081090	Woven fabrics of viscose rayon, high tenacity, artificial filament yarn, other than unbleached	82 929	267 691	740 679	2 375 703
54082100	Woven fabric of artificial filament yarn, contain>=85% by weight of artificial filament, strip/the like,bleach/unbleach	16 484	52 489	146 154	433 585
54082200	Woven fabrics of artificial filament yarn, containing >=85% by weight of artificial filament, strip or the like, dyed	27 475	60 313	130 780	294 596
54082300	Woven fabrics containing 85% or more by weight of artificial filament, strip or the like, of yarns of different colours	113	257	179	368
54082400	Woven fabrics of artificial filament yarn, containing >=85% by weight of artificial filament, strip or the like, printed	37	44	3 213	3 592
54083100	Woven fabrics; of artificial filament yarn, of artificial monofilament, strip and the like, unbleached or bleached	4 560	66 958	42 407	155 665
54083200	Woven fabrics; of artificial filament yarn, of artificial monofilament, strip and the like, dyed	-	4 819	-	60 751
54083400	Woven fabrics; of artificial filament yarn, of artificial monofilament, strip and the like, printed	341	3 634	2 907	46 629
55012000	Fibres; synthetic filament tow, of polyesters	844	5 093	23 691	53 877
55013000	Fibres; synthetic filament tow, acrylic or modacrylic	5	10	11	24
55014000	Fibres; synthetic filament tow, of polypropylene	2	2	25	25
55021000	Fibres; artificial filament tow of cellulose acetate	11 025	85 977	49 432	410 642
55029000	Fibres; artificial filament tow, other than cellulose acetate	28 157	28 157	161 352	161 352
55032000	Synthetic staple fibres, of polyesters, not carded, combed or otherwise processed for spinning	21 171 320	57 470 312	21 537 694	55 331 657
55033000	Synthetic staple fibres, acrylic or modacrylic, not carded, combed or otherwise processed for spinning	-	144 000	-	168 120
55039090	Synthetic staple fibres, not carded, combed or otherwise processed for spinning, other than of polyvinyl alcohol	963 603	2 305 337	1 568 200	3 702 551
55041000	Artificial staple fibres, of viscose, not carded, combed or otherwise processed for spinning	35 895 516	94 637 057	65 372 115	154 439 463
55049000	Artificial staple fibres, other than of viscose, not carded, combed or otherwise processed for spinning	50	199	5 835	8 064

Tabel 3 : Ekspor Indonesia menurut Komoditi ( Kode HS 8 digit )

Maret 2021

Kode H S	Uraian golongan barang	Berat bersih (Kg)		Nilai F.O.B. ( U S \$ )	
		Bulan ini	Kumulatif	Bulan ini	Kumulatif
(1)	(2)	(3)	(4)	(5)	(6)
55051000	Fibres; waste (including noils, yarn waste and garnetted stock), of synthetic fibres	386 124	751 910	366 874	740 443
55061000	Fibres; synthetic staple fibres, of nylon or other polyamides, carded, combed or otherwise processed for spinning	82	167	6 878	8 689
55062000	Fibres; synthetic staple fibres, of polyesters, carded, combed or otherwise processed for spinning	-	18	-	185
55063000	Fibres; synthetic staple fibres, acrylic or modacrylic, carded, combed or otherwise processed for spinning	35 741	79 244	63 387	99 765
55069000	Fibres; synthetic staple fibres, n.e.c. in heading no. 5506, carded, combed or otherwise processed for spinning	640	640	4 250	4 250
55081010	Sewing thread; of synthetic staple fibres, put up for retail sale	36 637	150 748	98 942	382 718
55081090	Sewing thread; of synthetic staple fibres, not put up for retail sale	150 936	468 233	604 494	1 816 328
55082090	Sewing thread; of artificial staple fibres, not put up for retail sale	-	13	-	15
55091200	Multiple(fold)/cabled yarn contain >=85 % by weight of staple fibre of nylon/other polyamide, not put up for retail sale	6 792	6 792	34 570	34 570
55092100	Single yarn containing 85 % or more by weight of polyester staple fibres, not put up for retail sale	11 280 865	36 275 847	20 660 487	61 400 137
55092200	Multiple(folded) or cabled yarn containing 85 % or more by weight of polyester staple fibres, not put up for retail sale	2 816 873	7 168 690	6 014 845	14 866 349
55093100	Single yarn containing 85 % or more by weight of acrylic or modacrylic staple fibres, not put up for retail sale	287 390	765 421	1 258 143	2 989 085
55093200	Multiple (folded)/cabled yarn contain >=85% by weight of acrylic or modacrylic staple fibres, not put up for retail sale	2 155 516	5 923 484	7 280 107	18 651 090
55094100	Single yarn, cont. 85% or more by weight of synthetic staple fibres, not put up for retail sale	1	4 910	1	39 930
55094200	Multiple/folded or cabled yarn, cont. 85% or more by weight of synthetic staple fibres, not put up for retail sale	158	2 150	2 753	9 926
55095100	Yarn; of polyester staple fibres, mixed mainly or solely with artificial staple fibres, not put up for retail sale	5 070 574	14 848 877	10 657 662	28 899 976
55095300	Yarn; of polyester staple fibres, mixed mainly or solely with cotton, not put up for retail sale	6 276 475	17 431 134	14 399 076	38 103 430
55095900	Yarn; of polyester staple fibres, mixed mainly/solely with fibres n.e.c. in item no. 5509.5, not put up for retail sale	57 778	81 537	103 227	154 941
55096100	Yarn; of acrylic/modacrylic staple fibres, mixed mainly/solely with wool/fine animal hair, not put up for retail sale	119 416	239 111	797 292	1 463 890
55096200	Yarn; of acrylic/modacrylic staple fibres, mixed mainly/solely with cotton, not put up for retail sale	34 400	115 847	141 177	490 905
55096900	Yarn; of acrylic/modacrylic staple fibres, mixed mainly/solely with fibres n.e.c. in item no.5509.6, not for retail sale	174 611	534 012	948 917	2 687 063
55099200	Yarn; of synthetic staple fibres, mixed mainly or solely with cotton, not put up for retail sale	6 165	13 309	37 805	81 718
55101100	Single yarn, containing >=85% by weight of artificial staple fibres, not put up for retail sale	12 084 087	34 303 916	31 823 222	82 758 417
55101200	Multiple (folded) or cabled yarn, containing >=85% by weight of artificial staple fibres, not put up for retail sale	428 602	2 064 778	1 302 522	5 512 327
55103000	Yarn; (not sewing thread), of artificial staple fibres, mixed mainly or solely with cotton, not put up for retail sale	68 165	191 788	181 752	564 886
55109000	Yarn (other than sewing thread) of artificial staple fibres, not put up for retail sale, other yarn	95 548	270 325	315 170	798 795
55111010	Yarn(not sew thread),synthetic staple fibre,cont>=85%by weight such fibre,knitting yarn,crochet thread&embroidery thread	40	42	120	149
55112010	Yarn(not sew thread),synthetic staple fibre,cont<85%by weight such fibre,knitting yarn,crochet thread&embroidery thread	-	739	-	9 950
55112090	Synthetic staple fibres,containing< 85 % by weight of such fibres,oth thn knitting yarn,crochet thread&embroidery thread	45 662	91 234	57 844	113 061
55113000	Yarn; (not sewing thread), of artificial staple fibres, put up for retail sale	1 876	6 653	15 084	53 027
55121100	Woven fabrics; of synthetic staple fibres, containing >=85% by weight of polyester staple fibres, unbleached or bleached	95 899	345 843	304 576	1 007 759

Tabel 3 : Ekspor Indonesia menurut Komoditi ( Kode HS 8 digit )

Maret 2021

Kode H S	Uraian golongan barang	Berat bersih (Kg)		Nilai F.O.B. ( U S \$ )	
		Bulan ini	Kumulatif	Bulan ini	Kumulatif
(1)	(2)	(3)	(4)	(5)	(6)
55121900	Woven fabrics; of synthetic staple fibres, containing>=85% by weight of polyester staple fibres, oth unbleached/bleached	22 237	32 516	132 440	189 288
55122900	Woven fabrics;of synthetic staple fibre,contain>=85%by weight of acrylic/modacrylic staple fibre,oth unbleached/bleached	641	2 824	6 233	27 460
55129100	Woven fabrics;synthetic staple fibre,contain>=85%by weight oth polyester,akrilik/modakrilik saples fibre,unbleach/bleach	-	1 263	-	40 060
55129900	Woven fabric;synth staple fibres,contain>=85%by weight oth polyester,akrilik/modakrilik saples fibre,oth unbleach/bleach	376	728	23 604	46 398
55131100	Wvn fabric;plain weave,polyest staple fibre,cont<85% by weight fibre,mix mainly/solely cotton,w<=170g/m2,unbleach/bleach	1 100 696	3 045 214	4 472 265	12 279 155
55131200	Woven fabric;plain weave,polyester staple fibre,unbleach/bleach, 3or4-thread twill,incl cross twill,polyest staple fibre	61 494	222 008	391 861	1 402 494
55131300	Woven fabric;polyester staple fibre,contain<85% by weight fibre,mix mainly/solely with cotton,w<=170g/m2,unbleach/bleach	16 757	52 814	137 060	382 445
55131900	Wvn fabric;cont<85% by weight synth staple fibre(oth polyester),mix mainly/solely with cotton,w<=170g/m2,unbleach/bleach	-	4	-	13
55132100	Woven fabric;plain weave,dyed,contain<85% by weight of polyester staple fibre,mixed mainly/solely with cotton,w<=170g/m2	57 201	202 938	486 298	1 606 070
55132300	Woven fabric; dyed, contain<85% by weight of polyester staple fibres, mixed mainly/solely with cotton, <=170g/m2	2 236	6 410	16 443	54 536
55132900	Woven fabric;died,contain<85% by weight of synthetic staple fibres(oth polyester),mix mainly/solely w cotton,<=170g/m2	-	52 973	-	322 818
55133900	Wvn fabric;yarn of diff colour,cont<85% of synth staple fibre(oth polyest,plain weave),mix mainly/solely cott,w<=170g/m2	106	106	1 221	1 221
55134900	Woven fabric;print,contain<85% by weight synth staple fibre(oth polyest,plain weave),mix mainly/solely cotton,w<=170g/m2	1 598	3 571	26 635	66 511
55141100	Woven fabric;plain weave,unbleach/bleach,contain<85% by weight polyest staple fibre,mix mainly/solely cotton,w<=170g/m2	80 777	200 245	237 080	636 131
55141200	Wvn fabric;3or4-thread twill,incl cross twill,bleach/not,cont<85%of poly staple fibre,mix mainly/solely cot,w>170g/m2	203 117	692 858	966 702	3 268 437
55141900	Woven fabric;bleached/not, cont<85% of synthetic staple fibres ot polyester, mixed mainly/solely with cotton, >170g/m2	-	108 129	-	147 256
55142100	Woven fabric;plain weave,dyed,contain<85% by weight of polyester staple fibre,mixed mainly/solely with cotton,<170g/m2	3 892	4 175	37 002	39 626
55142200	Wvn fabric;3-/4-thread twill,incl cross twill,dyed,contain<85% polyester staple fibre,mix mainly/solely w cott,>=170g/m2	150 906	247 463	1 037 040	1 668 805
55142300	Woven fabric;died,contain<85% by weight polyester staple fibre,mix mainly/solely w cotton,>170g/m2,n.e.c in head no 5514	2	2	140	140
55142900	Woven fabric;died,contain<85% by weight of synthetic staple fibres(oth polyester),mix mainly/solely w cotton,>170g/m2	0	2 768	2	17 126
55144900	Fabrics,woven;printed,contain<85% by weight of synthetic staple fibre(oth polyester),mix mainly/solely w cotton,>170g/m2	753	14 103	630	5 759
55151100	Fabrics, woven, mixed mainly or solely with viscose rayon staple fibres of polyester staple fibres	311 595	988 505	1 748 307	5 357 969
55151200	Fabric, woven, mixed mainly or solely with manmade filaments of polyester staple fibres	486 471	1 565 745	2 375 088	7 136 631
55151300	Fabric, woven, mixed mainly or solely with wool or fine animal hair of polyester staple fibres	1	6	32	208
55151900	Fabrics, woven; of polyester staple fibres nec in chapter 55, mixed mainly or solely with fibres nec in item no. 5515.1	12 656	51 181	73 359	280 355

Tabel 3 : Ekspor Indonesia menurut Komoditi ( Kode HS 8 digit )

Maret 2021

Kode H S	Uraian golongan barang	Berat bersih (Kg)		Nilai F.O.B. ( U S \$ )	
		Bulan ini	Kumulatif	Bulan ini	Kumulatif
(1)	(2)	(3)	(4)	(5)	(6)
55159910	Fabrics, woven; of synthetic staple fibres n.e.c. in chapter 55, mixed mainly or solely with wool or fine animal hair	1	1	27	27
55159990	Fabrics, woven; of synthetic staple fibres n.e.c. in chapter 55, other than 5515.99.10	519	2 340	7 492	27 290
55161100	Fabrics, woven; unbleached or bleached, containing 85% or more by weight of artificial staple fibres	367 075	973 542	1 670 002	4 394 309
55161200	Fabrics, woven; dyed, containing 85% or more by weight of artificial staple fibres	37 801	102 030	174 906	491 096
55161300	Fabrics, woven; of yarns of different colours, containing 85% or more by weight of artificial staple fibres	387	3 100	4 716	32 823
55161400	Fabrics, woven; printed, containing 85% or more by weight of artificial staple fibres	12 957	15 689	109 066	152 228
55162100	Fabrics,woven,unbleached/bleached,contain < 85% by weight artificial staple fibres,mix mainly/solely w/manmade filaments	33 472	121 602	153 020	555 940
55162200	Fabrics, woven; dyed, containing <85% by weight of artificial staple fibres, mixed mainly/solely with man-made filaments	-	14 012	-	27 868
55162300	Fabrics, wvn; of yarns of different colour,cont<85% of artificial staple fibre, mix mainly/solely with man-made filament	-	6 392	-	43 111
55162400	Fabrics, woven; printed, containing <85% of artificial staple fibres, mixed mainly or solely with man-made filaments	-	3	-	68
55164100	Fabrics, woven; unbleached/bleached, containing <85% of artificial staple fibres, mixed mainly or solely with cotton	3 534	10 248	56 592	164 651
55169100	Fabrics, woven; unbleached or bleached, of artificial staple fibres, n.e.c. in heading no. 5516	10 452	20 971	50 177	102 231
55169200	Fabrics, woven; dyed, of artificial staple fibres, n.e.c. in heading no. 5516	-	1 131	-	16 344
55169400	Fabrics, woven; printed, of artificial staple fibres, n.e.c. in heading no. 5516	-	89	-	1 271
56012100	Wadding, other articles thereof, of cotton	10	22 283	120	67 260
56012210	Wadding of textile materials and articles thereof ,of manmade fibres, wrapped cigarette tow	23 600	71 704	137 678	440 447
56012290	Wadding of textile materials and articles thereof ,of manmade fibres,oth thn wrapped cigarette tow	245 186	627 457	2 464 368	6 478 479
56012900	Wadding, other articles thereof, other than of cotton or man-made fibres	850	850	663	663
56013010	Wadding, textile flock and dust and mill neps, polyamide fibre flock	287 079	696 943	516 165	1 233 028
56021000	Needleloom felt and stitch-bonded fibre fabrics, impregnated, coated,covered or laminated	87 556	273 103	309 451	1 000 486
56022100	Felt of wool or fine animal hair, not impregnated, coated, covered nor laminated	-	28	-	1 435
56022900	Felt of textile materials other than of wool or fine animal hair, not impregnated, coated, covered nor laminated	-	535	-	404
56029000	Felt, impregnated, coated,covered or laminated (excluding needleloom felt and stitch-bonded fibre fabrics)	49 771	117 237	104 160	256 715
56031100	Nonwovens, won impregnated, coated,covered or laminated, of man-made filaments, (weighing not more than 25g/m2)	406 043	1 126 606	968 411	2 599 879
56031200	Nonwovens, won impregnated,coated,covered/laminated,of man-made filaments,(weighing > 25g/m2 but not < 70g/m2)	1 106 598	2 623 001	3 581 987	8 857 267
56031300	Nonwovens, won impregnated,coated,covered/laminated, of man-made filaments, (weighing >70g/m2 but not < 150g/m2)	78 964	230 668	215 945	591 172
56031400	Nonwovens, whether or not impregnated, coated,covered or laminated, of man-made filaments, (weighing more than 150g/m2)	54 751	97 859	198 464	347 505
56039100	Nonwovens, won impregnated,coated,covered/laminated, not of man-made filaments, (weighing not more than 25g/m2)	143 867	548 859	555 644	2 082 890
56039200	Nonwovens, won impregnated, coated, covered/laminated, not of man-made filaments, (weighing > 25g/m2 but < 70g/m2)	896 994	2 328 921	2 397 684	6 247 405
56039300	Nonwovens, won impregnated, coated, covered or laminated, not of man-made filaments, (weighing > 70g/m2 but < 150g/m2)	1 695	5 194	7 478	42 095

Tabel 3 : Ekspor Indonesia menurut Komoditi ( Kode HS 8 digit )

Maret 2021

Kode H S	Uraian golongan barang	Berat bersih (Kg)		Nilai F.O.B. ( U S \$ )	
		Bulan ini	Kumulatif	Bulan ini	Kumulatif
(1)	(2)	(3)	(4)	(5)	(6)
56039400	Nonwovens, won impregnated, coated, covered or laminated, not of man-made filaments, (weighing more than 150g/m2)	89 472	261 194	378 157	1 129 963
56041000	Rubber thread and cord, textile covered	28 514	29 440	78 319	84 341
56049030	High tenacity yarn of polyesters, of nylon/oth polyamides/of viscose rayon oth thn rubber thread&cord,textile covered	1 813	4 110	65 410	172 934
56049090	Rubber thread&cord,textile covered, textile yarn&strip&the like of heading 54.04/54.05 other than 5604.10.00- 5604.10.30	3 976	11 932	32 997	112 730
56050000	Metallised yarn,whether/not gimped,being textl yarn/strip like head 5404/5405, combine w/metal in the form	1 200	8 785	53 178	162 004
56060000	Yarn&strip&like head 5404/5405,gimped(oth head 5605&horsehair yarn);chenille yarn(inc flock chenille yarn);loop waleyarn	9 956	49 727	53 110	190 338
56072100	Twine,ábinderáor baler twine, of sisal or other textile fibres of the genus agave	1	1	30	30
56072900	Twine/cordage/rope/cable;sisal/oth textile fibre genus agave,won plait,braid/rubber/plastic impregnate,coat,cover/sheath	80 164	205 412	218 621	583 732
56074100	Twine,ábinderáor baler twine, of polyethylene or polypropylene	27	357	6	2 134
56074900	Twine,cordage,rope,cable;poly-ethylene/propylene(ex binder/baler twine),won plait,braid/rubber/plastic impregnate,coat	131 674	377 075	327 200	1 011 765
56075010	V-belt cord,man-made fibre w/resorcinol formaldehyde;poly-amide/tetrafluoro-ethylene yarn>10,000decitex,seal pump, valve	23 959	58 479	225 658	543 675
56075090	Twine,cordage,rope&cable of synthetic fibre,won plaited/braided/impregnate,cover/sheath w/rubber/plastic,o.t HS 56075010	20 968	54 183	154 847	395 113
56079010	Twine,cordage,ropes,cables,oth head no. 5607,won plaited, braided/impregnated w/rubber/plastics,of artificial fibres	-	5 701	-	6 484
56079021	Twine, cordage, ropes, cables, of Abaca (Manila hemp or Musa textilis Nee)	471	742	10 267	17 582
56079090	Twine, cordage, ropes, cables, other than of jute/oth textile bast fibres of head 53.03	16 930	90 537	29 139	140 166
56081100	Twine, cordage or rope; fishing nets, made up, of man made textile materials	200 345	562 951	1 382 949	3 956 381
56081920	Twine, cordage or rope, knotted netting, for other than fishing, of man-made textile materials, Net bags	76	196	262	312
56081990	Twine, cordage or rope, knotted netting, for other than fishing, of man-made textile materials, other than net bags	24 125	37 301	69 083	119 489
56089090	Twine, cordage or rope, knotted netting, for other than fishing, oth than man-made textile materials, oth than net bags	106	198	454	601
56090000	Yarn; articles of yarn, strip or the like of heading no. 5404 and 5405, twine, cordage, rope or cables nec or included	116 740	304 052	327 936	1 075 385
57011010	Prayer rugs made of wool or fine animal hair, knotted, whether or not made up	-	111	-	334
57011090	Carpets&other textile floor covering, knotted, whether or not made up, of wool/fine animal hair, other than prayer rugs	868	2 765	20 590	54 408
57019011	Prayer rugs made of cotton, knotted, whether or not made up	159	294	1 189	2 035
57019019	Carpets and other textile floor covering, knotted, whether or not made up, of cotton, other than prayer rugs	528	2 299	6 964	13 597
57019099	Carpet&oth textile floor covering, knotted,won made up,o.t of wool/fine animal hair/cotton/jute fibre, o.t prayer rugs	10	545	175	3 038
57021000	Carpets and other textile floor coverings,Kelem, Schumacks, Karamanie and similar handwoven rugs	14 080	14 080	20 480	20 480
57023100	Carpets/oth textile floor coverings; woven/not tufted/flocked,of pile construction, not made up of wool/fine animal hair	1	1	173	173
57023910	Carpets/oth textile floor covering; woven/not tuft/flocked,of pile construction,not made up of cotton	2	2	8	8
57023920	Carpets/oth textile floor covering; woven/not tuft/flocked,of pile construction,not made up of jute fibres	-	112	-	1 281

Tabel 3 : Ekspor Indonesia menurut Komoditi ( Kode HS 8 digit )

Maret 2021

Kode H S	Uraian golongan barang	Berat bersih (Kg)		Nilai F.O.B. ( U S \$ )	
		Bulan ini	Kumulatif	Bulan ini	Kumulatif
(1)	(2)	(3)	(4)	(5)	(6)
57023990	Carpet/oth textile floor covering; woven/not tufted/flock,of pile construction,not made up,o.t HS 5702.31.00-5702.39.20	10 435	10 959	19 056	23 683
57024110	Prayer rugs of pile construction, woven/not tufted/flocked, made up of wool or fine animal hair	-	70	-	220
57024210	Prayer rugs of pile construction, woven/not tufted/flocked, made up of man-made textile materials	7 600	23 101	7 200	48 653
57024290	Carpets&other textile floor coverings of pile construction,woven,made up of man-made textile material,o.t prayer rugs	717 776	2 010 901	1 843 172	4 993 345
57024919	Carpets&other textile floor coverings of pile construction,woven/not tufted/flocked,made up of cotton,o.t prayer rugs	-	56	-	1 631
57024999	Carpet&textile floor cover,pile construct,woven,made up of o.t wool&fine animal hair/man-made/cotton/jute,o.t prayer rug	530	530	23	23
57025010	Carpets and other textile floor coverings, woven/not tufted/flocked,not of pile construction, not made up of cotton	39	39	50	50
57025090	Carpets & other textile floor coverings,woven,not of pile construction,not made up, other than of cotton and jute fibres	60	298	3 672	9 379
57029210	Prayer rugs, woven/not tufted/flocked, made of man-made textile materials, not of pile construction, made up	9	10	149	150
57029290	Carpet&oth textile floor coverings,woven,of man-made textile materials ,not of pile construction,made up, o.t prayer rug	417	810	4 823	9 720
57029919	Carpets&other textile floor coverings,woven/not tufted/flocked,of cotton,not of pile construction,made up,o.t prayer rug	-	2	-	1
57029920	Carpets & other textile floor coverings,of jute fibres ,not of pile construction,made up	1 350	5 382	8 775	34 983
57029999	Carpets&oth textile floor coverings,woven,o.t cotton&jute fibres ,not of pile construction,made up,other than prayer rug	3	19	28	227
57031010	Floor mats of a kind used for motor vehicles of heading 87.02, 87.03 or 87.04 of wool or fine animal hair, tufted	-	136	-	240
57031020	Prayer rugs of wool or fine animal hair, tufted	-	1 518	-	26 400
57031030	Flooring carpets of a kind used for motor vehicles of headings 87.02, 87.03 or 87.04 of wool or fine animal hair, tufted	22	45	185	336
57031090	Carpets and oth textile floor coverings, tufted,won made up, from wool or fine animal hair other than HS 5703.10.10-30	32	253	95	1 891
57032010	Prayer rugs from nylon or other polyamides, tufted	-	1	-	32
57032090	Carpets and oth textile floor coverings, tufted, won made up of nylon or other polyamides other than prayer rugs	85 208	244 659	309 055	1 019 990
57033010	Prayer rugs from other man-made textile materials, tufted	33 015	85 674	126 395	329 515
57033090	Carpets and other textile floor coverings, tufted, won made up, not prayer rugs of other man-made textile materials	523 494	1 236 175	1 277 044	3 280 542
57039019	Carpets and other textile floor coverings, tufted, whether or not made up, of cotton, other than prayer rugs	60	60	53	53
57039091	Floor mats of a kind used for motor vehicles of heading 87.02, 87.03 or 87.04,not made of cotton or jute fibres,tufted	-	4	-	19
57039093	Flooring carpets,used for motor vehicles of headings 87.02, 87.03 or 87.04 are not made of cott or jute fibres, tufted	641	3 057	4 780	21 516
57039099	Carpets&other textile floor coverings,tufted,won made up, not of cotton&jute fibres,o.t HS 5703.90.91-5703.90.93	14 268	26 384	14 640	32 309
57049000	Tiles, having a minimum surface area exceeding 1 m2, of felt, not tufted or flocked, whether or not made up	30 738	60 505	56 095	124 709
57050011	Prayer rugs from cotton, other than heading 5701-5704	20 066	42 234	109 998	230 095
57050019	Carpets and other textile floor coverings, other than heading 5701-5704,whether or not made up, of cotton,o.t prayer rug	2 964	7 251	1 190	9 427
57050029	Carpets and other textile floor coverings, other than heading 5701-5704, of jute fibres, other than HS 5705.00.21	7 243	24 361	41 038	137 947
57050091	Prayer rugs, other than heading 5701-5704, other than of cotton or jute fibres	532	719	3 295	5 569
57050092	Nonwoven floor coverings, other than heading 5701-5704, used for motor vehicles of heading 8702, 8703 or 8704	71 949	215 216	740 491	1 979 896

Tabel 3 : Ekspor Indonesia menurut Komoditi ( Kode HS 8 digit )

Maret 2021

Kode H S	Uraian golongan barang	Berat bersih (Kg)		Nilai F.O.B. ( U S \$ )	
		Bulan ini	Kumulatif	Bulan ini	Kumulatif
(1)	(2)	(3)	(4)	(5)	(6)
57050099	Carpet&other textile floor coverings, o.t heading 5701-5704, o.t of cotton&jute fibres, o.t HS 5705.00.91-5705.00.92	61 592	135 043	605 374	1 272 247
58012210	Woven pile fabrics, o.t heading 58.02/58.06,cut corduroy, impregnated, coated, covered or laminated, of cotton	-	1	-	15
58012290	Woven pile fabrics, o.t heading 58.02/58.06,cut corduroy,o.t impregnated, coated,covered/laminated, of cotton	137	537	16 972	41 805
58012790	Warp pile fabrics,woven, other than fabrics of heading 58.02/58.06,of cotton, o.t impregnated, coated,covered/laminated	10 318	10 357	71 359	71 939
58013710	Warp pile fabrics,woven, o.t fabrics of heading 58.02 or 58.06,of man-made fibres,impregnated, coated, covered/laminated	8 996	21 904	210 037	528 675
58013790	Warp pile fabrics,woven,o.t fabrics of heading 58.02/58.06,of man-made fibres, o.t impregnated, coated,covered/laminated	-	767	-	28 453
58019091	Woven pile&chenille fabrics,o.t head 58.02/58.06, impregnated,coat,cover,o.t of animal hair/cotton/man-made fibres/silk	1 350	2 270	330	638
58019099	Woven pile&chenille fabrics,o.t head 58.02/58.06,o.t impregnate,coat,cover,o.t of animal hair/cotton/man-made fibre/silk	2 412	3 359	47 326	48 228
58021900	Terry towelling and similar woven terry fabrics, other than narrow fabrics of heading 58.06 of cotton, bleached	176	565	2 805	9 897
58022090	Terry towelling&similar woven terry fabrics, o.t narrow fabrics of heading 58.06,o.t of cotton/wool/fine animal hair	1	1	221	302
58023020	Tufted textile fabrics woven,other than products of heading 57.03, made of cotton or man-made fibres	-	155	-	3 665
58023090	Tufted textile fabrics, other than heading 57.03, other than HS 5802.30.10-5802.30.30	180	180	1 174	1 174
58030010	Gauze, other than narrow fabrics of heading 58.06, made of cotton	2	9	148	281
58030090	Gauze, other than narrow fabrics of heading 58.06, other than made of cotton, man-made fibres, wool or fine animal hair	20 662	76 126	62 509	227 357
58041019	Tulles&other net fabrics, not including woven,knitted/crocheted fabrics,of silk,o.t impregnated,coated,covered/laminated	1	12	1 585	2 230
58041091	Tulles&other net fabrics, not including woven,knitted/crocheted fabrics, o.t of cotton/silk,impregnated,coated,covered	3	484	54	4 875
58041099	Tulles&other net fabrics,not including woven,knitted/crocheted fabrics,o.t of cotton/silk,o.t impregnated,coated,covered	3 924	25 646	38 648	185 615
58042190	Mechanically made lace,o.t fabrics of headings 60.02-60.06,of man-made fibres,o.t impregnated, coated, covered/laminated	18 546	66 083	180 314	654 885
58042990	Mechanically made lace,o.t fabrics of heading 60.02- 60.06, o.t man-made fibres,o.t impregnated,coated,covered/laminated	42	414	594	6 789
58043000	Hand-made lace, in the piece, in strips or motifs, other than fabrics of headings 60.02 to 60.06	-	113	-	1 991
58050010	Hand-woven tapestries of the type Gobelins, Flanders, Aubusson, Beauvais &needle-worked tapestries,won made up,of cotton	-	7	-	48
58061090	Woven pile fabrics (incl. terry towelling & similar terry fabrics)&chenille fabrics,o.t heading 58.07,o.t of silk/cotton	76	23 419	515	93 343
58062010	Sports tape of a kind used to wrap sports equipment grips, containing by weight >= 5% of elastomeric yarn/rubber thread	40 093	110 095	1 513 876	3 925 383
58062090	Narrow woven fabrics o.t heading 58.07, containing by weight ?5% of elastomeric yarn/rubber thread, o.t HS 5806.20.10	81 498	217 659	1 193 465	3 309 388
58063110	Narrow woven fabrics of cotton,o.t heading 58.07,suit for manufacture of inked ribbons for typewriters/similar machines	-	2	-	5
58063190	Narrow woven fabrics of cotton, o.t heading 58.07, other than HS 5806.31.10-5806.31.30	1 180	1 420	15 893	17 061
58063210	Narrow woven fabric, o.t heading 58.07,of man-made fibre,for manufac inked ribbon for typewriter;safety seat belt fabric	1	6	31	505

Tabel 3 : Ekspor Indonesia menurut Komoditi ( Kode HS 8 digit )

Maret 2021

Kode H S	Uraian golongan barang	Berat bersih (Kg)		Nilai F.O.B. ( U S \$ )	
		Bulan ini	Kumulatif	Bulan ini	Kumulatif
(1)	(2)	(3)	(4)	(5)	(6)
58063240	Narrow woven fabrics of man-made fibres, o.t heading 58.07, backing of a kind used for electrical insulating paper	5	5	5	5
58063250	Narrow woven fabric of man-made fibrec, other than heading 58.07,ribbon used for making slide fasteners & width ? 12 mm	25	25	733	733
58063290	Narrow woven fabrics of man-made fibres, other than heading 58.07, other than HS 5806.32.10-5806.32.50	16 276	42 020	147 000	423 969
58063910	Narrow woven fabrics of silk, o.t woven pile fabrics/cont.weight ?5% of elastomeric yarn/rubber thread,o.t heading 58.07	176	348	6 382	13 454
58063992	Narrow woven fabric o.t of cotton/man-made fibres/silk o.t heading 58.07,suit for manufac inked ribbon for typewriter	18	28	622	630
58063993	Narrow woven fabric o.t of cotton/manmade fibre/silk o.t heading 58.07,ribbon used for make slide fastener&width ? 12 mm	-	0	-	1
58063999	Narrow woven fabric other than of cotton/manmade fibre/silk,other than heading 58.07,other than HS 5806.39.91-5806.39.93	73 536	169 410	319 673	711 408
58064000	Fabrics consisting of warp without weft assembled by means of an adhesive (bolducs),other than heading 58.07	166	202	4 177	5 269
58071000	Labels,badges&similar articles of textile materials,in the piece,in strips or cut to shape or size,not embroidered,woven	4 705	10 696	59 508	172 535
58079010	Labels,badges & similar articles of textile materials,in the piece,in strips/cut to shape/size,not embroidered,non woven	0	2	5	36
58079090	Label,badge&similar articles ,in piece,in strips/cut to shape/size,not embroidered,other than woven & nonwoven fabrics	1 714	3 787	53 799	149 129
58081010	Braids in the piece, combined with rubber thread	45	63	19 048	19 252
58081090	Braids in the piece, other than combined with rubber thread	-	28	-	263
58089090	Ornamental trimming in piece,w/o embroidery,o.t knitted/crocheted;tassels,pompons&similar,o.t combined w/ rubber thread	544	5 654	1 497	13 355
58090000	Woven fabrics of metal thread&of metallised yarn heading 56.05,used in apparel,as furnishing fabrics/similar purpose,nes	-	40	-	596
58101000	Embroidery without visible ground, in the piece, in strips or in motifs	24	334	829	11 639
58109100	Embroidery; with visible ground, of cotton, in the piece, in strips or in motifs	107	7 955	2 811	71 902
58109200	Embroidery; with visible ground, of man-made fibres, in the piece, in strips or in motifs	1 737	15 711	46 870	313 135
58109900	Embroidery; with visible ground, other than cotton&man-made fibres, in the piece, in strips/in motifs	9 980	29 223	67 711	218 211
58110090	Quilt textile in piece, ?1 layer of textile assemble w/padding by stitch,o.t embroidery head 58.10, o.t wool/fine/coarse	218	497	2 148	5 207
59011000	Textile fabrics coated with gum or amyaceous substances, of a kind used for the outer covers of books or the like	15 966	37 602	67 092	139 187
59019010	Tracing cloth	-	55	-	966
59019020	Prepared painting canvas	578	1 287	7 767	14 852
59019090	Buckram and similar stiffened textile fabrics of a kind used for hat foundations.	3 192	5 338	35 993	60 154
59021019	Tyre cord fabric or high tenacity yarn of nylon/other polyamides,of chafer fabric,rubberised, other than of nylon-6 yarn	9 049	26 320	105 168	473 000
59021091	Tyre cord fabric of high tenacity yarn of nylon/other polyamides, other than chafer fabric, rubberised, of nylon-6 yarn	897 415	2 489 661	4 284 216	11 266 473
59021099	Tyre cord fabric of high tenacity yarn of nylon/other polyamides, o.t chafer fabric, rubberised, o.t of nylon-6 yarn	-	2 930	-	8 779
59022099	Tyre cord fabric of high tenacity yarn of polyester,other than of chafer fabric, rubberised,other than containing cotton	837 627	2 614 671	1 977 786	6 435 878
59031010	Textile fabrics impregnated, coated, covered/laminated with poly(vinyl chloride), other than heading 59.02, interlining	54 939	146 667	197 672	570 051



Tabel 3 : Ekspor Indonesia menurut Komoditi ( Kode HS 8 digit )

Maret 2021

Kode H S	Uraian golongan barang	Berat bersih (Kg)		Nilai F.O.B. ( U S \$ )	
		Bulan ini	Kumulatif	Bulan ini	Kumulatif
(1)	(2)	(3)	(4)	(5)	(6)
59031090	Textile fabrics impregnated, coated, covered/laminated with poly(vinyl chloride),o.t heading 59.02, o.t interlining	55 396	192 479	381 984	1 229 425
59032000	Textile fabrics impregnated, coated, covered or laminated with polyurethane, other than those of heading 59.02	67 006	401 232	645 316	3 959 013
59039010	Canvas-type fabrics impregnated, coated, covered or laminated with nylon or other polyamides, o.t those of heading 59.02	39	89	863	1 895
59039090	Textile fabrics impregnated, coated, covered/laminated with plastics, o.t heading 59.02, o.t HS 5903.10.10-5903.90.10	67 431	223 268	264 095	948 865
59050010	Textile wall coverings of wool or fine or coarse animal hair	5	5	33	33
59050090	Textile wall coverings of other than wool or fine or coarse animal hair	960	1 330	26 752	32 930
59061000	Rubberised textile fabrics, adhesive tape of a width not exceeding 20 cm, other than those of heading 59.02	213 081	675 861	751 674	2 346 400
59069100	Rubberised textile fabrics, knitted or crocheted, o.t adhesive tape of a width not exceeding 20 cm and o.t heading 59.02	-	426	-	2 222
59069990	Rubberised textile fabrics, o.t heading 59.02/adhesive tape of a width?20cm/knitted/crocheted/rubber sheeting for hospital	123 796	312 956	461 073	1 211 809
59070090	Painted canvas being theatrical scenery, studio back-cloths or the like	25	30	75	225
59080010	Wicks, incandescent gas mantles	-	460	-	1 516
59080090	Tubular knitted gas mantle fabric therefor, whether or not impregnated	14 061	63 557	59 862	244 377
59090010	Textile hosepiping and similar textile tubing, with/without lining, armour/accessories of other materials, fire hoses	10	781	25	1 268
59090090	Textile hosepiping & similar textile tubing, with/without lining, armour/accessories of other materials o.t fire hoses	-	7	-	5
59100000	Transm/conveyor belts,of text material,won impregnated,coat,covered/laminate w/plastics,reinforced w/metal/oth material	1	35	181	356
59111000	Textile fabrics,felt&felt-lined woven fabrics,coat/cover w/ rubber,leather/oth,used for card clothing& technic purpose	304	680	2 180	2 448
59112000	Bolting cloth, whether or not made up	3 962	12 437	263 627	862 563
59114000	Straining cloth of a kind used in oil presses or the like, including that of human hair	7 501	7 508	3 732	3 825
59119010	Textile products and articles, for technical uses, specified in Note 7 to this Chapter, gaskets and seals	0	80	2	5 192
59119090	Textile product&article,for technic use,specified in Note 7 this Chapter,o.t subheading 5911.10-5911.40,o.t gasket&seal	78 782	261 219	638 596	2 120 234
60011000	Long pile fabrics, knitted or crocheted	102 663	606 932	827 393	4 725 306
60012100	Looped pile fabrics of cotton, knitted or crocheted	21 587	39 072	195 224	387 828
60012200	Looped pile fabrics of man made fibres, knitted or crocheted	67 176	122 601	540 279	997 028
60012900	Looped pile fabrics of other than cotton and man-made fibres, knitted or crocheted	1 130	9 198	228	63 042
60019100	Pile fabrics, other than long pile fabrics and looped pile fabric, of cotton, knitted or crocheted	1	39	3	127
60019220	Pile fabrics of 100% polyester staple,width?63.5mm but?76.2mm,o.t long&looped pile,use in manufacture of paint rollers	73	162	190	1 017
60019290	Pile fabrics, o.t long&looped pile, of man-made fibre, knitted/crocheted, nec in sub heading 6001.92	38 125	69 342	182 638	363 649
60019919	Pile fabric o.t long&looped pile,o.t cotton/manmade fibre,unbleach,not mercerise,o.t cont elastomeric yarn/rubber thread	50 021	159 597	262 961	817 469
60019990	Pile fabric other than long&looped pile, other than of cotton/manmade fibre,other than unbleached/not mercerised	0	11 924	10	263 728
60024000	Knitted/crocheted fabrics width ?30 cm, containing by weight 5 % or more elastomeric yarn but not rubber thread	6	56	10	100
60029000	Knitted/crocheted fabrics width ? 30 cm, other than containing by weight 5%/more elastomeric yarn but not rubber thread	82 005	229 971	418 360	1 259 101
60032000	Knitted or crocheted fabrics of cotton,of a width not exceeding 30 cm, other than those of heading 60.01 or 60.02	-	3	-	8

Tabel 3 : Ekspor Indonesia menurut Komoditi ( Kode HS 8 digit )

Maret 2021

Kode H S	Uraian golongan barang	Berat bersih (Kg)		Nilai F.O.B. ( U S \$ )	
		Bulan ini	Kumulatif	Bulan ini	Kumulatif
(1)	(2)	(3)	(4)	(5)	(6)
60033000	Knitted/crocheted fabrics of synthetic fibres of a width not exceeding 30 cm, other than those of heading 60.01 or 60.02	72	175	1 343	4 582
60039000	Knitted or crocheted fabrics of a width not exceeding 30 cm, o.t heading 60.01 or 60.02, o.t subheading 6003.10-6003.40	-	41	-	303
60041010	Knitted/crocheted fabric of width > 30 cm, contain by weight 5%-20% of elastomeric yarn, not contain rubber thread, o.t 60.01	3 291	3 671	96 176	114 516
60041090	Knitted/crocheted fabric of width > 30 cm, o.t cont weight 5%-20% of elastomeric yarn, not cont rubber thread, o.t 60.01	310 623	992 306	1 802 963	4 394 826
60049000	Knitted/crocheted fabrics width > 30cm, contain weight ?5%of elastomeric yarn, contain rubber thread, o.t heading 60.01	87 976	209 024	709 400	1 847 031
60052100	Warp knit fabrics (include those made on galloon knitt machines), o.t headings 60.01-60.04 of cotton, unbleached/bleached	3 443	4 042	40 688	47 238
60052200	Warp knit fabrics (include those made on galloon knitting machines), other than headings 60.01-60.04, of cotton, dyed	5 746	10 289	30 828	89 521
60052300	Warp knit fabrics (include those made on galloon knit machines), o.t headings 60.01-60.04, of cotton yarns different colour	-	56	-	611
60053500	Warp knit fabrics specified in Subheading Note 1 to this Chapter, of synthetic fibres	-	0	-	1
60053610	Knitted swimwear fabrics of polyester & polybutylene terephthalate, polyester predominates by weight, unbleached/bleached	-	1	-	81
60053690	Warp knit fabric of synthetic fibre (incl made on galloon knit machine), o.t HS 6005.35.00-6005.36.10, unbleached/bleached	75 194	157 056	200 864	417 968
60053710	Knitted swimwear fabrics of polyester and polybutylene terephthalate in which polyester predominates by weight, dyed	47	47	484	484
60053790	Warp knit fabrics of synthetic fibres (include those made on galloon knit machines), o.t HS 6005.35.00-6005.37.10, dyed	22 657	48 954	219 213	337 591
60053890	Warp knit fabric of synthetic fibre (incl made on galloon knit machine), of differ color yarn, o.t HS 6005.35.00-6005.38.10	50 421	118 229	136 087	320 058
60053990	Warp knit fabrics of synthetic fibres (include made on galloon knit machine), o.t HS 6005.35.00-6005.39.10, printed	-	12	-	93
60059090	Warp knit fabrics (incl made on galloon knitt machines), o.t head 60.01-60.04, n.e.c. 60.05, o.t of wool/fine animal hair	13 280	33 569	65 762	171 443
60061000	Fabrics; knitted or crocheted fabrics, other than those of headings 60.01 to 60.05, of wool or fine animal hair	10	337	75	24 008
60062100	Fabrics; knitted or crocheted fabrics, other than those of headings 60.01 to 60.05, of cotton, unbleached or bleached	3 537	42 228	43 081	479 594
60062200	Fabrics; knitted or crocheted fabrics, other than those of headings 60.01 to 60.05, of cotton, dyed	339 170	944 835	1 576 085	5 107 716
60062300	Fabrics; knitted or crocheted fabrics, o.t those of headings 60.01 to 60.05, of cotton, of yarns of different colours	1	2 922	2	27 022
60062400	Fabrics; knitted or crocheted fabrics, other than those of headings 60.01 to 60.05, of cotton, printed	6 417	16 288	18 351	203 166
60063110	Nylon fibre mesh of a kind used as backing material for mosaic tiles, unbleached or bleached	278	1 079	2 242	13 271
60063120	Knitted or crocheted fabrics, elastic (combined with rubber threads) of synthetic fibres, unbleached or bleached	-	12	-	12
60063190	Knitted or crocheted fabrics of synthetic fibres, unbleached or bleached, other than nylon fibres mesh and elastic	179 284	607 450	798 242	2 545 841
60063210	Nylon fibre mesh of a kind used as backing material for mosaic tiles, dyed	-	4	-	108
60063220	Knitted or crocheted fabrics, elastic (combined with rubber threads) of synthetic fibres, dyed	10	10	117	117
60063290	Knitted or crocheted fabrics of synthetic fibres, dyed, other than nylon fibres mesh and elastic	80 726	259 819	707 781	2 012 441
60063390	Knitted/crocheted fabrics synthetic yarns of different colours, other than elastic (combined with rubber threads)	104 314	331 290	617 354	1 821 602
60063490	Knitted or crocheted fabrics, of synthetic yarn, other than elastic (combined with rubber threads) yarns, printed	161	162	3 832	3 886

Tabel 3 : Ekspor Indonesia menurut Komoditi ( Kode HS 8 digit )

Maret 2021

Kode H S	Uraian golongan barang	Berat bersih (Kg)		Nilai F.O.B. ( U S \$ )	
		Bulan ini	Kumulatif	Bulan ini	Kumulatif
(1)	(2)	(3)	(4)	(5)	(6)
60064290	Knitted or crocheted fabrics of artificial fibres, dyed, other than elastic (combined with rubber threads)	280	305	703	893
60064410	Knitted or crocheted fabrics of elastic (combined with rubber threads) artificial fibres, printed	-	1 194	-	6 439
60069000	Fabrics; knitted or crocheted fabrics, n.e.c. 60.01 to 60.06	76 744	407 709	504 710	2 089 408
61012000	Men/boys' over/car-coat,cape,wind-cheater/jacket & similar,knitted/crocheted,oth heading 61.03,of cotton	34 767	133 631	563 852	2 252 806
61013000	Men/boys' over/car-coat,cape,wind-cheater/jacket & similar,knitted/crocheted,oth heading 61.03,of man-made fibres	90 723	252 906	1 466 116	4 642 078
61019000	Men/boys' over/car-coat,cape,wind-cheater/jacket & similar,knitted/crocheted,oth heading 61.03,of oth textile material	29 864	72 190	1 008 442	2 503 918
61021000	Women/girl over/car-coat,cape,wind-cheater/jacket &similar,knitted/crocheted,oth heading 61.04,of wool/fine animal hair	6	2 736	20 532	72 431
61022000	Women/girl over/car-coat,cape,wind-cheater/jacket &similar,knitted/crocheted,oth heading 61.04,of cotton	99 805	205 489	1 200 076	3 330 587
61023000	Women/girl over/car-coat,cape,wind-cheater/jacket &similar,knitted/crocheted,oth heading 61.04,of man-made fibres	39 971	126 044	869 046	2 470 274
61029000	Women/girl over/car-coat,cape,wind-cheater/jacket &similar,knitted/crocheted,oth heading 61.04,of oth textile material	121 614	244 052	1 639 124	3 970 081
61031000	Men's/boys' suits, knitted/crocheted	38 583	139 034	492 919	1 968 973
61032200	Men's/boys' ensembles knitted/crocheted, of cotton	67 613	204 193	1 396 914	4 222 386
61032300	Men's/boys' ensembles knitted/crocheted,of synthetic fibres	8 491	25 690	109 922	329 498
61032900	Men's/boys' ensembles knitted/crocheted,of other textilematerials	21 636	69 710	647 706	1 687 936
61033200	Men's/boys' jackets & blazers,knitted/crocheted, of cotton	9 171	102 269	228 274	1 644 580
61033300	Men's/boys' jackets & blazers,knitted/crocheted,of synteticfibres	15 975	60 030	571 269	1 579 104
61033990	Men's/boys' jacket&blazer,knitted/crocheted,of oth materialpos head 6103.	26 494	169 650	453 209	3 233 747
61034100	Men's/boys' trouser,bib & brace overall,breeche & short,knitted/crocheted,of wool/fine animal hair	-	15	-	152
61034200	Men's/boys' trouser,bib & brace overall,breeche & short,knitted/crocheted,of cotton	687 622	1 575 578	9 762 548	24 298 181
61034300	Men's/boys' trouser,bib & brace overall,breeche & short,knitted/crocheted,of synthetic fibres	314 361	850 800	7 210 193	19 063 219
61034900	Men's/boys' trouser,bib & brace overall,breeche & short,knitted/crocheted,of other textile materials	58 100	336 765	1 472 485	7 787 886
61041300	Women's or girls' suits,knitted or crocheted, of syntheticfibres	20	17 788	365	376 056
61041920	Women's or girls' suits,knitted or crocheted, of cotton	1 033	5 938	46 426	107 848
61041990	Women's or girls' suits,knitted/crocheted,of other textilematerials	62 686	187 528	589 169	2 356 963
61042200	Women's/girls' ensembles,knitted or crocheted, of cotton	41 328	88 711	730 679	1 727 760
61042300	Women's/girls' ensembles,knitted or crocheted, of syntheticfibres	5 550	21 289	165 111	477 999
61042900	Women's/girls' ensembles,knitted or crocheted, of othertextile materials	2 815	28 798	58 958	458 225
61043100	Women's/girls' jackets & blazers,knitted or crocheted, of wool or fine animal hair	21	23	57 761	60 271
61043200	Women's/girls' jackets & blazers,knitted or crocheted, of cotton	14 806	95 261	686 139	2 718 163
61043300	Women's/girls' jackets & blazers,knitted or crocheted, of synthetic fibres	9 763	56 305	417 942	1 370 626
61043900	Women's/girls' jackets & blazers,knitted or crocheted, of other textile materials	6 497	77 026	227 406	1 710 921
61044100	Women's/girls' dresses,knitted or crocheted,of wool or fineanimal hair	19	311	9 471	15 625
61044200	Women's/girls' dresses,knitted or crocheted, of cotton	793 359	1 918 583	14 042 160	32 895 680

Tabel 3 : Ekspor Indonesia menurut Komoditi ( Kode HS 8 digit )

Maret 2021

Kode H S	Uraian golongan barang	Berat bersih (Kg)		Nilai F.O.B. ( U S \$ )	
		Bulan ini	Kumulatif	Bulan ini	Kumulatif
(1)	(2)	(3)	(4)	(5)	(6)
61044300	Women's/girls' dresses, knitted or crocheted, of synthetic fibres	177 410	448 792	3 848 537	10 084 855
61044400	Women's/girls' dresses, knitted or crocheted, of artificial fibres	84 970	190 280	1 806 072	3 139 196
61044900	Women's/girls' dresses, knitted or crocheted, of other textile materials	771 903	1 461 968	9 999 417	14 718 247
61045100	Women's/girls' skirts & divided skirts, knitted/crocheted, of wool or fine animal hair	7	22	10 587	10 715
61045200	Women's/girls' skirts & divided skirts, knitted/crocheted, of cotton	16 058	105 823	494 325	1 535 973
61045300	Women's/girls' skirts & divided skirts, knitted/crocheted, of synthetic fibres	198 509	632 788	2 287 160	6 903 356
61045900	Women's/girls' skirts & divided skirts, knitted/crocheted, of other textile materials	14 767	64 980	372 637	1 426 077
61046100	Women's/girls' trouser, bib & brace overall, breeches & short, knitted/crocheted, of wool or fine animal hair	3	1 377	5 795	27 494
61046200	Women's/girls' trouser, bib & brace overall, breeches & short, knitted/crocheted, of cotton	1 989 767	5 933 476	32 588 093	97 395 457
61046300	Women's/girls' trouser, bib & brace overall, breeches & short, knitted/crocheted, of synthetic fibres	587 573	1 527 198	14 333 935	35 571 130
61046900	Women's/girls' trouser, bib & brace overall, breeches & short, knitted/crocheted, of other textile materials	370 905	766 065	8 112 584	15 860 096
61051000	Men's or boys' shirts, knitted or crocheted, of cotton	231 585	442 462	4 301 817	8 620 597
61052010	Men's or boys' shirts, knitted or crocheted, of synthetic fibres	119 929	279 315	2 734 424	7 480 858
61052020	Men's or boys' shirts, knitted or crocheted, of artificial fibres	39 177	138 216	989 285	3 646 614
61059000	Men's or boys' shirts, knitted or crocheted, of other textile materials	105 884	249 762	764 664	1 762 199
61061000	Women's or girls' blouses, shirts & shirt-blouses, knitted/crocheted, of cotton	343 514	1 264 410	6 196 118	22 600 513
61062000	Women's or girls' blouses, shirts & shirt-blouses, knitted/crocheted, of man-made fibres	102 905	305 450	2 135 562	5 542 295
61069000	Women's or girls' blouses, shirts & shirt-blouses, knitted/crocheted, of other textile materials	90 113	280 286	2 241 279	7 076 662
61071100	Men's or boys' underpants and briefs, knitted or crocheted, of cotton	76 939	180 468	1 641 442	3 331 673
61071200	Men's or boys' underpants and briefs, knitted or crocheted, of man-made fibres	41 563	164 768	1 144 782	5 036 617
61071900	Men's or boys' underpants and briefs, knitted or crocheted, of other textile materials	45 211	211 434	1 009 690	5 009 136
61072100	Men's or boys' nightshirts & pyjamas, knitted or crocheted, of cotton	2 648	18 947	64 159	297 177
61072200	Men's or boys' nightshirts & pyjamas, knitted or crocheted, of man-made fibres	-	9 342	-	347 850
61072900	Men's or boys' nightshirts & pyjamas, knitted or crocheted, of other textile materials	28	556	1 255	3 740
61079100	Men's or boys' bathrobes, dressing gowns & similar articles, knitted or crocheted, of cotton	95 434	252 434	567 967	1 601 582
61079900	Men's or boys' bathrobes, dressing gowns & similar articles, knitted or crocheted, of other textile materials	407	1 254	11 117	25 809
61081100	Women's or girls' slips and petticoats, knitted/crocheted, of man-made fibres	2 310	16 254	79 762	499 433
61081930	Women's or girls' slips and petticoats, knitted/crocheted, of cotton	5 609	11 500	378 431	1 303 730
61081990	Women's or girls' slips and petticoats, knitted/crocheted, of other textile materials	26 667	95 674	550 845	1 829 305
61082100	Women's or girls' briefs and panties, knitted/crocheted, of cotton	25 510	55 837	918 057	2 046 744
61082200	Women's or girls' briefs and panties, knitted/crocheted, of man-made fibres	149 668	460 332	6 581 098	20 362 974
61082900	Women's or girls' briefs and panties, knitted/crocheted, of other textile materials	69 541	203 055	1 137 315	3 414 282
61083100	Women's or girls' nightdresses & pyjamas, knitted/crocheted, of cotton	12 418	110 302	268 531	2 030 015

Tabel 3 : Ekspor Indonesia menurut Komoditi ( Kode HS 8 digit )

Maret 2021

Kode H S	Uraian golongan barang	Berat bersih (Kg)		Nilai F.O.B. ( U S \$ )	
		Bulan ini	Kumulatif	Bulan ini	Kumulatif
(1)	(2)	(3)	(4)	(5)	(6)
61083200	Women's or girls' nightdresses & pyjamas, knitted/crocheted, of man-made fibres	40 693	161 478	1 188 601	3 646 621
61083900	Women's or girls' nightdresses & pyjamas, knitted/crocheted, of other textile materials	1 856	9 492	59 476	217 121
61089100	Women's/girls' negligees, bathrobe, dressing gown & similar articles, knitted/crocheted, of cotton	37 765	108 244	615 913	1 891 036
61089200	Women's/girls' negligees, bathrobe, dressing gown & similar articles, knitted/crocheted, of man-made fibres	16 687	50 871	302 317	798 317
61089900	Women's/girls' negligees, bathrobe, dressing gown & similar articles, knitted/crocheted, of other textile materials	2 946	6 678	42 296	142 616
61091010	T-shirts, singlets and other vests, knitted or crocheted, of cotton, for men or boys	1 494 497	4 244 315	15 095 054	43 553 715
61091020	T-shirts, singlets and other vests, knitted or crocheted, of cotton, for women or girls	607 615	1 981 373	11 463 271	37 889 240
61099010	T-shirts, singlets and other vests, knitted or crocheted, for men or boys, of ramie, linen or silk	153 404	329 867	2 925 285	5 954 291
61099020	T-shirts, singlets and other vests, knitted or crocheted, for men or boys, of other textile materials	424 605	1 191 362	9 855 229	27 750 366
61099030	T-shirts, singlets and other vests, knitted or crocheted, for women or girls, of other textile materials	743 123	1 570 200	12 883 335	25 752 330
61101100	Jerseys, pullovers, cardigans, waistcoats & similar articles, knitted or crocheted, of wool	1 150	3 403	64 673	109 894
61101200	Jerseys, pullovers, cardigans, waistcoats & similar articles, knitted or crocheted, of Kashmir (cashmere) goats	6	4 765	8 918	138 614
61101900	Jerseys, pullovers, cardigans, waistcoats & similar articles, knitted or crocheted, of other fine animal hair	66 444	135 674	1 432 863	2 468 077
61102000	Jerseys, pullovers, cardigans, waistcoats & similar articles, of cotton	3 489 290	8 775 066	62 621 714	155 966 808
61103000	Jerseys, pullovers, cardigans, waistcoats & similar articles, of man-made fibres	779 589	2 626 750	15 815 034	49 088 351
61109000	Jerseys, pullovers, cardigans, waistcoats & similar articles, of other textile materials	311 331	849 104	7 165 402	19 240 703
61112000	Babies' garments and clothing accessories, knitted or crocheted, of cotton	417 602	1 641 242	9 358 194	35 396 454
61113000	Babies' garments and clothing accessories, knitted or crocheted, of synthetic fibres	74 611	233 980	1 948 147	6 436 382
61119010	Babies' garments and clothing accessories, knitted or crocheted, of wool or fine animal hair	1 521	13 918	13 000	49 012
61119090	Babies' garments and clothing accessories, knitted or crocheted, of other textile materials	54 516	253 584	981 936	5 631 967
61121100	Track suits, knitted or crocheted, of cotton	13 919	21 738	324 834	548 591
61121200	Track suits, knitted or crocheted, of synthetic fibres	46 066	79 906	1 218 028	1 926 385
61121900	Track suits, knitted or crocheted, of other textile materials	4 959	6 585	40 179	93 435
61122000	Ski suits, knitted or crocheted	329	418	9 798	13 309
61123100	Men's or boys' swimwear, knitted or crocheted, of synthetic fibres	351	837	23 401	62 511
61123900	Men's or boys' swimwear, knitted or crocheted, of other textile materials	34 481	194 216	743 418	4 493 476
61124110	Mastectomy Swimwear (post breast surgery swimwear), of synthetic fibres	215 267	680 932	6 942 501	20 806 441
61124190	Other women's or girls' swimwear, of synthetic fibres	244 693	695 435	9 964 329	26 248 614
61124910	Mastectomy Swimwear (post breast surgery swimwear), of other textile materials	-	16 802	-	440 402
61124990	Other women's or girls' swimwear, of other textile materials	2 792	14 870	155 366	742 230
61130010	Divers' suit (wetsuit), made up of knitted/crocheted fabrics of heading 59.03, 59.06 or 59.07	1	218	44	6 746
61130040	Other protective work garments, made up of knitted/crocheted fabrics of heading 59.03, 59.06 or 59.07	-	0	-	24
61130090	Other garments, made up of knitted or crocheted fabrics of heading 59.03, 59.06 or 59.07	14 946	26 781	425 553	788 308
61142000	Garments; of cotton, knitted or crocheted, n.e.c. in chapter 61	151 696	363 011	2 846 671	6 151 091

Tabel 3 : Ekspor Indonesia menurut Komoditi ( Kode HS 8 digit )

Maret 2021

Kode H S	Uraian golongan barang	Berat bersih (Kg)		Nilai F.O.B. ( U S \$ )	
		Bulan ini	Kumulatif	Bulan ini	Kumulatif
(1)	(2)	(3)	(4)	(5)	(6)
61143020	Garments used for protection from fire of man-made fibres, knitted or crocheted	22 973	59 912	689 025	1 693 178
61143090	Other garments, knitted or crocheted, of man-made fibres	165 859	386 991	4 351 611	9 204 371
61149090	Other garments, knitted/crocheted, of other textile materials (excl. wool or fine animal hair)	94 661	269 915	1 410 836	3 887 822
61151010	Stockings for varicose veins, of synthetic fibres, knitted or crocheted	-	1	-	20
61151090	Oth graduated compression hosiery, exc stockings for varicose veins, of synthetic fibres, knitted or crocheted	4 418	6 158	75 036	95 825
61152100	Hosiery; panty hose and tights (other than graduated compression hosiery), of synthetic fibres, measuring per single yarn less than 67 decitex, knitted or crocheted	7 412	7 855	431 579	450 978
61152200	Hosiery; panty hose and tights (other than graduated compression hosiery), of synthetic fibres, measuring per single yarn 67 decitex or more, knitted or crocheted	41	238	1 993	13 464
61152910	Other panty hose and tights, knitted/crocheted, of cotton	159 614	470 867	2 000 197	5 905 433
61152990	Other panty hose and tights, knitted/crocheted, of other textile material (excl. cotton)	2 701	6 485	39 813	100 930
61153010	Oth women full-length/knee-length hosiery, knitted/crocheted, measuring per single yarn < 67 decitex, of cotton	190	190	10 780	10 780
61153090	Oth women full-length/knee-length hosiery, knitted/crocheted, measuring per single yarn < 67 decitex, of other textile material	149	312	824	1 155
61159400	Footwear without applied soles, knitted/crocheted of wool or fine animal hair	470	470	604	604
61159500	Footwear without applied soles, knitted/crocheted of cotton measure per single yarn >= 67 decitex, of cotton	551 565	1 237 202	6 036 469	14 122 569
61159600	Footwear without applied soles, knitted/crocheted of synthetic fibres	22 930	66 644	392 240	1 119 689
61159900	Footwear without applied soles, knitted/crocheted of other textile materials	45 150	84 590	726 507	1 439 080
61161010	Divers' gloves, knitted or crocheted, impregnated, coated or covered with plastics or rubber	31 733	124 449	266 459	727 932
61161090	Other gloves, mittens and mitts, knitted or crocheted, impregnated, coated or covered with plastics or rubber	25 263	67 912	1 331 829	3 434 488
61169100	Glove, mitten & mitt, knitted/crocheted, not impregnated & coated/covered with plastics or rubber, of wool/fine animal hair	1	1	391	391
61169200	Glove, mitten & mitt, knitted/crocheted, not impregnated & coated/covered with plastics or rubber, of cotton	16 056	45 393	89 261	188 045
61169300	Glove, mitten & mitt, knitted/crocheted, not impregnated & coated/covered with plastics or rubber, of synthetic fibres	156 034	421 101	4 001 835	11 608 719
61169900	Glove, mitten & mitt, knitted/crocheted, not impregnated & coated/covered with plastics or rubber, of textile materials	732 324	2 254 700	1 373 733	3 809 332
61171010	Shawls, scarves, mufflers, mantillas, veils & the like, knitted/crocheted, of cotton	15 872	36 180	86 531	191 231
61171090	Shawls, scarves, mufflers, mantillas, veils & the like, knitted/crocheted, of other textile materials	7 272	44 856	67 923	228 331
61178011	Ties, bow ties & cravats, knitted/crocheted, of wool or fine animal hair	-	138	-	567
61178019	Ties, bow ties & cravats, knitted/crocheted, of other textile materials	18 441	22 719	1 004 776	1 493 189
61178020	Wrist bands, knee bands or ankle bands, knitted/crocheted	2 406	2 444	7 668	11 237
61178090	Other made up clothing accessories, knitted or crocheted	21 321	47 463	224 176	503 286
61179000	Parts of garments or of clothing accessories, knitted or crocheted	1 995	2 863	20 585	26 729

Tabel 3 : Ekspor Indonesia menurut Komoditi ( Kode HS 8 digit )

Maret 2021

Kode H S	Uraian golongan barang	Berat bersih (Kg)		Nilai F.O.B. ( U S \$ )	
		Bulan ini	Kumulatif	Bulan ini	Kumulatif
(1)	(2)	(3)	(4)	(5)	(6)
62011100	Men/boys' overcoat,raincoat,car-coat,cape,cloak & similararticles,oth those of heading 62.03,of wool/fine animal hair	5 128	12 365	398 442	887 228
62011200	Men/boys' overcoat,raincoat,car-coat,cape,cloak & similararticles,oth those of heading 62.03, of cotton	2 490	40 771	79 658	1 045 986
62011300	Men/boys' overcoat,raincoat,car-coat,cape,cloak & similararticles,oth those of heading 62.03, of man-made fibres	55 431	184 470	2 634 003	7 922 837
62011910	Men/boys' overcoat,raincoat,car-coat,cape,cloak & similararticles,oth those of heading 62.03, of silk	6 653	12 263	127 536	240 363
62011990	Men/boys' overcoat,raincoat,car-coat,cape,cloak & similararticles,oth those of heading 62.03,of oth textile material	102 922	440 039	4 241 106	18 566 468
62019100	Men/boys' anorak (incl ski-jacket),wind-cheater,wind-jacket& similar articles,oth head 62.03, of wool/fine hair animal	157	391	10 417	25 900
62019200	Men/boys' anorak (incl ski-jacket),wind-cheater,wind-jacket& similar articles,oth head 62.03, of cotton	373 955	508 495	3 909 111	5 839 669
62019300	Men/boys' anorak (incl ski-jacket),wind-cheater,wind-jacket& similar articles,oth head 62.03, of man-made fibres	98 894	373 164	4 520 358	13 266 799
62019990	Men/boys' anorak (incl ski-jacket),wind-cheater,wind-jacket& similar articles,oth head 62.03,of other textile material	3 651	30 820	81 394	1 094 094
62021100	Women/girls' overcoat, raincoat, car-coat, cape, cloak&similararticles, oth those of heading 62.04, of wool/fine animal hair	63	3 306	9 104	338 847
62021200	Women/girls' overcoat, raincoat, car-coat, cape, cloak&similararticles, oth those of heading 62.04, of cotton	91	4 926	5 040	84 436
62021300	Women/girls' overcoat, raincoat, car-coat, cape, cloak&similararticles, oth those of heading 62.04, of man-made fibres	36 346	79 693	1 770 757	4 139 914
62021910	Women/girls' overcoat, raincoat, car-coat, cape, cloak&similararticles, oth those of heading 62.04, of silk	1 505	1 507	78 436	80 366
62021990	Women/girls' overcoat, raincoat, car-coat, cape, cloak&similararticles, oth those of heading 62.04, of oth textile material	42 425	94 352	939 771	2 316 311
62029200	Women/girls' anorak (incl ski-jacket),wind-cheater&jacket,& similar articles,oth head 62.04, of cotton	4 324	13 742	93 448	377 327
62029300	Women/girls' anorak (incl ski-jacket),wind-cheater&jacket,& similar articles,oth head 62.04, of man-made fibres	42 744	212 059	1 533 803	6 134 041
62029990	Women/girls' anorak (incl ski-jacket),wind-cheater&jacket,& similar articles,oth head 62.04,of other textile material	975	14 037	12 902	813 664
62031100	Men's or boys' suits, of wool or fine animal hair	86 277	206 777	1 241 269	3 365 083
62031200	Men's or boys' suits, of synthetic fibres	32 774	189 161	408 361	3 273 012
62031911	Men's or boys' suits, of cotton, printed by traditional batik process	800	1 703	8 329	16 844
62031919	Men's or boys' suits,of cotton, not printed by traditional batik process	10 437	29 967	256 013	799 092
62031921	Men's or boys' suits, of silk, printed by traditional batik process	18 644	30 147	462 705	779 724
62031929	Men's or boys' suits,of silk, not printed by traditional batik process	-	3 731	-	63 117
62031990	Men's or boys' suits,of other textile material (exc. cotton& silk)	245 684	545 297	6 393 001	13 273 444
62032290	Men's or boys' ensemble, of cotton, not printed by traditional batik process	2 548	5 743	55 957	123 934
62032990	Men's or boys' ensemble, of other textile materials exc. wool or fine animal hair	1 541	1 779	1 902	2 079
62033100	Men's or boys' jackets & blazers, of wool/fine animal hair	9 000	46 222	522 267	2 171 614
62033210	Men's or boys' jackets & blazers, of cotton, printed by traditional batik process	-	62	-	1 425
62033290	Men's or boys' jackets & blazers, of cotton,not printed by traditional batik process	133 081	340 553	2 948 670	7 859 655
62033300	Men's or boys' jackets & blazers, of synthetic fibres	96 843	395 988	1 900 071	6 639 121
62033900	Men's or boys' jackets & blazers,of other textile materialsexc.wool/fine animal hair,cotton&synthetic fibres	88 369	287 451	3 950 131	10 924 239

Tabel 3 : Ekspor Indonesia menurut Komoditi ( Kode HS 8 digit )

Maret 2021

Kode H S	Uraian golongan barang	Berat bersih (Kg)		Nilai F.O.B. ( U S \$ )	
		Bulan ini	Kumulatif	Bulan ini	Kumulatif
(1)	(2)	(3)	(4)	(5)	(6)
62034100	Men's or boys' trouser,bib & brace overall,breeche & short(oth swimwear) of wool/fine animal hair	8 713	25 121	369 170	1 173 473
62034210	Men's or boys' bibs & brace overalls, of cotton	7 673	26 650	203 389	940 857
62034290	Men's or boys' trousers, breeches & shorts (oth swimwear),of cotton	1 288 594	3 392 748	20 800 658	59 619 102
62034300	Men's or boys' trouser,bib & brace overall,breeche & shorts(oth swimwear), of synthetic fibres	595 017	1 827 172	19 983 491	52 906 837
62034910	Men's or boys' trouser,bib & brace overall,breeche & shorts(oth swimwear), of silk	35 181	126 377	1 421 867	4 802 305
62034990	Men's or boys' trouser,bib & brace overall,breeche & shorts(oth swimwear) of other textile materials except silk	644 097	2 260 668	3 347 349	10 916 483
62041100	Women's or girls' suits, of wool or fine animal hair	47	219	2 852	8 223
62041210	Women's or girls' suits, of cotton, printed by traditional batik process	108	254	236	595
62041290	Women's or girls' suits, of cotton, not printed bytraditional batik process	87 886	156 704	2 479 112	4 353 556
62041300	Women's or girls' suits, of synthetic fibres	38 380	106 736	1 234 668	3 006 527
62041911	Women's or girls' suits, of silk, printed by traditional batik process	33	33	87	87
62041919	Women's or girls' suits, of silk,not printed by traditional batik process	10 231	42 174	190 752	715 928
62041990	Women's or girls' suits, of other textile materials exceptsilk	99 079	187 744	2 653 870	4 973 031
62042100	Women's or girls' ensembles, of wool or fine animal hair	372	372	6 210	6 210
62042210	Women's or girls' ensembles, of cotton, printed by traditional batik process	1 876	1 876	58 538	58 538
62042290	Women's or girls' ensembles,of cottons, not printed by traditional batik process	231	423	6 248	10 737
62042300	Women's or girls' ensembles, of synthetic fibres	234	619	13 667	20 187
62042990	Women's or girls' ensembles, of other textile material sexcept silk	24 817	44 443	1 601 624	2 523 985
62043100	Women's or girls' jackets and blazers,of wool/fine animal hair	3 988	20 806	285 904	1 075 790
62043290	Women's or girls' jackets and blazers,of cotton,not printed by traditional batik process	28 720	76 994	1 200 920	2 596 139
62043300	Women's or girls' jackets and blazers,of synthetic fibres	43 760	187 472	1 225 879	5 241 314
62043911	Women's or girls' jackets and blazers,of silk, printed by traditional batik process	-	118	-	1 445
62043919	Women's or girls' jackets and blazers,of silk,not printed by traditional batik process	-	132	-	1 242
62043990	Women's or girls' jackets and blazers,of other textile materials except silk	3 872	17 601	159 681	489 890
62044100	Women's or girls' dresses, of wool or fine animal hair	157	622	11 346	52 296
62044210	Women's or girls' dresses, of cotton,printed by traditional batik process	8 637	10 403	243 915	355 921
62044290	Women's or girls' dresses, of cotton, not printed by traditional batik process	452 426	1 126 536	11 097 823	25 785 431
62044300	Women's or girls' dresses, of synthetic fibres	384 591	1 148 666	13 077 282	36 824 638
62044400	Women's or girls' dresses, of artifisial fibres	416 958	959 187	11 685 879	25 557 597
62044910	Women's or girls' dresses,of other textile material,printed by traditional batik process	583	3 402	18 984	216 744
62044990	Women's or girls' dresses, of other textile material, notprinted by traditional batik process	270 507	682 917	5 990 649	14 522 242
62045100	Women's or girls' skirts and divided skirts,of wool or fineanimal hair	1 742	6 591	86 891	413 924
62045210	Women's or girls' skirts and divided skirts, of cotton,printed by traditional batik process	517	682	22 355	31 512
62045290	Women's or girls' skirts and divided skirts, of cotton, notprinted by traditional batik process	155 173	283 575	4 230 636	7 956 233
62045300	Women's or girls' skirts and divided skirts,of syntheticfibres	104 983	288 389	3 008 519	8 398 443
62045910	Women's or girls' skirts and divided skirts,of oth textilematerials, printed by traditional batik process	666	2 059	22 399	85 531
62045990	Women's or girls' skirts and divided skirts,of oth textilematerials,not printed by traditional batik process	100 257	282 615	2 180 311	5 577 058



Tabel 3 : Ekspor Indonesia menurut Komoditi ( Kode HS 8 digit )

Maret 2021

Kode H S	Uraian golongan barang	Berat bersih (Kg)		Nilai F.O.B. ( U S \$ )	
		Bulan ini	Kumulatif	Bulan ini	Kumulatif
(1)	(2)	(3)	(4)	(5)	(6)
62046100	Women's/girls' trouser,bib & brace overall,breeche & short,(oth swimwear), of wool or fine animal hair	4 199	12 659	207 398	591 910
62046200	Women's/girls' trouser,bib & brace overall,breeche & short,(oth swimwear), of cotton	894 600	2 315 935	18 672 466	48 953 494
62046300	Women's/girls' trouser,bib & brace overall,breeche & short,(oth swimwear), of synthetic fibres	550 201	1 418 756	14 734 663	35 372 788
62046900	Women's/girls' trouser,bib & brace overall,breeche & short,(oth swimwear), of other textile materials	747 918	1 899 985	14 209 925	35 341 767
62052010	Men's or boys' shirts, of cotton, printed by traditional batik process	88	233	2 925	6 169
62052020	Men's or boys' shirts, of cotton, barong tagalog	750	2 108	21 487	70 135
62052090	Men's or boys' shirts,of cotton,not printed by traditional batik process or barong tagalog	439 537	1 437 788	11 149 591	37 210 056
62053010	Men's or boys' shirts, of man-made fibres, barong tagalog	14 868	54 095	116 885	627 457
62053090	Men's or boys' shirts, of man-made fibres,other than barong tagalog	376 377	1 048 210	7 412 660	22 155 175
62059010	Men's or boys' shirts, of wool or fine animal hair	2 342	3 623	108 491	150 775
62059091	Men's/boys' shirts,of oth textile materials exc wool/fineanimal hair, printed by traditional batik process	19 976	44 003	546 729	1 518 413
62059099	Men/boy shirt,of oth textile material exc wool/fine animalhair,not printed by traditional batik process/barong tagalog	95 485	278 433	2 203 758	7 318 298
62061010	Women's or girls' blouses,shirts and shirt-blouses,of silk/silk waste, printed by traditional batik process	-	1	-	16
62061090	Women's or girls' blouses,shirts and shirt-blouses,of silk/silk waste,not printed by traditional batik process	23 616	98 686	1 015 995	2 826 540
62062000	Women's or girls' blouses,shirts and shirt-blouses,of wool or fine animal hair	130	12 722	12 191	313 851
62063010	Women's or girls' blouses,shirts & shirt-blouses,of cotton,printed by traditional batik process	7 397	33 799	263 614	933 430
62063090	Women's or girls' blouses,shirts & shirt-blouses,of cotton,not printed by traditional batik process	140 012	596 998	5 041 146	20 167 468
62064000	Women's or girls' blouses,shirts & shirt-blouses,of man-made fibres	866 339	2 949 243	24 558 261	83 017 266
62069000	Women's or girls' blouses,shirts & shirt-blouses,of othertextile materials	88 786	217 595	3 045 928	7 379 821
62071100	Men's or boys' underpants and briefs, of cotton	64 841	178 151	1 234 404	3 531 636
62071900	Men's or boys' underpants and briefs, of other textile materials	4 605	10 692	85 825	183 572
62072110	Men's or boys' nightshirts and pyjamas, of cotton, printed by traditional batik process	-	23	-	990
62072190	Men's or boys' nightshirts and pyjamas, of cotton, notprinted by traditional batik process	13 813	71 597	246 003	728 573
62072200	Men's or boys' nightshirts and pyjamas, of man-made fibres	4 732	8 664	88 345	128 454
62072990	Men's or boys' nightshirt & pyjamas,of oth textile materialexc silk/cotton/man-made fibres	16	1 937	198	32 489
62079100	Men's or boys' singlet & oth vest,bathrobe,dressing gown &similar articles, of cotton	8 693	22 844	146 698	468 772
62079910	Men's or boys' singlet & oth vest,bathrobe,dressing gown &similar articles, of man-made fibres	6 754	18 315	331 085	896 745
62079990	Men/boy singlet&oth vest,bathrobe,dressing gown&similar,of oth textile materials exc cotton/silk/man-made fibres	59 887	152 767	392 462	906 027
62081100	Women's or girls' slips and petticoats, of man-made fibres	110 869	207 443	2 610 451	4 094 980
62081900	Women's or girls' slips and petticoats, of other textilematerials	68 043	248 001	1 334 092	4 273 764
62082110	Women's or girls' nightdresses & pyjamas,of cotton,printedby traditional batik process	-	1 474	-	43 987
62082190	Women's or girls' nightdresses & pyjamas,of cotton, notprinted by traditional batik process	47 856	70 490	1 750 632	2 420 522
62082200	Women's or girls' nightdresses and pyjamas,of man-made fibres	95 622	233 493	3 835 082	9 338 845
62082990	Women's or girls' nightdresses and pyjamas,of other textilematerials,not printed by traditional batik process	11 060	50 650	194 764	1 275 721

Tabel 3 : Ekspor Indonesia menurut Komoditi ( Kode HS 8 digit )

Maret 2021

Kode H S	Uraian golongan barang	Berat bersih (Kg)		Nilai F.O.B. ( U S \$ )	
		Bulan ini	Kumulatif	Bulan ini	Kumulatif
(1)	(2)	(3)	(4)	(5)	(6)
62089110	Women/girl singlet&oth vest,brief,panty,neglige,bathrobe,&similar,of cotton,printed by traditional batik process	-	1 676	-	23 717
62089190	Women/girl singlet&oth vest,brief,panty,neglige,bathrobe,&similar,of cotton,not printed by traditional batik process	3 013	31 787	106 227	1 150 650
62089210	Women/girl singlet&oth vest,brief,panty,neglige,bathrobe,&similar,of man-made fibres,printed by traditional batik	-	639	-	19 207
62089290	Women/girl singlet&oth vest,brief,panty,neglige,bathrobe,&similar,of man-made fibres,not printed by traditional batik	8 864	51 835	264 278	1 237 124
62089910	Women/girl singlet&oth vest,brief,panty,neglige,bathrobe,&similar,of wool/fine animal hair	-	15	-	325
62089990	Women/girl singlet&oth vest,brief,panty,neglige,bathrobe,&similar,of oth textile materials exc wool/fine animal hair	7 921	12 611	80 799	265 921
62092030	Babies's t-shirts, shirts, pyjamas and similar articles, ofcotton	105 460	264 994	527 500	1 109 537
62092040	Babies's suits, pants and similar articles, of cotton	59 372	212 036	195 871	1 269 250
62092090	Other babies's garment & clothing accessories (exc t-shirt,shirt,pyjama,suit,pant&similar articles),of cotton	14 581	64 171	434 453	2 267 336
62093010	Babies's suits, pants and similar articles, of synthetic fibres	39 701	86 637	952 458	2 340 847
62093030	Babies's t-shirts, shirts, pyjamas and similar articles, ofsynthetic fibres	5 913	11 930	38 008	164 656
62093040	Babies's clothing accessories of synthetic fibres	1 027	2 372	4 151	10 466
62093090	Other babies's garment & clothing accessories (exc t-shirt,shirt,pyjama,suit,pant&similar articles),of synthetic fibres	1 255	6 081	46 587	198 058
62099000	Babies' garments and clothing accessories, of other textile materials	10 297	32 990	111 584	607 550
62101011	Garments used for protection from chemical substances, radiation or fire, of fabrics of heading 56.02 or 56.03	39	39	751	751
62101019	Other protective work garment (exc used for protection fromchemical substance,radiation/fire),of fabric head 5602/5603	74 147	123 876	592 764	954 299
62101090	Garments of fabrics of heading 56.02 or 56.03, other than protective work garments	149 219	429 933	983 308	3 160 318
62102020	Garment used for protection from fire,of the type describedin subheadings 6201.11 to 6201.19	7 614	22 407	416 168	1 243 165
62102040	Oth protective work garment,not used for protect from firechemical/radiation,of the type described in 6201.11-6201.19	-	0	-	1
62102090	Other garments,of the type described in subheadings 6201.11to 6201.19, exc protective work garments	124	135	1 932	3 273
62103040	Oth protective work garment,not used for protect from firechemical/radiation,of the type described in 6202.11-6202.19	4	4	19	19
62103090	Other garments,of the type described in subheadings 6202.11to 6202.19, exc protective work garments	38	296	4 415	14 675
62104010	Men's or boys' garments, used for protection from fire	6 357	14 914	524 116	873 064
62104090	Other men's or boys' protective work garments (exc used forprotection from fire/chemical substances/radiation)	16 562	33 505	871 290	1 548 093
62105010	Women's or girls' garments, used for protection from fire	90 337	228 066	751 777	1 842 853
62105090	Other women's or girls' protective work garments (exc usedfor protection from fire/chemical substances/radiation)	429 461	1 217 230	10 067 371	27 082 688
62111100	Men's or boys' swimwear	44 070	141 229	1 700 116	5 859 179
62111200	Women's or girls' swimwear	37 900	139 414	2 001 432	6 414 497
62112000	Ski suits	1	468	40	700
62113210	Garments for fencing or wrestling,of cotton,men's or boy's	1	180	2	618
62113290	Other garments exc for fencing/wrestling/pilgrimage robes(ehram), men's or boy's	62 975	188 185	1 153 867	2 742 089

Tabel 3 : Ekspor Indonesia menurut Komoditi ( Kode HS 8 digit )

Maret 2021

Kode H S	Uraian golongan barang	Berat bersih (Kg)		Nilai F.O.B. ( U S \$ )	
		Bulan ini	Kumulatif	Bulan ini	Kumulatif
(1)	(2)	(3)	(4)	(5)	(6)
62113310	Garments for fencing or wrestling,of man-made fibres,men'sor boy's	36 115	86 668	602 043	2 201 795
62113390	Other garments,of man-made fibres,men's/boys',exc use forprotec from fire/chemical/radiation/for fencing/wrestling	270 374	923 076	3 929 979	14 711 672
62113990	Oth garment,of oth textile material,men's/boys',exc use forprotec from fire/chemical/radiation/for fencing/wrestling	222 973	371 213	1 609 136	3 743 294
62114210	Garments for fencing or wrestling,of cotton,women's/girl's	131	1 333	2 184	16 841
62114220	Prayer cloaks, of cotton, women's or girl's	16 109	31 343	436 421	1 022 495
62114290	Other garments exc for fencing/wrestling/prayer cloaks, ofcotton, women's or girl's	26 712	115 325	1 151 348	3 478 560
62114310	Surgical gowns, of man-made fibres, women's or girl's	259 555	743 484	2 580 905	7 527 906
62114320	Prayer cloaks, of man-made fibres, women's or girl's	2 125	7 352	9 358	30 209
62114330	Anti-explosive protective suits, of man-made fibres,women'sor girl's	230	938	5 489	32 549
62114340	Garments for fencing/wrestling,of man-made fibres,women'sor girl's	2 907	5 391	59 720	127 539
62114390	Other garments, women's or girls', of man-made fribres	213 507	460 665	5 654 920	12 592 150
62114910	Garments for fencing or wrestling,of oth textile materials,women's or girl's	2 120	2 290	2 916	3 309
62114920	Garments for used for protection from chemical substance,radiation or fire,of oth textile materials,women's or girls'	24	257	24	10 531
62114931	Prayer cloaks,of wool or fine animal hair,women's or girl's	-	10	-	88
62114939	Prayer cloaks,except of wool or fine animal hair,women's or girl's	-	844	-	14 108
62114990	Other garments,except of wool or fine animal hair,women's or girl's	44 095	285 351	1 180 712	3 889 296
62121011	Mastectomy bra (post breast surgery bra),of cotton, whether or not knitted or crocheted	5	5	210	210
62121019	Other brassieres exc mastectomy bra,of cotton, whether ornot knitted or crocheted	297 089	766 650	10 494 720	28 868 753
62121091	Mastectomy bra (post breast surgery bra),of other textile,materials, whether or not knitted or crocheted	170 461	470 401	7 123 617	20 326 437
62121099	Oth brassieres exc mastectomy bra,of oth textile materials,whether or not knitted or crocheted	556 736	1 539 154	21 378 452	59 005 453
62122010	Girdles and panty-girdles,of cotton,whether or not knittedor crocheted	2	3 058	2	103 462
62122090	Girdles and panty-girdles,of other textile material,whetheror not knitted or crocheted	3 323	23 667	101 754	795 184
62123010	Corselettes,of cotton,whether or not knitted or crocheted	326	1 273	7 500	35 833
62123090	Corselettes,of other textile materials,whether or notknitted or crocheted	5 991	34 687	145 017	689 619
62129011	Compression garment of a kind use for the treatment of scartissue & skin grafts,of cotton,whether/not knitted/crocheted	125	224	7 179	13 985
62129019	Braces,suspenders,garters & similar & parts,whether or notknitted or crocheted,of cotton	276	920	12 794	41 631
62129091	Compression garment,use for treatment of scar tissue&skingraft,of oth textile material,whether/not knitted/crocheted	-	357	-	11 984
62129099	Braces,suspenders,garters & similar & parts,whether or notknitted or crocheted,of other textile materials	5 260	24 122	181 215	1 076 805
62132090	Handkerchiefs, of cotton, not printed by the traditionalbatik process	1	6	79	235
62139019	Handkerchiefs, of silk or silk waste, not printed by thetraditional batik process	0	28	17	22
62139099	Handkerchiefs,of oth textile materials exc cotton/silk/silkwaste,not printed by the traditional batik process	68	69	663	759
62141010	Shawl,scarve,muffler,mantilla,veil & the like,of silk/silkwaste,printed by the traditional batik process	178	1 419	1 355	14 755

Tabel 3 : Ekspor Indonesia menurut Komoditi ( Kode HS 8 digit )

Maret 2021

Kode H S	Uraian golongan barang	Berat bersih (Kg)		Nilai F.O.B. ( U S \$ )	
		Bulan ini	Kumulatif	Bulan ini	Kumulatif
(1)	(2)	(3)	(4)	(5)	(6)
62141090	Shawl,scarve,muffler,mantilla,veil & the like,of silk/silkwaste,not printed by the traditional batik process	2 247	3 050	3 186	5 814
62142000	Shawls,scarves,mufflers,mantillas,veils & the like,of wool or fine animal hair	3	15	1 440	4 532
62143010	Shawl,scarve,muffler,mantilla,veil & the like,of syntheticfibres, printed by the traditional batik process	3 713	3 713	5 182	5 182
62143090	Shawl,scarve,muffler,mantilla,veil & the like,of syntheticfibres, not printed by the traditional batik process	621	2 303	15 931	52 716
62144090	Shawl,scarve,muffler,mantilla,veil & the like,of artificialfibres, not printed by the traditional batik process	709	2 137	18 231	38 863
62149090	Shawls,scarves,mufflers,mantillas,veils & the like,of othertextile material,not printed by traditional batik process	4 755	12 067	47 585	114 656
62151090	Ties,bow ties & cravat,of silk or silk waste,not printed by the traditional batik process	2	17	42	100
62152090	Ties,bow ties and cravats,of man-made fibres,not printed by the traditional batik process	39	40	297	546
62159090	Ties,bow ties and cravats,of other textile materials,notprinted by the traditional batik process	-	24	-	67
62160010	Protective work gloves, mittens and mitts	69 229	166 309	2 855 192	6 688 959
62160091	Other gloves, mittens and mitts,of wool or fine animal hair	156	265	2 418	3 963
62160092	Other gloves, mittens and mitts,of cotton	24	64	115	465
62160099	Other gloves, mittens and mitts,of oth textile material excwool or fine animal hair or cotton	18 117	70 702	1 237 649	4 035 663
62171090	Other clothing accessories except judo belts, other thanthose of heading 62.12	36 568	82 578	476 354	1 090 304
62179000	Parts of garments or of clothing accessories, other thanthose of heading 62.12	986	3 192	118 116	127 504
63011000	Electric blankets	48	48	367	367
63012000	Blankets (other than electric blanket) and travelling rugs,of wool or of fine animal hair	100	166	1 390	1 666
63013090	Blankets (other than electric blanket) and travelling rugs,of cotton,not printed by traditional process	930	1 735	17 731	31 820
63014010	Blankets (other than electric blanket) and travelling rugs,of nonwoven fabrics	945	2 375	13 092	32 545
63014090	Blankets (other than electric blanket) and travelling rugs,of synthetic fibres other than nonwoven fabrics	10 690	109 971	61 318	659 130
63019010	Other blankets and travelling rugs, of nonwoven fabrics	-	64	-	78
63019090	Other blankets & travelling rugs,of synthetic fibres otherthan nonwoven fabrics	16 887	34 623	110 602	357 390
63021000	Bed linen, knitted or crocheted	56	77 821	439	553 546
63022100	Bed linen; of cotton, printed, not knitted or crocheted	2 693	4 919	60 689	88 142
63022210	Other bed linen, printed, of nonwoven fabrics	370	601	186	282
63022290	Other bed linen, printed, of man-made fibres, other thannonwoven fabrics	274	3 548	7 961	90 099
63022900	Bed linen; of textile materials (other than cotton or man-made fibres), printed, not knitted or crocheted	32	349	388	2 131
63023100	Bed linen; of cotton (not printed, knitted or crocheted)	1 087	3 754	25 194	73 917
63023290	Other bed linen,not printed/knitted/crocheted, of man-madefibres other than nonwoven fabrics.	282	27 498	6 272	404 431
63023900	Bed linen; of textile materials other than cotton or man-made fibres (not printed, knitted or crocheted)	588	17 471	1 531	515 531
63024000	Table linen, knitted or crocheted	-	455	-	3 770
63025190	Table linen,not knitted/crocheted,of cotton,not printed bytraditional batik process	164	685	2 167	9 205
63025300	Table linen,not knitted/crocheted,of man-made fibres	164	380	2 908	9 482
63025990	Table linen, not knitted or crocheted, of other textilematerials except flax	5 058	12 163	44 475	94 083
63026000	Toilet linen and kitchen linen,of terry towelling/similarterry fabrics, of cotton	222 642	725 851	1 520 597	4 784 783
63029100	Toilet linen and kitchen linen,oth than of terry towellingor similar terry fabrics, of cotton	4	1 318	139	9 603

Tabel 3 : Ekspor Indonesia menurut Komoditi ( Kode HS 8 digit )

Maret 2021

Kode H S	Uraian golongan barang	Berat bersih (Kg)		Nilai F.O.B. ( U S \$ )	
		Bulan ini	Kumulatif	Bulan ini	Kumulatif
(1)	(2)	(3)	(4)	(5)	(6)
63029300	Toilet linen and kitchen linen,oth than of terry towellingor similar terry fabrics, of man-made fibres	4	250	58	1 003
63029990	Toilet linen and kitchen linen,oth than of terry towellingor similar terry fabrics, of other textile materials exc flax	413	3 763	2 782	24 603
63031200	Curtains (including drapes) & interior blinds;curtain/bedvalances, knitted/crocheted,of synthetic fibres	34 186	82 341	394 745	942 742
63031910	Curtains (including drapes) & interior blinds;curtain/bedvalances, knitted/crocheted,of cotton	182	991	4 406	14 920
63031990	Curtain (incl drapes)&interior blinds;curtain/bed valances,knitte/crochete,of oth textile material exc cotton/synthetic	4 818	6 394	38 871	43 490
63039100	Curtains (including drapes) & interior blinds;curtain/bedvalances,not knitted/crocheted,of cotton	423	1 168	4 513	14 288
63039200	Curtains (including drapes) & interior blinds;curtain/bedvalances,not knitted/crocheted,of synthetic fibres	40 037	128 176	413 630	1 325 890
63039900	Curtain (incl drape)&interior blind;curtain/bed valance,notknitte/crochete,of oth textile material exc cotton/synthetic	127 724	313 261	1 647 505	4 450 939
63041100	Bedspreads,excluding those of heading 94.04, knitted orcrocheted	12	20	447	532
63041910	Bedspreads,excluding those of heading 94.04,not knitted orcrocheted, of cotton	89	14 862	1 172	85 843
63041920	Bedspreads,excluding those of heading 94.04,not knitted orcrocheted, of oth cotton, non woven	3	3	25	25
63041990	Bedspreads,excluding those of heading 94.04,not knitted orcrocheted, of oth cotton, woven	3 014	5 661	38 819	85 523
63042000	Bed nets specified in Subheading Note 1 to this Chapter	4	57	13	117
63049110	Mosquito nets, knitted or crocheted	586	2 099	6 143	12 755
63049190	Oth furnishing articles, excluding those of heading 94.04,knitted or crocheted	3 122	12 599	261 069	647 501
63049200	Furnishing articles; of cotton, not knitted or crocheted (excluding bedspreads and articles of heading no. 9404)	1 130	2 902	24 028	55 994
63049300	Furnishing articles; of synthetic fibres, not knitted or crocheted (excluding bedspreads and articles of heading no. 9404)	2 297	2 995	22 168	31 223
63049900	Furnishing articles; of textile materials other than cotton or synthetic fibres, not knitted or crocheted (excluding bedspreads and articles of heading no. 9404)	60 223	164 132	617 488	1 696 178
63051019	Sacks and bags, of a kind used for the packing of goods,new,of oth textile bast fibres of heading 53.03, excl jute	25 158	99 141	39 812	153 211
63051021	Sacks and bags, of a kind used for the packing of goods,used, of jute	-	102	-	1 146
63051029	Sacks and bags, of a kind used for the packing of goods,used, of oth textile bast fibres of heading 53.03, excl jute	-	33	-	33
63052000	Sacks and bags, of a kind used for the packing of goods,of cotton	26 856	54 967	163 014	430 892
63053220	Man-made textile materials,flexible intermediate bulkcontainers,knitted or crocheted	54 989	95 690	147 241	256 761
63053290	Man-made textile materials,flexible intermediate bulkcontainers,woven	712 821	1 907 011	2 725 885	7 295 031
63053310	Other sacks&bags,use for packing of good,of polyethylene orpolypropylene strip/the like,knitted or crocheted	389 800	719 538	850 554	1 532 353
63053320	Other sacks&bags,use for packing of good,of polyethylene orpolypropylene strip/the like,of woven fabric of strip	291 195	897 230	799 226	2 306 172
63053390	Other sacks&bags,use for packing of good,of polyethylene orpolypropylene strip,not knitte/crochete,of woven of strip	948 012	2 686 786	2 325 157	6 148 357
63053990	Other sacks & bags,use for packing of good,of man-madetextile materials,woven, not knitted or crocheted	543 461	959 915	197 186	424 300
63059090	Other sacks&bags,use for packing of good,of other textilematerial oth hemp/coconut (coir) of heading 53.05	266	2 565	5 791	46 568
63061200	Tarpaulins, awnings & sunblinds of synthetic fibres	22 457	80 161	112 590	202 113
63061920	Tarpaulins, awnings & sunblinds of cotton	1 462	1 462	5 200	5 200

Tabel 3 : Ekspor Indonesia menurut Komoditi ( Kode HS 8 digit )

Maret 2021

Kode H S	Uraian golongan barang	Berat bersih (Kg)		Nilai F.O.B. ( U S \$ )	
		Bulan ini	Kumulatif	Bulan ini	Kumulatif
(1)	(2)	(3)	(4)	(5)	(6)
63061990	Tarpaulins, awnings & sunblinds of oth textiles materials, oth than vegetable fibres textile /cotton	41 516	44 906	64 402	73 517
63062200	Tents of synthetic fibres	302	326	112	148
63062910	Tents of oth textiles of cotton	23	23	35	35
63062990	Tents of oth textiles, oth than cotton	6 949	14 040	35 737	111 159
63063000	Sails for boats	10	112	372	5 936
63064010	Pneumatic mattresses of cotton	103	344	1 326	1 654
63064090	Pneumatic mattresses oth than cotton	201	424	3 090	4 490
63069091	Camping goods of woven of cotton	331	1 254	4 186	6 891
63069099	Camping goods of woven oth than cotton	496 163	1 256 358	1 717 089	4 345 140
63071020	Floor-cloths, dish cloths, dusters & similar cleaning cloths offelt	6	20	22	174
63071090	Floor-cloths, dish cloths, dusters & similar cleaning cloths of woven oth than felt	84 723	242 781	508 625	1 534 655
63072000	Life-jackets & life-belts	70	360	638	774
63079030	Umbrella covers in pre-cut triangular form	120	861	130	15 878
63079040	Surgical masks	53 665	56 052	865 867	920 402
63079061	Safety harnesses safety suitable for industrial use	-	2	-	64
63079069	Safety harnesses suitable not for industrial use	7 995	10 818	97 332	148 587
63079070	Fans and hand screens	1 215	1 715	35 881	38 052
63079080	Laces for shoes, boots, corsets & the like	2 221	5 548	22 000	67 390
63079090	Oth made up articles excl umbrella covers/surgical masks/safety harnesses/fans & hand screens/laces shoes, boots, corsets	85 784	455 105	801 855	3 975 189
63080000	Sets, consist of woven fabric & yarn whether /not w/accessories similar textiles articles for retail	63	105	1 464	1 745
63090000	Worn clothing & oth worn articles	17 389	92 541	42 993	303 313
63101010	Used/new rags, sorted	73 905	200 007	21 632	41 398
63101090	Scrap twine/cordage/rope/cables worn out articles of those, sorted	27 129	167 680	10 266	183 529
63109090	Scrap twine/cordage/rope/cables worn out articles of those, unsorted	1	1	34	34
64011000	Waterproof footwear incorp protective metal toe-cap without soles	10 398	26 533	80 537	202 721
64019200	Footwear; waterproof, covering the ankle (but not the knee), rubber or plastic outer soles and uppers (not assembled by stitch, rivet, nail, screw, plug or similar)	144 643	513 209	1 592 134	5 547 068
64019990	Oth waterproof footwear w/outer soles plastic by stitching, riveting, nailing screwing, plugging or similar processes.	4 883	31 757	11 972	39 809
64021200	Ski-boots/cross-country ski-footwear/snowboard boot w/outsoles & upper of rubber/plastic	76	878	324	20 431
64021990	Sports footwear excl Ski-boots, cross-country ski footwear & snowboard boots and Wrestling footwear	1 095 159	2 971 367	23 526 373	54 819 127
64022000	Footwear with upper straps/thongs assembled to the sole by means of plugs	280 165	780 919	4 883 464	11 995 481
64029110	Diving boots oth footwear with upper straps/thongs assembled to the sole by covering the ankle	-	760	-	588
64029191	Oth diving boots cover the ankle incorp protective metal toe-cap, rubber/plastic	7 531	25 687	60 569	210 392
64029199	Oth footwear covering the ankle excl diving boot with upper straps/thong assembled to sole by means of plugs	28 361	54 403	454 040	875 600
64029910	Oth diving boot not cover the ankle incorp protective metal toe-cap, rubber/plstc	11 032	11 032	205 663	205 663
64029990	Oth footwear not cover the ankle & not incorp protct mtl toe-cap, rubber/plstc	1 630 118	4 104 753	21 946 443	60 745 087
64031200	Ski-boots, cross-country ski footwear & snowboard boot, w/upper of leathers	3	2 014	282	48 603
64031910	Sports footwear fitted with spikes, cleats/the like with upper leathers	1 383 683	3 964 351	27 191 135	78 794 547
64031920	Sports footwear for riding boots, bowling shoes with upper leathers	-	10	-	3
64031930	Sports footwear for wrestling, weight lifting/gymnastics with upper leathers	-	5	-	15

Tabel 3 : Ekspor Indonesia menurut Komoditi ( Kode HS 8 digit )

Maret 2021

Kode H S	Uraian golongan barang	Berat bersih (Kg)		Nilai F.O.B. ( U S \$ )	
		Bulan ini	Kumulatif	Bulan ini	Kumulatif
(1)	(2)	(3)	(4)	(5)	(6)
64031990	Sports footwear not fitted with spikes/bowling/wrstling/weight lifting/the like w/upper leathers	6 336 746	18 404 418	138 991 820	404 593 615
64032000	Footwear with outer soles of leather,uppers of leather straps accros,instep big toe	5 070	12 274	125 201	288 020
64034000	Footwear; with metal toe-cap, outer soles of rubber, plastics, leather or composition leather, uppers of leather	319 312	946 391	4 894 533	14 759 926
64035100	Footwear; n.e.c. in heading no. 6403, with outer soles and uppers of leather, covering the ankle	1 767	2 276	56 894	124 730
64035990	Oth footwear with outer sole of leather not covering theankle	97 179	231 160	2 100 575	5 485 914
64039110	Footwear made on a base or platform of wood, not havinginner sole or protective metal toe cap, covering the ankle	20	130	120	794
64039190	Oth of ridding boots without outer soles of leather covering the ankle	166 147	460 480	3 971 343	10 014 389
64039910	Footwear made on a base/platform of wood not having innersole/protective metal toe cap, not covering the ankle	914 624	2 555 362	16 578 004	45 402 358
64039920	Bowling shoes without outer soles of leather not coveringthe ankle	3 365	3 710	59 449	63 616
64039990	Oth of ridding boots without outer soles of leather not covering the ankle	1 874 180	6 233 777	39 541 401	135 689 472
64041110	Sports footwear with outer sole rubbr/plstc,with spike/cleat	61 769	61 770	1 649 800	1 650 375
64041120	Sports footwear for wrestling,weight lifting or gym w/outersole rubber/plastic	10 220	13 234	150 754	199 957
64041190	Sports footwear not fitted with spikes/wrstling/weightlifting/the like oth	8 601 749	23 740 940	167 018 591	466 635 075
64041900	Footwear; (other than sportswear), with outer soles of rubber or plastics and uppers of textile materials	1 830 599	6 345 850	40 989 120	150 319 467
64042000	Footwear; outer soles of leather or composition leather, uppers of textile materials	1 191	2 556	69 783	153 843
64051000	Footwear; with uppers of leather or composition leather, n.e.c. in chapter 64	39 516	86 540	1 586 202	3 797 826
64052000	Footwear; with uppers of textile materials, n.e.c. in chapter 64	13 690	17 080	131 872	157 559
64059000	Footwear; n.e.c. in chapter 64	133 409	407 992	1 884 474	5 363 510
64061010	Uppers & parts thereof,oth than stif feners of metal toe-caps	11 120	17 075	272 668	402 198
64061090	Uppers&parts thereof,oth than stif feners&not fitted withmetal toe-cap	83 344	258 672	4 641 588	13 674 542
64062010	Parts of footwear with outer soles & heels, of rubber	52 970	149 970	755 554	2 095 925
64062020	Parts of footwear with outer soles & heels, of plastics	2 938	11 407	88 969	362 028
64069010	Parts of footwear of wood	3 948	18 615	26 815	91 168
64069029	Oth parts of footwear of oth metal, not of iron/steel/copper/aluminium	5 721	9 679	73 656	112 282
64069031	Oth parts of footwear of rubber/plastic in-soles	12 151	26 731	141 430	325 574
64069032	Oth parts of footwear of rubber/plastic complete-soles	62	8 251	332	56 905
64069033	Oth parts of footwear of rubber/plastic oth of plastics	9 489	13 850	54 795	120 776
64069039	Oth parts of footwear of rubber/plastic out-soles	11 595	33 092	166 564	567 228
64069091	Oth parts of footwear of oth materials for gaiters/leggingsand similar articles and parts thereof	5 821	18 176	56 043	135 816
64069099	Oth parts of footwear of oth materials not for gaiters/leggings/and similar articles and parts thereof	28 550	85 954	576 106	1 405 651
65010000	Hat-forms/bodies, hood of felt, not block shape, not brims,plateaux,manchons (including slit manchons), of felt.	342	888	9 165	26 854
65020000	Hat-shapes, plaited by assembling strip of any material,neither block shape,nor w/made brims,nor lined,nor trimmed	-	272	-	8 000
65040000	Hats & oth headgear/plaited by assembling strips of any materials, whether or not lined or trimmed.	26 822	41 878	479 950	904 288
65050010	Hats & oth headgear of a kind used for religious purposes,knitted/crocheted	4 811	20 932	24 446	66 096
65050020	Hair-nets of any materials	0	3	6	156
65050090	Oth hats&oth headgear,not for hair-nets/religious purposes,knitted/crochet	203 185	690 817	4 296 889	11 783 667
65061010	Helmets for motorcyclists whether/not lined/trimmed	144 387	358 364	1 924 514	5 393 489
65061020	Industrial safety & firefighters helmets, excl steel helmetwhether/not lined/trimmed	8	134	5	676

Tabel 3 : Ekspor Indonesia menurut Komoditi ( Kode HS 8 digit )

Maret 2021

Kode H S	Uraian golongan barang	Berat bersih (Kg)		Nilai F.O.B. ( U S \$ )	
		Bulan ini	Kumulatif	Bulan ini	Kumulatif
(1)	(2)	(3)	(4)	(5)	(6)
65061090	Oth safety headgear, not for motocyclist/industrial/firefighters/steel helmets/water polo	1 384	3 733	42 525	114 099
65069100	Headgear; (other than safety headgear), of rubber or plastics, whether or not lined or trimmed	1 050	1 398	15 013	48 840
65069910	Oth headgear of furskin	-	15	-	47
65069990	Oth headger of oth materials, not furskin	72 442	194 137	426 265	1 192 995
65070000	Head-band, lining, cover, hat foundation, hat frame, peak&chinstrap,for headgear	2 314	9 453	41 417	170 066
66011000	Garden/similar umbrellas	23 519	53 003	244 282	676 841
66019100	Umbrellas & sun umbrellas having a telescopic shaft	96	207	824	1 479
66019900	Umbrellas & sun umbrellas not having a telescopic shaft	3 742	8 349	32 066	63 978
66020000	Walking-sticks, seat-sticks, whips, riding crops & the like	2 735	27 557	10 293	59 988
66032000	Umbrella frames, including frames mounted on shafts(sticks)	-	2	-	1
66039010	Parts,trimmings&acc for articles of Umbrellas&sun umbrellas(incl walking stick umbrellas,garden&similar umbrellas).	2 985	8 711	13 141	53 847
66039020	Parts,trimmings&accessories for articles of Walking-sticks,seat-sticks,whips,riding-crops&the like.	4	504	10	2 635
67010000	Skin&oth part of bird w/ feathr/down,feathr,part of feathr	1 934	3 676	26 558	60 076
67021000	Artificial flower,foliage,fruit & parts thereof of plastics	598	1 024	4 430	9 366
67029010	Artificial flower, foliage, fruit & parts thereof of paper	3	16	13	46
67029020	Artificial flower, foliage, fruit&parts thereof of textilesmaterilas	-	7	-	70
67029090	Artific flower,foliage,fruit&partsthereof of oth materials, not paper/txtil	1 331	9 341	9 386	201 613
67030000	Human hair, dressed, thinned, bleached, othwise worked forwigs/the like	42 837	67 460	163 433	374 813
67041100	Complete wigs of synthetic textiles materials	718 745	2 307 264	16 205 256	49 341 793
67041900	False beards, eyebrows, eyelashes,switches of synthetic textiles materials	216 239	355 735	6 135 305	14 594 108
67042000	Wigs, false beards, eyebrows,eyelashes of human hair	47 638	144 971	11 148 795	31 379 277
67049000	Wigs, false beards, eyebrows,eyelashes,of oth materials	141 480	484 652	4 835 909	20 254 781
68010000	Setts,curbstones&flagstones,of naturals stone(except slate)	910 950	2 126 967	558 384	1 234 004
68021000	Tiles,cubes,similar articles,square<7 cm,artif colored,chipping&powder	441 224	1 275 132	350 347	1 060 867
68022100	Marble, travertine and alabaster; simply cut or sawn, with a flat or even surface	113 191	567 771	80 213	345 724
68022300	Granite; articles thereof, simply cut or sawn, with a flat or even surface	7 230	7 485	3 361	5 488
68022990	Oth monumental/building stone of oth than calcareous stone, simply cut/sawn with a flat surface	2 121 750	5 051 429	1 554 642	3 645 823
68029110	Oth article monumental/building of marble	226 926	733 714	332 434	998 618
68029190	Oth article monumental/building of travertine & alabaster	45 406	67 330	55 098	94 644
68029200	Stone; calcareous (excluding marble, travertine, alabaster) articles thereof, (other than simply cut or sawn, with a flat or even surface)	20 830	103 556	23 223	218 160
68029390	Oth article monumental/building oth of granite	-	108 217	-	138 515
68029900	Stone; natural (excl. marble, travertine, alabaster, other calcareous stone or granite), monumental/building stone, (oth simply cut/sawn, with a flat/even surface)	2 660 755	6 946 804	1 818 025	5 569 554
68030000	Worked slate & articles of slate or of agglomerated slate	9 020	17 320	571	3 922
68041000	Millstones&grindstones for millng,grinding/pulping grinding&pulping	432 714	1 145 503	1 317 239	3 393 425
68042100	Millstones, grindstones, grinding wheels and the like; of agglomerated synthetic or natural diamond	6 058	15 899	649 348	1 760 437
68042200	Millstones, grindstones, grinding wheels and the like; of other agglomerated abrasives or of ceramics	996	10 206	11 660	25 022
68042300	Millstones, grindstones, grinding wheels and the like; of natural stone	40 060	158 063	52 873	168 811
68043000	Hand sharpening/polishing stones	614	6 510	3 775	15 933
68051000	Natural/artificial abrasive powder/grain on a base of woventextile fabric only	26 684	77 439	116 425	486 636



Tabel 3 : Ekspor Indonesia menurut Komoditi ( Kode HS 8 digit )

Maret 2021

Kode H S	Uraian golongan barang	Berat bersih (Kg)		Nilai F.O.B. ( U S \$ )	
		Bulan ini	Kumulatif	Bulan ini	Kumulatif
(1)	(2)	(3)	(4)	(5)	(6)
68052000	Natural/artificial abrasive powder/grain on a base of paper/paperboard	1 527	10 651	24 709	142 372
68053000	Natural/artificial abrasive powder/grain on a base of oth materials	5 883	31 591	32 075	177 185
68061000	Slag wool, rock wool & similar mineral wools in bulk/sheets/rolls	639 437	1 816 556	980 858	2 783 568
68069000	Mixture & article of heat/sound insulating/sound absorb mineral waters	13 173	42 835	161 608	213 343
68071000	Articles of asphalt/of similar material in rolls	101	101	2 774	2 774
68079010	Articles of asphalt/of similar material of tiles, not in rolls	518	1 389	213	1 620
68079090	Articles of asphalt/similar material of oth tiles, not in rolls	256 358	564 304	141 130	338 359
68080030	Panels, boards, blocks and similar articles	99	433	828	4 690
68080090	Chips, particles, sawdust/oth waste of wood, agglomer with cement/plaster	57 803	372 578	180 465	600 981
68091100	Board, sheet, panels, tiles & similr, not ornmted reinforce w/paper/board only faced/reinforced w/paper/paperboard only	2 889 862	7 636 899	459 478	1 332 107
68091990	Oth articles of plaster/compositions based on plaster of oth tiles	87 940	180 260	16 965	35 505
68099090	Oth articles of plaster/cmpositions based on plaster, not dental moulds	-	5 770	-	29 276
68101100	Building blocks & bricks	505 966	1 496 582	40 191	132 825
68101910	Tiles, reinforced or not	68 605	179 974	29 183	67 229
68101990	Flagstones, reinforced or not	235 317	1 219 455	255 965	945 823
68109100	Prefabricated structural components for building or civil engineering	-	3 987 318	-	2 085 144
68109900	Cement, concrete/artificial stone; articles (oth prefabricated structural components for building/civil engineering), whether or not reinforced, n.e.c. in heading no. 6810	577 103	2 866 007	587 681	1 606 934
68114010	Corrugated sheets containing asbestos	330 968	1 269 112	56 603	219 927
68114029	Oth sheets, panel, tile & similr articles containing asbstos for roofing oth than floor/wall tiles containing plastic & roofing, facing/partitioning	205 594	291 676	78 682	116 882
68114030	Tubes or pipes containing asbestos	35	38	615	616
68114050	Oth articles for building construction of containing asbestos	14	19	2 070	2 122
68114090	Oth articles of asbestos cement	5 145	5 153	5 493	5 528
68118100	Corrugated sheets not containing asbestos	2 036 728	3 502 338	416 579	714 060
68118220	Other sheets, panels, tiles & similar articles for roofing facing/partitioning not containing asbestos	1 648 850	1 648 850	312 218	312 218
68118290	Oth sheets, panels, tile & similr articles not cntaining asbstos roof oth than floor/wall tiles contain plastic & roofing, partitioning	2 468 508	14 666 596	558 312	3 001 485
68118990	Oth articles, used for building construction not containing asbestos, not tubes/pipes/Other, kind used building construction	423 360	937 920	103 488	239 139
68128020	Clothing of crocidolite fibres	24	44	49	56
68128090	Oth articles of crocidolite fibres	90	96	3 086	3 087
68129190	Clothing accessories, footwear & headgear of oth crocidolite fibres	11	11	59	59
68129911	Fabric asbes fibres, oth crocidolite, mix with a basis asbes & Magnesium carbonate	-	8	-	91
68129919	Oth fabric asbestos fibres not mix with a basis of asbestos	8	8	100	100
68129920	Floor/wall tiles of fabricated asbestos (oth crocidolite)	46 004	65 863	8 908	14 521
68129990	Oth fabricat asbes fibres of oth croci, not fabricate/floor/wall tiles	60	671	272	5 013
68132010	Brake lining & pad of friction material & articles, containing asbestos	52	1 192	1 958	5 406
68132090	Oth thn brake lining & pad of friction material & article, containing asbestos	2 813	2 821	26 058	26 093
68138100	Brake lining & pad of friction material & article, containing asbestos	92 350	264 095	356 007	1 123 789
68138900	Friction material and articles thereof not mounted; for clutches, with a basis of mineral substances or cellulose	25 539	59 750	247 946	694 034

Tabel 3 : Ekspor Indonesia menurut Komoditi ( Kode HS 8 digit )

Maret 2021

Kode H S	Uraian golongan barang	Berat bersih (Kg)		Nilai F.O.B. ( U S \$ )	
		Bulan ini	Kumulatif	Bulan ini	Kumulatif
(1)	(2)	(3)	(4)	(5)	(6)
68141000	Plates,sheets,strips,of agglomerated or reconstituted mica,whether or not on a support	55	55	283	283
68149000	Mica; worked mica and articles of mica (excluding plates, sheets and strips) whether or not on a support of paper, paperboard or other materials	367	367	3 315	3 315
68151010	Yarn/thread non-electrical articles graphite/ oth carbon	930	2 118	166	1 942
68151020	Bricks,paving slabs,floor tiles,etc non electrical articlesgraphite/carbon	78 458	243 404	66 754	204 385
68151099	Oth non electrical articles graphite or carbon	7 971	36 853	50 515	146 368
68159100	Articles of stone, contents magnesite,dolomite/chromite	-	1 572	-	4 040
68159900	Stone articles and articles of other mineral substances; n.e.c. or included in heading no. 6815	144 473	476 294	246 499	691 201
69010000	Bricks,blocks,tiles&oth ceramic goods of siliceous fossilmeals/of similar siliceous earths	38 426	305 157	15 300	118 271
69022000	Goods of siliceous cont by weight,singly/together alumina,silika,or mixture >50%	40 000	51 047	32 362	46 062
69029000	Goods of siliceous cont by weight,of oth metals compound	407 933	946 099	83 853	215 998
69031000	Refractory ceramic goods; containing by weight +50% of graphite/other forms of carbon or of a mixture of these products, excl those of siliceous fossil meals/similar earths	-	6	-	15 730
69032000	Refractory ceramic goods; containing by weight +50% of alumina/of a mixture or compound of alumina & of silica, excl those of siliceous fossil meals or similar earths	-	146	-	438
69039000	Refractory ceramic goods; composition of which n.e.c. in heading no. 6903, other than those of siliceous fossil meals or similar earths	50 488	137 206	145 807	445 896
69041000	Ceramics building bricks	40 000	76 223	2 020	3 878
69049000	Flooring blocks,support/filler tiles&the like	149 885	382 062	33 732	90 753
69051000	Roofing tiles of ceramic	74 665	198 426	14 920	34 890
69059000	Chimney-pot,cowl,chimney liner,architect ornament&othceramic constr	2 961	6 525	2 317	3 741
69072110	Lining tiles of a kind use for grinding mills,unglazed,water absorption coeff by weight<= 0.5 %	16	139	45	740
69072122	Ceramic,wall tile,unglaze,large surface area capablesquare side<7 cm water absorption coeff by weight<= 0.5 %	19 884	19 884	13 320	13 320
69072123	Pving,wall tiles,glaze,largest surface area capablesquare side<7 cm water absorption coeff by weight<= 0.5 %	340 052	828 237	116 253	219 729
69072124	Ceramic,wall tiles,glaze ,large surfce area capablesquare side<7 cm water absorption coeff by weight<= 0.5 %	272 694	906 694	73 622	221 469
69072191	Paving,wall tiles,unglaze ,large surface area capablesquare side>7 cm water absorption coeff by weight<= 0.5 %	181 395	814 035	71 446	322 071
69072193	Paving,wall tiles,glaze ,large surface area capablesquare side>7cm water absorption coeff by weight<= 0.5 %	2 471 370	7 131 059	1 206 682	3 440 646
69072194	Ceramic,wall tiles,glaze ,large surface area capablesquare side>7cm water absorption coeff by weight<= 0.5 %	4 980 040	12 538 579	1 554 854	3 913 637
69072213	Paving,wall tiles,glaze ,large surface area capable square side<7 m water absorp 0.5%<coeff weight<=10%	153 294	332 178	34 303	79 556
69072293	Pving,wall tiles,glaze ,largst surfce area capable square side>7cm of waterabsorp 0.5%<coeff weight<=10%	5 038 431	13 734 836	853 480	2 391 823
69072294	Ceramic,wall tiles,glaze ,large surface area capable square side>7cm of water absorp 0.5%<coeff weight<=10%	945 444	2 596 846	244 814	641 561
69072313	Paving,wall tiles,glaze ,large surface area capable square side<7 cm of water absorp coeff weight>10%	4 313 090	10 683 377	815 718	2 100 259
69072392	Ceramic,wall tile,unglaze ,large surface area capable square side>7cm of water absorp coeff weight>10%	-	15 247	-	8 361
69072394	Ceramic,wall tiles,glaze ,large surface area capble square side>7cm of water absorp coeff weight>10%	4 217 036	8 399 654	865 501	1 737 957
69073099	Mosaic cubes&the like,oth than subheading 6907.40 glazedlargest surface of capable being enclosed square side<7 cm	6 598	11 348	2 930	3 805
69074021	Finishing ceramics of other articles,having largest surfacearea visible after mounting is not exceeding 49 cm2 Unglazed	8	165	159	309

Tabel 3 : Ekspor Indonesia menurut Komoditi ( Kode HS 8 digit )

Maret 2021

Kode H S	Uraian golongan barang	Berat bersih (Kg)		Nilai F.O.B. ( U S \$ )	
		Bulan ini	Kumulatif	Bulan ini	Kumulatif
(1)	(2)	(3)	(4)	(5)	(6)
69074022	Finishing ceramics of oth articles, having a largest surface area visible after mounting is not exceeding 49 cm <sup>2</sup> glazed	19 246	63 657	9 011	25 377
69074091	Other finishing ceramics unglazed	-	6	-	5
69091100	Ceramic of porcelain/china for laboratory, chemical/oth tech	798 890	2 373 259	3 480 339	10 378 830
69091900	Ceramic wares; for laboratory, chemical or other technical uses, other than articles having a hardness equivalent to 9 or more on the Mohs scale or of porcelain or china	699 041	2 295 642	6 911 500	22 121 057
69099000	Ceramic wares; pots, jars & similar articles of a kind used for the conveyance/packing of goods & ceramic troughs, tubs & similar receptacles used in agriculture	48 435	83 501	63 439	709 475
69101000	Ceramic sinks, wash basins, wash basin of porcelain/china	1 155 222	2 517 802	2 950 214	6 454 551
69109000	Ceramic sinks, wash basins, wash basin of oth thn porcelain/china	61 746	136 989	137 270	378 549
69111000	Tableware&kitchenware of porcelain/china	1 168 997	3 088 517	6 367 407	16 615 627
69119000	Household and toilet articles; n.e.c. in heading no. 6911, of porcelain or china	8 689	110 652	28 991	234 181
69120000	Tableware&kitchenware, oth household toilet art, oth than porcelain/china	392 668	1 152 583	1 303 589	3 734 009
69131010	Ornamental cigarette box & ashtray of porcelain/china	5	6	30	44
69131090	Oth thn ornamental cigarette box&ashtray of porcelain/china	2 639	17 903	25 262	115 340
69139010	Ornamental cigarette box&ashtray of oth thn porcelain/china	173	807	756	2 257
69139090	Oth thn ornamental cigarette box&ashtray of oth porcelain/china	62 358	279 056	212 186	1 089 329
69141000	Ceramic articles n.e.c. in chapter 69; of porcelain or china	250 179	621 460	1 114 406	2 835 452
69149000	Ceramic articles n.e.c. in chapter 69; other than of porcelain or china	281 835	557 618	545 663	1 038 281
70022000	Glass in rods	-	2	-	50
70023190	Oth of fused quartz/oth fused silica for vacuum tubes	6	10	56	333
70023920	Oth transparent neutral glass for enamel glass, with 3mm<=diameter<22mm	4	576	13	1 889
70023990	Oth glass having linear coeff. 0-300c oth thn vacuum&borosilic glass tube	468	1 026	17 569	26 645
70031220	Cast&rolled glass, non-wired sheet, coloured, opacified, flashed reflecting/non layer, in squares shape, not optical glass	320	2 068	160	2 676
70031290	Other cast&rolled glass, non-wired sheet, coloured, opacified, flashed, reflecting layer/non layer	2 074	91 363	7 531	67 629
70031910	Cast&rolled glass, non-wired sheet, optical glass, not optically worked	23	23	1 564	1 564
70031990	Cast&rolled glass, non-wired sheet, in squares shape, not optical glass	17 791	123 916	17 233	82 232
70033010	Cast glass and rolled glass, profiles in squares/rectangular shape including 1 or more corners cut	15	15	25	25
70033090	Other cast glass and rolled glass in profiles	288	817	1 060	2 542
70042090	Optical drawn, blown glass, optically worked, flashed, opacified absorbent	12	1 925	46	13 277
70049090	Oth optical drawn, blown glass, optically worked, flashed, opacified, absorbent	26 884	40 559	50 447	75 112
70051010	Optical float glass, not optically worked, flashed, opacified, absorbent	5 148 107	16 399 024	1 501 063	4 495 061
70051090	Oth non-wired glass, absorbent reflecting/non-reflecting layer	2 694 797	6 975 562	1 819 094	4 635 356
70052110	Oth non-wired glass, colored, opacified optical glass, not optically worked	9 856 140	24 276 129	3 395 488	7 931 460
70052190	Oth non-wired glass, colored, optically worked, flashed, opacified	15 806 800	43 924 892	5 590 193	16 595 223
70052990	Oth non-wired glass, not colored, optically worked	2 250 523	6 979 423	622 900	1 965 411
70053000	Float glass&surface ground/polish glass, wired glass	-	500	-	8 850
70060010	Optical glass, not optically worked, for glass of heading 70.03, 70.04, 70.05	-	4	-	58
70060090	Optical glass, optically worked for glass of heading 70.03, 70.04, 70.06	13 259	65 611	24 164	104 466
70071110	Toughened (tempered) safety glass suitable for vehicles of chapter 87	306 497	719 177	759 780	1 905 168

Tabel 3 : Ekspor Indonesia menurut Komoditi ( Kode HS 8 digit )

Maret 2021

Kode H S	Uraian golongan barang	Berat bersih (Kg)		Nilai F.O.B. ( U S \$ )	
		Bulan ini	Kumulatif	Bulan ini	Kumulatif
(1)	(2)	(3)	(4)	(5)	(6)
70071910	Toughened(temperd)safety glass suitable for machine of head84.29/84.30	-	33	-	662
70071990	Toughened(tempered)safety glass suitable for oth machinery0	29 976	95 325	18 732	54 830
70072110	Laminated safety glass suitable for vehicles of chapter 870	541 409	1 387 447	1 251 972	3 189 703
70072990	Laminated safety glass suitable for oth machinery	133 579	225 976	111 500	174 643
70080000	Multiple-walled insulating units of glass	997 853	1 043 797	124 117	213 235
70091000	Rear-view mirrors for vehicles	15 371	66 617	324 776	897 993
70099100	Glass mirros, unframed	2 715 489	6 170 484	1 631 814	3 763 339
70099200	Glass mirros, framed	245 067	595 489	1 291 319	3 058 719
70101000	Ampoules of glass	16 870	49 149	126 322	424 100
70102000	Stoppers, lids & oth closures of glass	-	0	-	2
70109010	Carboys & demijohns	20 001	36 857	15 974	29 922
70109040	Bottles&vials for antibiotics,serums,oth injectables,intravenous infus	361 424	767 935	3 526 676	7 455 089
70109091	Oth bottle for intravenous fluid of a cpacity exceeding 1	104	104	88	88
70109099	Oth bottle intravenous fluid of a cpacity not exceeding 1	5 268 148	10 543 657	2 199 816	4 552 817
70111090	Glass envelops for electric lighting, oth than stem	346	376	4 125	5 105
70112000	Glass envelops for cathode-ray tubes	97	286	1 559	3 632
70131000	Glassware of a kind used for table,kitchen, toilet,office of glass-ceramic	2 841	55 693	6 166	63 063
70132800	Stemware drinking glasses,neither glass-ceramics nor leadcrystal	102 869	175 136	85 368	179 936
70133300	Glassware; drinking glasses (not stemware), of lead crystal	-	1 735	-	918
70133700	Glassware; drinking glasses (not stemware), other than of lead crystal or glass-ceramics	119 816	255 580	121 741	210 342
70134200	Glassware for table not drinking glass)ktchn,linear coef<5x106/Kelvin,0-3000C	5 986	11 546	4 341	7 387
70134900	Glassware of a kind used for table or kitchen purposes (not drinking glasses or of glass-ceramics), of glass n.e.c. in item no. 7013.4	4 146 715	8 450 477	3 066 540	6 320 029
70139100	Glassware; n.e.c. in heading no. 7013, of lead crystal	2 702	13 504	1 398	6 892
70139900	Glassware; n.e.c. in heading no. 7013, other than of lead crystal	352 557	898 523	964 961	2 470 577
70140090	Other signalling glassware&optical elements of glass,not optically worked	39	54	56	513
70159010	Clock or watch glasses	-	136	-	116
70159090	Glasses for non-corrective spectacles; hollow glass spheres&their segments	3	3	124	124
70161000	Glass cubes&oth glass smallwares,for mosaics/decorative purposes	195	465	7 444	13 417
70169000	Multicellular or foam glass; in blocks, panels, plates, shells or similar forms; paving blocks, slabs, bricks and other articles of pressed or moulded glass	2 767 638	6 582 936	1 190 847	2 836 388
70172000	Laboratory,hygienic/pharmaceutical w/coef< 5x106/kelvin,0-3000c	5 380	19 094	93 875	362 981
70179000	Laboratry,hygienic/pharmaceutical glasswre,nor fused quartz/fused silica	21 827	45 663	331 778	704 635
70181010	Glass beads	706	1 597	25 278	43 235
70181090	Imitation pearls, imitation precious/semi-precious stonesand similar glass smallwares	3 044	9 698	8 683	39 610
70189090	Glass eyes,not prsthtc artcls,ornamnt of lamp-worked glass,not imittn jewellery	1 320	3 687	701	4 063
70191200	Rovings of glass fibres	-	160	-	362
70191910	Yarn of glass fibres	91	116	1 391	1 651
70191990	Sliver of glass fibres	6 901	14 303	13 151	84 141
70193100	Mats of glass fibres	31 775	118 250	218 218	800 281
70193200	Thin sheets (voiles) of glass fibres	6	6	821	822
70193910	Asphalt/coal-tar impregnatd glass-fibre outerwrap forpipelines	19	19	44	44
70193990	Mattresses,boards&similar nonwoven products of glass fibres	-	38	-	3 021
70195200	Glass fibres; woven fabrics (oth of rovings), of a width exceeding 30cm, plain weave, weighing less than 250g/m2, of filaments measuring per single yarn not +136 tex	794	2 381	6 585	20 281

Tabel 3 : Ekspor Indonesia menurut Komoditi ( Kode HS 8 digit )

Maret 2021

Kode H S	Uraian golongan barang	Berat bersih (Kg)		Nilai F.O.B. ( U S \$ )	
		Bulan ini	Kumulatif	Bulan ini	Kumulatif
(1)	(2)	(3)	(4)	(5)	(6)
70195900	Glass fibres; woven fabrics (other than of rovings), n.e.c. in item no. 7019.5	25	459	494	7 823
70199010	Glass fibres (including glass wool)	6 188	20 699	50 327	169 289
70199090	Other article of glass fibres	2 059	17 255	7 102	64 557
70200011	Glass moulds for the manufacture of acrylic goods	1 444	5 078	6 453	21 638
70200019	Glass moulds for other purposes	18 934	49 145	58 966	124 948
70200040	Evacuated tubes for solar energy collectors	-	93	-	272
70200090	Other articles of glass.	77 966	116 452	229 823	403 191
71012100	Cultured pearls,fresh water,unworked	1 657	2 149	6 959 487	12 049 997
71012200	Cultured pearls,salt water,unworked	97	218	814 200	1 762 133
71022900	Diamonds,worked,not mounted/set,industrial	0	0	16 744	35 703
71023900	Diamonds,worked,not mounted/set,non-industrial	1	1	124 601	162 700
71031010	Precious stones,unworked/simplely sawn/roughly shaped,rubies	653	1 045	20 976	33 955
71031090	Oth precious stones,unworked/simplely sawn/roughly shaped	320	350	73 964	74 376
71039190	Sapphires & emeralds, worked	250	605	5 015	10 348
71049000	Stones; precious or semi-precious, synthetic/reconstruct, worked/graded or not, temporarily strung for transport convenience, n.e.c. in item no. 7104.20	2 155	9 536	30 850	213 062
71059000	Dust&powder/of other natural/synthetic precious/semiprecious stones	-	1	-	1
71061000	Silver powder	700	2 450	525 526	2 010 165
71069100	Silver, unwrought	15 200	42 207	12 418 328	35 036 316
71081210	Gold in lumps, ingots or cast bars	2 881	8 425	158 677 409	484 098 324
71102190	Palladium, unwrought, in other form	22	22	69 062	69 062
71103900	Rhodium, wrought	7	15	106 904	145 869
71129100	Waste and scrap of gold, including metal clad with gold but excluding sweepings containing other precious metals	51	117	2 952 700	6 623 841
71129200	Waste and scrap of platinum, incl metal clad with platinum but excluding sweepings containing other precious metals	172	44 144	8 055	2 921 598
71129910	Waste and scrap of silver,including metal clad with silver but excluding sweepings containing other precious metals	1 846	4 590	231 779	1 961 181
71129990	Waste and scrap of a kind used principally for the recoveryof precious metal, oth gold, platinum and silver	153 307	365 008	88 843 880	239 713 729
71131110	Part of silver jewellery articles, whether or notplated or clad with precious metal	185	632	673 703	1 976 407
71131190	Silver jewellery articles, whether or notclad with precious metal	8 114	20 964	6 094 459	17 281 091
71131910	Part of jewellery of precious metal (excl silver), whetheror not plated or clad with	62	189	708 425	1 288 056
71131990	Articles of jewellery of precious metal, whether or notplated or clad with	4 499	9 042	167 386 639	324 764 177
71132010	Part of base metal jewellery, clad withprecious metal	1	1	20	20
71132090	Base metal jewellery , clad with precious metal	157	350	1 283	37 961
71141100	Articles of silversmiths' wares and parts there of, precious metal or of metal clad with precious metal	157	193	134 242	143 413
71159090	Other articles of other than gold or silver	1	1	4 704	4 704
71161000	Articles of natural or cultured pearl	0	0	32	32
71162000	Articles of precious or semi-precious stones (natural, synthetic or reconstructed)	3 967	4 090	124 180	129 329
71171110	Part of imitation jewellery of base metal, whether ornot plated with precious metal parts of cuff-links and studs	-	1	-	97
71171190	Imitation jewellery of base metal, whether or not platedwith precious metal cuff-links and studs	4 885	14 818	504 387	1 373 156
71171910	Imitation jewellery of base metal, whether or not platedwith precious metal, bangles	2	65	89	1 679
71171920	Other imitation jewellery of base metal, whether or not plated with precious metal	6 517	16 695	466 396	1 144 445
71171990	Part of other imitation jewellery of base metal, whetheror not plated with precious metal	9 942	29 540	395 752	1 128 194
71179011	Bangles,wholly of plastics or glass	735	1 865	114 673	280 233

Tabel 3 : Ekspor Indonesia menurut Komoditi ( Kode HS 8 digit )

Maret 2021

Kode H S	Uraian golongan barang	Berat bersih (Kg)		Nilai F.O.B. ( U S \$ )	
		Bulan ini	Kumulatif	Bulan ini	Kumulatif
(1)	(2)	(3)	(4)	(5)	(6)
71179012	Bangles,wholly of wood,tortoise shell,ivory,bone,horn,coral,mother-of-pearl&other animal carving material	4 537	16 938	6 994	47 952
71179013	Imitation jewellery, bangles, wholly of porcelain or china	-	10	-	8
71179019	Imitation jewellery, bangles, of other material	294	560	26 222	55 904
71179021	Other Imitation jewellery, wholly of plastics or glass	814	1 674	25 073	63 219
71179022	Other Imitation jewellery,wholly wood,tortoise shell,ivorymother of-pearl,mineral/oth animal carving material	10 395	22 027	36 547	106 942
71179029	Other imitation jewellery of other material	128	456	32 072	38 077
71179091	Imitation jewellery,parts wholly of porcelain/china	-	13	-	244
71179092	Imitation jewellery,parts wholly wood,tortoise shell,ivory,mother pearl&vegetable/mineral/oth animal carving material	187	655	4 945	16 227
71179099	Oth than imitation jewellery,parts wholly of porcelain or china	6 005	10 167	178 779	283 120
71181090	Other than gold & silver coin not being legal tender	2	378	8 369	56 169
71189090	Other than Gold & silver coin, whether or not legal tender	-	80	-	2 107
72015000	Pig iron&spiegeleisen in pig,alloy pig iron,spiegeleisen	2 500 030	23 606 730	1 600 019	17 067 189
72023000	Ferro-silico-manganese	647 000	1 128 200	716 383	1 229 409
72026000	Ferro alloy nickel	295 485 622	853 369 886	554 356 780	1 547 095 168
72029900	Ferro-alloys; n.e.c. in heading no. 7202	3 044	41 769	8 372	100 750
72041000	Ferrous waste&scrap,remelting scrap ingots of iron/steel cast iron	514 480	527 645	271 645	276 682
72042100	Ferrous waste&scrap, remelting scrap ingots of iron/steel stainless steel	4 460 632	13 663 935	6 544 340	18 659 433
72044900	Ferrous waste and scrap; n.e.c. in heading no. 7204	138 795	1 782 340	61 905	573 535
72051000	Pig iron, spiegeleisen, iron or steel of granules	1	10 000 001	160	420 160
72052100	Pig iron, spiegeleisen, iron or steel of alloy steel	18 500	18 500	3 700	3 700
72052900	Iron or steel, pig iron, spiegeleisen; powders (excluding alloy steel)	-	7 000	-	20 195
72061090	Iron&non-alloy steel in ingots/oth primary formsexcl iron heading 72.03,weight<0.6 %carbon	-	71	-	2 800
72069000	Iron and non-alloy steel in primary forms, oth than ingots (excluding iron of heading 72.03).	3 474	9 902	24 648	50 999
72071100	Semi-finish product iron/non-alloy steel weight<0.25%carbon,cross-section,measuring<twice thickness	263 797 110	459 730 600	146 145 296	247 364 308
72071210	Semi-finish product iron/non-alloy steel slabs<0.25% carbon,cross-sect,measuring<twice the thickness	35 625 600	75 523 950	22 149 235	42 246 630
72071290	Semi-finish product iron/non-alloy steel thin<0.25% carbon,cross-section,measuring<twice the thickness	2 223	3 439	5 348	13 197
72071900	Iron or non-alloy steel; semi-finished products of iron or non-alloy steel, containing by weight less than 0.25% of carbon, other than rectangular or square cross-section	142 749	306 226	96 221	215 406
72072029	Oth than blocks roughly shaped forging sheet bars thins0.25%>=weight<0.6% carbon	-	9 948 568	-	5 552 235
72072092	Blocks roughly shaped forging; sheet bars,not slabs weight>=0.6% carbon	229	500	752	1 687
72082500	Iron/non-alloy steel in coils, until hot-rolled, pickled,width>=600mm, of a thickness>=4.75mm;not clad, plated/coated	72	3 261	1 609	8 963
72082600	Iron/non-alloy steel in coils, until hot-rolled, pickled,width>=600mm,3mm>=thick< 4.75mm; not clad, plated/coated	898 680	1 360 730	721 243	1 054 940
72082711	Iron/non-alloy steel in coils,until hot-rolled,width>=600mmpickled;not clad, plated/coated, thick<2mm, carbon>=0.6%	-	147	-	2 967
72082719	Iron/non-alloy steel in coils,until hot-rolled,width>=600mmpickled; not clad, plated/coated, thick<2mm, carbon<0.6%	-	102 229	-	108 079
72082799	Iron/non-alloy steel in coils,until hot-rolled,width>=600mmpickled; not clad, plated/coated,2mm<=thick>3mm,carbon<0.6%	2 053 063	5 454 476	1 687 223	3 715 147

Tabel 3 : Ekspor Indonesia menurut Komoditi ( Kode HS 8 digit )

Maret 2021

Kode H S	Uraian golongan barang	Berat bersih (Kg)		Nilai F.O.B. ( U S \$ )	
		Bulan ini	Kumulatif	Bulan ini	Kumulatif
(1)	(2)	(3)	(4)	(5)	(6)
72083600	Iron/non-alloy steel in coils,until hot-rolled,width>=600mmpickled; not clad, plated/coated,of a thick>10mm,carbon<0.6%	2 200 000	4 375 221	1 672 500	3 117 956
72083700	Iron/non-alloy steel in coils,until hot-rolled,width>=600mmpickled;not clad,plated/coated,4.75mm>=thick<10mm,carbo<0.6%	15 375 820	25 523 820	11 809 603	18 335 968
72083800	Iron/non-alloy steel in coils,until hot-rolled,width>=600mmpickled;not clad,plated/coated,3mm>=thick<3.47mm,carbon<0.6%	4 715 147	16 611 957	3 628 022	11 193 027
72083990	Iron/non-alloy steel in coils,until hot-rolled,width>=600mmpickled;not clad, plated/coated,3mm<=thick>0.17mm,carbo<0.6%	3 028 130	10 844 130	2 403 382	7 302 844
72084000	Iron/non-alloy steel not in coils,until hot-rolled,>=600mmwith patterns in relief	-	41 800	-	29 887
72085100	Iron/non-alloy steel not in coils,until hot-rolled,>=600mmwith patterns in relief of a thickness > 10 mm	31 614 792	87 354 011	18 275 203	49 537 291
72085200	Iron/non-alloy steel not in coils,until hot-rolled,>=600mmwith patterns in relief >=4.75 mm thicknes<10 mm	3 225 078	40 909 184	2 107 898	22 923 978
72085300	Iron/non-alloy steel not in coils,until hot-rolled,>=600mmwith patterns in relief >=3 mm thicknes<4.75 mm	-	45 000	-	28 609
72085490	Iron/non-alloy steel not in coils,until hot-rolled,>=600mmwith patterns in relief >=0.17mm&containig <0.6 % of carbon	-	90 000	-	57 218
72089090	Oth than not in coils, not further worked than hot-rolled,with patterns in relief	213 975	411 880	165 194	293 999
72091690	Iron/non-alloy steel, in coil cold-rolled of width >=600 mmnot coated, <1mm&thickness <3mm of a width >1.250 mm	11 130	62 656	33 816	187 244
72091710	Iron/non-alloy steel, in coil cold-rolled of width >=600 mmnot coated,>=0.5mm thickness<1 mm of a width <1.250 mm	11 410	11 410	15 950	15 950
72092610	Not in coils, not further worked than cold-rolled >1 thickness <3mm, of width <1,250 mm	-	39 991	-	25 492
72092710	Not in coils, not further worked than cold-rolled >=0.5mm thickness <1mm, of width <1,250 mm	-	120 681	-	91 183
72092790	Not in coils, not further worked than cold-rolled >=0.5mm thickness <1mm, of width >1,250 mm	18 728	20 663	21 388	25 588
72092890	Not in coils, not further worked than cold-rolled >0.5mmthickness>=0.17mm,weight>0.6% carbon	-	929 921	-	746 142
72101210	Iron or non-alloy steel, of a width>= 600 mm, clad, plated/coated tin, thickness<0.5mm&weight>=0.6 % carbon	1	1	3	3
72101290	Iron or non-alloy steel, of a width>= 600 mm, clad, plated/coated tin, thickness<0.5mm&weight<=0.6 % carbon	65 122	205 605	73 927	232 928
72103011	Iron/non-alloy steel,width>=600 mm,electrolytically coated with zinc,thickness<=1.2mm&weight<0.6 % carbon	-	12 220	-	13 961
72103019	Iron/non-alloy steel,width>=600 mm,electrolytically coated with zinc,1.2mm > thickness >1.5mm&weight<0.6 % carbon	4 885	14 209	110 331	209 588
72104912	Oth than iron/non-alloy steel,width>=600 mm,coated zinc byiron zinc method,weight <0.04% carbon& thickness<=1.2mm	1 269 170	4 347 115	1 429 468	4 329 397
72105000	Iron/non-alloy steel,width>=600 mm,coated chromium oxidesor with chromium and chromium oxides	524 424	1 473 486	1 012 401	2 224 407
72106111	Iron/non-alloy steel,width>=600 mm,coated aluminium zinc alloys&weight <0.6 % carbon,thickness <=1.2 mm	1 350 764	3 851 025	1 038 973	2 755 488
72107011	Painted,varnished/coated with plastics, containing weight<0.6 % carbon & thickness <=1.5 mm	-	4	-	16
72109090	No painted,varnished/coated with plastics,containing weight<0.6 % carbon & thickness >1.5 mm	33 600	78 400	65 877	153 765
72111919	Oth than coils for re-rolling,Iron/non alloy steel,width>=150mm width<600mm,thickness<=4.75mm,weight<0.6%carbon	5 003	5 003	5 503	5 503
72112390	Oth than Iron/non alloy steel,cold reduced,>=400mm width<600mm, not coated,thickness<=0.17mm,weight,0.25%carbon	-	15 966	-	31 373
72121019	Flat-rolled iron/non-alloy steel,coated tin,weight<0.6%carbon, hoop&strip 400mm>width<600mm	-	5	-	11

Tabel 3 : Ekspor Indonesia menurut Komoditi ( Kode HS 8 digit )

Maret 2021

Kode H S	Uraian golongan barang	Berat bersih (Kg)		Nilai F.O.B. ( U S \$ )	
		Bulan ini	Kumulatif	Bulan ini	Kumulatif
(1)	(2)	(3)	(4)	(5)	(6)
72122010	Flat-rolled iron/non-alloy steel,coated electrolytically zinc,weight>0.6% carbon, hoop&strip <=400mm	-	311	-	547
72122090	Flat-rolled iron/non-alloy steel,coated electrolytically zinc,weight<0.6% carbon,thickness>1.5mm	-	1 020	-	773
72125019	Other than flat-rolled iron/non-alloy steel,coated chromiumoxides/chromium&chromium oxides,hoop&other universal plates	6 087	9 125	5 378	8 485
72125024	Flat-rolled iron/non-alloy steel,coated aluminium-zincalloys,hoop and strip, width>25 mm	484 607	617 060	374 062	469 180
72125029	Flat-rolled iron/non-alloy steel,coated aluminium-zincalloys,other hoop and strip, width>25 mm	-	1 203	-	2 371
72125099	Oth than flat-roll iron/non-alloy steel,not coated,hoop&strip,,width>25 mm	-	49	-	817
72131010	Bars&rods,hot-rolled,in irregularly wound coils,iron/nonalloy steel,ribs,rolling process:diameter<50mm	10 160	10 160	770	770
72131090	Bars&rods,hot-rolled,in irregularly wound coils,iron/nonalloy steel,ribs,rolling process:diameter>50mm	-	204	-	528
72132000	Iron or non-alloy steel; bars and rods, hot-rolled, in irregularly wound coils, of free-cutting steel	2 000	24 009	2 280	30 385
72139110	Bars&rods,hot-rolled,in irregularly wound coils,iron/nonalloy steel,ribs,measuring diameter<14mm,soldering sticks	16 030 746	35 889 726	10 516 654	21 247 405
72139120	Bars&rods,hot-rolled,in irregularly wound coils,iron/nonalloy steel,ribs,measuring diameter<14mm,rebars	6 193 080	6 193 080	3 890 409	3 890 409
72139190	Oth than bars&rods,hot-rolled,in irregularly wound coils,iron/non alloy steel,ribs,measuring diameter<14mm,rebars	40 592 222	120 384 260	25 439 136	69 272 236
72139910	Bars&rods,hot-rolled,in irregularly wound coils,iron/nonalloy steel,ribs,measuring diameter>14mm,soldering sticks	1	1	2	2
72139990	Oth than bars&rods,hot-rolled,in irregularly wound coils,iron/non alloy steel,ribs,measuring diameter>14mm,rebars	41	41	219	219
72141019	Bars&rods iron/non-alloy steel, hot-rolled,twisted after rolling, forged&weight<0.6%,not circular cross-section	251 856	291 281	134 387	307 404
72141029	Bars&rods iron/non-alloy steel, hot-rolled,twisted after rolling, forged&weight>0.6%,not circular cross-section	40	40	12	12
72142039	Containing indentations,ribs,grooves,twisted after rolling,weight<0.6%carbon,cross-section, not used rebars	413 377	14 776 258	265 047	9 199 815
72142061	Containing indentations,ribs,grooves,twisted after rolling,weight>0.6%carbon,not cross-section,used rebars	7 200	9 463	2 225	2 605
72149119	Containing indentations,ribs,grooves,twisted after rolling,0.17%<=weight>0.46%carbon&,1,2%<=weight>1.65% manganese	-	200	-	1 925
72149919	Oth than rectangular (other than square) cross-section;weight>=0.6%carbon&weight >1.15% manganese	-	515	-	414
72149991	Rectangular (other than square) cross-section;0.38%<weight=<0.6%carbon,<0.05% fosfor&<=0.05% sulfur	678 063	1 541 106	507 104	1 456 561
72149992	Rectangular (other than square) cross-section;weight>=0.38%carbon&<1.15% manganese	3 785	3 785	3 389	3 389
72149993	Rectangular (other than square)cross-section;>=0.15%weight <0.46% carbon & 1,2%>=weight<1.65% manganese	83 394	83 394	70 595	70 595
72149999	Rectangular (other than square)cross-section;<=0.15%weight >0.46% carbon & weight>=1.65% manganese	363 349	1 314 758	251 160	821 456
72155010	Oth bar&rod iron/non-alloy steel,free-cut steel,not furtherwork than cold finished,weight>=0.6%carbon,oth section	-	73	-	100
72159090	Oth bar&rod iron/non-alloy steel,free-cut steel,further work than cold finished,not kind used rebars	2 340	3 989	725	3 349
72162110	Angles,shapes&sect iron/non-alloy steel,L sect,not furtherwork than hot-rolled/extrude,height<80 mm,weight<0.6%carbon	-	51 524	-	41 992



Tabel 3 : Ekspor Indonesia menurut Komoditi ( Kode HS 8 digit )

Maret 2021

Kode H S	Uraian golongan barang	Berat bersih (Kg)		Nilai F.O.B. ( U S \$ )	
		Bulan ini	Kumulatif	Bulan ini	Kumulatif
(1)	(2)	(3)	(4)	(5)	(6)
72162190	Angles,shapes&sect iron/non-alloy steel,L sect,not furtherwork than hot-rolled/extrude,height<80 mm,weight>0.6%carbon	19 850	124 528	427 522	498 848
72162200	Angles,shapes&sect iron/non-alloy steel,T sect,not furtherwork than hot-rolled/extrude,height<80 mm,weight<0.6%carbon	-	34 573	-	147 466
72163190	Angles,shapes&sect iron/non-alloy steel,U sect,not further work than hot-roll/extrude,height<80 mm,weight<=0.6%carbon	861	861	920	920
72163290	Angles,shapes&sect iron/non-alloy steel,I sect,not furtherwork than hot-roll/extrude,thickness>=5mm	-	4 538	-	2 427
72163319	Angles,shapes&sect iron/non-alloy steel,H sect,not furtherwork than hot-roll/extrude,carbon<0.6%,thickness flange>=web	-	79	-	46
72164090	Angle,shape&sect iron/non-alloy steel,L/T sect,not furtherwork than hot-roll/extrude,height>=80mm&weight<=0.6%carbon	-	588	-	353
72165019	Angle,shape&sect iron/non-alloy steel,not further work thanhot-roll/extrude,height<80mm&weight<=0.6%carbon	-	9 901	-	6 116
72165099	Angle,shape&sect iron/non-alloy steel,not further work thanhot-roll/extrude,height>80mm&weight<=0.6%carbon	198	792	223	902
72166900	Angle,shape&sect iron/non-alloy steel,not further work thancold-formed/finished,obtained from not flat-rolled products	15 833	15 833	37 566	37 566
72169900	Angle,oth than slotted angles,further work than hot finish,from flat-rolled product	3 569	27 684	2 199	34 980
72171010	Wire iron/non-alloy steel,not plated, whether/not polished,weight>=0.25%carbon	46 188	104 960	51 966	132 277
72171022	Wire iron/non-alloy steel,Bead,reed,wire kind used makingstrands for prestressing concrete; free-cutting steel wire	-	3 705	-	5 780
72171029	Oth than wire iron/non-alloy steel,Bead,reed,wire kind usedmaking strands prestressing concrete,free-cutting steel wire	121	124	639	645
72171039	Oth than wire iron/non-alloy steel,wire of a kind used formaking strands for prestressing concrete	162 521	427 584	351 238	890 273
72172010	Wire iron/non-alloy steel,plated/coated with zinc, weight<0.25% carbon	24 050	86 439	28 620	92 454
72172091	Wire iron/non-alloy steel,steel core wire kind use forsteel reinforced aluminium conductors weight >=0.45% carbon	-	7	-	8 200
72172099	Wire iron/non-alloy steel,steel core wire kind use forsteel unreinforced aluminium conductor weight<=0.45%carbon	602 379	1 893 458	597 660	1 738 301
72173019	Wire iron/non-alloy steel,plated with oth base metal,weight<0.25%carbon,not plated tin	636 421	1 701 486	753 894	1 947 048
72173033	Wire iron/non-alloy steel,weight>=0.6%carbon,brass coatedsteel wire kind used manufacture of pneumatic rubber tyres	32 717	45 302	36 739	65 976
72173034	Wire iron/non-alloy steel,weight>=0.6%carbon,copper coatedsteel wire kind used manufacture of pneumatic rubber tyres	116 895	312 627	45 335	186 565
72179090	Oth than wire iron/non-alloy steel,weight>0.25%carbon	2 741	2 741	11 734	11 734
72181000	Stainless steel in ingots/other primary form,semi-finishproduct stainless steel	2	2	7	7
72189100	Steel, stainless; semi-finished products, of rectangular (other than square) cross-section	28 577 850	68 837 960	47 350 127	111 911 099
72189900	Steel, stainless; semi-finished products, other than of rectangular cross-section	98 707 310	213 557 845	177 604 075	360 402 520
72191100	Flat-rolled product stainless steel,width>=600mm,unfurtherwork than hot-rolled in coils,thickness>10mm	1 696 785	3 855 805	3 103 226	7 000 482
72191200	Flat-rolled product stainless steel,width>=600mm,unfurtherwork than hot-rolled in coils,4.75mm>=thickness<10mm	35 741 715	105 268 275	66 327 712	189 809 572

Tabel 3 : Ekspor Indonesia menurut Komoditi ( Kode HS 8 digit )

Maret 2021

Kode H S	Uraian golongan barang	Berat bersih (Kg)		Nilai F.O.B. ( U S \$ )	
		Bulan ini	Kumulatif	Bulan ini	Kumulatif
(1)	(2)	(3)	(4)	(5)	(6)
72191300	Flat-rolled product stainless steel,width>=600mm,unfurtherwork than hot-rolled in coils,3mm>=thickness<4.75mm	64 514 420	179 531 825	120 845 793	322 279 855
72191400	Flat-rolled product stainless steel,width>=600mm,unfurtherwork than hot-rolled in coils,thickness<3mm	16 428 070	49 444 820	31 087 628	87 605 792
72192300	Flat-rolled product stainless steel,width>=600mm,unfurtherwork than hot-rolled not in coils,3mm>=thickness<4.75mm	2 633	2 633	8 911	8 911
72193100	Flat-rolled product stainless steel,width>=600mm,unfurtherwork than cold-rolled,thickness>=4.75mm	683 159	6 075 384	1 300 637	10 662 284
72193200	Flat-rolled product stainless steel,width>=600mm,unfurtherwork than cold-rolled,3mm>=thickness<4.75mm	21 353 132	66 190 596	40 782 345	120 872 800
72193300	Flat-rolled product stainless steel,width>=600mm,unfurtherwork than cold-rolled,1mm>=thickness<3mm	44 088 330	137 108 104	84 820 275	254 330 907
72193400	Flat-rolled product stainless steel,width>=600mm,unfurtherwork than cold-rolled,0.5mm>=thickness<1mm	1 875 973	14 310 947	3 904 223	28 375 547
72193500	Flat-rolled product stainless steel,width>=600mm,unfurtherwork than cold-rolled,thickness<0.5mm	429 196	1 414 692	1 002 919	3 062 900
72199000	Steel, stainless; flat-rolled, width 600mm or more, n.e.c. in heading no. 7219	122	27 422	6 161	64 565
72201110	Flat roll product stainless,width<600 mm,unfurther workthan hot roll,thickness>=4.75 mm,hoop&strip,width<=400mm	-	299 212	-	47 381
72201190	Flat roll product stainless,width<600 mm,unfurther workthan hot roll,thickness>=4.75 mm,hoop&strip,width>400mm	-	36 980	-	66 009
72201290	Flat roll product stainless,width<600 mm,unfurther workthan hot roll,thickness<4.75 mm,hoop&strip,width>400mm	88 915	708 979	151 770	1 196 877
72202010	Flat roll product stainless,width<600 mm,unfurther workthan cold roll,thickness<4.75 mm,hoop&strip,width<=400mm	107 586	168 114	288 388	535 192
72209090	Oth than flat roll product stainless,width<600 mm,unfurtherthan hot/cold roll,thick<4.75 mm,hoop&strip,width>400mm	163 789	426 893	616 328	1 336 382
72210000	Bar&rod,hot-roll,irregularly wound coil,stainless steel	13	386	485	11 016
72221100	Bar&rod,stainless steel,angle,shape&sect unfurther work hotroll,circular cross section	4 627	4 630	25 073	25 187
72221900	Steel, stainless; bars and rods, hot-rolled, hot-drawn or extruded, other than of circular cross-section	13 586	34 546	88 972	211 541
72222010	Bar&rod,stainless steel,angle,shape&sect unfurther workcold roll,circular cross section	-	3	-	10 527
72222090	Oth than bar&rod,stainless steel,angle,shape&sect unfurtherunfurther work cold roll,circular cross section	-	8 151	-	58 917
72223090	Oth tha bar&rod,unfurther work than hot/cold,circular crosssection	60	3 500	3 755	42 940
72224090	Bar&rod,stainless steel,angle,shape&sect unfurther workcold roll,circular cross section	18 760	21 633	15 529	21 551
72230010	Wire of stainless steel,cross-section>=3mm	359	683	17 465	29 489
72230090	Wire of stainless steel,cross-section<=3mm	761 022	1 864 010	2 364 579	5 322 447
72251100	Flat-rolled product oth alloy steel,width>=600mm,siliconelectrical steel,grain-oriented	18 490	118 790	45 722	244 870
72251900	Steel, alloy; flat-rolled, width 600mm or more, of silicon-electrical steel, (other than grain-oriented)	61 980	218 786	78 683	278 503
72254090	Oth than flat-roll product alloy steel,width>=600mm,othunfurther work than hot roll,not in coils,high speed steel	31 642	33 635	44 578	64 160
72255090	Oth than flat-roll product alloy steel,width>=600mm,othunfurther work than cold roll,high speed steel	5 080	22 230	7 831	81 581

Tabel 3 : Ekspor Indonesia menurut Komoditi ( Kode HS 8 digit )

Maret 2021

Kode H S	Uraian golongan barang	Berat bersih (Kg)		Nilai F.O.B. ( U S \$ )	
		Bulan ini	Kumulatif	Bulan ini	Kumulatif
(1)	(2)	(3)	(4)	(5)	(6)
72259290	Oth than flat-roll product steel,width>=600mm,unfurtherwork cold roll,othwise coated zinc,high speed steel	280 310	615 992	259 193	591 776
72259990	Oth than flat-roll product steel,width>=600mm,unfurtherwork cold roll,high speed steel	77 440	304 014	32 539	180 723
72261110	Flat-rolled products of silicon-elect steel,grain-oriented,hoop&strip,width<=400mm	3 554	27 548	8 788	67 907
72261190	Flat-rolled products of silicon-elect steel,grain-oriented,hoop&strip,400mm<width<=600mm	8 704	65 116	21 523	149 504
72261910	Flat-rolled products of silicon-elect steel,oth than grainoriented,hoop&strip,width<=400mm	-	900	-	599
72261990	Flat-rolled products of silicon-elect steel,oth than grain,hoop&strip,400mm<width<=600mm	73 305	73 305	68 045	68 045
72262010	Flat-rolled products of high speed steel,hoop&strip,width<=400mm	-	20 000	-	10 900
72269999	Flat-rolled products not high speed&silicon-elect steel,further work than,hoop&strip,width>400mm,not coated zinc	5 033	5 033	18 181	18 181
72272000	Bar&rod,hot roll, irregularly wound coil,oth alloy steel,silico-manganese steel	74 210	563 707	57 014	445 686
72281090	Oth bar&rod oth alloy steel; angle,shape&sec,hollow drill,,alloy/non-alloy steel,high speed steel,circular cross-sect	634	2 728	3 569	14 917
72283010	Bar&rod oth alloy steel;angle,shape&sect unfurther work hotroll,circular cross sect	-	16	-	10
72283090	Oth than bar&rod oth alloy steel;angle,shape&sect unfurtherwork hot roll,circular cross sect	246 701	412 966	202 087	339 069
72285010	Bar&rod oth alloy steel;angle,shape&sect unfurther workcold-formed/finished,circular cross sect	101 697	173 919	79 281	134 737
72285090	Oth than bar&rod oth alloy steel;angle,shape&sect unfurtherwork cold-formed/finished,circular cross sect	609	609	1 060	1 060
72286090	Oth than bar&rod,circular cross sect	30	209	592	2 160
72287090	Oth bar&rod oth alloy steel;angle,shape&sect unfurther workhot roll	-	4 868	-	2 204
72288090	Oth bar&rod oth alloy steel; angle,shape&sec,hollow drill,sect unfurther hot roll,weight<=0.6%,,circular cross-sect	3 793	3 793	16 441	16 441
72292000	Wire of oth silico-manganese steel	-	0	-	5
72299020	Wire of oth than silico-manganese steel,cross-sect<=5.5mm	385 831	1 120 514	1 222 306	3 699 772
72299030	Wire of high speed steel	-	126	-	43
72299091	Wire of containing by weight>=0.5% chromium	156 416	528 447	445 196	1 540 599
72299099	Other wire of alloy steel	52 097	201 251	136 358	536 964
73011000	Sheet piling of iron/steel,whether/not drill,punched/madefrom assembled elements	-	500	-	4 804
73012000	Welded angles, shapes and sections of iron or steel	209 248	933 473	433 476	2 176 207
73021000	Rails for railway/tramway track construction material ofiron/steel	132 960	277 262	41 214	160 888
73024000	Fish-plates and sole plates for railway/tramwaytrack construction material of iron/steel	-	128 673	-	22 722
73029090	Chairs, chair wedges, rail chips, bedplates, ties forrailway/tramway track construction material of iron/steel	16 665	121 218	50 311	288 725
73030011	Hubless tubes and pipes, of cast iron	960	14 684	10 537	148 215
73030019	Tubes and pipes with hub, of cast iron	39 042	237 394	53 477	282 975
73030099	Hollow profiles, of cast iron with external diameter exceeding 100 mm	9 233	62 735	6 192	27 539
73041100	Line pipe used for oil/gas pipelines of stainless steel	4	32 095	34	178 066
73041900	Line pipe used for oil/gas pipelines oth of stainless steel	635 525	732 937	2 324 094	3 093 349
73042290	Drill pipe of stainless steel used in drilling for oil/gas with yield strength>=80,000 psi & not threaded pipe-end	-	20 672	-	93 683
73042390	Oth drill pipe of stainless steel used in drilling for oil/with yield strength>=80,000 psi & not threaded pipe-end	-	8 126	-	14 144
73042490	Casing and tubing with yield strength less than 80,000 psi and threaded end, of stainless steel	1 121 263	3 175 830	7 079 386	20 904 628
73042990	Casing and tubing with yield strength less than 80,000 psi and threaded end, not of stainless steel	2 056 893	4 318 283	8 196 125	12 646 000

Tabel 3 : Ekspor Indonesia menurut Komoditi ( Kode HS 8 digit )

Maret 2021

Kode H S	Uraian golongan barang	Berat bersih (Kg)		Nilai F.O.B. ( U S \$ )	
		Bulan ini	Kumulatif	Bulan ini	Kumulatif
(1)	(2)	(3)	(4)	(5)	(6)
73043140	Circular cross-section, iron/non-alloy steel,diameter<140mm& carbon weight < 0.45%, cold-drawn/rolled (cold reduced)	814	4 539	792	54 331
73043190	Circular cross-section,iron/non-alloy steel,diameter>=140mm & carbon weight >=0.45%, cold-drawn/rolled (cold reduced)	12 846	13 209	21 056	26 630
73043920	High-pressure pipe capable of withstanding a pressure of not<42,000 psi,not cold-drawn/cold-rolled (cold-reduced)	6	6	125	125
73043940	Circular cross-section,iron/non-alloy steel,diameter<140mm&carbon <0.45%,not cold-drawn/cold-rolled(cold-reduced)	-	39 862	-	227 062
73044100	Cold-drawn or cold-rolled (cold-reduced), other of circularcross-section, of stainless steel	24	39	135	240
73044900	Steel, stainless; (excluding cold-drawn or cold-rolled), tubes pipes and hollow profiles of circular cross-section	2 234	2 825	12 531	17 399
73045190	Other high-pressure pipe capable of withstanding a pressureof not < 42,000 psi, cold-drawn/cold-rolled (cold-reduced)	6 567	6 634	18 339	25 102
73045990	Other high-pressure pipe capable of w/ standing a pressure of< 42,000 psi, not cold-drawn/cold-rolled (cold-reduced)	61 108	69 077	437 856	603 674
73049090	Oth tubes/pipes/hollow profiles,seamless steel, diameter >= 140 mm & carbon weight >= 0.45%	25 871	34 898	54 782	200 066
73051100	Line pipe of a kind used for oil or gas pipelines:longitudinally submerged arc welded	-	84 910	-	136 924
73051210	Line pipe of a kind used for oil or gas pipelines:longitudinally welded,elect resist welded	-	2 205	-	16 664
73051290	Line pipe of a kind used for oil or gas pipelines:longitudinally welded,not elect resist welded	-	15 065	-	70 717
73051990	Line pipe of a kind used for oil or gas pipelines:oth spiral or helical submerged arc welded	-	185	-	667
73052000	Casing of a kind used in drilling for oil or gas	1 972 066	2 624 374	2 755 662	3 370 372
73053110	Stainless steel pipes and tubes of a kind used in drilling for oil or gas longitudinally welded	113 774	282 413	442 939	1 134 862
73059000	Iron or steel (excluding cast iron); tubes and pipes n.e.c. in heading no. 7305, having circular cross-sections, external diameter exceeds 406.4mm, (not seamless)	2 042	51 550	4 401	20 921
73061190	Oth line pipe of a kind used for oil/gas pipelines; welded,of stainless steel	1 609	1 614	20 684	20 700
73061910	Oth line pipe of a kind used for oil/gas pipelines; welded,of stainless steel:Longitudinally electr resist welded (ERW)	27 562	45 519	25 168	47 314
73061990	Oth line pipe of a kind used for oil/gas pipelines; welded,of stainless steel,nor ERW &spiral/helical submerged welded	23 285	92 801	17 463	131 068
73063021	Copper-plated,fluororesin-coated/zinc-chromated steel tubewith an extrn diamtr<=15 mm:with an extrn diamtr < 12.5 mm	-	1 197	-	26 356
73063029	Oth copper-plated,fluororesin-coated/zinc-chromated steel tube with an extrn diamtr<=15 mm:with an extrn diamtr < 12.5 mm	1 832 179	4 098 518	1 811 817	3 524 245
73063091	Pipe to heater pipe for elemnt elect flat,extrn dia<=12mm,w/intern dia>=12.5mm,extrn dia<140mm&contain weight<0.45%	102 961	276 222	188 960	499 577
73063099	Oth pipe to heater pipe,elemnt elect flat,w/extrn dia<=12mm,w/intrnl dia>=12.5 mm,extrnl dia<140mm &contain weight<0.45%	119 202	286 958	142 651	334 956
73064019	Welded of circular cross-sect,stainless steel,boiler tubestubes with an extrn diameter > 12.5 mm	-	27 115	-	55 043
73064090	Oth Boiler tubes,stainless steel pipe&tube,w/extrnl diamtr>105mm,contain weight 30% nickel,w/extrnl dia>=10mm	43 194	100 924	182 078	409 777
73065099	Pipe oth than boiler tubes with an externaldiameter >12.5mm	105 555	223 955	215 629	456 829
73066190	Hollow profiles of iron/steel,welded with an externaldiagonal >=12.5 mm	33 225	97 974	59 747	195 362
73069092	Other than high presure pipes	-	100	-	905
73069099	Other high presure pipes	1 035	1 042	3 807	4 051
73071110	Hubless tube or pipe fittings	40	40	63	63

Tabel 3 : Ekspor Indonesia menurut Komoditi ( Kode HS 8 digit )

Maret 2021

Kode H S	Uraian golongan barang	Berat bersih (Kg)		Nilai F.O.B. ( U S \$ )	
		Bulan ini	Kumulatif	Bulan ini	Kumulatif
(1)	(2)	(3)	(4)	(5)	(6)
73071190	Other hubless tube or pipe fittings	1 685	30 714	17 714	120 670
73071900	Iron or steel; cast fittings, other than of non-malleable cast iron	741 579	2 274 284	1 810 195	5 185 170
73072110	Flanges, having an internal diameter of less than 15 cm	224	1 466	5 961	26 060
73072190	Other flanges, having an internal diameter of < 15 cm	93 028	219 879	315 539	762 359
73072210	Threaded elbows, bends and sleeves, having an internal diameter of less than 15 cm	8 755	19 675	220 589	358 145
73072290	Other threaded elbows, bends and sleeves, having an internal diameter of less than 15 cm	3 357	11 525	81 790	269 635
73072310	Butt welding fittings, having an internal diameter of less than 15 cm	5 093	6 924	33 781	46 851
73072390	Other butt welding fittings, having an internal diameter of less than 15 cm	2 019	4 282	55 434	137 678
73072910	Oth Flanges Having an internal diameter of less than 15 cm	42 284	59 360	172 090	233 776
73072990	Oth stainless steel oth than flanges, butt welding, threaded elbow, bend & sleeve of iron/steel >=15cm	1 564	106 127	5 483	521 616
73079110	Oth tube or pipe fittings flanges, internal diameter <15cm	7 487	29 106	30 224	127 813
73079190	Oth tube or pipe fittings flanges, internal diameter >=15cm	224 826	328 489	1 192 591	1 798 341
73079210	Oth tube/pipe fittings threaded elbows, bends & sleeves, internal diameter <15cm	578	1 546	54 191	121 540
73079290	Oth tube/pipe fittings threaded elbows, bends & sleeves, internal diameter >=15cm	231 774	673 617	399 279	1 248 746
73079390	Oth tube/pipe fittings, butt welding fittings, internal diameter >=15cm	2 881	18 928	52 580	421 343
73079910	Oth tube/pipe fittings, not butt welding fittings/flanges/elbows, bends & sleeve, internal diameter <15cm	5 773	27 148	109 329	284 822
73079990	Oth tube/pipe fittings, not butt welding fittings/flanges/elbows, bends, sleeve internal diameter >=15cm	863 830	1 626 488	6 249 670	12 621 278
73081010	Bridges and bridge sect. prefabricated modular type joined by shear connectors of iron or steel	-	265 322	-	533 443
73081090	Other bridges and bridge sections of iron or steel	70 874	672 025	52 652	1 215 231
73082011	Towers with prefabricated modular of iron or steel type joined by shear connectors	-	25 114	-	21 352
73082019	Other towers of iron or steel	5 855 380	11 120 461	8 059 833	14 511 828
73082029	Other lattice masts of iron or steel	1 297 105	1 364 082	3 402 266	3 660 511
73083010	Doors, of a thickness of 6 mm or more not exceeding 8 mm of iron or steel	20	33	363	746
73083090	Oth Doors, of a thickness of 6 mm or more, of iron or steel	4 045	33 411	11 225	86 601
73084090	Other equipment for scaffolding, shuttering, propping or pit propping	128 249	789 393	205 653	6 277 373
73089020	Other prefabricated modular type joined by shear connectors	468 620	3 497 563	3 409 726	16 464 787
73089040	Oth corrugated and curved galvanised plates or sheets prepared for use in conduits, culverts or tunnels	5	38	2	19
73089050	Rail for ships of iron or steel	800	13 364	238	4 028
73089060	Perforated cable trays of iron or steel	16 165	26 051	194 065	212 187
73089099	Other guardrails of iron or steel	3 200 738	10 571 134	5 422 883	18 001 431
73090011	Lined or heat-insulated	-	6 300	-	113 050
73090019	Other lined or heat-insulated	599 231	1 761 997	147 028	2 349 760
73090091	Other lined or heat-insulated	-	10 800	-	18 900
73090099	Other not lined or heat-insulated	38 832	62 902	41 844	92 267
73101010	Tank, cask, drum, can, boxe & similar for any material capacity >50L & <=300L, of tinplate	726	12 029	9 466	31 230
73101091	Tank, cask, drum, can, boxe & similar, capacity >50L & <=300L, not tinplate, steel casting, forging/stamping in rough state	61	69	59	390
73101099	Other tank, cask, drum, can, boxe & similar, capacity >50L & <=300L, not tinplate, steel casting, forging/stamping in rough state	14 793	54 148	22 620	94 798
73102110	Cans which are to be closed by soldering or crimping, of capacity <1L	4 805	51 183	18 404	160 492
73102191	Cans which are to be closed by soldering or crimping, of capacity <1L of tinplate	4 574	9 039	24 647	43 845

Tabel 3 : Ekspor Indonesia menurut Komoditi ( Kode HS 8 digit )

Maret 2021

Kode H S	Uraian golongan barang	Berat bersih (Kg)		Nilai F.O.B. ( U S \$ )	
		Bulan ini	Kumulatif	Bulan ini	Kumulatif
(1)	(2)	(3)	(4)	(5)	(6)
73102199	Other cans which are to be closed by soldering or crimping >1L & <50L	39 245	76 055	76 171	139 604
73102910	Other casting, forging or stamping, in the rough state, capacity <1L&<50L,of tinplate	26 858	88 595	100 548	327 560
73102991	Other casting, forging or stamping, in the rough state, capacity <1L&<50L,of tinplate	70	9 001	1 246	29 543
73102999	Other not casting, forging or stamping, in the rough statecapacity >1L&<50L,of tinplate	5 815	6 047	8 849	9 574
73110027	Oth containers for compressed/liquefied gas,seamless steel cylinders,capacity>30L&<110L	-	32 760	-	20 850
73110029	Oth containers for compressed/liquefied gas seamless steel cylinders, capacity>30L	12 600	208 324	335	21 582
73110099	Other Containers for compressed or liquefied gas, of iron or steel with capacity > 110L	48 610	195 149	264 197	355 509
73121010	Standed wire,ropes & cables for locked coil,flattened strands&non rotating wire rope	13 910	13 916	14 500	14 700
73121020	Stranded wire,rope&cables by plated or coated with brass & of a diameter <=3mm	5 967 533	17 805 828	9 282 754	27 915 462
73121091	Other stranded steel wires for prestressing concrete	10	70 395	10	53 440
73121099	Other stranded wire, rope and cables not prestressed concrete strand wire	9 081	57 658	66 866	179 550
73129000	Iron or steel; plaited bands, slings and the like, not electrically insulated	1 087 445	2 755 480	2 819 352	7 465 933
73130000	Barbed wire of iron/steel; twisted hoop/single flat wire,barbed/not, & loosely twisted double wire,used for fencing	170 925	399 834	238 241	588 975
73141200	Woven cloth with endless bands formachinery, of stainless steel	100	165	80	1 611
73141400	Iron or steel; woven cloth, of stainless steel, (other than endless bands for machinery)	39	593	3 548	22 553
73141910	Other endless bands for machinery oth thn ofstainless steel	-	25	-	290
73141990	Other endless bands for machinery oth than of not stainless steel	5	1 080	182	25 389
73142000	Grill,netting&fencing, welded at intersect, of wire withmax cross-sectional dimension>= 3mm & having a mesh>=100cm2	-	3 269	-	1 782
73143900	Iron or steel wire; grill, netting and fencing, welded at the intersection, n.e.c. in item no. 7314.20, (other than plated or coated with zinc)	-	8 901	-	7 776
73144100	Iron or steel wire; grill, netting and fencing, plated or coated with zinc	365 593	825 938	482 062	1 084 380
73144200	Iron or steel wire; grill, netting and fencing, coated with plastic	90 705	276 621	118 024	352 596
73144900	Iron or steel wire; grill, netting and fencing, coated with materials other than zinc or plastic	-	387 314	-	536 344
73151110	Roller chain for bicycles or motorcycle chain	1 460	23 820	18 005	78 344
73151191	Other roller chain,transmission type of a pitch length >= 6mm & < 32mm	447	447	2 116	2 116
73151199	Other roller chain, transmission type of a pitch length > 32 mm	1 192	10 648	28 987	78 803
73151210	Other chain, bicycle or motorcycle chain	4	4	20	20
73151290	Other chain, not bicycle or motorcycle chain	34	751	3 346	4 809
73151910	Part of bicycles ofmotorcycle chain	2	9	91	469
73151990	Other part of bicycles ofmotorcycle chain	92	185	237	666
73158100	Stud-link of iron or steel	3 394	3 394	4 674	4 674
73158200	Chain; welded link chain, of iron or steel	14	9 005	363	65 069
73158990	Other chain not formotorcylcles and bicycles	1 183	10 184	5 437	70 404
73159090	Other parts of not bicycle or motorcycle chain	519 777	1 384 107	1 518 140	4 180 975
73160000	Anchors, grapnels and parts thereof, of iron or steel.	3 450	3 450	17 799	17 799
73170010	Wire nails of iron or steel	90	90	564	564
73170020	Staples of iron or steel	-	74	-	91
73170090	Other wires,staples,dog spikes for sleepes;gang nails of iron or steel	53 496	152 920	44 405	126 777
73181210	Threaded articles other wood screws having a shank of an external diameter <= 16 mm	25	39	25	926

Tabel 3 : Ekspor Indonesia menurut Komoditi ( Kode HS 8 digit )

Maret 2021

Kode H S	Uraian golongan barang	Berat bersih (Kg)		Nilai F.O.B. ( U S \$ )	
		Bulan ini	Kumulatif	Bulan ini	Kumulatif
(1)	(2)	(3)	(4)	(5)	(6)
73181290	Other threaded articles other wood screws	3 395	3 618	15 778	20 054
73181300	Screw hooks and screw rings	1 006	1 175	603	8 593
73181410	Self-tapping screws, having a shank of an external diameter not exceeding 16 mm	509	737	23 975	25 003
73181490	Other Self-tapping screw	8 799	40 892	37 250	93 826
73181510	Other screws and bolts, whether or not with their nuts , or washers having a shank of an external diameter <= 16 mm	252 313	820 015	815 710	2 724 823
73181590	Other screws and bolts, whether or not with their nuts or washers, having a shank of an external diameter > 16 mm	938 668	2 697 647	3 957 934	11 699 424
73181610	Nuts for bolts having a shank of an external diameter not exceeding 16 mm	153 134	436 347	1 200 120	3 669 231
73181690	Other nuts for bolts having a shank of an external diameter not exceeding 16 mm	128 890	248 768	526 110	1 294 691
73181910	Other treaded articles having a shank of an external diameter not exceeding 16 mm	103 400	424 568	11 299	45 060
73181990	Other treaded articles having a shank of an external diameter > 16 mm	3 142	8 952	44 291	141 975
73182100	Non-threaded articles, spring washers & other lock washers	15 520	31 442	382 893	764 714
73182200	Non-threaded articles, other washers	19 384	54 289	255 211	770 508
73182310	Rivets, having an external diameter not exceeding 16 mm	27	562	1 645	13 511
73182390	Other rivets	607	2 102	8 118	33 222
73182400	Cotters and cotter-pin	7 879	22 213	146 205	469 025
73182910	Other non articles, having a shank of an external diameter not exceeding 16 mm	5 157	12 159	27 818	78 871
73182990	Other non articles, having a shank of an external diameter > 16 mm	91 681	297 442	457 582	1 612 912
73194010	Safety pins	6 631	14 960	9 892	20 602
73194020	Other pins	6 460	11 323	8 950	30 140
73199010	Sewing, darning or embroidery needles	13	171	3 809	14 168
73199090	Other sewing, darning or embroidery needles	238	2 551	1 984	24 705
73201011	Suitable for use on motor vehicles of heading 87.02, 87.03 or 87.04	3 801 870	10 488 877	6 216 262	17 188 438
73201012	Suitable for use on other motor vehicles	182 363	525 991	421 032	1 214 286
73201019	Other leaf-springs and leaves therefor :	33 225	71 743	71 249	132 735
73201090	Other suitable for use on motor vehicles or machinery of heading 84.29 or 84.30	229 350	902 986	386 483	1 424 776
73202011	Helical spring,suitable for use on motor vehicle/machinery of heading 84.29 or 84.30 for motor vehicles	57 954	225 366	305 327	1 103 012
73202012	Helical spring,suitable for use on motor vehicle/machinery of heading 84.29 or 84.30 for earth-moving machinery	276	582	4 488	12 050
73202019	Helical spring,suitable for use on motor vehicle/machinery of head 84.29/84.30 not for motor vhcl/earth-moving machine	10 747	18 022	58 070	112 973
73202090	Other helical spring,suitable for use on motor vhcl/machineof head 84.29/84.30 not for motor vhcl/earth-moving machine	79 258	137 522	254 214	448 293
73209010	Other suitable for use on motor vehicles	2 252	6 557	26 575	72 336
73209090	Other suitable not for use on motor vehicles	124 238	208 409	297 820	623 090
73211100	Cooking appliances and plate warmers, for gas fuel or for both gas and other fuels	105 994	247 077	616 421	1 595 753
73211200	Cooking appliances and plate warmers, for liquid fuel	41 063	74 108	140 339	252 182
73211990	Other, including appliances not for solid fuel	-	1 357	-	10 113
73218100	Domestic appliances; non-electric, (other than cookers and plate warmers), for gas fuel or for both gas and other fuels, of iron or steel	129	160	377	407
73218200	Domestic appliances; non-electric, (other than cookers and plate warmers), for liquid fuel, of iron or steel	-	680	-	438
73219010	Parts of kerosene stoves	1 501	3 737	2 803	11 774
73219020	Parts of cooking appliances & plate warmers using gas fuel	47 489	105 116	84 637	234 244
73219090	Other parts of kerosene stoves/cooking appliances and plate warmers using gas fuel	10 012	28 182	41 265	80 416
73221900	Radiators and parts there of, not of cast iron	523	852	275	835

Tabel 3 : Ekspor Indonesia menurut Komoditi ( Kode HS 8 digit )

Maret 2021

Kode H S	Uraian golongan barang	Berat bersih (Kg)		Nilai F.O.B. ( U S \$ )	
		Bulan ini	Kumulatif	Bulan ini	Kumulatif
(1)	(2)	(3)	(4)	(5)	(6)
73229000	Air heaters and hot air distributors, (not electrically heated), incorporating a motor-driven fan or blower and parts thereof, of iron or steel	208	815	124	1 359
73231000	Iron or steel wool; pot scourers and scouring/polishing pads,gloves and the like	14 671	42 864	63 271	188 551
73239110	Kitchenware of cast iron, not enamelled	5 373	69 861	4 274	81 324
73239190	Tableware/oth household articles and parts thereof,of cast iron, not enamelled :	1 275	6 648	4 211	31 201
73239200	Tableware,kitchenware/oth household articles&parts thereof,of cast iron,enamelled	8 603	26 281	102 586	304 834
73239310	Kitchenware of stainless steel	76 696	216 264	620 472	1 698 349
73239390	Tableware/oth household articles and parts thereof,of stainless steel	33 217	361 775	476 887	2 973 859
73239400	Tableware,kitchenware/oth household articles&parts thereof,of iron (other than cast iron) or steel, enamelled	259 592	508 255	2 016 520	3 693 562
73239910	Kitchenware of iron other than stainless steel andcast iron	4 131	22 591	16 880	50 468
73239990	Tableware,kitchenware/oth household articles&parts thereof,of iron other than stainless steel and cast iron	202 997	629 328	755 408	2 245 706
73241010	Sinks and wash basins, of stainless steel, kitchen sinks	313	8 363	2 338	63 870
73241090	Other sinks and wash basins, of stainless steel	9 711	15 259	83 648	130 496
73242110	Bathtubs having rectangular or oblong interior shape, of cast iron, whether or not enamelled	-	205	-	4 501
73242990	Oth bathtubs not having rectangular/oblong interior shape, not of cast iron, whether or not enamelled	2 402	9 000	17 920	76 026
73249010	Other, including parts, flushing water closets or urinals (fixed type)	1	4 044	12	7 826
73249091	Parts of kitchen sinks or bathtubs	1 330	1 451	2 470	3 348
73249093	Parts of flushing water closets or urinals (fixed type)	-	19	-	3 395
73249099	Other parts of kitchen sinks or bathtubs/flushing water closets or urinals (fixed type)	5 493	8 362	42 164	78 404
73251090	Oth cast articl iron/steel,no malleable cast iron,unmanholecover,gratings&frame therefor/spout&cup for latex collect	11 879	35 631	99 523	154 990
73259920	Manhole covers, gratings and frames there for not of non-malleable cast iron	201	201	3 416	3 416
73259990	Other manhole covers, gratings and frames there for not of non-malleable cast iron	177 831	678 437	354 584	1 115 091
73261100	Grinding balls & similar articles for mills,forged/stamped,but not further worked	1 813 617	1 813 617	1 831 176	1 831 176
73261900	Iron or steel; articles n.e.c. in item no. 7326.11, forged or stamped, but not further worked	971 797	2 585 479	8 869 268	25 996 082
73262050	Poultry cages and the like of iron or steel wire	-	172	-	163
73262090	Articles of iron or steel wire not poultry cages & the likeor rat traps	2 142 360	6 378 686	3 611 765	10 613 714
73269010	Ships' rudders	14	544	495	19 430
73269030	Stainless steel clamp assemblies with rubber sleeves used for hubless cast iron pipes and pipe fittings	24 924	58 609	85 443	520 691
73269091	Cigarette cases and boxes	46 980	152 331	134 359	492 302
73269099	Cigarette cases and boxes,not of iron or steel	993 163	2 857 049	4 374 526	10 865 443
74010000	Copper mattes; cement copper (precipitated copper).	1 076 835	2 708 317	1 197 498	3 085 882
74031100	Refined copper for cathodes and sections of cathodes	14 577 000	42 351 508	131 019 055	353 397 712
74031900	Copper; refined, unwrought, n.e.c. in item no. 7403.1	-	124 197	-	973 224
74032100	Copper-zinc base alloys (brass)	1 338 759	2 578 206	6 255 074	10 908 851
74032200	Copper-tin base alloys (bronze)	122 695	287 405	858 865	1 881 711
74040000	Copper waste and scrap.	4 439 379	9 642 588	34 614 071	71 683 739
74062000	Powders of lamellar structure; flakes	27 526	27 526	192 684	192 684
74071040	Bars and rods of refined cooper	436 195	1 258 212	3 865 209	9 597 931
74072100	Copper bars, rods and profiles of copper-zinc base alloys (brass) of copper alloys	619 373	2 415 597	4 988 410	16 685 001
74072900	Copper; bars, rods and profiles, of copper alloys (other than copper-zinc base alloys)	48	452	1 290	11 646



Tabel 3 : Ekspor Indonesia menurut Komoditi ( Kode HS 8 digit )

Maret 2021

Kode H S	Uraian golongan barang	Berat bersih (Kg)		Nilai F.O.B. ( U S \$ )	
		Bulan ini	Kumulatif	Bulan ini	Kumulatif
(1)	(2)	(3)	(4)	(5)	(6)
74081110	Copper wire of refined cooper, which the max cross-sectional dimension does not exceed 14 mm	1 418 971	3 214 051	12 849 462	28 266 746
74081190	Copper wire of refined copper, which the maximum cross-sectional dimension does exceed 14 mm	1 277 135	3 219 215	10 075 801	24 602 241
74081900	Copper; wire, of refined copper, of which the maximum cross-sectional dimension is 6mm or less	3 316 574	9 453 705	29 330 049	79 873 512
74082100	Copper wire, of cooper alloys,of copper-zinc base alloys (brass)	107 094	330 746	808 464	2 370 286
74082200	Copper wire,of cooper alloys of copper-nickel base alloys (cupro-nickel)/copper-nickel-zinc base alloys (nickel silver)	15	16	923	933
74082900	Copper; wire, of copper alloys (other than copper-zinc base alloys, copper-nickel base alloys or copper-nickel-zinc base alloys)	114 000	203 356	876 084	1 566 844
74091100	Copper plates, sheets&strip, of a thickness > 0.15 mm of refined cooper in coils	-	0	-	36
74091900	Copper; plates and sheets, of a thickness exceeding 0.15mm, of refined copper, not in coils	1 131	4 954	12 098	54 095
74092100	Copper plates, sheets and strip, of a thickness > 0.15 mm of copper zinc base alloys (brass) in coils	58 450	140 000	475 205	1 097 162
74092900	Copper; plates and sheets, of a thickness exceeding 0.15mm, of copper-zinc base alloys (brass), not in coils	1 445	3 274	21 546	51 759
74093100	Copper plates, sheets and strip, of a thickness > 0.15 mm of copper tin base alloys in coils	1 015	1 015	14 335	14 335
74093900	Copper; plates and sheets, of a thickness exceeding 0.15mm, of copper-tin base alloys, not in coils	1 865	7 074	21 924	74 960
74094000	Copper; plates, sheets and strip, of a thickness exceeding 0.15mm, of copper-nickel base alloys (cupro-nickel) or copper-nickel-zinc base alloys (nickel silver)	0	0	1	1
74099000	Copper; plates, sheets and strip, of a thickness exceeding 0.15mm, of copper alloys	100	146	278	24 526
74102200	Reinforced sheets/plates of polyamide,of copper alloys, unrefined cooper, backed	26 060	26 060	148 542	148 542
74111000	Copper tubes & pipes of refined copper	26 126	89 874	315 196	1 079 352
74112100	Copper tubes & pipes of copper alloywith copper-zinc basealloys (brass)	-	2 591	-	1 097
74112900	Copper; tubes and pipes, of copper alloys (other than copper-zinc, copper-nickel base alloys (cupro-nickel) or copper-nickel-zinc base alloys (nickel-silver))	-	61	-	139
74121000	Copper tube or pipe fittings ofrefined copper	-	2	-	53
74122020	Hose fittings,copper tube or pipe fittings of copper alloys	14	14	279	279
74122091	Other of of cooper alloys,copper tube or pipe fittings of copper-zinc base alloys (brass)	53 824	149 101	698 234	1 882 490
74122099	Other of of cooper alloys,copper tube or pipe fittings not of copper-zinc base alloys (brass)	46 610	164 225	260 863	971 023
74130090	Stranded wire, cables, plaited bands & the like, of copper,not electrically insulated, of a diameter > 28.28 mm	3	42	161	284
74151010	Nails and tacks, similar articles of cooper	225	225	75	75
74151090	Drawing pins and similar articles of cooper	5 209	9 818	164 873	408 053
74152100	Washers (including spring washers),other articles,not threaded	-	20	-	517
74152900	Copper; rivets, cotters, cotter-pins and similar articles, not threaded	2 912	9 377	19 713	47 057
74153310	Screws, other threaded articles	829	2 266	5 448	30 742
74153320	Bolts and nuts, other threaded articles	21 067	42 754	297 409	315 009
74153900	Copper; articles n.e.c. in heading no. 7415	1 293	3 451	3 792	18 220
74181010	Pot scourers & scouring or polishingpads, gloves & the like	-	1 029	-	44 650
74181030	Cooking or heating apparatus of a kind used for household purposes, non-electric and parts there of	451	1 997	161	5 096
74181090	Other household articels and parts thereof of coppers	890	1 225	34 492	43 057
74182000	Sanitary ware and parts thereof	40	188	541	3 352
74191000	Chain and parts thereof, other articles of cooper	11	23	42	1 064
74199190	Other cast, moulded,stamped / forged but not further worked	1 974	4 629	28 264	68 769

Tabel 3 : Ekspor Indonesia menurut Komoditi ( Kode HS 8 digit )

Maret 2021

Kode H S	Uraian golongan barang	Berat bersih (Kg)		Nilai F.O.B. ( U S \$ )	
		Bulan ini	Kumulatif	Bulan ini	Kumulatif
(1)	(2)	(3)	(4)	(5)	(6)
74199931	Colth (including endless bands) grill & netting of copper wire for machinery	360	754	29 567	61 371
74199939	Colth (including endless bands) grill & netting of copper wire not for machinery	-	3	-	28
74199940	Pegas, colth (including endless bands) grill and netting of copper wire	6	375	1 162	13 648
74199950	Cigarette cases or boxes, colth (including endless bands) grill and netting of copper wire	101	101	708	708
74199960	Cooking or heating apparatus, other than of a kind used for domestic purposes, and parts thereof	4	41	61	334
74199970	Articles specially designed for use during religious rites	12	37	20	37
74199999	Other articles of non copper	412	1 906	23 690	73 174
75011000	Nickel mattes	6 783 307	18 411 481	79 417 061	206 555 153
75030000	Nickel waste and scrap.	24 516	228 023	215 459	1 301 084
75052200	Wire of nickel alloyes	-	761	-	3 150
75061000	Nickel plates, sheets, strip & foil of nickel, not alloyed	138	138	3 873	3 873
75062000	Nickel plates, sheets, strip and foil of nickel alloyes	1	880	51	230
75071200	Tubes and pipes of nickel alloyes	-	26 817	-	759 984
75072000	Tube or pipe fittings	-	201	-	94 110
75089050	Electroplating anodes,including those produced by electrolysis,other articles of not nickel.	978	3 480	722 419	1 673 507
75089090	Other articles of nickel	5 541	23 327	452 699	1 573 908
76011000	Aluminium, not alloyed, Unwrought aluminium	3 000 000	6 000 000	6 542 220	12 857 040
76012000	Aluminium alloyes,unwrought aluminium	5 139 307	14 860 016	11 311 095	32 759 547
76020000	Aluminium waste and scrap.	1 277 379	2 957 475	1 626 400	3 529 672
76032020	Aluminium Powders of lamellar structure	140 000	380 000	13 287	32 492
76041010	Bars and arods of aluminium, not alloyed	51	1 048	5 954	13 265
76041090	Profiles of aluminium, alloyed	577 309	1 417 144	1 616 569	4 012 212
76042110	Perforated tube profiles for use in evaporator coils of motor vehicle machines, hollow profiles of aluminium alloyes	125	224	5 491	9 848
76042190	Other hollow profiles of aluminium alloyes	1 022 715	2 966 689	3 354 254	9 279 481
76042910	Extruded bars and rods non aluminium alloyes	4 085 341	11 756 378	13 297 588	37 710 097
76042930	Y-shaped profiles for zip fasteners, in coils non aluminium alloyes	-	5 598	-	27 336
76042990	Other extruded bars, rods and profiles of non aluminium alloyes	93 250	302 135	448 519	1 301 577
76051100	Aluminium wire not alloyed, of which the maximum cross-sectional dimension exceeds 7 mm	528 694	1 269 269	1 360 687	3 220 869
76051990	Other aluminium wire of non aluminium not alloyed	124 966	185 950	389 314	581 039
76052990	Aluminium wire of non aluminium alloyes with a diameter < 0.254mm	6 010	62 153	19 369	199 584
76061110	Aluminium plates, sheets & strip of plain or figured by rolling of thickness > 0.2 mm	371 342	1 417 685	1 003 814	3 812 218
76061190	Other aluminium plates, sheets & strip of plain/figured by rolling of thickness > 0.2 mm	-	14 811	-	44 567
76061220	Aluminium plates, not sensitised, of a kind used in the printing industry	70	216	816	3 154
76061232	Sheets of aluminium alloy for making can stock including end stock and tab stock, of aluminium alloyes in coils	55	55	161	161
76061233	Sheets of aluminium alloy 5082,5182,<1m in width in coils	-	1	-	1 212
76061290	Other non aluminium alloyes plain/figured by rolling/pressing but not surface treated	28 212	100 610	18 415	174 620
76069100	Aluminium; plates, sheets and strip, thickness exceeding 0.2mm, not alloyed, (not rectangular or square)	20	90	549	2 372
76069200	Aluminium; plates, sheets and strip, thickness exceeding 0.2mm, alloyes, (not rectangular or square)	100 138	399 660	203 267	1 027 244
76071100	Aluminium foil rolled but not further worked, not backed	712 644	2 220 347	2 339 296	7 219 182
76071900	Aluminium; foil, (not backed), of a thickness not exceeding 0.2mm, not rolled	13 456	22 826	133 897	219 301
76072010	Aluminium foil for thermal insulation, backed	70 546	209 802	286 323	885 191
76072090	Aluminium foil not for thermal insulation, backed	14 999	135 689	108 153	663 531
76081000	Aluminium tubes and pipes of aluminium, not alloyed	1 080	6 800	7 341	30 129
76082000	Aluminium tubes and pipes of aluminium alloyes	280 686	665 767	1 310 991	3 115 445

Tabel 3 : Ekspor Indonesia menurut Komoditi ( Kode HS 8 digit )

Maret 2021

Kode H S	Uraian golongan barang	Berat bersih (Kg)		Nilai F.O.B. ( U S \$ )	
		Bulan ini	Kumulatif	Bulan ini	Kumulatif
(1)	(2)	(3)	(4)	(5)	(6)
76090000	Aluminium tube or pipe fittings (for example, couplings, elbows, sleeves)	30 190	58 958	111 066	262 174
76101010	Aluminium structure for doors & their frames and thresholdsfor doors	62 119	141 536	589 287	1 367 621
76101090	Aluminium structure for windows & their frames & thresholdsfor doors	180 571	402 835	649 843	1 483 290
76109091	Aluminium structure for bridges and bridge-sections; towers or lattice masts	7 061	15 511	20 273	58 782
76109099	Oth aluminium structure not for bridges & bridge-sections;towers or lattice masts	457 028	1 003 810	2 233 464	4 527 475
76110000	Aluminium reservoirs, tanks, vats andsimilar containers for any material	9 287	10 558	4 255	21 505
76121000	Aluminium collapsible tubular containers	5 199	15 640	60 210	197 391
76129090	Other aluminium casks, drums, cans, boxes &containersfor any material	934 626	2 380 176	4 348 435	11 181 231
76130000	Aluminium containers for compressed or liquefied gas.	22 945	36 027	157 421	255 348
76141019	Cables of aluminium,not electrically insulated,with steel core, a diameter> 28.28 mm	4 900	22 570	221 194	975 175
76141090	Stranded wire, plaited bands and the like, of aluminium, not electrically insulated, With steel core	8 231	11 119	16 164	27 843
76149011	Cables of aluminium, not electrically insulated, without core, diameter< 25.3 mm	-	17 931	-	138 698
76149090	Without steel core	44 711	423 795	208 072	2 701 829
76151090	Tableware,kitchenware or Other household articles and parts thereof of aluminium	195 459	572 199	1 467 337	4 137 081
76152090	Other sanitary ware and parts thereof of aluminium	855	4 370	1 736	5 488
76161020	Staples and hooks, bolts and nuts of aluminium	29	153	864	5 430
76161090	tacks, screws,screw hooks, rivets, cotters, cotter-pins, washers and similar articles :of aluminium	629	4 101	33 688	65 953
76169100	Cloth, grill, netting and fencing, of aluminium wire	36	376	245	21 278
76169920	Ferrules for use in the manufacture of pencilsof aluminium	-	14	-	4 346
76169930	Aluminium Slugs, round, of such dimension that the thickness exceeds one-tenth of the diameter	13 800	13 801	39 813	39 853
76169940	Bobbins, spools, reels and similarsupports for textile yarnof aluminium	8 213	36 234	33 389	94 301
76169951	Venetian blinds of aluminium	2 821	8 689	26 168	84 966
76169959	Blinds other than venetian blind of aluminium	259	1 015	5 443	33 652
76169980	Expanded metal of aluminium	3 450	3 450	10 486	10 486
76169990	Other articles of aluminium	138 340	304 614	918 723	2 002 521
78011000	Unwrought refined lead	105 369	308 756	231 173	664 276
78019100	Unrefined lead containing by weight antimonyas the principal other element	-	157 512	-	332 195
78019900	Unrefined lead containing by weight antimony not as the principal oth elemen	-	178 951	-	214 573
78041900	Lead plates	24 000	68 020	63 921	173 011
78060020	Lead bars , rods, profiles and wire	22 370	85 180	289 672	897 719
78060040	Lead wool,washers,electro-plating anodes	5 037	8 921	44 358	79 116
78060090	Other articles of lead	1 895	3 791	704	1 423
79011200	Unwrought zinc, not alloyed containing by weight< 99.99%	221 803	541 041	463 370	1 200 389
79012000	Unwrought zinc, alloys	93 870	319 976	227 467	653 262
79020000	zinc waste and scrap	605 925	1 550 379	956 665	2 649 374
79031000	Zinc dust	302 567	1 123 734	967 879	3 326 282
79039000	Zinc powders and flakes	-	35 000	-	52 332
79050040	Zinc bars, rods, profiles and wire, of a thickness<=0.15mm	100	100	200	200
79050090	Zinc bars, rods, profiles and wire, of a thickness>0.15mm	5 176	11 813	76 488	208 890
79070030	Gutters, roof capping, skylight frames &oth fabricatedbuilding components of zinc	750	5 917	875	7 335
79070092	Other household articles of zinc	2 221	5 487	11 234	20 046
79070093	Electro-plating anodes, calotsbattery,tacks,nuts,bolts.Nailstencil plates, screws, rivets and similar fastening of zinc	1	1 039	13	1 258
79070099	Other articles undefined of zinc	379 422	1 109 979	328 759	949 362

Tabel 3 : Ekspor Indonesia menurut Komoditi ( Kode HS 8 digit )

Maret 2021

Kode H S	Uraian golongan barang	Berat bersih (Kg)		Nilai F.O.B. ( U S \$ )	
		Bulan ini	Kumulatif	Bulan ini	Kumulatif
(1)	(2)	(3)	(4)	(5)	(6)
80011000	Unwrought tin, not alloyed	5 801 002	14 040 355	150 606 901	344 530 299
80012000	Unwrought tin alloys	-	28	-	42
80030010	Tin bar for Soldering	31 466	199 227	553 153	4 233 031
81019600	Tungsten (wolfram) Wire	2	3	4	5
81019700	Tungsten (wolfram) Waste and scrap	6 000	8 000	50 070	84 670
81029700	Molybdenum waste and scrap	-	195	-	2 485
81033000	Tantalum waste and scrap	14 549	42 140	338 588	979 065
81042000	Unwrought magnesium waste and scrap	183 692	682 952	170 161	637 293
81059000	Cobalt; articles n.e.c. in heading no. 8105	-	3 064	-	33 797
81083000	Titanium waste and scrap	11 582	28 057	57 308	128 289
81089000	Titanium; other than unwrought, n.e.c. in heading no. 8108	874	1 693	4 187	20 555
82011000	hand tools Spades and shovels	-	842	-	1 443
82013010	hand tools Hoes and rakes	-	10	-	57
82013090	hand tools Mattocks, picks	2 811	3 750	2 241	8 939
82014000	Axes, bill hooks and similar hewing tools	2 750	2 750	941	941
82015000	Secateurs and similar one-handed pruners and shears(including poultry shears)	105	115	70	94
82019000	Tools, hand; forks, scythes, sickles, hay knives, timber wedges, and other hand tools of a kind used in agriculture, horticulture or forestry n.e.c. in heading 8201	366	37 066	2 637	167 345
82021000	Hand saws	65	288	260	1 279
82022000	Band saw blades	118	140	3 995	7 531
82023100	Circular saw blades with working part of steel	1 153	3 153	46 044	126 981
82023900	Tools, hand; circular saw blades (including slitting or slotting saw blades), with working part of materials (other than steel)	12 748	29 553	396 425	910 309
82029100	Straight saw blades, for working metal	70	93	272	1 042
82029910	Straight saw blades, for working Other than metal	445	445	1 301	1 301
82029990	Saw blades parts	109 711	338 639	1 271 696	3 742 381
82031000	Files, rasps and similar tools	38 719	100 656	105 250	462 791
82032000	Pliers (including cutting pliers),pincers, tweezers andsimilar tools	840	5 346	15 055	31 588
82033000	Metal cutting shears and similar tools	-	18	-	1 185
82034000	Pipe-cutters, bolt croppers, perforatingpunches, & similar tools	37	12 401	10 937	38 752
82041100	Hand operated spanners and wrenches non adjustable	415	3 400	2 598	21 127
82041200	Hand operated spanners and wrenchesa djustable	100	1 222	3 549	8 538
82042000	Interchangeable spanner sockets, with or without handles	288	2 910	5 003	21 084
82051000	Drilling, threading or tapping tools, hand operated	113	176	1 552	9 502
82052000	Hammers and sledge hammers	3 702	10 004	13 351	17 065
82053000	Planes, chisels, gouges & similarcutting tools for working wood	0	29	61	184
82054000	Screwdrivers	42	1 224	325	7 974
82055100	Tools, hand; household tools	-	171	-	3 259
82055900	Glaziers' diamonds	1 551	5 980	125 632	290 556
82057000	Vices, clamps and the like	12 140	26 176	133 330	273 278
82059000	Tools, hand; n.e.c. in heading 8205, incl anvils, portable forges, hand/pedal-operated grinding wheels with frameworks, &sets of articles of two/more of the in heading 8205	1 222	1 472	3 795	17 775
82060000	Tools of two/ more of the headings82.02 to 82.05 put up in sets for retail sale	863	3 626	4 906	36 964
82071300	Rock drilling or earth boring tools, with working part of cermets, Interchangeable tools for hand tools	350	3 370	27 771	133 651
82071900	Rock drilling/ earth boring tools, without working part of cermets, Interchangeable tools for hand tools	7 565	44 529	386 600	716 244
82072000	Dies for drawing or extruding metal, Interchangeable tools for hand tools	82 128	137 021	675 265	1 141 078
82073000	Tools for pressing, stamping or punching, Interchangeable tools for hand tools	32 272	385 545	227 927	4 621 500
82074000	Tools for tapping or threading, Interchangeable tools for hand tools	45 783	48 469	56 230	83 247
82075000	Tools for drilling, other than for rock drilling, Interchangeable tools for hand tools	116 831	337 651	1 276 097	3 765 424

Tabel 3 : Ekspor Indonesia menurut Komoditi ( Kode HS 8 digit )

Maret 2021

Kode H S	Uraian golongan barang	Berat bersih (Kg)		Nilai F.O.B. ( U S \$ )	
		Bulan ini	Kumulatif	Bulan ini	Kumulatif
(1)	(2)	(3)	(4)	(5)	(6)
82076000	Tools for boring or broaching, Interchangeable tools for hand tools	240	627	27 410	46 669
82077000	Tools for milling, Interchangeable tools for hand tools	6 902	10 814	615 358	1 913 653
82078000	Tools for turning, Interchangeable tools for hand tools	604	756	18 556	34 972
82079000	Screw driving, interchangeable tools	178 970	435 846	748 984	1 839 557
82081000	Knives and cutting blades for metal working for machine or mechanical appliance	-	1 174	-	3 499
82082000	Knives and cutting blades for wood working for machine or mechanical appliance	103 170	266 207	871 707	2 351 409
82083000	Knives & cutting blades for kitchen appliances or for machines used by the food industry	9	9	250	250
82089000	Tools; knives and cutting blades, for machines or mechanical appliances, n.e.c. in heading no. 8208	2 710	7 211	106 345	279 224
82090000	Plates, sticks, tips and the like for tools, unmounted, of cermets	275	633	116 455	174 739
82111000	Sets of assorted articles, Knives with cutting blades, serrated or not, other than knives of heading 82.08	2	2	90	90
82119100	Table knives having fixed blades, serrated or not, other than knives of heading 82.08	2 089	11 113	42 970	163 233
82119299	Flick knives/ spring knives; hunting knives, diving knives and scouts' knives; penknives, with blades < 15 cm length	94	320	249	1 344
82119329	Knives having other than fixed blades, used for agriculture, horticulture or forestry : With handle other than base metal	-	0	-	4
82119390	Knives having other than fixed blades for household	21	27	1 101	1 184
82119490	Blades for knives of a kind used for household	436	437	1 805	1 816
82119500	Knife handles of base metal	-	7	-	279
82121000	Razors	1 563	3 086	50 578	216 355
82122010	Double-edged razor blades	39	377	2 300	17 577
82122090	Safety razor blade blanks in strips	22	37	378	613
82130000	Scissors, tailors' shears and similar shears, and blades therefor	2 690	2 971	8 428	11 098
82141000	Paper knives, letter openers, erasing knives, pencil sharpeners and blades therefor	34	266	100	11 524
82149000	Cutlery; hair clippers and mincing knives	1 962	4 809	2 625	18 508
82151000	Sets of assorted articles similar kitchen or tableware containing at least one article plated with precious metal	22	77	59	717
82152000	Sets of assorted articles similar kitchen or tableware	4 547	9 056	37 690	73 672
82159100	Similar kitchen/table ware plated precious metal (example: Spoons, forks, ladles, skimmers, fish/butter knives, sugartongs)	60	60	608	608
82159900	Similar kitchen/table ware not plated precious metal (example: Spoons, forks, ladles, skimmers, fish/butter knives, sugartongs)	151 424	399 927	1 627 555	4 337 736
83011000	Padlocks (key, combination/ electrically operated), of base metal	61	1 265	4 770	28 644
83012000	Locks of a kind used for motor vehicles	51 002	143 129	779 183	2 143 966
83013000	Locks of a kind used for furniture of base metal	762	1 073	417	3 633
83014020	Door locks of base metal	2 632	3 893	4 272	12 052
83014090	Other padlocks and locks of base metal	463	4 271	9 178	38 914
83015000	Clasps and frames with clasps, incorporating locks of base metal	121	371	1 423	4 873
83016000	Parts of padlocks and locks of base metal	20 067	65 230	308 041	949 378
83017000	Keys presented separately of padlocks and lock of base metal	1 050	2 809	48 122	142 531
83021000	Hinges of base metal	37 929	72 553	268 106	581 230
83022010	Castors with mounting of base metal, a diameter > 100 mm < diameter <= 250 mm (including tyres)	441	444	3 392	3 690
83022090	Castors with mounting of base metal, a diameter < 100 mm (including tyres)	954	7 906	14 048	50 560
83023010	Hasps suitable for motor vehicles of base metal	55	138	110	598
83023090	Mountings, fittings and similar articles suitable for motor vehicles of base metal	157 281	505 725	602 055	1 921 467
83024131	Hasps suitable for building of base metal, a kind suitable for building	395	395	8 617	8 617

Tabel 3 : Ekspor Indonesia menurut Komoditi ( Kode HS 8 digit )

Maret 2021

Kode H S	Uraian golongan barang	Berat bersih (Kg)		Nilai F.O.B. ( U S \$ )	
		Bulan ini	Kumulatif	Bulan ini	Kumulatif
(1)	(2)	(3)	(4)	(5)	(6)
83024139	Bolts; hooks and eyes; staples of base metal, a kind suitable for building	694	1 022	18 248	26 597
83024190	Other mounting, fittings, and similar article of base metal, a kind suitable for building	419 834	1 176 414	1 659 444	4 614 338
83024290	Other mounting, fittings, and similar article of base metal, a kind suitable for furniture	138 600	377 918	574 772	1 547 210
83024910	Base metal mountings, fittings and similar articles of a kind suitable for saddlery	13	19	203	272
83024999	Base metal fittings and similar articles of a kind suitable for trunks, chests, caskets or the like	45 597	111 452	180 514	473 122
83025000	Hat-racks, hat-pegs, brackets and similar fixtures of base metal	18 506	47 200	182 078	623 577
83026000	Automatic door closers of base metal	16 204	87 221	90 455	505 574
83030000	Armoured/reinforced safes, strong-boxes & doors, safe deposit lockers for strong-rooms, cash or deed boxes of base metal.	365 120	1 036 963	873 146	2 095 533
83040010	Filing cabinets or card-index cabinets of base metal	3 885	17 516	16 432	47 422
83040091	Office/desk equip of aluminium (paper trays, paper rests, pen trays, office-stamp) oth than office furniture of head 94.03.	1 380	2 325	9 200	15 500
83040099	Office/desk equip of other metal ( paper trays/ rests, pen trays, office-stamp) oth than office furniture of head 94.03.	38 855	39 239	23 257	24 553
83051090	Fittings for loose-leaf binders/files oth than double loop wire binders	-	293	-	2 429
83052010	Staples in strips for office use of base metal	73	1 254	484	573
83052090	Staples in strips for other than office use (example, upholstery, packaging) of other metal	2	21	31	885
83059010	Paper clips	30	141	107	190
83059090	Other office articles and part of base metal	2 151	2 164	6 506	6 515
83061000	Bells, gongs and the like, non-electric, of base metal	7 202	20 865	94 531	213 241
83062100	Statuetes and other ornaments plated with precious metal	806	1 228	8 871	20 710
83062910	Statuetes and other ornaments of copper or lead	32 788	59 527	232 658	545 439
83062930	Statuetes and other ornaments of aluminium	8 491	22 859	144 550	365 661
83062990	Statuetes and other ornaments of iron or steel	126 196	304 219	607 340	1 825 932
83063010	Photograph, picture or similar frames; mirrors : of copper	25	2 212	922	8 059
83063091	Metallic mirrors reflecting traffic views at road intersections or sharp corners of base metal	-	505	-	4 344
83063099	Photograph, picture or similar frames; mirrors made of base metal other than copper	9 657	30 303	44 878	213 547
83071000	Flexible tubing of base metal, with or without fittings of iron or steel	651	10 955	14 631	90 560
83079000	Flexible tubing of base metal, with or without fittings of other base metal	117	175	176	264
83081000	Hooks, eyes, eyelets of base metal used for clothing/clothing acc, footwear, jewellery, watches, books, awnings, leather	9 185	19 908	166 184	402 516
83082000	Tubular or bifurcated rivets of base metal	2	49	1	950
83089010	Beads including parts of base metal	91	4 989	1 186	51 201
83089090	Clasps, frames with clasps, buckles, buckle-clasps of base metal	16 269	32 647	209 158	492 017
83091000	Crown corks of base metal	1	1 257	1	4 707
83099020	Top ends of aluminium cans	45 136	142 187	219 656	623 936
83099070	Other caps for cans of base metal	94 668	299 398	182 807	568 690
83099081	Bottle caps; screw caps of aluminium	-	3	-	23
83099089	Bungs for metal drums; bung covers; seals; case corner protectors of aluminium	-	2 751	-	31 133
83099091	Bottle caps; screw caps of base metal other than aluminium	-	6 094	-	22 699
83099092	Bungs for metal drums; bung covers; seals; case corner protectors of base metal other than aluminium	0	6 586	2	24 396
83099099	Other packing accessories of base metal	15 394	37 520	210 340	467 002
83100000	Sign-plates, name-plates, address-plates and similar plates, numbers, letters, other symbols of base metal, excl head 94.05	142	2 610	4 289	14 976
83111010	Coated electrodes of base metal, for electric arc-welding in rolls	14 400	58 560	20 448	74 796

Tabel 3 : Ekspor Indonesia menurut Komoditi ( Kode HS 8 digit )

Maret 2021

Kode H S	Uraian golongan barang	Berat bersih (Kg)		Nilai F.O.B. ( U S \$ )	
		Bulan ini	Kumulatif	Bulan ini	Kumulatif
(1)	(2)	(3)	(4)	(5)	(6)
83111090	Coated electrodes of base metal, for electric arc-welding in a forms oth than rolls	617 681	1 615 239	1 018 696	3 062 896
83112029	Cored wire of alloy steel, by weight, contain>=4.5 % carbonand >=20 % chrom,for electric arc-welding, in rods	-	1	-	2
83112090	Cored wire made of base metal other than alloy steel , for electric arc-welding	3 566	5 408	3 724	17 718
83113029	Cored wire of alloy steel,by weight, contain>=4.5 % C and >=20 % Cr ,for soldering,brazing, welding by flame, in rods	29	30	750	752
83119000	Wire and rods, of agglomerated base metal powder, used for metal spraying	800	1 853	21 466	47 791
84021219	Watertube boilers with a steam production <15 ton/ hour , electric operated, oth than central heating hotwater	25 720	35 111	304 100	413 553
84021929	Boilers,includ hybrid boiler, steam production<=15 ton/hourno electrically operated, other than central heating hot water	12	12	60	60
84029010	Boiler bodies, shells or casings, parts for Steam or other vapour generating boilers	-	8 700	-	68 057
84029090	Parts for Steam/other vapour generating boilers,oth than boiler bodies, shells or casings	94 462	146 831	554 711	887 111
84031000	Boilers for central heating boilers, other than those of heading 84.02.	18 000	130 043	93 000	779 815
84039090	Parts for central heating boilers, oth than Boiler bodies, shells or casings	228 874	627 356	1 389 123	3 391 243
84042000	Condensers (Auxiliary plant) for steam/ other vapour power units for use with boilers of heading 84.02 or 84.03	345 765	1 016 701	951 086	2 855 670
84049019	Part for use Auxiliary plant ( subheadings 8404.10.11 and 8404.10.19) other than of bodies,shells /casings	-	110	-	6 350
84051000	Producer gas or water gas generators, with/out purifiers; acetylene gas generators and similar water process gas	119	119	831	831
84059000	Parts of producer gas or water gas generators, with/out purifiers; acetylene gas generators and similar	15	71	223	2 203
84068210	Steam and other vapour Turbines, output <=5 MW,for other than for marine propulsion	-	8 083	-	34 130
84069000	Part steam and other vapour turbines	102 554	445 864	506 152	2 032 125
84071000	Spark-ignition reciprocating or rotary internal combustion piston engines for Aircraft	410	10 190	24 400	1 199 700
84072110	Spark-ignition reciprocating or rotary internal combustion,a power <=22.38kW/30 hp, for outboard motors	2 680	2 680	63 679	63 679
84072190	Spark-ignition reciprocating or rotary internal combustion,a power>22.38kW/30 hp, for outboard motor	812	1 449	27 868	59 428
84072920	Spark-ignition reciprocating or rotary internal combustionfor marine propulsion engines,a power <=22.38kW/30 hp,	32 270	88 265	511 223	1 522 892
84073212	Spark-reciprocating piston engines, cylinder capacity50 < cc <=110, for vehicles of Chapter 87.11	1 552	54 055	29 573	731 956
84073221	Spark-reciprocating piston engines, cylinder capacity110 < cc <=250, for vehicles of Chapter 87.01	60	157	120	283
84073222	Spark-reciprocating piston engines, cylinder capacity110 < cc <=250, for vehicles of Chapter 87.01	1 229 230	3 766 343	14 523 705	45 539 245
84073229	Spark-reciprocating piston engines, cylinder capacitycylinder capacity 110 < cc <=250, oth than 8701 or 8711	552	1 104	4 641	8 918
84073320	Spark-reciprocating piston engines, cylinder capacity250 < cc <=1000, for vehicles of Chapter 87.01	-	109 440	-	2 524 781
84073440	Full assembled,spark- reciprocating piston engines,cylindercapacity<=1,100cc, pedestrian controlled tractors	-	85	-	1 953
84073471	Full assembled,spark- reciprocating piston engines,cylindercapacity<=2000cc, for vehicles of Chapter 87	920 682	2 411 279	13 053 730	34 375 487
84073472	Full assembled,spark- reciprocating piston engines,cylindercapacity 2000< cc <=3000, for vehicles of heading 87	245 186	663 774	2 827 042	7 710 094
84073473	Full assembled,spark- reciprocating piston engines,cylindercapacity>3000 cc, for vehicles of Chapter 87	32 145	82 842	372 483	956 017

Tabel 3 : Ekspor Indonesia menurut Komoditi ( Kode HS 8 digit )

Maret 2021

Kode H S	Uraian golongan barang	Berat bersih (Kg)		Nilai F.O.B. ( U S \$ )	
		Bulan ini	Kumulatif	Bulan ini	Kumulatif
(1)	(2)	(3)	(4)	(5)	(6)
84073492	Assembled not complet, spark-reciprocating piston engines, cylinder capacity<=1,100cc, for vehicles of Chapter 87.01	-	10 454	-	140 361
84073494	Assembled not complet, spark-reciprocating piston engines, cylinder capacity<=2000cc, for vehicles of Chapter 87	1 078 109	2 941 838	7 432 856	20 440 879
84079020	Oth Spark-ignition reciprocating/rotary internal combustionpiston engine,a power 18.65< KW <= 22.38	-	0	-	1 050
84079090	Oth Spark-ignition reciprocating/rotary internal combustionpiston engines, of a power > 22.38 kW	337	1 052	11 634	15 501
84081030	Diesel or semi-diesel engines ,a power 100< kW <=750 for marine propulsion	-	180	-	55
84081090	Diesel or semi-diesel engines ,a power >750 kW for marine propulsion	875	2 125	2 063	4 563
84082021	Fully assembled , Diesel/ semi-diesel engines, a cylinder capacity<=2000 cc, for vehicles of heading 87	276	276	4 215	4 215
84082022	Fully assembled , Diesel/ semi-diesel engines, a cylinder capacity 2000< cc<=3500 cc, for vehicles of heading 87	-	21 704	-	29 609
84082023	Fully assembled , Diesel/ semi-diesel engines, a cylinder capacity>3500 cc, for vehicles of heading 87	-	3 500	-	22 500
84082096	Assembled not complet, Diesel or semi-diesel engines, of cylinder capacity>3500 cc, for vehicles of heading 87	30 226	87 822	415 796	1 194 188
84089010	Other diesel or semi-diesel engines, a power <= 18.65 kW	8 550	8 550	83 010	83 010
84089051	Diesel or semi-diesel engines, power>100 kw, used of head84.29 or 84.30 (example bulldozer,pile-driver,excavator)	188 354	379 492	3 467 666	6 800 930
84089059	Other Diesel or semi-diesel enginesOf a power exceeding 100 kW	25 853	72 143	301 130	655 698
84089099	Other Diesel or semi-diesel engines, a power<100 kW	362 757	503 383	4 200 245	5 488 472
84091000	Parts of spark-ignition combusttion piston engine,for aircraft	471	1 623	237 930	1 710 829
84099111	Carburettors and parts of gasoline engines,for heading 84.29 or 84.30 (exam;bulldozers,excavators,pile driver)	119	265	437	1 878
84099112	Cylinder blocks,crank cases of gasoline engines for heading 84.29 or 84.30 (example; excavators,pile driver)	1 214	2 226	9 128	11 618
84099113	Cylinder liner,with an internal diameter 50< mm <=155, of gasoline enginess, for heading 84.29 or 84.30	-	2 307	-	27 240
84099114	Cylinder liner,with an internal diameter >155 mm, of gasoline enginess, for heading 84.29 or 84.30	1 150	1 462	5 858	6 160
84099115	Cylinder heads and head covers, gasoline enginess, for heading 84.29 or 84.30	8 880	18 487	150 139	179 730
84099116	Pistons, with an internal diameter 50< mm <=155, of gasoline enginess, for heading 84.29 or 84.30	1 282	1 282	5 273	5 273
84099117	Pistons, with an internal diameter >155 mm, of gasoline enginess, for heading 84.29 or 84.30	9 185	24 683	91 604	292 702
84099118	Piston rings and gudgeon pins, of gasoline negine, for heading 84.29 or 84.30	19 400	45 453	1 167 948	2 904 116
84099119	Other parts undefinied of gasoline engine for heading 84.29 or 84.30	70 940	229 171	403 813	1 387 649
84099121	Carburettors and parts of gasoline engines, for vehicles of heading 87.01	110	233	312	501
84099129	Other parts undefinied of gasoline engine for vehicles of heading 87.01	-	20	-	431
84099131	Carburettors and parts of gasoline engines, for vehicles of heading 87.11	15 079	34 093	727 495	1 853 159
84099132	Cylinder blocks,crank cases of gasoline enginess, for vehicles of heading 87.11	4 241	19 445	41 506	216 350
84099135	Cylinder liner,with an internal diameter >155 mm, of gasoline enginess, for vehicles of heading 87.11	128 401	210 822	791 514	1 687 708
84099137	Pistons, with an internal diameter 50< mm <=155, of gasoline enginess, for vehicles of heading 87.11	13 674	38 247	397 302	1 214 558
84099138	Piston rings and gudgeon pins, of gasoline enginess, for vehicles of heading 87.11	670	2 438	35 651	123 015
84099139	Other parts undefinied of gasoline engine for vehicles of heading 87.11	146 869	466 442	3 249 929	8 950 661



Tabel 3 : Ekspor Indonesia menurut Komoditi ( Kode HS 8 digit )

Maret 2021

Kode H S	Uraian golongan barang	Berat bersih (Kg)		Nilai F.O.B. ( U S \$ )	
		Bulan ini	Kumulatif	Bulan ini	Kumulatif
(1)	(2)	(3)	(4)	(5)	(6)
84099141	Carburettors and parts of gasoline engines, for vehicles of chapt 87, oth than 8701 or 87.11	32 978	85 798	2 585 399	7 223 724
84099142	Cylinder blocks,crank cases of gasoline enginess, for vehicles of chapt 87, oth than 8701 or 87.11	301 444	803 054	1 451 765	3 986 775
84099144	Cylinder liner,with internal diameter >155 mm,of gasoline enginess,for vehicles of chapt 87,oth than 8701 or 8711	2 314	7 357	34 558	100 950
84099145	Cylinder heads and head covers, of gasoline engine,for vehicles of chapt 87,oth than 8701 or 8711	109 942	471 111	1 106 643	3 642 384
84099146	Pistons, with an external diameter 50<= mm< 155 for other vehicles of chapt 87, oth than 8701 or 87.11	1 914	9 365	35 733	175 085
84099147	Pistons, with an external diameter >155 mm for other vehicles of chapt 87, oth than 8701 or 87.11	-	7	-	1 513
84099148	Piston rings and gudgeon pins for other vehicles of Chapter87, oth than 8701 or 87.11	20 992	71 460	2 189 443	7 719 560
84099149	Other parts undefinied of gasoline engine for other vehicleof chapt 87, oth than 8701 or 87.11	182 477	571 180	2 411 997	7 535 582
84099151	Cylinder blocks; crank cases, of gasoline engine, a power<= 22.38 kW, propulsion for vessels of Chapter 89	2	24	100	441
84099155	Pistons, with an external diameter > 155 mm, of gasolineengine, a power <= 22.38 kW, propulsion for vessels of Chapter 89	2	35	78	1 967
84099159	Other parts undefinied of gasoline engine,a power<= 22.38 kW, propulsion for vessels of Chapter 89	10 898	42 535	31 663	134 097
84099171	Cylinder blocks,crank cases of gasoline enginess, for other than vehicle or marine propulsion	8	35	442	1 709
84099172	Cylinder liner,with an internal diameter 50< mm <=155, for other than vehicle or marine propulsion	413	4 033	3 002	28 694
84099177	Pistons, with an external diameter >155 mm, of gasolineengine, for other than vehicle or marine propulsion	16	3 867	604	32 193
84099179	Other parts undefinied of gasoline engine, for other than vehicle or marine propulsion	52 744	168 453	997 633	3 166 181
84099912	Cylinder blocks; crank cases, for diesel engines of heading 84.29 or 84.30 ( example;buldozer,pile-driver,excavator)	970	3 506	19 377	50 914
84099914	Cylinder liner,with an internal diameter >155 mm, for diesel engines of machinery of heading 84.29 or 84.30	1 343	13 448	16 914	132 127
84099915	Cylinder heads and head covers, for diesel engines of machinery of heading 84.29 or 84.30	-	19	-	621
84099917	Piston, with an internal diameter >155 mm, for dieselengines of machinery of heading 84.29 or 84.30	1	70	14	1 741
84099918	Piston rings and gudgeon pins, for diesel engines machinery of heading 84.29 or 84.30	1 143	1 841	26 218	93 845
84099919	Other parts undefinied for diesel engines of machinery heading 84.29/ 84.30 ( exam;buldozer,pile-driver,excavator)	23 649	38 542	101 634	181 141
84099925	Cylinder heads and head covers,for diesel engines of vehicles of heading 87.01 (tractors)	214 200	599 761	739 872	2 051 068
84099929	Parts of tractors engines, other than carburettor, piston &cylinder	27 773	69 731	377 315	947 126
84099931	Carburettor and part thereof for motorcycle & cycle fittedwith an auxiliary motor, with/without side-car, side-car	100	2 380	100	42 072
84099932	Cylinder block; crank case for motorcycle & cycle fittedwith an auxiliary motor, with/without side-car, side-car	70	105	181	246
84099933	Cylinder liner for motorcycle & cycle fitted with anauxiliary motor, with/without side-car, side-car	-	3	-	14
84099936	Piston ring & gudgeon pin for motorcycle& cycle fitted withan auxiliary motor, with/without side-car, side-car	9 434	27 741	79 295	239 207
84099939	Part of motorcycle engine, other than carburettor, blok cilinder, crank case, piston & cylinder	2 818	8 813	55 627	179 172
84099941	Carburettor and part thereof for vehicle of Chapter 87, oththan of heading 87.01 & 87.11	376	472	6 512	8 190
84099942	Cylinder block; crank case for vehicle of Chapter 87, otherthan of heading 87.01 & 87.11	1 995 078	5 348 184	6 175 211	17 388 675

Tabel 3 : Ekspor Indonesia menurut Komoditi ( Kode HS 8 digit )

Maret 2021

Kode H S	Uraian golongan barang	Berat bersih (Kg)		Nilai F.O.B. ( U S \$ )	
		Bulan ini	Kumulatif	Bulan ini	Kumulatif
(1)	(2)	(3)	(4)	(5)	(6)
84099944	Cylinder liner with internal diameter > 155 mm for vehicle of Chapter 87, other than of heading 87.01 & 87.11	55	55	669	669
84099945	Cylinder head and head cover for vehicle of Chapter 87, other than of heading 87.01 & 87.11	79 269	359 846	465 503	2 226 264
84099948	Piston ring & gudgeon pin for vehicle of Chapter 87, other than of heading 87.01 & 87.11	8 373	26 827	847 415	2 632 370
84099949	Part of vehicle of Chapter 87, other than carburettor, piston & cylinder, exclude of heading 87.01 & 87.11	319 142	888 677	5 743 481	15 885 013
84099959	Parts of marine propulsion engine of a power <= 22.38 kW, other than piston & cylinder	-	351	-	317
84099962	Cylinder liner with 50 mm <= internal diameter <= 155 mm for marine propulsion engine of a power > 22.38 kW	2 022 144	5 612 708	4 178 923	11 902 449
84099969	Parts of marine propulsion engine of a power > 22.38 kW, other than piston & cylinder	122 998	375 319	1 199 236	3 669 883
84099971	Carburettor and part thereof for engine of heading 84.07 or 84.08	-	1	-	177
84099975	Cylinder head and head cover for engine of heading 84.07 or 84.08	1 507	13 740	24 817	124 902
84099977	Piston with external diameter > 155 mm for engine of heading 84.07 or 84.08	-	5 888	-	46 672
84099979	Part of engine of heading 84.07 or 84.08, other than carburettor, piston & cylinder	226 291	434 278	1 420 128	4 472 920
84101100	Hydraulic turbines & water wheels of a power <= 1,000 kW	-	400	-	3 550
84109000	Parts of hydraulic turbines, water wheels, and regulators	0	0	49	49
84111200	Turbo-jets of a thrust > 25 kN	-	7 248	-	320 024
84112100	Turbo-propellers of a power <= 1,100 kW	-	55	-	1 000
84118200	Gas turbines of a power > 5,000 kW	83	8 211	194 245	1 103 704
84119100	Part of turbo-jets or turbo-propellers	3 188	6 771	773 922	1 999 165
84119900	Part of other gas turbines	65 293	101 765	16 842 743	21 771 906
84121000	Reaction engines other than turbo-jets	-	18 200	-	6 330
84122100	Hydraulic power engine & motor with linear acting (cylinder)	201 495	582 814	1 225 451	3 502 238
84122900	Hydraulic power engine & motor with non-linear acting (not cylinder)	49 195	62 626	101 138	254 655
84123100	Pneumatic power engine & motor with linear acting (cylinder)	20	64	23 750	25 244
84123900	Pneumatic power engine & motor with non-linear acting (not cylinder)	2 747	2 961	44 370	58 625
84128000	Engines; pneumatic power engines and motors, n.e.c. in heading no. 8412	35	51	1 000	1 500
84129020	Part for steam/other vapour power unit incorporating boiler	982	3 651	65 477	245 164
84129090	Part of hydraulic & pneumatic power engine and motor	62 188	93 183	375 453	944 057
84131100	Pump for dispensing fuel/lubricant, used in filling-station or in garages	4	485	122	1 006
84131910	Pump fitted with measuring device, electrically operated, excl for dispensing fuel/lubricant in filling-station/garage	24 078	26 768	7 093	60 851
84131920	Pump fitted with measuring device, not-electrically operated excl for dispensing fuel/lubricant in filling-station/garage	-	11 574	-	36 993
84132010	Water pumps	2 654	51 484	11 503	625 900
84132020	Breast pumps	1 800	1 812	59 653	61 045
84132090	Hand pumps, other than water pump and breast pump	174	18 110	1 999	27 104
84133030	Fuel pumps used for engine of motor vehicle designed for transport persons (incl station wagon & racing car) or goods	6 202	19 032	433 801	1 416 552
84133040	Water pumps used for engine of motor vehicle designed for transport persons (incl station wagon & racing car) or goods	338	866	21 694	50 581
84133052	Other water pump for internal combustion piston engine (ex: marine) with inlet diameter > 200 mm, centrifugal type	1 210	2 571	8 839	21 806
84133090	Lubricating medium pump for internal combustion piston engine	77 675	286 648	2 881 509	9 581 292
84135031	Water pumps on reciprocating positive displacement, with flow rate <= 8,000 m <sup>3</sup> /h, electrically operated	-	77	-	1 124
84135090	Other reciprocating positive displacement pumps (ex: water pump) with flow rate > 13,000 m <sup>3</sup> /h	195	6 191	15 341	136 033

Tabel 3 : Ekspor Indonesia menurut Komoditi ( Kode HS 8 digit )

Maret 2021

Kode H S	Uraian golongan barang	Berat bersih (Kg)		Nilai F.O.B. ( U S \$ )	
		Bulan ini	Kumulatif	Bulan ini	Kumulatif
(1)	(2)	(3)	(4)	(5)	(6)
84136031	Water pumps on rotary positive displacement, with a flow rate <= 8,000 m3/h, electrically operated	2 972	3 513	25 224	27 799
84136090	Other rotary positive displacement pumps (ex: water pump)with flow rate > 13,000 m3/h	23 370	26 547	292 813	443 686
84137019	Single stage water pump for belt drive/direct coupling withinlet diameter > 200 mm, centrifugal type	130 024	228 708	782 570	1 403 697
84137039	Submersible water pumps with inlet diameter > 200 mm,centrifugal type	5 728	23 758	2 539	54 514
84137042	Oth water pump with flow rate<= 8,000 m3/h & inlet diameter<= 200 mm, electrically operated, centrifugal type	1 610	7 557	17 338	55 748
84137049	Oth water pump with flow rate<= 8,000 m3/h & inlet diameter>200 mm, whether/not electrically operated, centrifugal type	3 368	7 534	19 068	45 654
84137099	Other water pumps with flow rate > 13,000 m3/h & inletdiameter > 200 mm, centrifugal type	457	6 853	5 153	71 432
84138113	Water pumps with flow rate <= 8,000 m3/h, electrically operated	410 647	926 621	1 957 073	4 441 604
84138119	Water pumps with flow rate > 13,000 m3/h, whethe/notelectrically operated	24 497	121 687	404 142	1 086 632
84138210	Liquid elevators, electrically operated	2	32 089	100	625 704
84138220	Liquid elevators, not electrically operated	-	5	-	26
84139120	Parts of breast pump and hand pump (other than water pump)	10	6 081	20	253 251
84139130	Parts of single stage water pumps for belt drive or directcoupling with inlet diameter<= / > 200 mm, centrifugal type	34	56	1 211	2 059
84139140	Parts of submersible water pump & oth water pump with flowrate <= & / > 13,000 m3/h & inlet diameter <= / > 200 mm	31 131	87 267	78 933	224 586
84139190	Part of fuel/lubricating/cooling medium pump,concrete pump,reciprocating/rotary positive displacement water pump	308 077	735 662	3 292 690	9 354 240
84139200	Parts of liquid elevators	-	98	-	2 045
84141000	Vacuum pumps	391	6 346	21 685	56 563
84142090	Hand or foot operated air pumps other than bicycle pumps	348	1 203	2 397	7 001
84143040	Compressors used in refrigerating equip, with refrigerationcapacity > 21.10 kW or displacement revolution >= 220 cc	720	11 943	14 848	149 994
84143090	Compressors used in refrigerating equip, with refrigerationcapacity <= 21.10 kW or displacement revolution < 220 cc	17 859	56 708	265 943	736 219
84144000	Air compressors mounted on a wheeled chassis for towing	33 976	77 617	127 274	347 552
84145110	Table & box fans with a self-contained electric motor of anoutput <= 125 W	404	3 030	320	2 433
84145191	Floor,wall,window,ceiling/roof fans of an output <= 125 Wwith protective screen	3 750	42 998	27 274	270 752
84145199	Floor,wall,window,ceiling/roof fans of an output <= 125 Wwith un-protective screen	547	27 875	1 349	259 123
84145920	Explosion-proof air fans used in underground mining ofa capacity <= 125 kW	499	510	17 430	17 587
84145930	Blowers of a capacity <= 125 kW	3 901	24 823	86 401	370 236
84145941	Fans excl: table/floor/wall/similar; explosion-proof air;blower, with capacity <= 125 kW & protective screen	-	3 529	-	79 860
84145949	Fans excl: table/floor/wall/similar; explosion-proof air;blower, with capacity <= 125 kW & protective screen	59 522	168 366	1 146 364	3 086 269
84145950	Blowers of a capacity > 125 kW	652	8 212	1 237	50 259
84145992	Explosion-proof air fans used in underground mining withcapacity > 125 kW	97	106	8 234	10 096
84145999	Fans excl: table/floor/wall/similar; blower, with capacity> 125 kW & un-protective screen	3 857	37 392	48 374	424 298
84146011	Laminar airflow cabinets fitted with filters in horizontalside <= 120 cm	36 235	116 430	152 214	508 005
84146019	Hoods ventilation fitted with filter in horizontal side<= 120 cm, other than laminar air flow cabinets	2 378	7 521	13 356	43 208

Tabel 3 : Ekspor Indonesia menurut Komoditi ( Kode HS 8 digit )

Maret 2021

Kode H S	Uraian golongan barang	Berat bersih (Kg)		Nilai F.O.B. ( U S \$ )	
		Bulan ini	Kumulatif	Bulan ini	Kumulatif
(1)	(2)	(3)	(4)	(5)	(6)
84146099	Hood ventilation not fitted with filter, not for industrial use in horizontal side <= 120 cm	165	1 496	925	11 444
84148011	Laminar airflow cabinets fitted with filters in horizontal side > 120 cm	327 209	802 592	1 433 800	3 454 102
84148019	Hoods ventilation fitted with filter in horizontal side > 120 cm, other than laminar air flow cabinets	2 032	2 575	6 093	11 415
84148029	Hood ventilation not fitted with filter, not for industrial use in horizontal side > 120 cm	-	590	-	1 406
84148030	Free-piston generators for gas turbines	14	82	1 112	4 067
84148041	Gas compression module for use in oil drilling operations	-	53	-	7 762
84148042	Compressors used for automotive air conditioners	636 462	1 934 996	11 171 256	33 336 582
84148043	Sealed units for air conditioning machines	-	63	-	4 444
84148049	Compressor excl for refrigerating equip, air, gas in oil drill operation, automotive AC & sealed unit for AC machine	638 614	1 470 639	3 338 842	8 051 513
84148050	Air pumps with horizontal side > 120 cm	115 558	281 531	1 168 993	2 818 997
84148090	Hoods ventilation with horizontal side > 120 cm	362	6 081	112	77 321
84149021	Parts of AC machine, refrigerator, electro-mechanical domestic app & electric instantaneous/storage water heater	2 892	7 847	28 040	85 659
84149022	Parts of blowers	140	2 146	4 700	20 396
84149029	Parts of table, floor, wall, window, ceiling/roof fans & explosion-proof air fans	942	8 837	16 032	166 009
84149031	Parts of hoods ventilation fitted/not with filter in horizontal side <= 120 cm	7 165	29 612	176 618	535 544
84149032	Parts of hoods ventilation fitted/not with filter in horizontal side > 120 cm	5	573	488	12 896
84149041	Parts of vacuum pumps for electrically operated machines	8	1 735	5	70 515
84149050	Parts of hand or foot operated air pumps	6	6	127	127
84149060	Parts of compressors used in refrigerating equipment	6 153	18 406	94 444	284 053
84149071	Parts of air compressors mounted on wheeled chassis for towing for electrically operated machines	149	257	1 312	2 471
84149072	Parts of air compressors mounted on wheeled chassis for towing for not electrically operated machines	2 000	2 000	1 862	1 862
84149091	Part of free piston generator, oil drilling gas/automotive AC/sealed unit AC compressor for electrically operated	15 152	24 578	252 288	409 064
84149092	Part of free piston generator, oil drilling gas/automotive AC/sealed unit AC compressor for not electrically operated	275	1 959	28 581	195 374
84151010	AC machines of cooling capacity <= 26.38kW fixed to window, wall, ceiling/floor, self-contained/split-system	4 466 722	11 450 053	24 561 718	61 206 504
84151090	AC machines of cooling capacity > 26.38kW fixed to window, wall, ceiling/floor, self-contained/split-system	8 210	41 686	94 915	253 457
84152010	AC machines of cooling capacity <= 26.38 kW used for person in motor vehicles	1 343	1 821	42 530	57 780
84152090	AC machines of cooling capacity > 26.38 kW used for person in motor vehicles	76	662	1 536	6 363
84158111	AC mach of cooling capacity <= 21.10kW, incorp refrigerating & reversible heat pump, used in aircraft	16	16	305	305
84158119	AC mach of cooling capacity <= 21.10kW & air flow rate > 67.96m <sup>3</sup> /min, incorp refrigerating & reversible heat pump, in aircraft	88	88	112	112
84158139	AC mach of cooling capacity > 26.38kW, incorp refrigerating & reversible heat pump, used in motor vehicle not for person	34	143	2 018	10 800
84158191	AC mach of cooling capacity > 21.10kW & air flow rate > 67.96m <sup>3</sup> /min, incorp refrigerating & reversible heat pump, in marine	16	330	99	1 972
84158193	AC mach of cooling capacity <= 21.10kW & air flow rate > 67.96m <sup>3</sup> /min, incorp refrigerating & reversible heat pump, in marine	0	1	11	23
84158239	AC mach of cooling capacity > 26.38kW, incorp refrigerating unit, used in motor vehicle not for person	45	45	7 090	7 090

Tabel 3 : Ekspor Indonesia menurut Komoditi ( Kode HS 8 digit )

Maret 2021

Kode H S	Uraian golongan barang	Berat bersih (Kg)		Nilai F.O.B. ( U S \$ )	
		Bulan ini	Kumulatif	Bulan ini	Kumulatif
(1)	(2)	(3)	(4)	(5)	(6)
84158299	AC mach of cooling capacity >26.38kW, incorp refrigeratingunit, used in marine	2 400	2 400	12 258	12 258
84158391	AC mach of cooling capacity <= 26.38 kW, not incorporatingrefrigerating unit, used in marine	1 490	2 112	14 860	21 246
84159013	Part of machine used in aircraft/railway rolling stock witha cooling capacity <= 21.10 kW	34	47	800	1 100
84159014	Part of evaporator/condenser for AC machine for motorvehicle with a cooling capacity <= 21.10 kW	41 864	83 098	1 122 534	2 695 103
84159015	Part of chassis, welded & painted oth than used in aircraftfor railway with a cooling capacity <= 21.10 kW	179	179	1 095	1 095
84159019	Part of machine used in marine with a cooling capacity <= 21.10 kW	106 324	335 327	1 895 134	5 948 337
84159029	Part of machine used in other vehicle with air flow rate<= 67.96 m3/min & 21.10 kW < cooling capacity <= 26.38 kW	60	64	281	1 165
84159034	Part of machine used in aircraft/RRS with air flow rate> 67.96 m3/min & 26.38 kW < cooling capacity <= 52.75 kW	353	1 122	6 405	29 567
84159045	Part of machine used in other vehicle with air flow rate> 67.96 m3/min & cooling capacity > 52.75 kW	52 726	235 494	754 551	3 228 018
84159049	Part of machine used in other vehicle with air flow rate<= 67.96 m3/min & cooling capacity > 52.75 kW	23 107	72 738	447 627	1 400 429
84162000	Furnace burners for pulverised fuel or gas, includingcombination burners	-	25	-	110
84163000	Mechanical stokers, including mechanical grates, mechanicalash dischargers and similar appliances	4	6	5 765	6 085
84169000	Part of furnace burner for liquid fuel/pulverised fuel/gas,mechanic stoker incl grate, mechanic ash discharge& similar	5	10	259	886
84171000	Furnace & oven for the roasting, melting or other heat-treatment of ores, pyrites/metals	77 026	77 151	387 857	388 389
84172000	Bakery ovens, including biscuit ovens	7 300	49 970	40 625	322 290
84178000	Furnace & oven including incinerators for laboratory, non-electric	6 587	9 800	676	8 677
84179000	Part of industrial or laboratory furnace and oven, includeincinerator, non-electric	95	5 334	7 679	44 902
84181011	Combined refrigerator-freezer of capacity <= 230 l, fittedwith separate external door, household type	2 576 002	8 306 607	10 045 917	31 132 151
84181019	Combined refrigerator-freezer of capacity > 230 l, fittedwith separate external door, household type	5 113 731	15 446 375	20 165 938	57 458 943
84181020	Combined refrigerator-freezer of capacity <= 350 l, fittedwith separate external door, not household type	297	1 624	828	6 419
84181090	Combined refrigerator-freezer of capacity > 350 l, fittedwith separate external door, not household type	37 639	153 138	244 708	751 458
84182110	Refrigerator of capacity <= 230l, household & compressiontype	962 903	2 345 715	3 103 000	7 332 850
84182900	Refrigerator for household but not compression type	4 834	5 817	11 126	15 292
84183010	Freezers of a capacity <= 200 l, the chest type	3 450	4 500	13 550	16 580
84183090	Freezers of 200 l < capacity <= 800 l, the chest type	8 169	32 346	37 780	101 262
84184010	Freezers of a capacity <= 200 l, the upright type	182 697	657 560	844 407	2 995 540
84185011	Display counter,show-case&similar of capacity>200 l, incorprefirgerating equipment, for medical/surgical/laboratory	280	739	3 985	20 382
84185019	Display counter,show-case&similar of capacity>200 l, incorprefirgerating equipment, for storage and display	331 997	513 597	1 388 344	2 330 984
84185099	Chest & cabinet of capacity > 200 l, incorporating freezingequipment, for storage and display	1 605	11 695	5 415	33 488
84186910	Beverage coolers	138	1 317	2 601	22 398
84186930	Cold water dispenser	32	32	243	243
84186941	Water chillers with refrigeration capacity > 21.10 kW, forair conditioning machines	1	1	1	1
84186949	Water chillers with refrigeration capacity > 21.10 kW, notfor air conditioning machines	91	288	310	2 670
84186990	Refrigerating/freezing equipment, oth than beverage cooler,water chiller for AC or not & scale ice-maker unit	71 140	142 721	1 375 006	2 816 612

Tabel 3 : Ekspor Indonesia menurut Komoditi ( Kode HS 8 digit )

Maret 2021

Kode H S	Uraian golongan barang	Berat bersih (Kg)		Nilai F.O.B. ( U S \$ )	
		Bulan ini	Kumulatif	Bulan ini	Kumulatif
(1)	(2)	(3)	(4)	(5)	(6)
84189100	Parts of furniture designed to receive refrigerating orfreezing equipment	49	212	2 428	4 045
84189910	Parts of evaporators or condensers	325 560	1 037 018	3 743 869	11 620 395
84189940	Parts of aluminium roll-bonded panel for good of subhead8418.10.11, 8418.10.19, 8418.21.10, 8418.21.90, 8418.29.00	3 370	11 819	151 395	500 672
84189990	Parts of refrigerator, freezer & oth refrigerating/freezingequipment, electric or other; heat pump not for AC machines	224 981	714 940	2 700 564	8 614 638
84191110	Instantaneous gas water heater for household type, non-electric	1	1	10	10
84191190	Instantaneous gas water heater not for household type, non-electric	5 358	8 173	4 024	51 943
84191990	Storage water heaters not for household type, non-electric	180	488	37 950	93 904
84192000	Medical, surgical or laboratory sterilisers	75	196	62	3 501
84193130	Evaporators for agricultural products	65	65	1 500	1 500
84193140	Dryers for agricultural product, electrically operated	16	6 700	1 250	162 968
84193220	Dryers for wood, paper pulp, paper/paperboard, notelectrically operated	-	140	-	1 207
84193911	Dryers of machinery for processing material by heating, forthe manufacture of PCB/PWB/PCA, electrically operated	1 000	2 017	2 000	4 991
84193919	Dryer, oth than for agricultural product, wood, paper pulp,paper/paperboard, electrically operated	37 710	83 011	599 337	1 451 065
84194010	Distilling or rectifying plant, electrically operated	29 295	120 114	297 333	803 712
84195010	Cooling towers	-	11 559	-	17 959
84195091	Heat exchange units, other than cooling tower, electricallyoperated	285	460	5 954	11 258
84195092	Heat exchange units, other than cooling tower, notnot electrically operated	289	9 646	24 605	103 545
84196010	Machinery for liquefying air/oth gas, electrically operated	327	1 872	2 204	15 962
84198110	Machinery, plant & equipment for making hot drinks/cooking/heating food, electrically operated	273 034	714 636	1 351 334	3 562 643
84198120	Machinery, plant & equipment for making hot drinks/cooking/heating food, not electrically operated	65 851	203 408	192 761	581 338
84198913	Machinery for processing material by heating, for themanufacture of PCB/PWB/PCA, electrically operated	-	12	-	2 200
84198919	Machinery, plant & equipment,oth than for making hot drink/cooking/heating food, electrically operated	165 220	443 679	2 225 457	6 079 995
84198920	Machinery, plant & equipment,oth than for making hot drink/cooking/heating food, not electrically operated	137 644	137 644	522 574	522 574
84199012	Parts of machinery for processing material by heating,for the manufacture of PCB/PWB/PCA, electrically operated	4 250	9 134	3 165	6 850
84199013	Parts of casings for cooling towers, electrically operated	-	23 880	-	169 330
84199019	Parts of mach plant/laboratory for cooking/roasting/drying/steaming/similar excl for domestic,electrically operated	19 426	26 339	157 338	469 710
84199022	Parts of instantaneous gas water heaters, household type,not electrically operated	10 520	10 520	2 263	2 263
84199029	Parts of mach plant/laboratory for cooking/roasting/drying/steaming/similar excl for domestic,non-electrically operated	12 215	52 256	4 845	60 249
84201010	Mach for dry film/liquid photo resist,photo-sensitive layer,solder paste,solder/adhesive material on PCB/PWB/component	-	7	-	9 161
84209190	Parts of calendering/rolling mach oth than for dry film/liquid photo/similar on PCB/PWB, cylinders	50	50	2 330	2 330
84209990	Parts of calendering/rolling mach oth than for dry film/liquid photo/similar on PCB/PWB, not cylinders	602	874	16 600	21 219
84211990	Centrifuges machinery oth than used for sugar manufacture	1 348	18 308	47 806	137 869
84212111	Filtering machinery and apparatus of a capacity <= 500 l/hfor domestic use	5 205	6 204	25 776	33 902

Tabel 3 : Ekspor Indonesia menurut Komoditi ( Kode HS 8 digit )

Maret 2021

Kode H S	Uraian golongan barang	Berat bersih (Kg)		Nilai F.O.B. ( U S \$ )	
		Bulan ini	Kumulatif	Bulan ini	Kumulatif
(1)	(2)	(3)	(4)	(5)	(6)
84212119	Purifying machinery and apparatus of a capacity <= 500 l/hfor domestic use	70 331	97 767	375 663	595 906
84212122	Filtering or purifying machinery and apparatus for water ofa capacity > 500 l/h, electrically operated	2 072	2 270	32 411	34 956
84212123	Filtering or purifying machinery and apparatus for water ofa capacity > 500 l/h, not electrically operated	-	884	-	8 423
84212230	Filtering or purifying beverage other than water machinery of a capacity > 500 l/h, electrically operated	2 402	2 402	7 939	7 939
84212290	Filtering or purifying beverage other than water machinery of a capacity > 500 l/h, not electrically operated	35	40	507	577
84212311	Oil filters of internal combustion engines for machinery ofheading 84.29 or 84.30	1 284	3 842	39 578	119 266
84212319	Petrol filters of internal combustion engines for machineryof heading 84.29 or 84.30	17 972	46 916	71 041	153 252
84212321	Oil filters of internal combustion engines for motor vhclof Chapter 87	2 003 878	5 166 285	10 375 648	26 239 587
84212329	Petrol filter of internal combustion engines for motor vhclof Chapter 87	8 949	68 263	349 086	1 206 428
84212391	Oil filters of internal combustion engines other than formach of heading 84.29/84.30 and motor vehicle of Chapter 87	2 745	2 848	30 429	46 774
84212399	Petrol filters for internal combustion engine other than ofmach of heading 84.29/84.30 and motor vehicle of Chapter 87	253	319	25 355	103 576
84212910	Filtering or purifying machinery and apparatus for liquidsof a kind suitable for medical, surgical or laboratory use	-	500	-	8 500
84212920	Filtering or purifying machinery and apparatus for liquidsof a kind used for sugar manufacture	-	1	-	137
84212940	Petrol filter oth than for medical/surgical/laboratory use,sugar manufacture & oil drilling operations	1 519	2 559	100 445	325 752
84212950	Oil filter oth than for medical/surgical/laboratory use,sugar manufacture & oil drilling operations	308	1 226	9 383	84 144
84212990	Filtering/purifying mach & aparatus, oth than for medical/surgical/laboratory,sugar manufacture&oil drilling operation	14 905	24 243	97 993	279 782
84213110	Intake air filters of internal combustion engines for machof heading 84.29 or 84.30	2	2	411	411
84213120	Intake air filters of internal combustion engines for motorvehicles of Chapter 87	531 791	1 361 893	4 426 960	11 620 433
84213190	Intake air filters for internal combustion engines oth thanof mach of heading 84.29/84.30 and motor vhcl of Chapter 87	23 803	42 205	95 230	436 534
84213920	Air purifiers	15 479	52 121	80 913	274 940
84213990	Filtering/purifying mach & aparatus for gases	98 823	135 694	1 236 907	2 737 131
84219110	Parts of clothes dryers	17	17	7 125	7 125
84219120	Parts of centrifuge machinery of a kind used for sugarmanufacture	1	1	6	6
84219190	Parts of cream separators or centrifuge machinery oth thanused for sugar manufacture	5	2 685	3	57 613
84219929	Filtering cartridges of petrol filter of mach of heading84.29 or 84.30 and motor vehicle of chapter 87	49 287	128 524	304 752	852 832
84219930	Parts of intake air filters for internal combustion engines	8 026	29 035	59 100	234 681
84219991	Parts of filtering/purifying machinery&apparatus for liquidof a kind used for sugar manufacture	-	34 800	-	21 800
84219997	Part of internal combustion engine petrol filter for machhead 84.29/84.30 & oth than for those/motor vhcl Chapter 87	-	0	-	73
84219998	Part of oil filter oth than for medical/surgical/laboratorysugar manufacture&oil drilling& filtering/purifying for gas	3 670	13 383	142 454	524 502
84219999	Part of filtering/purifying mach&aparatus for liquid/gas of 8421.21.19-90,8421.29.10,8421.29.30-40,8421.29.90,8421.39.20	68 922	105 192	1 413 832	1 920 217
84221100	Dish washing machines for household type	4 860	5 428	27 038	29 438
84223000	Mach for filling,closing,sealing/labelling bottle/can/box/oth; capsuling bottle/jars/tube/similar; aerating beverage	2 000	4 026	5 770	102 460
84224000	Packing/wrapping mach (including heat-shrink wrapping mach)	16 120	34 238	535 225	1 079 424

Tabel 3 : Ekspor Indonesia menurut Komoditi ( Kode HS 8 digit )

Maret 2021

Kode H S	Uraian golongan barang	Berat bersih (Kg)		Nilai F.O.B. ( U S \$ )	
		Bulan ini	Kumulatif	Bulan ini	Kumulatif
(1)	(2)	(3)	(4)	(5)	(6)
84229090	Parts of machine of heading 84.22, oth than of dish washingmachines for household type	8 895	22 377	101 331	298 848
84231010	Personal weighing machine, including baby scale; householdscale, electrically operated	2	1 819	23	60 010
84231020	Personal weighing machine, including baby scale; householdscale, not electrically operated	-	101	-	943
84232010	Scales for continuous weighing of goods on conveyors,electrically operated	-	425	-	961
84232020	Scales for continuous weighing of goods on conveyors,not electrically operated	-	1 315	-	76 342
84233010	Constant weight scale machinery of material into a bag orcontainer, including hopper scale, electrically operated	-	1	-	21
84233020	Constant weight scale machinery of material into a bag orcontainer, including hopper scale, not electrically operated	63	2 102	3 230	8 753
84238110	Weighing mach of capacity <= 30 kg, electrically operated,oth than of subhead 8421.10, 8423.20 or 8423.30	31 219	66 076	1 468 035	3 184 572
84238219	Weighing mach of 1,000kg < capacity <= 5,000kg,electricallyoperated, oth than of subhead 8421.10, 8423.20 or 8423.30	25	264	6 557	50 926
84238229	Weighing mach of 1,000kg<capacity<=5,000kg,not electricallyoperated, oth than of subhead 8421.10, 8423.20 or 8423.30	-	23	-	3 968
84238910	Weighing mach of capacity > 5,000kg, electrically operated,oth than of subhead 8421.10, 8423.20, or 8423.30	-	51	-	449
84238920	Weighing mach of capacity > 5,000kg, not electricallyoperated, oth than of subhead 8421.10, 8423.20 or 8423.30	109	293	737	33 395
84239010	Weighing machine weights	19	113	50	1 216
84239021	Part of weighing machinery, electrically operated, oth thanof weighing machine weight	5 900	17 610	225 233	546 558
84239029	Part of weighing machinery, not electrically operated, oththan of weighing machine weight	10	18	400	590
84241090	Fire extinguisher oth than of kind for aircraft,whether/notcharged	-	40	-	15 681
84242011	Spray gun & similar appliance, electrically operated, foragricultural / horticultural	-	400	-	2 272
84242019	Spray gun & similar appliance, electrically operated, oththan for agricultural / horticultural	1 911	6 773	126 197	397 674
84242029	Spray gun & similar appliance, not electrically operated,other than for agricultural / horticultural	-	360	-	2 199
84243000	Steam/sand blasting mach & similar jet projecting mach	5 200	26 806	21 584	136 469
84244110	Portable hand-operated insecticide sprayer	70 731	209 468	432 673	1 495 163
84244190	Portable sprayer oth than hand-operated insecticide,electrically operated, for agricultural/horticultural	88	514	133	1 503
84244910	Un-portable sprayer,electrically operated,for agricultural/horticultural	18	18	1 138	1 138
84244920	Un-portable sprayer, not electrically operated, foragricultural/horticultural	500	500	700	700
84248210	Drip irrigation systems	-	19	-	475
84248230	Mechanical appliances, not electrically operated, foragricultural/horticultural,	-	1	-	106
84248910	Hand-operated household sprayers of capacity <= 3 l	55	4 472	395	23 079
84248920	Spray heads with dip tubes	3	3	68	68
84248940	Wet processing equipment;apparatus for the spot applicationof liquid;apparatus for the application of dry film/similar	-	17	-	2 009
84248950	Mechanical appliances, electrically operated, oth than foragricultural/horticultural	4 837	6 292	53 643	116 312
84248990	Mechanical appliances, not electrically operated, oth thanfor agricultural/horticultural	3 974	24 030	83 326	351 587
84249010	Parts of fire extinguishers	3 397	7 805	48 672	237 473
84249023	Parts of spray gun&similar appliance,electrically operated,oth than for agricultural / horticultural	865	2 603	4 143	21 242



Tabel 3 : Ekspor Indonesia menurut Komoditi ( Kode HS 8 digit )

Maret 2021

Kode H S	Uraian golongan barang	Berat bersih (Kg)		Nilai F.O.B. ( U S \$ )	
		Bulan ini	Kumulatif	Bulan ini	Kumulatif
(1)	(2)	(3)	(4)	(5)	(6)
84249024	Parts of spray gun & similar appliance, not electrically operated, for agricultural / horticultural	2	2	27	27
84249029	Parts of spray gun & similar appliance, not electrically operated, oth than for agricultural / horticultural	16	16	38	38
84249030	Parts of steam/sand blasting mach & similar jet projecting mach	3	207	239	316
84249099	Parts of goods of subheading 8424.89.10, 8424.89.20,8424.89.40, 8424.89.50 or 8424.89.90	35 019	105 152	312 833	1 120 711
84251100	Pulley tackle and hoists oth than skip hoist/hoist used for raising vehicle, powered by electric motor	155	605	9 518	18 520
84251900	Pulley tackle and hoists oth than skip hoist/hoist used for raising vehicle, powered oth than by electric motor	2 970	23 243	13 096	82 885
84253100	Winches; capstans, powered by electric motor	47 000	111 350	195 700	806 695
84253900	Winches; capstans, powered oth than by electric motor	8 421	395 274	8 109	1 583 414
84254210	Jacks used in tipping mechanisms for lorries, hydraulic	75	8 321	60	20 136
84254290	Jacks not used in tipping mechanisms for lorries, hydraulic	16 097	89 756	250 374	734 849
84254910	Hoists used for raising vehicles, electrically operated	-	1 198	-	4 137
84254920	Hoists used for raising vehicles, not electrically operated	2 866	10 517	9 618	33 478
84261200	Mobile lifting frames on tyres and straddle carriers	-	10	-	9 700
84261930	Gantry cranes	3 300	3 300	2 893	2 893
84261990	Transporter cranes	409 588	558 990	1 095 809	1 937 819
84262000	Tower cranes	-	150	-	710
84264100	Ships' derrick & works trucks fitted with crane on tyres,self-propelled	236 595	236 595	1 799 382	1 799 382
84264900	Ships' derrick&works trucks fitted with crane not on tyres,self-propelled	-	299 454	-	345 295
84269100	Ships' derrick & works trucks designed for mounting on roadvehicles	-	4 222	-	47 183
84269900	Ships' derrick & works trucks not designed for mounting on road vehicles	250	250	15 386	15 386
84271000	Self-propelled trucks powered by an electric motor	6 180	6 180	4 425	4 425
84272000	Self-propelled trucks powered oth than by an electric motor	-	2 428 500	-	3 055 000
84279000	Fork-lift trucks	20 260	197 980	81 313	840 198
84281039	Lifts for goods or materials	-	20	-	8
84282090	Pneumatic elevator & conveyor used oth than for agriculture	3 385	45 086	41 575	1 109 109
84283290	Continuous-action elevator & conveyor, bucket type,other than used for agriculture	4 050	11 751	42 696	121 064
84283390	Continuous-action elevator & conveyor, belt type,other than used for agriculture	-	5 210	-	32 393
84283990	Continuous-action elevator & conveyor, oth than bucket&beltype, other than used for agriculture	3 580	4 624	17 790	23 045
84289020	Automated machinery for the transport, handling & storage of PCB, PWB or PCA	-	10	-	39 546
84289090	Lifting/handling/loading/unloading mach oth than escalator,lift,conveyor,teleferic,auto mach of PCB,mine wagon pusher	60	8 610	25 208	42 594
84291100	Bulldozers and angledozers, track laying	-	1 281 540	-	1 073 038
84291900	Bulldozers and angledozers, oth than track laying	215 695	382 310	46 151	146 357
84292000	Graders and levellers	31 781	46 781	92 420	106 620
84294030	Tamping machines	-	22 754	-	53 350
84294040	Vibratory smooth drum roller with a centrifugal force drum<= 20 t by weight	567 147	1 382 810	2 575 264	6 314 787
84294050	Vibratory road roller with a centrifugal force drum > 20 t by weight	-	10 535	-	30 000
84294090	Road roller other than vibratory	177 091	240 301	439 640	779 360
84295100	Front-end shovel loaders	-	4 830	-	88
84295200	Machinery shovels with a 360? revolving superstructure	5 572 400	13 742 228	25 197 872	59 361 639
84295900	Mechanic shovels,excavators & shove loaders, excl front-end shovel, mach 360 revolving superstructure	107 866	514 472	51 952	662 433
84301000	Pile-drivers and pile-extractors	-	132 115	-	2 797 656
84303100	Coal/rock cutters and tunneling machine, self-propelled	-	1 745	-	5 200
84303900	Coal/rock cutters and tunneling machine, not self-propelled	375	375	1 000	1 000

Tabel 3 : Ekspor Indonesia menurut Komoditi ( Kode HS 8 digit )

Maret 2021

Kode H S	Uraian golongan barang	Berat bersih (Kg)		Nilai F.O.B. ( U S \$ )	
		Bulan ini	Kumulatif	Bulan ini	Kumulatif
(1)	(2)	(3)	(4)	(5)	(6)
84304910	Wellhead platforms&integrad produc modulesuitable for use in drilling operations	-	7 865	-	114 098
84304990	Oth boring/sinking machinery, not self-propelled, oth thanwellhead platforms&integrad produc modules	964 807	1 624 117	2 848 764	4 743 628
84305000	Machinery; for handling earth, minerals or ores, self-propelled, n.e.c. in heading no. 8430	-	24 100	-	370 834
84306900	Machinery; for moving, levelling, scraping, grading, excavating earth minerals or ores; not self propelled n.e.c in 84.30	10	10	10	10
84311013	Parts suitable for used of electric pulley tackle & hoists,winches and capstans, jacks	-	13 582	-	41 370
84311019	Parts suitable for used oth of electric pulley tackle&hoists, winches and capstans, jacks	4 030	15 747	1 500	29 765
84311029	Parts suitable for used oth of non-electric pulley tackle& hoists, winches and capstans, jacks	1 514	7 585	6 843	46 979
84312010	Parts suitable for used of self-propelled fork-lift trucks	1 102	1 286	7 412	14 771
84312090	Parts suitable for used of not self-propelled fork-liftrucks	1 520	4 563	4 291	35 332
84313110	Parts suitable for used of passengers lifts&escalatorsand moving walkways	66	191	466	6 474
84313120	Parts suitable for used of non passengers lift&skip hoists	6 789	12 013	62 980	97 947
84313910	Part suitable for mach 84.28,excl lift,skip hoist/escalator,of subhead 8428.20.10/8428.32.10/8428.33.10/8428.39.10	2 768	4 569	35 935	79 720
84313940	Parts suitable for machinery of auto mach for the transport, handling&storage of PCB/PWB/PCA	-	3 485	-	99 962
84313950	Parts suitable for machinery 84.28,oth than lift,skip hoist/escalators, of goods of subhead 8428.90	3 566	3 566	14 895	14 895
84313990	Parts suitable for oth machinery 84.28, oth than lift,skip hoist/escalators	19 538	308 298	162 775	885 635
84314190	Buckets, shovels, grabs and grips,for fork-lift trucks,oth works trucks fitted with lifting/handling equipment	69 320	184 307	387 314	997 879
84314200	Bulldozer or angledozer blades	-	401 257	-	445 843
84314300	Parts of boring/sinking machinery of oth boring/sinkingmachinery	1 752 372	2 739 212	4 687 679	17 404 893
84314910	Parts suitable for ships derricks, cranes, oth than buckets,shovels, grabs and grips,bulldozer/angledozer blades	422 186	1 269 873	677 339	2 025 955
84314920	Cutting edges or end bits for scrapers,graders/levellers	993 916	3 183 394	4 385 687	12 754 224
84314950	Parts of road rollers	51 715	179 752	157 427	542 388
84314990	Oth parts suitable use of oth moving, grading, levelling,scraping, excavating, tamping, compacting	2 983 981	7 572 072	9 332 620	22 253 596
84321000	Ploughs	-	324	-	450
84322900	Scarifiers, cultivators, weeders, hoesand oth harrows	-	26	-	197
84328010	Other machinery for soil preparation/cultivationof agricultural/horticultural	100	6 075	161	50 845
84328020	Lawn/sports-ground rollers	-	1 000	-	4 331
84328090	Other machinery for soil preparation/cultivation	870	7 392	2 489	44 820
84329010	Parts of machinery of subheading 8432.80.90	13 630	28 022	289 244	589 509
84329090	Parts of oth agricultural, holticultural/forestry mach for soil preparation/cultivation	20 270	22 667	221 402	243 723
84331100	Mowers for lawns,parks/sports-grounds, powered, with cutting device rotating on horizontal plane	-	200	-	710
84331990	Mowers for lawns,parks/sports-grounds, powered, with oth than cutting device rotating on horizontal plane	296	686	639	1 869
84332000	Mowers; n.e.c. in item no. 8433.1 (including cutter bars for tractor mounting)	-	201	-	578
84335100	Combined harvester-threshers macinery	-	5 000	-	42 245
84335200	Threshing machinery; other than combine harvester-threshers	-	1 100	-	2 310
84335990	Oth harvesting machinery	1 273	1 528	78 597	117 765
84339090	Parts of oth harvesting/threshing machinery	40	760	26	1 243
84351010	Presses,crushers&similar mach. used in manfc of wine, ciderfruit juices/similar, electrically operated	2 662	3 093	2 286	4 898
84361020	Machinery for preparing animal feedingstuffs, notelectrically operated	2	2	14	14
84362110	Poultry incubators & brooders, electrically operated	30	115	150	400

Tabel 3 : Ekspor Indonesia menurut Komoditi ( Kode HS 8 digit )

Maret 2021

Kode H S	Uraian golongan barang	Berat bersih (Kg)		Nilai F.O.B. ( U S \$ )	
		Bulan ini	Kumulatif	Bulan ini	Kumulatif
(1)	(2)	(3)	(4)	(5)	(6)
84362910	Poultry-keeping machinery, electric operated	-	26	-	107
84362920	Poultry-keeping machinery, not electric operated	5	15	5	26
84368011	Oth agricultural/horticultural machinery, electrically operated	10	10	250	250
84369110	Parts of poultry-keep mach./poultry incubator&broodersof elect operated mach. and equipment	174	710	216	1 313
84369919	Parts of oth forestry, poultry-keep/bee-keep machinery electrically operated & equipments	-	3 550	-	6 000
84371010	Mach. for cleaning,sorting/grading seed for grains; winnowing&similar clean mach, electrically operated	100	200	560	960
84371030	Mach. for cleaning,sorting/grading seed for oth than grains electrically operated	40	3 800	100	4 364
84371040	Mach. for cleaning,sorting/grading seed for oth than grainsnot electrically operated	-	56	-	1 240
84378010	Rice hullers & cone type rice mills machinery, electrically operated	60	462	75	375
84378020	Rice hullers & cone type rice mills machinery, notelectrically operated	450	6 825	900	11 691
84378030	Industrial type coffee and corn mills machinery, electrically operated	120	779	1 035	6 031
84378040	Industrial type coffee and corn mills machinery, notelectrically operated	-	45	-	75
84378051	Polishing mach. for rice,sifting&sieving mach bran cleaning&husking mach, electrically operated	1 120	2 345	3 264	4 779
84378059	Other machine used in the milling indust or working of cerals, electrically operated	1 860	1 860	1 875	1 875
84378061	Polishing mach. for rice,sifting&sieving mach bran cleaning&husking mach, not electrically operated	440	840	1 075	1 950
84378069	Other machine used in the milling indust or working of cerals, not electrically operated	130	284	1 661	2 726
84379019	Parts of elect operated mach for used in the milling industry/for the working of cereals/dried vegetables	87	90	22 694	34 690
84379029	Parts of non elect operated mach for used in the milling industry/for the working of cereals/dried vegetables	16 287	32 587	43 255	86 605
84381010	Bakery mach&mach.for manufacture of macarony, spagettior similar products, electrically operated	80	20 886	341	365 134
84382010	Mach.for the manufacture of confectionery, cocoa/chocolateelectrically operated	1 020	16 510	16 675	374 358
84385010	Mach.for the preparation of meat or poultry, electrically operated	53 143	180 280	336 251	873 301
84386010	Mach.for the preparation of fruits, nuts or vegetables,electrically operated	10 260	10 960	52 994	55 665
84386020	Mach.for the preparation of fruits, nuts or vegetables,not electrically operated	-	2	-	10
84388011	Coffee pulpers, electrically operated	-	424	-	3 000
84388091	Other machine for the industrial preparation/manufacture,electrically operated	64	214	1 020	4 357
84389019	Parts of goods of oth elect mach for industrial preparationor manufacture of food/drink, oth than sugar &coffee pulper	2 583	9 376	44 016	204 740
84389029	Parts of goods of oth non elect mach for industrialprep/manufact of food/drink, oth than sugar &coffee pulper	6 043	6 103	81 576	81 839
84399900	Parts of machine for making/finishing paper/paperboard	10 762	35 862	293 682	819 224
84401010	Book-binding machinery, incl book-sewing machines,electrically operated	-	23	-	200
84401020	Book-binding machinery, incl book-sewing machines,not electrically operated	29	30	304	309
84409010	Parts of book-binding machinery, incl book-sewing machinesof electrically operated machines	-	5	-	440
84411010	Cutting paper pulp, paper/paperboard machines,electrically operated	3	9 129	572	13 481
84411020	Cutting paper pulp, paper/paperboard machines,not electrically operated	-	34	-	108

Tabel 3 : Ekspor Indonesia menurut Komoditi ( Kode HS 8 digit )

Maret 2021

Kode H S	Uraian golongan barang	Berat bersih (Kg)		Nilai F.O.B. ( U S \$ )	
		Bulan ini	Kumulatif	Bulan ini	Kumulatif
(1)	(2)	(3)	(4)	(5)	(6)
84412020	Machine for making bags, sacks /envelopes,not electrically operated	-	6	-	14
84418010	Oth machinery for making up paper pulp,paper/paperboardelectrically operated	32	32	3 848	3 848
84419010	Parts of mach.for making up paper pulp, paper/paperboard,of electrically operated machines	1 801	2 712	15 029	45 920
84423010	Mach,aparatus&equip for preparing/making plates, cylinders/other printing components, electrically operated	52	80	39 650	42 120
84424010	Part of electric machinery, aparatus&equip for preparing/making plates, cylinders/other printing components	44	123	2 609	3 729
84424020	Part of non-electric machinery, aparatus&equip for preparing/making plates, cylinders/other printing component	-	2 400	-	5 400
84425000	Plates, cylinders&oth print components, plates,cyl & lithograph stones, prepared for print purpose	9 370	55 492	47 835	119 641
84431100	Offset printing machinery, reel-fed	332	135 449	1 013	1 107 031
84431300	Printing machinery; offset, n.e.c. in item no. 8443.1	102 310	116 580	577 626	610 686
84431600	Flexographic printing machinery	2 392	5 112	2 149	11 345
84431700	Gravure printing machinery	13	13	1 627	1 627
84431900	Printing machinery; used for printing by means of plates, cylinders and other printing components of heading 84.42, n.e.c. in item no. 8443.1	5 692	9 643	110 626	259 468
84433111	Colour printer copier, printing by the ink-jet process,capable of connect to an auto data process mach/to network	1 337	3 536	47 706	89 782
84433119	Non-colour printer copier, printing by the ink-jet process,capable of connect to an auto data process mach/to network	8 404	10 422	50 053	75 001
84433121	Colour printer copier, printing by the laser process,capable of connect to an auto data process mach/to network	5	8	60	145
84433129	Non-colour printer copier, printing by the laser process,capable of connect to an auto data process mach/to network	7	7	83	83
84433131	Combination printer-copier-facsimile machines, colour,capable of connect to an auto data process mach/to network	14	2 234	40	2 495
84433139	Combination printer-copier-facsimile machines, non-colour, capable of connect to an auto data process mach/to network	-	2	-	20
84433191	Combination printer-copier-scanner-facsimile machines,capable of connect to an auto data process mach/to network	5 373 047	15 073 189	127 432 528	329 170 475
84433199	Oth mach which perform >= 2 function of printing, copying/facs, capable of connect to an auto data process/network	22	63	284	4 838
84433219	Dot matrix printers, non colour, capable of connect to an auto data processing mach/to a network	597 777	1 777 438	11 456 489	32 955 498
84433221	Printer ink-jet printers, colour, capable of connect to an auto data processing mach/to a network	396 993	1 187 902	7 382 514	19 532 268
84433229	Printer ink-jet printers, non colour, capable of connect to an auto data processing mach/to a network	1 686	5 234	11 140	37 154
84433231	Laser printers, colour, capable of connect to an auto data processing mach/to a network	42	42	876	876
84433239	Laser printers, non colour, capable of connect to an auto data processing mach/to a network	-	310	-	2 863
84433290	Oth printers,copying mach & facsimile, not combined;capable to connect to network	176 275	421 775	5 195 388	12 335 193
84433920	Electrostatic photocopying apparatus operat by reproduce the original image via intermediate onto the copy (indirect)	150	250	250	400
84433940	Ink-jet printer, not capable of connect to a network	6	1 812	75	44 013
84433990	Oth printers,copying mach & facsimile, not capable to connect to a network	-	6 495	-	99 447
84439100	Parts & acc of printing mach used for printing by means of plates, cylinder & oth printing components of head 84.42	295 255	928 390	13 147 475	40 826 420
84439920	Ink-filled printer cartridges	560 227	1 542 759	12 607 873	35 563 826
84439990	Parts and accessories of other printing machinery	53 633	205 925	1 932 525	6 529 372

Tabel 3 : Ekspor Indonesia menurut Komoditi ( Kode HS 8 digit )

Maret 2021

Kode H S	Uraian golongan barang	Berat bersih (Kg)		Nilai F.O.B. ( U S \$ )	
		Bulan ini	Kumulatif	Bulan ini	Kumulatif
(1)	(2)	(3)	(4)	(5)	(6)
84440010	Mach. For extruding, drawing, texturing/cutting man-madetextile materials, electrically operated	88	88	170	170
84451210	Combing machines, electrically operated	-	15 080	-	41 363
84451940	Oth machines for preparing textile fibres, electricallyoperated	6 835	6 835	4 750	4 750
84453010	Textile doubling or twisting machines, electrically operated	-	59 806	-	56 217
84454010	Textile winding (incl weft-winding) or reeling machines, electrically operated	9 515	34 250	8 000	158 969
84454020	Textile winding (incl weft-winding) or reeling machines, not electrically operated	2 211	13 035	41	88 853
84459010	Mach.for preparing textile for use on electric operatedmach for weaving and knitting/stitch-bonding	180	58 050	44 775	95 205
84461010	Weaving machines (looms) for weaving fabrics of a width <=30 cm, electrically operated	-	13	-	714
84462900	Weaving machines (looms) for weaving fabrics of a width>30 cm, oth than power looms shuttle type	-	52 751	-	105 600
84463000	Weaving machines (looms) for weaving fabrics of a width>30 cm, shuttleless type	61 408	188 411	59 900	142 607
84471110	Circular knitting mach with cylinder diameter <=165 mm,electrically operated	2	2	181	181
84471210	Circular knitting mach with cylinder diameter >165 mm,electrically operated	4 940	18 640	12 000	40 036
84472010	Flat knitting machines, stitch-bonding machines, electrically operated	7 000	27 875	11 908	114 723
84479010	Mach for making gimped yarns, tulle, lace, embroidery &mach for tufting, electrically operated	7 396	7 398	30 342	30 535
84479020	Mach for making gimped yarns, tulle, lace, embroidery &mach for tufting, not electrically operated	6	6	51	51
84482000	Parts & acc or auxiliary machines of machine for extruding,drawing, texturing/cutting man-made textile materials	3 810	8 987	460 819	1 148 585
84483200	Part & acc of machines for preparing textile fibres, oth than card clothing	62	62	3 731	3 731
84483300	Spindel, spindel flyers, spinning rings and ring travellers	451	524	60 999	67 707
84483900	Machines; parts and accessories of machines or auxiliary machinery of heading no. 8445, n.e.c. in item no. 8448.3	10	15	644	682
84484200	Reeds for looms, healds and heald-frames	708	984	65 773	82 206
84484991	Oth parts&acc of weaving machines/of their auxiliary mach, other than shuttles, of electrically operated machines	3 556	10 252	236 639	669 256
84485100	Sinker, needles and other articles used on formingstitches	1 636	2 024	94 395	121 085
84485900	Machines; parts and accessories of machines or auxiliary machinery of heading no. 8447, other than sinkers, needles and other articles used in forming stitches	209	261	6 581	17 449
84490010	Mach for the manufct of finishing of felt/nonwovens in thepiece/in shapes, incl for making hats, elect operated	14 000	14 000	800	800
84501110	Household/laundry-type washing mach,full-auto mach, each of a dry linen capacity<=6 kg	820	1 420	970	1 870
84501190	Household/laundry-type washing mach,full-auto mach, each of a dry linen capacity>6 kg but<=10kg	148 573	417 490	648 939	1 724 972
84501210	Household/laundry-type washing mach, with bulit-in centrifugal drier, each of a dry linen capacity<=6 kg	1 860	1 958	2 032	2 164
84501290	Household/laundry-type washing mach, with bulit-in centrifugal drier, each of a dry linen 6kg>capacity<=10kg	24 191	77 635	93 311	290 082
84501919	Other household/laundry-type washing mach, electricallyoperated, each of a dry linen capacity>6 kg but not<=10kg	206	1 608	2 916	4 736
84501999	Other household/laundry-type washing mach, not electricallyoperated, each of a dry linen capacity>6 kg but not<=10kg	0	0	1	1
84502000	Household/laundry-type waching mach, each of a dry linen capacity>10kg	73 384	211 851	347 386	1 009 608
84509010	Parts of washing machine with each of a dry linen cap>10kg	1 242	4 970	35 884	143 534
84509020	Parts of washing machine with each of a dry linen cap<=10kg	1 242	4 267	7 775	24 122

Tabel 3 : Ekspor Indonesia menurut Komoditi ( Kode HS 8 digit )

Maret 2021

Kode H S	Uraian golongan barang	Berat bersih (Kg)		Nilai F.O.B. ( U S \$ )	
		Bulan ini	Kumulatif	Bulan ini	Kumulatif
(1)	(2)	(3)	(4)	(5)	(6)
84511000	Dry cleaning machines	1 000	3 500	4 692	11 934
84512100	Drying machines, each of a dry linen capacity<=10 kg	-	432	-	2 640
84512900	Drying machines, each of a dry linen capacity>10 kg	501	3 051	4 610	30 383
84514000	Washing, bleaching or dyeing machines	-	425	-	3 000
84518000	Machinery; wringing, dressing, finishing, coating/impregnating textile yarns, fabrics/made up textile articles; applying paste to base fabric used in manufacture/floor coverings	48 361	92 438	30 000	82 500
84519090	Parts of machines of a dry linen capacity>10 kg	399	444	7 218	8 727
84521000	Sewing machines of the household type	2 821	3 137	8 298	12 670
84522100	Sewing machines; (not household type), automatic units	6 331	17 149	9 000	67 733
84522900	Sewing machines; not household or automatic unit type	540	32 897	14 007	99 746
84523000	Sewing machine needles	144	144	18 391	18 394
84529011	Arm&beds, stans with or w/o centre frames, flywheel, belt guards, treadles/pedals of household type of sewing machines	25 200	25 200	25 200	25 200
84529012	Furniture, bases and covers and parts there of householdtype of sewing machines	-	8 269	-	14 973
84529019	Oth parts of sewing machines of machinery of householdtype of sewing machines	6	19	184	204
84529099	Oth parts of sewing machines of machinery of non householdtype of sewing machines	507	1 697	11 139	24 686
84531020	Machinery for preparing, tanning/working hides, skins/leather, not electrically operated	-	1	-	133
84532010	Machinery for making/repairing footwear, electricallyoperated	2 700	2 700	2 360	2 360
84538010	Oth mach for make/repaire footwear,oth than sewing machine,electrically operated	-	485	-	33 297
84538020	Oth mach for make/repaire footwear,oth than sewing machine,not electrically operated	100	390	834	3 017
84539000	Parts of machinery for preparing,tanning/working hides,skins, leather	58	2 215	10 904	19 376
84541000	Converters	2	442	1 508	52 249
84542000	Ingot moulds and ladles	2 873	9 607	38 125	717 206
84543000	Casting machines	3 637	5 700	7 307	31 090
84549000	Partrs of converts, ladles, ingot moulds & casting machines	81 917	121 996	397 639	739 734
84559000	Metal-rolling mills; parts thereof	170	4 190	2 013	6 008
84561100	Mach tool for work any material by removal material,operated by laser	1	12 562	1 100	161 934
84563000	Mach tool for work any material by removal material,operated by electro-discharge processes	8 300	10 425	12 660	34 620
84564090	Mach tool for work any material by removal material,by plasma arc processes, for oth than manufact of PCB/PWB	185	5 834	12 735	28 973
84565000	Water-jet cutting machines	-	4	-	138
84569090	Wet processing equip for application by immersion ofelectrical solutions, for oth purposes	-	45	-	47 146
84571010	Machining centres of spindle power <= 4kW	13	561	2 973	35 190
84571090	Machining centres of spindle power > 4 kW	-	143 350	-	688 574
84581190	Horizontal lathes, numerical controlled,spindle power >4 kW	11 200	14 750	80 173	176 250
84589100	Lathes; for removing metal, numerically controlled, other than horizontal lathes	2	12 562	4	323 726
84589990	Oth than horizontal lathes, not numerical controlled, with the distance between the main spindle centre&the bed>300mm	7 950	53 900	19 654	117 926
84591010	Way-type unit head machines, electrically operated	-	16 342	-	20 461
84592100	Machine-tools; for drilling by removing metal, numerically controlled	-	1 360	-	12 200
84592910	Other drilling machines, not numerically controlled,electrically operated	92	93	7 481	7 649
84593100	Machine-tools; for boring-milling by removing metal, numerically controlled	600	600	750	750
84593910	Other boring-milling machines, not numerically controlled,electrically operated	-	3 783	-	1 600
84597010	Other threading or tapping machines, electrically operated	991	1 001	10	6 688
84601200	Flat-surface grinding machines, numerically controlled	-	820	-	4 100
84601900	Flat-surface grinding machines, not numerically controlled	92	4 041	1 299	31 644

Tabel 3 : Ekspor Indonesia menurut Komoditi ( Kode HS 8 digit )

Maret 2021

Kode H S	Uraian golongan barang	Berat bersih (Kg)		Nilai F.O.B. ( U S \$ )	
		Bulan ini	Kumulatif	Bulan ini	Kumulatif
(1)	(2)	(3)	(4)	(5)	(6)
84602910	Other grinding machines, not numerically controlled,electrically operated	3 500	3 500	57 993	57 993
84602920	Other grinding machines, not numerically controlled,not electrically operated	-	7	-	135
84603110	Mach tools, numerically controlled, for sharpening drillingbits,shank diameter<=3,175mm, fixed collets, power<=0.74kW	-	116	-	1 487
84604010	Honing or lapping machines, electrically operated	-	32 251	-	3 557 643
84604020	Honing or lapping machines, not electrically operated	7	71	227	3 644
84609010	Oth mach-tools for deburring, sharpening, grinding, honing, lapping, or similar, electrically operated	3 100	3 100	2 410	2 412
84609020	Oth mach-tools for deburring, sharpening, grinding, honing, lapping, or similar, not electrically operated	2	2	180	180
84612010	Shaping or slotting machines, electrically operated	-	16 043	-	909 760
84614010	Gear cutting, gear grinding/gear finishing machines, electrically operated	-	101	-	22 385
84615010	Sawing or cutting-off machines, electrically operated	-	17 310	-	515 699
84615020	Sawing or cutting-off machines, not electrically operated	-	1 300	-	2 414
84619019	Oth mach-tool for planing,shaping,gear cutting,not elsewhrespecified, oth than planing machines, electric operated	-	800	-	2 972
84619099	Oth mach-tool for planing,shaping,gear cutting,not elsewhrespecified, oth than planing machines, not electric operated	1 423	2 537	57 117	129 460
84621010	Forging or die-stamping (incl presses) & hammers,electrically operated	87	5 132	51 361	248 053
84621020	Forging or die-stamping (incl presses) & hammers,not electrically operated	1 265	2 216	26 837	29 530
84622100	Bending, folding, straightening/flattering mach (inclpresses), numerically controlled	2 095	24 775	6 996	125 207
84622910	Bending, folding, straightening/flattering mach (inclpresses), not numerically controlled, electrically operated	-	8 800	-	480 217
84622920	Bending, folding, straightening/flattering mach (inclpresses), not numerically controlled, not electric operated	-	37	-	23
84624910	Punching/notching machines (incl presses),incl combinedpunching&shearing, not numerically controlled, elect operate	-	29 403	-	123 636
84624920	Punching/notching machines (incl presses),incl combinedpunching&shearing, not numerical controll, not elect operate	-	32	-	405
84629100	Hydraulic presses	16	747	6 335	10 631
84629950	Oth mach-tools for (incl presses) working metal by forging,hammering/die-stamping, electrically operated	-	632	-	20 969
84629960	Oth mach-tools for (incl presses) working metal by forging,hammering/die-stamping, not electrically operated	25 970	25 971	2 226	4 901
84632010	Thread rolling machines, electrically operated	13 400	13 400	13 320	13 320
84633010	Machines for working wire, electrically operated	-	0	-	2
84639010	Other mach-tools for working metals/cermets, w/o removingmaterial, electrically operated	12 800	14 200	120 476	153 810
84639020	Other mach-tools for working metals/cermets, w/o removingmaterial, not electrically operated	2	1 361	21	25 142
84641010	Sawing machines for working stone, ceramics/like mineralmaterials/for cold-working glass, electrically operated	3	4	74	164
84642020	Grinding/polishing mach for working stone, ceramics/likemineral material/for cold-work glass,not electric operated	1	1	1	1
84649010	Oth machines for working stone, ceramics/like mineralmaterials/for cold-working glass, electrically operated	-	350	-	229
84649020	Oth machines for working stone, ceramics/like mineralmaterials/for cold-working glass, not electrically operated	500	510	1 500	1 765
84652000	Machining centres	-	14 000	-	93 000

Tabel 3 : Ekspor Indonesia menurut Komoditi ( Kode HS 8 digit )

Maret 2021

Kode H S	Uraian golongan barang	Berat bersih (Kg)		Nilai F.O.B. ( U S \$ )	
		Bulan ini	Kumulatif	Bulan ini	Kumulatif
(1)	(2)	(3)	(4)	(5)	(6)
84659120	Oth sawing machines for scoring PCB/ PWB or PCB/PWB substrates, electrically operated	2 587	2 607	48 651	55 595
84659210	Planing, milling/moulding mach for routing PCB/PWB or PCB/PWB substrates, accepting router bits with shank D<=3.175mm	1 167	1 454	219 027	308 915
84659310	Grinding, sanding or polishing machines, for working woodcork, bone/similar hard materials, electrically operated	-	9	-	60
84659610	Splitting, slicing/paring machines, for working wood, cork,bone/similar hard materials, electrically operated	79	79	1 036	1 036
84659960	Oth mach tools for working wood, cork, bone/similar hardmaterials, electrically operated	-	146	-	22 820
84659990	Oth mach tools for working wood, cork, bone/similar hardmaterials, not electrically operated	-	194	-	848
84661010	Tool holder&self-opening diehead for mach of 84569010, 84569020/84603110/84659110/84659210/84659510/84659950	8 124	20 538	66 109	171 772
84661090	Tool holder&self-opening diehead for mach oth of 84569010&84569020/84603110/ 84659110/84659210/84659510/84659950	2 387	7 948	80 940	191 493
84662090	Work holders for mach oth than of 85469010, 84569020,84603110, 84659110, 84659210, 84659510, 84659950	38 286	86 442	111 031	253 306
84663090	Dividing heads&oth special for mach oth than of subheading84569020, 84603110, 84659110, 84659210, 84659510/84659950	38	313	8 736	13 946
84669100	Parts & accessories suited for use solely/principally; for the machines of heading no. 8464, n.e.c. in heading no. 8466	8 620	8 622	21 790	21 801
84669210	Oth parts & accessories for machines of subheading 84659110, 84659210, 84659510 or 84659950	-	152	-	2 850
84669290	Oth parts & acc for mach of head 8465 oth than subheading 84659110, 84659210, 84659510 or 84659950	1	107	500	3 771
84669390	Oth parts & accessories for machines of head 8456 to 8461oth than subhead 84564010,84569020 or 84603110	2 280	5 371	106 732	278 874
84669400	Machine-tools; parts and accessories, for the machines of heading no. 8462 or 8463, n.e.c. in heading no. 8466	13 308	17 449	511 370	748 047
84671100	Tools for working in the hand pneumatic rotary tipe (including combined rotary-percussion)	310	450	13 961	23 631
84671900	Tools for working in the hand pneumatic other rotary tipe (including combined rotary-percussion)	1 611	14 173	9 538	281 854
84672100	Drills of all kinds with self-contained electric motor	26 119	30 164	284 078	291 302
84672200	Saws with self-contained electric motor	237	268	4 616	4 690
84672900	Tools; for working in the hand, with self-contained electric motor; other than saws and drills	23 251	94 614	507 832	2 104 907
84678100	Chains saws with self-contained electric motor	505	505	9 436	9 436
84678900	Tools; for working in the hand, (other than chain saws), hydraulic or with self-contained non-electric motor, (not pneumatic)	7 054	62 260	8 611	777 253
84679190	Other part of chains saws of electro-mechanical type	30	30 202	30	469 234
84679200	Parts of tools working in the hand of pneumatic	987	987	3 570	3 570
84679910	Other parts of tools of goods of drills, saws & all kinds non-electric motor	1 730	9 038	7 455	42 518
84679990	Other parts of tools of goods of other than drills, saws and all kinds, non-electric motor	817	2 007	11 519	35 715
84682010	Hand-operated (not hand-held) gas welding or brazing appliances for metal	2 850	3 935	23 437	67 500
84682090	Other hand-operated (not hand-held) gas welding or brazing appliances for other than metal	96	117	500	810
84688000	Machinery and apparatus; for soldering, brazing or welding, whether or not capable of cutting, n.e.c. in heading no. 8468	1	20 655	30	63 544
84689090	Parts of goods of gas welding or brazing appliaances forother than metal	3 777	9 696	263 246	1 141 546



Tabel 3 : Ekspor Indonesia menurut Komoditi ( Kode HS 8 digit )

Maret 2021

Kode H S	Uraian golongan barang	Berat bersih (Kg)		Nilai F.O.B. ( U S \$ )	
		Bulan ini	Kumulatif	Bulan ini	Kumulatif
(1)	(2)	(3)	(4)	(5)	(6)
84701000	Electronic calc,pocket-size data recording, reproducing and displaying machines with calculating functions	3 497	10 289	3 866	9 488
84702100	Calculating machines; electronic, incorporating a printing device, needing an external source of power	39	39	10 900	10 900
84702900	Calculating machines; electronic, (not incorporating a printing device), needing an external power source	93	93	1 722	1 722
84703000	Calculating machines; non-electronic	4	74	60	4 638
84705000	Cash register	10 208	18 768	158 936	328 196
84709090	Ticket-issuing machines and similar machines	31 295	93 403	1 886 983	5 257 040
84713020	Laptops including notebooks and subnotebooks	4 670	15 223	106 180	581 363
84713090	Oth portable automatic data processing machines, weighting<= 10 kg	20 046	61 529	175 479	480 787
84714110	Personal computers exclud portable computer,CPU& I/O unitwhether or not combined	-	119	-	5 745
84714190	Other PC excluding portable computer,CPU& I/O unit whether or not combined	290 837	889 256	15 072 017	44 923 901
84714910	Personal computers in the form of systems exclud portablecomputers (laptop/notebook)	885	1 385	129 260	154 971
84714990	Other personal computers in the form of systems excluding portable computers (laptop/notebook)	1 275	2 297	72 146	198 145
84715010	Processing units for personal (incl. portable) computersnot comprising & not presented in the form systems systems	16 277	48 081	330 254	999 334
84715090	Oth processing unit for personal comp.(excl.portable comp) not comprising & not presented in the form systems systems	2 999	6 260	136 849	908 582
84716030	Computer keyboards	80	454	2 062	15 629
84716040	Mouses, light pens, joysticks, track balls, and touch sensitive screens	12 212	52 410	577 806	2 754 801
84716090	Other input or output units, whether or not containing storage units in the same housing	10 203	121 652	509 032	4 878 457
84717010	Floppy disk drive	1	21	1	499
84717020	Hard disk drive	2 581	6 328	1 508 590	1 698 613
84717030	Tape drive	334	404	14 761	22 725
84717040	Optical disk drives, including CD-ROM drives, DVD drives and CD-R drives	67	577	2 302	46 044
84717050	Proprietary format storage device incl media therefor with or without removable media, optical or other technology	68	2 871	13 797	27 226
84717091	Propriety format storage automated backup systems	-	21	-	6 122
84717099	Oth proprietary format storage devices incl media therefor with or without removable media, optical or other technology	427	1 050	38 305	143 453
84718010	Control and adaptor units	129	340	49 411	138 443
84718070	Sound cards or video cards	71	276	40 545	58 217
84718090	Other control units	59	312	827	80 267
84719010	Bar code readers	106 020	247 347	2 809 852	7 151 617
84719030	Electronic fingerprint identification systems	42	68	7 897	10 443
84719040	Other optical character readers	7	58	2 010	168 796
84719090	Other units of automatic data processing machines :	14 846	83 265	5 287 624	16 780 242
84729010	Automatic teller machines	-	17	-	175
84729049	Oth typewriters auto oth than printers of heading 8443	6 576	18 733	120 380	354 956
84729090	Other word-processing mach with not electrically operated	-	4	-	30
84732100	Parts of the electronic calculating machines of subheading 84701000, 84702100 or 84702900	8	458	328	5 593
84732900	Parts of the electronic calculating machines oth thansubheading 84701000, 84702100 or 84702900	1 658	5 921	89 557	279 127
84733010	Parts and accessories assembled printed circuit boards of the machines of heading 8471	76 714	188 176	7 981 640	21 154 926
84733090	Parts and accessories assembled other thanprinted circuit boards of the machines of heading 8471	1 378 989	3 331 414	9 948 883	25 732 447
84734010	Parts and accessories of the machines of heading 8472 for electrically operated machines	1 146	3 154	399 076	1 138 760
84734020	Parts and accessories of the machines of heading 8472 for non electrically operated machines	324	907	151 877	514 684

Tabel 3 : Ekspor Indonesia menurut Komoditi ( Kode HS 8 digit )

Maret 2021

Kode H S	Uraian golongan barang	Berat bersih (Kg)		Nilai F.O.B. ( U S \$ )	
		Bulan ini	Kumulatif	Bulan ini	Kumulatif
(1)	(2)	(3)	(4)	(5)	(6)
84735010	Parts and accessories suitable for use with the machines of heading 8471	30	35	275	315
84735090	Parts and accessories suitable for use with the machines of heading 8470 and 8472	67 792	185 513	953 400	2 829 078
84741010	Sorting, screening, separating or washing machines electrically operated	5 590	191 690	19 360	341 523
84742011	Crushing or grinding machines stone electrically operatedfor stone	13	13	65	65
84742019	Crushing or grinding machines stone electrically operatedfor other than stone	-	2 011	-	17 565
84743110	Concrete or mortar mixers electrically operated	2 184	12 934	2 213	37 755
84743229	Machines for mixing mineral substances with bitumen not electrically operated of an output capacity > 80 t/h	200	200	125	125
84748010	Machinery for agglomerating, shaping or moulding, for forming foundry moulds of sand electrically operated	-	5 707	-	97 451
84748020	Machinery for agglomerating, shaping or moulding, for forming foundry moulds of sand not electrically operated	150	1 500	250	2 577
84749010	Other machinery for agglomerating, shaping/moulding, for forming foundry moulds of sand electrically operated	3 417 769	9 193 880	8 890 594	24 235 320
84749020	Other machinery for agglomerating, shaping/moulding, for forming foundry moulds of sand not electrically operated	-	48 687	-	316 766
84751010	Machines for assembling electric/electronic lamps, tubes/valves/flashbulbs, in glass envelopes, electrically operated	4 300	4 300	6 283	6 283
84762100	Automatic beverage-vending machines incorporating heating or refrigerating devices	-	16 574	-	133 458
84762900	Machines; automatic beverage-vending machines, not incorporating heating or refrigerating devices	2 170	2 170	16 598	16 598
84768900	Machines; automatic goods-vending machines, not incorporating heating or refrigerating devices	-	3	-	36
84769000	Parts automatic goods-vending machines incorporatingheating or refrigerating devices	122 124	376 741	1 001 493	3 018 229
84771010	Injection machines for moulding rubber	12 840	30 554	105 597	150 753
84771031	Injection machines for palstics, poly (vinyl chloride)	-	85 235	-	591 634
84771039	Other injection machines for palstics	97 825	210 124	886 068	960 259
84772020	Extruders machine for plastics	6 001	7 003	57 123	69 295
84774010	Vacuum machines for moulding or forming rubber	58	140	1 560	3 840
84774020	Vacuum machines for moulding or forming plastics	-	62 594	-	229 747
84775910	Other machines for moulding or forming rubber	1 390	2 676	38 022	40 296
84778010	Other machine for working rubber/products from rubber, electrically operated	84 505	90 307	231 392	267 007
84778020	Other machine for working rubber/products from rubber, not electrically operated	-	19 770	-	3 600
84778031	Lamination presses for the manufacture of PCB/PWBelectrically operated	5	51	14	156
84778039	Oth lamination presses for plastics/products from plasticselectrically operated	-	11 306	-	111 063
84779010	Parts of machine for working rubber/products from rubber, electrically operated	278	420	25 687	50 217
84779020	Parts of machine for working rubber/products from rubber, not electrically operated	10	694	420	60 301
84779032	Parts of lamination presses for the manufacture of PCB/PWBelectrically operated	-	2 371	-	142 184
84779039	Parts of electric machine for working plastic&productsoth than lamination presses for manufacture of PCB/PWB	5 304	19 883	206 033	505 323
84779040	Parts of non-electric machine for working plastics/products from plastics materials	0	20 277	48	25 538
84781010	Machines for preparing or making up tobacco,electrically operated	34 273	73 925	1 805 930	3 856 388
84781020	Machines for preparing or making up tobacco, not electrically operated	35 644	103 426	471 008	1 390 865

Tabel 3 : Ekspor Indonesia menurut Komoditi ( Kode HS 8 digit )

Maret 2021

Kode H S	Uraian golongan barang	Berat bersih (Kg)		Nilai F.O.B. ( U S \$ )	
		Bulan ini	Kumulatif	Bulan ini	Kumulatif
(1)	(2)	(3)	(4)	(5)	(6)
84789010	Parts of machines for preparing or making up tobacco,electrically operated	210	14 996	66 248	1 414 988
84791010	Machines for public works/building/the like, electrically operated	20 934	26 916	450 734	678 396
84791020	Machines for public works/building/the like, not electrically operated	146	2 146	11 830	13 562
84792010	Machines for the extraction/preparation of animal/fixed vegetable fats or oils, electrically operated	-	41	-	101
84792020	Machines for the extraction/preparation of animal/fixed vegetable fats or oils, not electrically operated	20	20	395	395
84793010	Machines presses for particle board/building and treating wood/cork, electrically operated	-	2	-	855
84794010	Rope or cable-making machines, electrically operated	-	31 200	-	285 000
84795000	Industrial robots machines,not elsewhere specified/included	915	19 949	49 134	95 871
84796000	Machines evaporative air coolers	1	2 237	30	19 382
84797100	Passenger boarding bridges of kind a used in airports	-	129 780	-	660 000
84797900	Machinery and mechanical appliances; passenger boarding bridges, other than of a kind used in airports	-	1	-	1
84798110	Machines for treating metal, including electric wire coilwinders, electrically operated	10	5 761	7	589 422
84798210	Mixing, kneading, crushing, grinding, screening, sifting, homogenising, emulsifying/stirring machines, electrically operated	1 955	19 346	54 683	213 096
84798220	Mixing, kneading, crushing, grinding, screening, sifting, homogenising, emulsifying/stirring machines, not elect. operated	49	49	10 279	10 279
84798920	Machinery or apparatus for assembling CPU daughter boards and the reperation of chemical solution used, elect.operated	84	1 100	1 104	27 857
84798931	Automatic service-vending machines, electrically operated	-	727	-	44 957
84798939	Other automatic service-vending machines, electrically operated	55 222	180 904	1 211 544	3 282 251
84798940	Other automatic service-vending machines, not electrically operated	318 499	791 526	2 636 276	7 665 728
84799020	Parts of goods of subheading 8479.89.20	281	1 534	36 908	133 954
84799030	Parts of machines of machine subheading 8479.89.20, electrically operated	4 737	12 843	588 046	1 369 780
84799040	Parts of machines of machine subheading 8479.89.20, not electrically operated	92 181	229 183	1 216 661	2 478 052
84801000	Moulding boxes for metal foundry	8 051	33 490	53 610	248 474
84802000	Mould bases	154	255	40 670	41 259
84803090	Moulding patterns of other materials	101 028	193 190	435 450	747 104
84804100	Moulds for metal/metal carbides injection or compression types	6 719	13 904	76 112	179 453
84804900	Moulds; for metal or metal carbides, other than injection or compression types	10 616	48 731	411 902	1 635 946
84805000	Moulds for glass	-	1 620	-	14 310
84806000	Moulds for mineral materials	32 268	363 704	486 295	1 229 732
84807110	Moulds for footwear soles, injection or compression types	14 157	39 642	100 333	252 971
84807190	Other moulds for rubber plastics, injections types	27 325	65 664	327 808	894 423
84807910	Moulds for footwear soles, not injection/compression types	11 716	23 593	47 933	205 924
84807990	Other moulds for rubber plastics, not injections types	19 207	70 908	372 670	3 513 449
84811011	Sluice / gate valves with 5 cm ? internal diameter ? 40 cm	-	1	-	279
84811019	Other sluice / gate valves of iron or steel	895	2 298	62 954	122 853
84811021	Sluice / gate valves of copper/copper alloy an internal diameter<= 2,5 cm	11	11	69	69
84811022	Sluice / gate valves of copper/copper alloy an internal diameter > 2,5 cm	-	0	-	4
84811099	Other taps, cocks, valves & similar appliances for pipes, boiler shells, tanks, vats or the like	21 591	202 005	285 887	2 282 069
84812010	Sluice/gate valves for oleohydraulic or pneumatic transmissions 5 cm<=internal diameter<=40 cm	12	16	1 341	3 117

Tabel 3 : Ekspor Indonesia menurut Komoditi ( Kode HS 8 digit )

Maret 2021

Kode H S	Uraian golongan barang	Berat bersih (Kg)		Nilai F.O.B. ( U S \$ )	
		Bulan ini	Kumulatif	Bulan ini	Kumulatif
(1)	(2)	(3)	(4)	(5)	(6)
84812020	Sluice/gate valves of copper/alloy 1 cm ? int.diam ? 2,5 cm of plastics 1 cm<=int.diam<=2,5 cm for oleohydr/pneumatic	3 468	56 237	5 298	24 870
84812090	Other sluice/gate valves for oleohydraulic or pneumatic	2 011	18 869	103 461	474 304
84813010	Swing check-valves, of cast iron, with 4 cm<=an inlet of internal diameter ?60 cm	223 153	734 813	2 013 189	6 966 241
84813020	Swing check-valves of copper or copper alloys, with an internal diameter<= 2.5 cm	740	740	125 800	125 800
84813040	Swing check-valves of plastics, with 1 cm<=internal diameter<=2,5 cm	9	22	174	666
84813090	Other swing check-valves, of cast iron, with 4 cm<=an inlet of internal diameter ?60 cm	30 910	38 768	324 901	347 194
84814010	Safety or relief valves of copper or copper alloys,with an internal diameter of<=2.5 cm	2	27	272	1 849
84814090	Other safety or relief valves	1 310	2 958	65 505	164 381
84818011	Valves for inner tubes of copper or copper alloys	-	1	-	269
84818012	Valves for inner tubes of other materials	3 685	14 752	7 230	61 481
84818014	Valves for tubeless tyres of other materials	18	170	1 079	2 976
84818021	Liquefied Petroleum Gas (LPG) cylinder valves of copper or copper alloys with inlet/outlet internal diameters<=2.5 cm	944	2 368	3 975	14 553
84818030	Cocks and valves, whether or not fitted with piezo-electric igniters, for gas stoves or ranges	389	2 823	23 458	34 777
84818040	Aerated or carbonated liquid bottle valves; valves for gas operated beer dispensing units	41	599	10 317	16 599
84818050	Mixing taps and valves	23 124	50 636	354 102	744 132
84818061	Manually operated gate valves of cast iron with 5 cm<=an internal diameter<=40 cm	-	136	-	5 300
84818062	Other manually operated gate valves of cast iron	43 898	149 548	774 814	2 378 159
84818063	Other gate valves and butterfly valves of cast iron	212	220	13 036	15 690
84818065	Other hog nipple waterers of plastics	35	35	2 392	2 392
84818067	Other nipple joint valves	-	538	-	1 268
84818072	Other ball valves of plastics	393	9 905	4 916	55 706
84818073	Gate valves, manually operated, of iron or steel with 5 cm<=an internal diameter<=40 cm	18 573	71 844	150 501	939 029
84818077	Gate valves, manually operated, of iron or steel with an internal diameter < 5 cm	68	451	625	11 893
84818079	Other manifold valves of plastics	51	192	495	11 509
84818081	Pneumatically controlled valves of plastics with 1 cm<=internal diameter<=2,5 cm	-	3	-	900
84818082	Other pneumatically controlled valves of plastics	69	143	3 593	5 398
84818087	Fuel cut-off valves for vehicles of heading 8702, 8703/8704	-	3	-	203
84818088	Other fuel cut-off valves for vehicles of plastics	90	92	4 850	4 945
84818089	Other, manually operated, weighing ? 3 kg of steel/nickel	-	16	-	610
84818091	Water taps of copper or copper alloy, with an internal diameter<=2.5 cm	108	690	2 507	15 528
84818092	Fuel cut-off valves for vehicles of copper/alloy of heading 8702, 8703 or 8704	-	3	-	855
84818099	Other fuel cut-off valves for vehicles of copper/alloy	99 352	396 032	943 140	15 309 206
84819010	Housings for sluice or gate valves with inlet or outlet of 50 mm ?an internal diameter<=400 mm	10 944	31 754	210 892	653 597
84819021	Bodies, for water taps with internal diameter ? 25 mm	7 932	31 340	38 359	174 299
84819023	Other bodies for taps, cocks,valves,with internal diameter<=25 mm	2 100	10 897	39 409	113 380
84819029	Other parts for taps.cocks.valves,with internal diameter<=25 mm	180	180	2 921	2 921
84819039	Valve bodies or stems of inner tube/ tubeless tyre valves of other materials	19 845	47 595	347 088	821 190
84819049	Valve cores of inner tube or tubeless tyre valves of other materials	304	746	4 786	18 557
84819090	Other parts of housing for sluice or gate valves	57 903	168 070	824 613	2 000 917
84821000	Ball bearings	576 602	1 891 101	12 034 580	39 458 577
84822000	Tapered roller bearings, including cone and tapered roller assemblies	10 942	19 554	76 364	216 197

Tabel 3 : Ekspor Indonesia menurut Komoditi ( Kode HS 8 digit )

Maret 2021

Kode H S	Uraian golongan barang	Berat bersih (Kg)		Nilai F.O.B. ( U S \$ )	
		Bulan ini	Kumulatif	Bulan ini	Kumulatif
(1)	(2)	(3)	(4)	(5)	(6)
84823000	Spherical roller bearings	1 294	2 917	31 559	48 741
84824000	Needle roller bearings	13	2 994	1 034	69 150
84825000	Bearings; cylindrical roller bearings n.e.c. in heading no. 8482	25	374	1 041	44 911
84828000	Bearings; n.e.c. in heading no. 8482, including combined ball/roller	99 894	344 787	146 478	509 597
84829100	Parts of ball, needles and rollers	374 289	1 139 484	1 815 577	5 533 740
84829900	Bearings; parts, (other than balls, needles and rollers)	13 395	40 113	252 996	796 147
84831010	Transmission shafts and cranks for machinery of heading 84.29 or 84.30	16 984	36 319	102 603	199 067
84831024	Cam shafts and crank shafts for engines of vehicles of heading 8711	186 175	563 676	1 688 604	5 217 774
84831025	Other cam shafts and crank shafts for engines of vehicles of a cylinder capacity <= 2000 cc	165 039	469 172	1 224 599	3 507 755
84831026	Other cam shafts and crank shafts for engines of vehicles of 2000 cc < cylinder capacity <= 3000 cc	3 473	20 303	32 157	161 494
84831027	Other cam shafts and crank shafts for engines of vehicles of a cylinder capacity > 3000 cc	116 737	332 090	389 134	898 569
84831039	Cam shafts and crank shafts for marine propulsion engines of an output > 22.38 kW	3 327	11 082	27 309	92 150
84831090	Other cam shafts and crank shafts for engines of vehicles	123 279	456 525	1 170 318	4 967 306
84832090	Other bearing housings, incorporating ball/roller bearings	3 780	5 524	23 228	38 198
84833030	Bearing housings, not incorporating ball or roller bearings for engine and vehicles of chapter 87	18 191	48 806	420 969	989 888
84833090	Other bearing housings, not incorporating ball or roller bearings	21 515	75 745	551 085	1 849 678
84834020	Gears and gearing for marine vessels	3	3	141	141
84834030	Gears and gearing for machinery of heading 8429 or 8430	115 631	278 130	2 406 131	5 534 033
84834040	Gears and gearing for vehicles of chapter 87	39 923	104 971	398 907	1 121 838
84834090	Other gears and gearing, transmission elements presented separately including torque converters :	184 432	560 452	920 766	4 775 748
84835000	Flywheels and pulleys, including pulley blocks	526 035	1 445 836	1 318 064	3 151 594
84836000	Clutches and shaft couplings (including universal joints)	9 870	49 187	129 907	593 145
84839011	Toothed wheels, chain sprockets and other transmissions for tractors of subheading 870110 or 870191 to 870195	3 296	6 171	10 969	17 100
84839013	Toothed wheels, chain sprockets and other transmissions for other tractors of heading 8701	337	337	6 102	6 102
84839014	Toothed wheels, chain sprockets and other transmissions for goods of heading 8711	102 285	283 185	1 053 653	2 875 739
84839015	Toothed wheels, chain sprockets and other transmissions for other goods of chapter 87	91	91	3 271	3 271
84839019	Other parts of goods of transmission shafts (incl cam shaft and crank shafts) and cranks	17 389	48 304	123 217	345 799
84839091	Other toothed wheels, chain sprockets & other transmission for tractors of subheading 870110 or 870191 to 870195	3 526	9 724	37 020	96 486
84839095	Other toothed wheels, chain sprockets & other transmission for goods of chapter 87	18 976	54 711	215 515	609 610
84839099	Other toothed wheels, chain sprockets & other transmission elements presented separately	181 532	579 064	1 806 833	5 707 964
84841000	Gaskets and similar joints of metal sheeting combined with other material or of two or more layers of metal	66 608	181 726	1 685 482	4 408 622
84842000	Mechanical seals	151 641	414 722	2 726 485	7 262 108
84849000	Gasket sets or assortments of gaskets and similar joints; dissimilar in composition, put up in pouches, envelopes or similar packings	1 140	30 471	48 213	642 825
84862095	Automated machines for the placement or the removal of components or contact elements on semiconductor materials	-	7	-	532
84862099	Other laser cutters for cutting contacting tracks in semiconductor production by laser beam	30	171	83 861	167 860
84863030	Chemical vapour deposition apparatus; spinners; apparatus for physical deposition on flat panel display substrates	-	160	-	3
84864020	Die attach apparatus, tape automated, wire bonders and encapsulation equipment for the assembly of semiconductors	847	3 749	72 800	299 803

Tabel 3 : Ekspor Indonesia menurut Komoditi ( Kode HS 8 digit )

Maret 2021

Kode H S	Uraian golongan barang	Berat bersih (Kg)		Nilai F.O.B. ( U S \$ )	
		Bulan ini	Kumulatif	Bulan ini	Kumulatif
(1)	(2)	(3)	(4)	(5)	(6)
84864060	Electron beam microscopes for the handling and transport of semiconductor wafers or reticles	-	15	-	111
84864090	Apparatus oth opt. stereoscopic, photomicrographic,electronbeam microscopes, pattern generating for trans. smcondctor	5 977	5 977	2 167	2 167
84869014	Parts and accessories tool holders & self-opening dieheads for sawing monocrystal semiconductor bouls	2	17	46	1 035
84869015	Parts and accessories other than tool holders&self-openingdieheads machines for processing of semiconductor wafers	13	13	5 320	5 320
84869026	Parts and accessories tool holders & self-opening dieheads for dicing machine semiconductor wafers	15 635	15 635	229 096	229 096
84869032	Parts & accessories of tool holders & self-opening diehead apparatus for wet etching patterns on flat panel displays	5 131	5 131	9 000	9 000
84869042	Parts & acces. die attach apptus tape auto, wire bonders & encapsulation equipment for the assembly of semiconductors	-	40	-	936
84869049	Parts&access. apptus oth than opt. stereoscopic, photomicrographic,microscopes,pattern generating for trans. smcondctor	2 073	13 914	105 694	559 590
84871000	Ships or boats propellers & blades therefor not containingelect. connectors,insulators,coils, other elect. features	162	599	4 079	25 178
84879000	Propellers & blades not for ships or boats	21 281	69 320	162 155	563 998
85011021	Stepper motor DC of kind for AC,refrigerator,washing mach,electr. domestic appl.,storage water heater, output<=37,5 W	1 168	1 623	14 640	20 750
85011022	Stepper motor DC oth than for AC,refrigerator,washing mach,electr. domestic appl.,storage water heater, output <= 5 W	-	25	-	1 900
85011029	Stepper motor DC oth than for AC,refrigerator,washing mach,electr. dom. appl.,storage water heat, 5 W<output <=37,5 W	92 344	255 185	2 998 852	8 455 586
85011041	Spindle motor DC of kind for AC,refrigerator,washing mach,electr. domestic appl.,storage water heater, output<=37,5 W	105	412	2 687	8 769
85011049	Spindle motor DC oth than for AC,refrigerator,washing mach,electr. domestic appl.,storage water heater	1 040 718	2 668 616	15 883 901	41 971 866
85011059	Other stepper motor (AC/DC) other than for AC,refrigerator,washing mach,electr. domestic appl.,storage water heater	24	1 147	4 301	18 810
85011060	Other spindle motors (AC/DC), output <= 37,5 W	19 034	61 661	540 925	1 763 026
85011091	Other spindle motor (AC/DC) for AC,refrigerator,washing machine,electr. domestic appl.,storage water heater	-	76	-	2 234
85011099	Other spindle motor (AC/DC) not for refrigerator,washing machine,AC,electr. domestic appl.,storage water heater	3 743	39 036	96 196	997 171
85012019	Universal AC/DC motor oth than for AC,refrigerator,washing mach, electr. Dom. appl.,storage wtr heater an output<=1 KW	3	3	1 328	1 328
85012029	Universal AC/DC motor oth than for AC,refrigerator,washing mach, electr. Dom. appl.,storage wtr heater an output> 1 kW	117	185	22 809	25 631
85013130	Other motor DC for AC,refrigerator,washing machine,elect.domestic appl.,storage water heater an ouput < = 750 W	281	665	6 174	15 488
85013140	Other motor DC oth than for AC,refrigerator,washng machine,elect.domestic appl.,storage water heater an ouput< = 750 W	282 980	813 798	3 557 942	9 720 255
85013150	Generators of an ouput < = 750 W	25 145	25 290	21 019	22 052
85013222	Oth motor DC oth than for AC,refrigerator,washing machine,elect.dom. appl.,storage water heater 750< ouput<=37,5 kW	157	262	6 186	11 566
85013223	Generators DC, of 750 W <an ouput < = 37,5 kW	5	5	67	67
85013233	Generators DC, of 37,5 kW < an ouput < = 75 kW	632	921	13 717	24 055

Tabel 3 : Ekspor Indonesia menurut Komoditi ( Kode HS 8 digit )

Maret 2021

Kode H S	Uraian golongan barang	Berat bersih (Kg)		Nilai F.O.B. ( U S \$ )	
		Bulan ini	Kumulatif	Bulan ini	Kumulatif
(1)	(2)	(3)	(4)	(5)	(6)
85013300	Electric motors and generators; DC, of an output exceeding 75kW but not exceeding 375kW	-	912	-	1 815
85013400	Electric motors and generators; DC, of an output exceeding 375kW	32	132	2 440	7 503
85014011	Oth motor AC Single-phase for AC,refrigerator,washing mach,elect.domestic appl.,storage water heater an ouput < = 1 kW	-	37	-	365
85014019	Oth mtr AC single-phase oth than for AC,refrig,washing machelect.domestic appl.,storage water heater an ouput < = 1 kW	2 201	2 304	22 845	23 304
85014021	Oth motor AC Single-phase for AC,refrigerator,washing mach,elect.domestic appl.,storage water heater an ouput > 1 kW	94	265	1 500	3 994
85014029	Oth mtr AC single-phase oth than for AC,refrig,washing machelect.domestic appl.,storage water heater an ouput > 1 kW	-	25	-	557
85015111	Oth mtr AC multi-phase w/ output <=750W, used forrefrigerator, AC, wash mach, elect domestic app,water heater	338	4 669	6 489	34 636
85015119	Oth mtr AC multi-phase w/ output <=750W, used oth than forrefrigerator, AC, wash mach, elect domestic app,water heater	579	58 829	10 641	95 641
85015219	Oth mtr AC multi-phase w/ output <=1kW, used oth than forrefrigerator, AC, wash mach, elect domestic app,water heater	7	154	14	6 124
85015221	Oth mtr AC multi-phase w/ 1kW<output<=37,5kW, used forrefrigerator, AC, wash mach, elect domestic app,water heater	32	32	298	298
85015229	Oth mtr AC multi-phase w/ 1kW<output<=37,5kW, used oth thanfor refrigeratr,AC,wash mach,elect domestic app,water heater	5	658	43	11 022
85015239	Oth mtr AC multi-phase w/ 37,5kW<output<=75kW, used oth thnfor refrigeratr,AC,wash mach,elect domestic app,water heater	8	540	1 939	8 486
85015300	Electric motors; AC motors, multi-phase, of an output exceeding 75kW	34	34	446	446
85016110	Generator AC (altenators) of an ouput <= 12,5 kVA	-	8 533	-	56 869
85016120	Generator AC (altenators) of an ouput > 12,5 kVA	-	3 886	-	5 082
85016300	Generator AC (altenators) of 375 kVA < ouput <= 750 kVA	-	1 570	-	3 528
85021100	Generating sets (diesel or semi-diesel engines) of an output <=75 kVA	44 416	112 323	393 142	1 006 387
85021210	Generating sets (diesel or semi-diesel engines) of an 75 kVA < output <= 125 kVA	-	3 604	-	65 075
85021220	Generating sets (diesel or semi-diesel engines) of an 125 kVA < output <= 375 kVA	15 070	15 070	90 484	90 484
85021390	Generating sets (diesel or semi-diesel engines) of an 375 kVA < output <= 12.500 kVA	61 335	89 119	85 735	172 644
85022010	Generating sets (gasoline engines) of an output <= 75 kVA	-	52	-	896
85022030	Generating sets (gasoline engines) of an 100 kVA < output <= 10.000 kVA	195 025	200 825	45 470	167 512
85022049	Generating sets (gasoline engines) of an 10.000 kVA < output < 12.500 kVA	-	114 475	-	929 560
85023939	Other generating sets other-powered of 10.000 kVA < output< 12.500 kVA	180	4 380	18 831	65 798
85024000	Electric rotary converters	5	29	412	1 060
85030020	Part of generators/sets for electric motor and electric generating/sets of an output >= 12.500 kVA	280	363	523	8 674
85030090	Part of generators/sets for electric motor and electric generating/sets of an output < 12.500 kVA	153 255	559 595	3 044 623	10 000 039
85041000	Ballasts for discharge lamps or tubes	36	58	542	648
85042111	Auto transformers with a power handling capacity ? 1 kVA and of a high side voltage of 110 kV or more	13 817	47 052	172 877	603 688

Tabel 3 : Ekspor Indonesia menurut Komoditi ( Kode HS 8 digit )

Maret 2021

Kode H S	Uraian golongan barang	Berat bersih (Kg)		Nilai F.O.B. ( U S \$ )	
		Bulan ini	Kumulatif	Bulan ini	Kumulatif
(1)	(2)	(3)	(4)	(5)	(6)
85042119	Oth instrument transformers with a power handling 1 kVA < capacity<=10 kVA and voltage of ? 110 kV	10 067	11 062	9 279	24 667
85042193	Oth Instrument transformers with a power handling capacity > 10 kVA and 66 kV<=voltage < 110 kV	-	150	-	6 298
85042199	Oth Instrument transformers with a power handling capacity ? 650 kVA	20 412	50 539	100 829	308 949
85042219	Oth auto transformers with high side voltage ? 66 kV	-	62 848	-	164 477
85042292	Oth auto transformers with high side voltage ? 110 kV	20 926	72 097	541 840	1 759 442
85042299	Liquid dielect. transfmers,650kVA<power capacity<=10.000kVAunauto step-voltage regulators, voltage<66 kV	12 600	90 859	38 400	377 688
85042329	Liquid dielectric transformers, power capacity>30.000 kVA	529 622	771 694	3 568 404	5 472 143
85043111	Instrument potential transformers, power capacity<=1kVA,voltage >=110 kV	2 842	10 051	73 615	277 206
85043113	Instrument potential transformers, power capacity<=1kVA,1 kV>= voltage<66 kV	347	3 642	3 406	44 269
85043119	Instrument potential transformers, power capacity<=1kVA,voltage<1kVA	4 178	13 899	174 748	490 906
85043121	Instrument current transformer ring type,pwr capacity<=1kVA110 kV>= voltage< 220 kV	375	1 068	27 287	75 381
85043124	Instrument current transformers,power capacity<=1 kVA,1 kV>= voltage<66 kV	2 346	13 262	34 560	166 337
85043140	Intermediate frequency transformers, power capacity<=1 kVA	34 341	94 332	305 248	889 518
85043192	Others matching transformers, power capacity<=1 kVA	-	43	-	1 508
85043193	Step up/down transformers; slide regulators, power capacity <=1.000 kVA	827	2 093	12 521	32 017
85043199	Transformers other than used with toys,scale/similar modelsnot matching&step up/down transf; power capacity<=1.000 kVA	57 814	163 316	761 760	2 163 975
85043219	Instrument not matching transformers (potential&current),1.000 kVA<power capacity<=5.000 kVA	-	678	-	9 016
85043220	Transformers of a kind used with toys, scale models or siml recreational models, 1.000 kVA<pwr.cap<=5.000 kVA	3	5	15	32
85043259	Other matching transformers, 10kVA<power capacity<=16kVA	-	18	-	1 472
85043311	Matching transformers, 16kVA<power capacity<=500kVA,voltage>=66kV	5 670	5 670	31 550	31 550
85043319	Other matching transformers, 16kVA<power capacity<=500kVA,voltage>=66kV	2 600	5 720	25 000	47 200
85043399	Other matching transformers, 16kVA<power capacity<=500kVA,voltage<66kV	-	356	-	6 390
85043413	Other matching transformers, not explosion proof dry type,10.000 kVA<power capacity<=15.000 kVA, voltage>=66kV	3 850	11 650	22 349	64 749
85043424	Other matching transformers, not explosion proof dry type,power capacity>15.000 kVA, voltage>=66kV	52 292	117 275	683 953	1 564 474
85043429	Other matching transformers, not explosion proof dry type, power capacity>15.000 kVA, voltage<66kV	49 200	49 200	129 115	129 115
85044011	Uninterruptible power supplies (UPS), automatic data processing machines & units thereof, telecomm. apparatus	732	9 646	19 674	49 757
85044019	Uninterruptible power supplies (UPS), not automatic data processing machines & units thereof, telecomm. apparatus	47 108	143 318	1 647 179	5 493 510
85044020	Battery chargers having a rating exceeding 100 kVA	17 784	55 519	134 543	451 019
85044030	Other rectifiers	1 960	29 340	220 895	1 070 293
85044040	Inverters	41 228	117 958	1 576 485	5 025 666
85044090	Static converters other than UPS,battery chargers,invertersrectifiers	491 688	1 339 269	13 681 455	38 407 987
85045010	Inductors for power supplies for automatic data processingmachines & units thereof, & telecommunications apparatus	161 694	427 430	5 584 487	14 828 227
85045020	Chip type fixed inductors	2 193	4 525	959 611	2 008 821
85045093	Inductors power capacity <= 2.500 kVA	1 797	3 203	117 618	243 238
85045094	Inductors, 2.500 kVA> power capacity <=10.000 kVA	117	117	6 342	6 342
85045095	Inductors power capacity > 10.000 kVA	-	9 301	-	102 317



Tabel 3 : Ekspor Indonesia menurut Komoditi ( Kode HS 8 digit )

Maret 2021

Kode H S	Uraian golongan barang	Berat bersih (Kg)		Nilai F.O.B. ( U S \$ )	
		Bulan ini	Kumulatif	Bulan ini	Kumulatif
(1)	(2)	(3)	(4)	(5)	(6)
85049010	Parts of ballasts for discharge lamps or tubes	-	1 514	-	113 407
85049020	Printed circuit assemblies for UPS/power supplies inductors automatic data processing machines & telecomm. apparatus	37 100	65 179	1 091 154	1 952 658
85049031	Radiator panels; flat tube radiator for distribution and power transformers, power capacity <=10.000 kVA	15	15	50	50
85049039	Other radiator panels; flat tube radiator for distribution and power transformers, capacity <=10.000 kVA	2 883	6 770	412 761	928 395
85049041	Radiator panels; flat tube radiator for distribution and power transformers, power capacity >10.000 kVA	3 000	12 000	33 975	138 714
85049090	Parts of; other than ballast, UPS, inductors, and transformers	51 719	126 572	2 644 782	6 433 980
85051100	Permanent magnets and articles intended to become permanent magnets after magnetisation of metal	280 134	773 074	2 129 435	5 646 624
85051900	Permanent magnets and articles intended to become permanent magnets after magnetisation of not metal	16 507	19 822	107 250	136 458
85052000	Electro-magnetic couplings, clutches and brakes	253	468	40 730	43 499
85059000	Magnets; electro-magnets, holding devices and parts n.e.c. in heading no. 8505	68 610	211 584	700 230	2 209 730
85061010	Primary cells and primary batteries Manganese dioxide having an external volume <= 300 cm3	4 412 148	10 764 027	14 677 232	38 555 207
85061090	Primary cells and primary batteries Manganese dioxide having an external volume > 300 cm3	1 065	3 249	41 832	115 004
85063000	Primary cells and primary batteries Mercuric oxide	125	326	2 351	4 050
85064000	Primary cells and primary batteries Silver oxide	9 571	27 579	886 887	2 604 988
85065000	Primary cells and primary batteries Lithium	379 975	1 096 346	18 202 098	51 962 286
85066090	Primary cells and primary batteries Air-zinc having an external volume > 300 cm3	12 632	29 848	124 783	318 171
85068010	Other primary cells and primary batteries zinc-carbon, having an external volume <= 300 cm3	1 119 899	2 977 462	4 146 985	11 174 308
85068091	Other primary cells and primary batteries not zinc-carbon, having an external volume <= 300 cm3	44 064	121 779	271 403	774 296
85068099	Other primary cells and primary batteries not zinc-carbon, having an external volume > 300 cm3	44 971	118 681	5 661 732	15 034 277
85069000	Parts of primary cells and primary batteries.	121 987	305 397	1 513 294	3 896 261
85071010	Lead-acid accumulators, of a kind used for starting piston engines of a kind used for aircraft	108	108	30	30
85071092	Lead-acid accumulators, used starting piston engines for not aircraft, voltage 6V/12V, capacity <=200AH, height <=13cm	315	23 920	1 207	58 854
85071095	Lead-acid accumulators, used starting piston engines for not aircraft, voltage 6V/12V, capacity <=200AH, 13cm < height <=23cm	642 940	2 825 925	1 441 831	6 026 456
85071096	Lead-acid accumulators, used starting piston engines for not aircraft, voltage 6V/12V, capacity <=200AH, height >23cm	1 393 811	4 071 609	3 109 617	8 711 712
85071097	Lead-acid accumulators, used starting piston engines for not aircraft, voltage 6V/12V, capacity >200AH, height <=13cm	6 967	24 397	38 247	136 767
85071098	Lead-acid accumulators, used starting piston engines for not aircraft, voltage 6V/12V, capacity >200AH, 13cm > height <=23cm	570	2 923	1 494	8 743
85071099	Lead-acid accumulators, used starting piston engines for not aircraft, voltage 6V/12V, capacity >200AH, height >23cm	3 054 712	8 297 150	8 657 229	22 775 778
85072010	Other lead-acid accumulators, of a kind used for starting piston engines of a kind used for aircraft	-	4	-	100
85072094	Oth lead-acid accumulators, used starting piston engines for not aircraft, voltage 6V/12V, capacity <=200AH, height <=13cm	49 236	49 255	118 794	119 743
85072095	Oth lead-acid accumulators, used starting piston engines for not aircraft, voltage 6V/12V, capacity <=200AH, 13cm < height <=23cm	3 655	117 284	12 451	313 416
85072097	Oth lead-acid accumulators, used starting piston engines for not aircraft, voltage 6V/12V, capacity >200AH, height <13cm	-	1	-	89
85072099	Oth lead-acid accumulators, used starting piston engines for not aircraft, voltage 6V/12V, capacity >200AH, height >23cm	380	489	1 591	3 170
85073010	Nickel-cadmium accumulators of a kind used for aircraft	30	42	500	700
85073090	Nickel-cadmium accumulators of a kind used for not aircraft	109	124	689	1 049
85075090	Nickel-metal hydride accumulators of a kind used for not aircraft	6	26	536	1 132

Tabel 3 : Ekspor Indonesia menurut Komoditi ( Kode HS 8 digit )

Maret 2021

Kode H S	Uraian golongan barang	Berat bersih (Kg)		Nilai F.O.B. ( U S \$ )	
		Bulan ini	Kumulatif	Bulan ini	Kumulatif
(1)	(2)	(3)	(4)	(5)	(6)
85076010	Lithium-ion accumulators of a kind used for laptopsincluding notebooks and subnotebooks	1 373	3 731	322 793	902 520
85076090	Lithium-ion accumulators of a kind used not for aircraft,laptops including notebooks and subnotebooks	30 104	81 415	166 263	216 847
85078020	Accumulators oth than lead-acid,nickel-cadmium,nickel-iron,nickel-metal hydride,lithium-ion for laptops/notebooks	22 214	26 753	362 995	479 003
85078090	Accumulators other than nickel-cadmium/iron/metal hydride,lead-acid,lithium-ion not for aircraft & laptops/notebooks	586 793	1 746 481	3 613 416	10 337 846
85079011	Plates of lead-acid accumulators for not aircraft	-	386	-	3 343
85079019	Accumulator plates of nickel-cadmium/iron/metal hydride,lithium-ion,etc for not aircraft	-	28 328	-	102 723
85079092	Battery separators, ready for use, of materials other than poly(vinyl chloride)	649 979	1 785 150	2 210 773	6 252 380
85079099	Accumulator parts of nickel-cadmium/iron/metal hydride,lithium-ion,etc for not aircraft, unplates	29 553	98 627	79 694	359 682
85081100	Vacuum cleaner self-contained electric motor, power<=1.5KWand dust bag or receptacle capacity<=20L	344 919	665 687	1 904 643	3 686 651
85081910	Vacuum cleaner self-contained electric motor, power>1.5KW &dust bag/receptacle capacity>20L for domestic use	2	125	16	781
85081990	Vacuum cleaner self-contained electric motor, power>1.5KW &dust bag/receptacle capacity>20L for not domestic use	8	271	101	2 918
85086000	Vacuum cleaner with out self-contained electric motor	8 624	21 673	60 208	184 402
85087010	Parts of vacuum cleaner with self-contained electric motorfor domestic use	249 705	573 379	1 645 146	3 901 312
85087090	Parts of vacuum cleaner with out self-containedelectric motor for not domestic use	954	4 525	19 238	68 566
85094000	Food grinders and mixers;fruit/vegetable juice extractorswith self-contained electric motor	60 093	305 235	229 414	1 426 548
85098090	Elect.mech.domestic oth than vacuum cleaner,floor polisher,grinder,mixer,juice extractor,kitchen waste disposers	80 928	217 433	6 543 022	17 230 832
85099010	Parts of floor polishers with self-contained electric motor	3 613	5 501	45 562	66 248
85099090	Parts of vacuum cleaner,grinder,mixer,juice extractor,kitchen waste disposers	34 484	59 995	395 527	453 024
85101000	Shavers with self-contained electric motor.	227 270	562 151	9 020 029	21 032 643
85102000	Hair clippers with self-contained electric motor.	346 176	910 057	10 100 092	27 528 936
85109000	Parts of Shavers,hair clippers & hair-removing appliances,with self-contained electric motor.	103 112	292 053	2 407 097	5 699 422
85111020	Sparking plugs of a kind suitable for motor vehicle engines	13 748	38 341	285 808	925 404
85111090	Sparking plugs of a kind suitable for not motor vehicle andaircraft engines	70 177	220 712	1 313 594	3 956 434
85112010	Ignition magnetos, magneto-dynamos, magnetic flywheels ofa kind suitable for aircraft engines	492	532	6 287	6 739
85112021	Ignition magnetos, magneto-dynamos, magnetic flywheels ofa kind suitable for motor vehicle engines unassembled	349	16 102	2 821	202 344
85112029	Ignition magnetos, magneto-dynamos, magnetic flywheels ofa kind suitable for motor vehicle engines assembled	28 549	68 302	364 767	860 665
85112099	Ignition magnetos, magneto-dynamos, magnetic flywheels ofsuitable for not motor vehicle&aircraft engines assembled	2	2	347	347
85113041	Distributors, ignition coils of a kind suitablefor motor vehicle engines unassembled	360	1 472	13 393	65 389
85113049	Distributors, ignition coils of a kind suitablefor motor vehicle engines assembled	6 550	16 675	194 003	499 218
85113091	Distributors, ignition coils of a kind suitable for notmotor vehicle and aircraft engines unassembled	1	38	18	1 515
85113099	Distributors, ignition coils of a kind suitable for notmotor vehicle and aircraft engines assembled	3 459	9 275	58 254	165 146
85114010	Starter motors and dual purpose starter-generators ofa kind suitable for aircraft engines	-	150	-	1 200
85114021	Unassembled starter motors for engines of bus, go-kart, ATV, ambulance, sedan, motor-homes, van, dumper, truck, lorrie, &similar	102	132	145	375

Tabel 3 : Ekspor Indonesia menurut Komoditi ( Kode HS 8 digit )

Maret 2021

Kode H S	Uraian golongan barang	Berat bersih (Kg)		Nilai F.O.B. ( U S \$ )	
		Bulan ini	Kumulatif	Bulan ini	Kumulatif
(1)	(2)	(3)	(4)	(5)	(6)
85114029	Unassembled starter motors for other than bus, go-kart, ATV, ambulance, sedan, motor-homes, van, dumper, truck, lorry, &similar	3 065	10 549	54 011	191 130
85114032	Assembled starters motor for engine ofvehicles of car transport person/goods	59 658	161 797	816 566	2 344 907
85114033	Assembled starters motor for engine ofvehicles of special cars	1 195	1 195	19 168	19 168
85114099	Other starter motor assembled	18 052	46 225	244 968	602 076
85115010	Other generator of a kind used foraircraft engines unassembled	60	60	100	100
85115021	Other generators unassembled for vehicleengine of car, transport & special car	-	8	-	164
85115029	Other unassembled alternators	223	5 731	203	10 131
85115032	Assembled alternators for engine vehicletransportation for person/goods	39 188	176 662	425 841	1 785 551
85115091	Other generators for engine vehicle oftransportat'n person/goods, spec. prpose	631	1 244	7 810	15 391
85115099	Other generators	12 268	41 210	126 816	391 925
85118020	Other equipment of electrical ignitiona kind used for motor vehicle engine	602	1 786	24 477	65 027
85118090	Other equipment of electrical ignition	6 713	14 736	181 840	386 772
85119010	Parts of goods of elect ignition for useaircraft engines	-	4	-	400
85119020	Parts of goods of elect ignition for usevehicle engine	176 410	579 421	1 384 110	4 568 442
85119090	Parts of goods of elect ignition for usenot for aircraft or vehicle engine	48 770	131 811	526 318	1 626 203
85122020	Unassembled lighting/visual signalingequipment	37 479	123 204	513 452	1 601 609
85122091	Other lighting/visual signalling equip.for motorcycles	73 767	273 126	1 941 875	7 674 284
85122099	Other lighting/visual signalling equip.	75 964	188 133	1 427 584	3 805 892
85123010	Horns and serenes, assembled	242 789	652 450	2 839 372	7 619 518
85123020	Unassembled sound signalling equipment	3	6 193	384	81 187
85123091	Other sound signal equip.obstacle detectdevice for vehicles	1 653	4 728	158 992	478 357
85123099	Other sound signalling equipment	13 822	47 043	516 046	1 622 324
85124000	Windscreen wiper, defroster & demisters	120 024	355 770	1 467 543	4 408 243
85129010	Parts of goods of lighting or vis. light	11 411	18 268	47 664	80 790
85129020	Parts of goods of lighting, sound signalor windscreen wipers, defroster&demisters	798 930	2 164 250	10 418 873	27 125 877
85131090	Other portable electirc lamps	17 758	98 766	268 858	1 311 465
85139090	Oth part of portable elect lamp designed	5 063	11 913	13 423	52 210
85141000	Resistance heated furnaces and ovens	653	4 640	6 817	26 649
85142020	Electric furnaces or ovens for the mncrof printed circuit board/assembles	-	2	-	30
85142090	Oth furnaces/oven function by inductionor dielectric loss	11 060	11 771	104 348	113 219
85143090	Other furnaces and ovens	29	5 030	1 877	151 027
85149090	Other industrial/lab.elec. furnaces andovens incl.by induction or dielect.loss	-	127	-	5 755
85151100	Soldering irons and guns	73	171	1 926	2 698
85151910	Mach and app for soldering component onPCB/printed wiring boards	-	1	-	118
85151990	Other brazing/soldering machines andapparatus	0	182	85	459
85152100	Mach and app for resistance welding ofmetal, fully or partly automatic	-	3 312	-	34 804
85152900	Mach and app for resistance welding ofmetal, non-automatic	145	3 681	71 790	104 415
85153100	Mach and app for arc welding of metal,fully or partly automatic	-	232	-	17 964
85153910	AC arc welders, transformer type,non- automatic	200	4 280	3 401	99 301
85153990	Oth machine and apparatus for arcwelding of metals, not automatic	7 654	9 614	24 759	53 436
85158090	Oth electric mach & app for hot spraying of metals/sintered metal carbides	24	715	38	170 569
85159010	Parts of AC arc welder, transformer type	235	1 317	15 472	55 342
85159020	Part of mach&app for soldering componenton PCB/printed wiring boards	8	985	2 576	30 967
85159090	Oth electric machines & apparatus	12 677	24 855	31 806	776 068
85161011	Water dispenser fitted only with water heater, for domestic use	3 287	8 344	7 113	26 622

Tabel 3 : Ekspor Indonesia menurut Komoditi ( Kode HS 8 digit )

Maret 2021

Kode H S	Uraian golongan barang	Berat bersih (Kg)		Nilai F.O.B. ( U S \$ )	
		Bulan ini	Kumulatif	Bulan ini	Kumulatif
(1)	(2)	(3)	(4)	(5)	(6)
85161019	Water dispenser fitted only with water heater, oth than for domestic use	3 921	12 268	87 338	251 382
85161030	Electric immersion water heaters	1 524	3 698	23 196	49 227
85162900	Heating apparatus; electric soil heating apparatus and space heating apparatus (excluding storage heating radiators)	324	1 417	4 938	17 354
85163100	Hair dryers	181	246	2 901	3 302
85163200	Hair-dressing apparatus; electro-thermic, other than hair dryers	70	102	1 669	1 947
85164010	Elect. smoothing irons of kind designed to use steam from the indust boilers	45	91	428	704
85164090	Other electric smoothing irons	810 766	2 050 168	9 964 265	25 717 472
85165000	Microwave ovens	1 144	4 963	8 091	36 281
85166010	Rice cooker	60 326	149 391	271 015	680 679
85166090	Other ovens;cookers, cooking plates, boiling rings,	305 427	842 353	1 799 979	5 240 997
85167100	Coffee or tea makers	1 139 225	3 374 856	14 168 960	42 215 181
85167200	Toasters	16	117	39	732
85167910	Kettles , electro-thermic appliances	79	490	57	2 937
85167990	Other electro-thermic appliances	28 502	69 451	757 816	1 801 200
85168030	Electric heating resistors for domestic appliances	-	315	-	910
85168090	Other electric heating resistors	1 396	4 868	34 622	145 490
85169029	Sealed hotplates for other than domestic appliances	-	926	-	32 424
85169030	Part of goods of electric instantaneous or storage water heaters	-	1	-	1
85169090	Other part of goods of electric instantaneous	76 171	207 620	1 605 286	4 618 087
85171100	Line telephone sets with cordless handsets	112 222	533 145	2 643 238	12 511 695
85171200	Telephones for cellular networks or for other wireless	61 287	190 819	16 843 170	44 843 671
85171800	Telephone sets n.e.c. in item no. 8517.1	9 820	19 101	865 016	1 619 009
85176100	Base stations, apparatus for communication in a wired or	12	8 684	9 995	99 710
85176210	Radio transmitters and radio receivers of a kind used for	617	1 000	247 605	304 797
85176221	Control and adaptor units, including gateways and routers	305 076	765 286	28 883 355	72 692 282
85176229	Other units of automatic data processing machines other	24 436	37 669	2 070 229	5 649 360
85176230	Aparatus pemindah saluran teleponi atau telegrafi	26	26	2 270	2 270
85176241	Modems including cable modems and modem cards	284 226	821 664	24 816 227	72 460 655
85176242	Concentrators or multiplexers apparatus for carrier-current	-	380	-	70 104
85176249	Other apparatus for carrier-current line systems or	9 694	97 147	1 696 574	4 865 704
85176251	Wireless LANs	4 039	17 054	154 688	592 782
85176252	Transmission and reception apparatus of a kind used for	1	1	5	5
85176253	Other transmission apparatus for radio-telephony or	27	52	5 283	16 462
85176259	Other transmission apparatus incorporating reception	20 216	32 902	2 507 398	4 965 146
85176261	Other transmission apparatus for radio-telephony or	31	507	12 767	16 032
85176269	Other transmission apparatus for other than radio-telephony	435	1 091	62 089	132 996
85176291	Portable receivers for calling, alerting or paging	196	9 998	11 000	561 161
85176292	Portable receivers for calling, including pagers	31	111	14 395	49 280
85176299	Other portable receivers for calling, alerting or paging	218 590	527 244	29 350 004	67 782 988
85176900	Communication apparatus excl telp sets/base stations; machines for transmission/reception of voice, images/oth data incl wired/wireless networks, n.e.c. in item no. 8517.6	215 188	631 752	9 198 749	26 649 067
85177010	Part of control and adaptor units including gateways,	40 622	45 460	3 862 257	4 641 959
85177021	Part of transmission aparatus, portable receivers for	2 119	12 476	241 978	1 628 671
85177029	Oth part of transmission aparatus, portable receivers for	4 311	68 023	352 816	853 464
85177031	Part of other printed circuit boards, assembled	187	1 953	72 194	687 602
85177032	Part of other printed circuit boards, assembled	26	26	4 197	4 197
85177039	Part of other printed circuit boards, assembled	1 755	3 012	707 068	1 464 651
85177040	Part of Aerials or antennae of a kind used with apparatus	28	544	24 288	118 490
85177092	Part of other apparatus for transmission/reception of voice	-	103	-	2 595
85177099	Other part of other apparatus for transmission/reception of	8 975	26 593	1 600 075	4 183 046
85181011	Microphones frequency range of 300 Hz-3,400 Hz,diameter	2	2	14	14
85181019	Other microphones, whether or not with their stands	1 686	4 953	44 322	128 825
85181090	other microphones and stands therefor	60	441	8 011	39 043
85182110	Box speaker type, single loudspeakers, mounted in	234 017	804 368	1 802 584	6 495 638
85182190	Other single loudspeakers, mounted in their enclosures	94 619	384 700	601 535	2 423 397
85182210	Box speaker type, multiple loudspeakers, mounted in	549 859	1 640 045	4 897 268	14 339 913

Tabel 3 : Ekspor Indonesia menurut Komoditi ( Kode HS 8 digit )

Maret 2021

Kode H S	Uraian golongan barang	Berat bersih (Kg)		Nilai F.O.B. ( U S \$ )	
		Bulan ini	Kumulatif	Bulan ini	Kumulatif
(1)	(2)	(3)	(4)	(5)	(6)
85182290	Other multiple loudspeakers, mounted in the same enclosure	11 343	21 130	134 123	239 531
85182920	Loudspeakers, without enclosure, frequency range of	11 120	46 490	148 241	602 924
85182990	Loudspeakers, whether or not mounted in their	928 429	2 612 793	5 271 581	14 645 944
85183010	Headphone	425	761	16 819	26 055
85183020	Earphone	4 114	13 079	175 593	548 712
85183040	Line telephone handsets	16	58	395	2 807
85183051	Other combined microphone/speaker sets :	906	906	34 543	34 543
85183059	Other combined microphone/speaker sets	1	11	18	230
85183090	Other headphones & earphones, combine or not w/ microphone	40 378	113 487	1 723 918	5 084 194
85184020	Audio-frequency electric amplifiers used as repeaters	492	4 418	30 442	272 109
85184040	Audio-frequency electric amplifiers,other in line telephone	-	30	-	369
85184090	Other audio-frequency electric amplifiers used as repeater	296 916	771 606	2 356 486	5 960 151
85185010	Electric sound amplifier sets	26 121	63 194	394 807	1 036 898
85185020	Other electric sound amplifier sets with loudspeakers,	-	1	-	200
85185090	Other electric sound amplifier sets with other power rating	25 933	106 281	1 998 721	6 293 311
85189020	Part of goods of subheading 8518.40.40	171	658	80 432	424 684
85189030	Part of goods of subheading 8518.21 or 8518.22	3 615	11 792	65 185	255 116
85189040	Part of goods of subheading 8518.29.90	1	1	1	1
85189090	Part of goods of other subheading 8518	57 111	174 214	1 738 066	5 534 922
85192010	Coins, tokens or disc operated record players	5	24	13	400
85192090	Other apparatus operated by coins, banknotes, bank cards,	2	33	944	1 680
85193000	Turntables (record-decks)	0	0	7	7
85198120	Cassette recorders, with built-in amplifiers & built-in	2	121	8	948
85198130	Compact disc players	118	3 980	2 276	33 743
85198149	Other transcribing machine	224	776	16 939	70 575
85198199	Other apparatus using magnetic, optical or semiconductor for other than cinematography or broadcasting	2	2	21	21
85198912	Other cinematographic sound reproducers for film of a width of > 16 mm	-	5	-	477
85198990	Other app using magnetic, optical or semiconductor media for other than cinematography or broadcasting	8	56	1 564	11 660
85211090	Magnetic tape-type video recording or reproducing apparatusfor other than cinematography or television broadcasting	18	49	1 430	2 725
85219011	Laser disc players of a kind used in cinematography or television broadcasting	-	1	-	21
85219019	Laser disc players of other than cinematography or television broadcasting	49 743	107 376	1 484 286	3 374 960
85219099	Video recording / reproduce app oth than magnetic tape-typefor other than cinematography or television broadcasting	3	3 810	129	42 360
85221000	Pick-up cartridges	19 618	61 311	898 112	2 758 542
85229030	PCB assemblies for cinematographic soundrecorders or reproducers	9 290	14 560	132 605	170 032
85229040	Audio/video tapedecks and compact discmechanisms	10 386	35 042	1 576 737	4 973 854
85229050	Audio/video reproduction heads, magnetic type; magnetic erasing heads and rods	528	630	35 813	42 691
85229091	Oth parts&accessories of cinematographic sound recorders/reproducers	60 100	155 896	14 788 267	38 654 357
85229093	Oth parts&accessories for sound/audiorecording/reproducing (magnetic/optical)	104	111	2 946	3 291
85229099	Oth parts&accessories for other soundor audio recording/reproducing	7 375	18 330	206 435	690 327
85232110	Magnetic media card,incorporating amagnetic stripe; unrecorded	57	193	1 957	9 122
85232190	Magnetic media card,incorporating amagnetic stripe; recorded	232	362	6 794	13 903
85232911	Magnetic computer tapes,width <= 4mm;unrecorded	9	9	185	185
85232919	Other magnetic tapes,width <= 4mm;unrecorded	9 407	19 745	86 604	219 512
85232929	Magnetic tapes (oth than video tapes)width <= 4mm; recorded	7	64	712	4 282
85232939	Other magnetic tapes,4mm<width<=6,5mm;unrecorded	1	4	5	56
85232943	Oth magnetic video tapes, 4mm<width<=6,5mm;recorded	4	9	221	290
85232961	Magnetic tapes width >6,5mm;recordedfor storage media	-	7	-	1 203

Tabel 3 : Ekspor Indonesia menurut Komoditi ( Kode HS 8 digit )

Maret 2021

Kode H S	Uraian golongan barang	Berat bersih (Kg)		Nilai F.O.B. ( U S \$ )	
		Bulan ini	Kumulatif	Bulan ini	Kumulatif
(1)	(2)	(3)	(4)	(5)	(6)
85232969	Oth magnetic tapes, width > 6,5mm;recorded, for other purposes	1	1	43	43
85232971	Computer hard disc and diskette;unrecorded	130	663	9 182	16 644
85232979	Other magnetic discs; unrecorded	3	8	14	44
85232981	Magnetic disc for reproducing phenomnanot sound/image for computer;recorded	123	2 398	71	10 245
85232983	Oth magnetic disc reproducing represent.by means of an auto. data process. mach	1	1	5	5
85232991	Magnetic media oth than disc forcomputer use;unrecorded	320	320	4 217	4 217
85232992	Magnetic media oth than disc foroth than computer use;unrecorded	1	2	5	23
85232995	Oth magnetic media reprod. sound/imageproprietary format storag media;not disc	1	1	35	35
85232999	Other magnetic media (not disc)	0	27	2	182
85234110	Optical media, unrecorded, forcomputer use	50	67	1 104	1 422
85234190	Optical media, unrecorded, forother use	152	348	7 959	14 012
85234911	Disc for laser reading systems forreproducing phenomena not sound/image	16	18	510	570
85234912	Educational, technical, scientific,historical/cultural disc;sound only	-	3	-	220 749
85234913	Other kind of disc; sound only	-	8	-	278
85234914	Disc for laser reading system for repro.represent. of instruct,data,sound,etc	72	177	3 726	7 764
85234919	Cinematographic film oth than newsreel,travelogues,and oth doc. films;optical	133	143	3 568	3 895
85234992	Oth disc for laser reading systems forreproducing sound only	-	1	-	1
85234993	Oth disc for laser reading systems forreproducing others	0	1	2	18
85234999	Oth disc for laser reading systems	83	274	3 878	751 965
85235111	Solid-state non-volatile storage devicessuitable for computer use;unrecorded	13	127	8 845	77 167
85235119	Solid-state non-volatile storage devicesfor other use;unrecorded	14	1 448	18 643	54 662
85235121	Solid-state non-volatile storage devicessuitable for computer use;recorded	5	14	826	4 922
85235129	Solid-state non-volatile storage devicesfor other use;recorded	3	5	29	92
85235199	Semi conductors of a kind suitable for other purpose	14	87	106	2 496
85235200	Smart cards	15 124	36 215	466 470	1 527 024
85235910	Proximity cards and tags;semiconductor	1 875	6 066	3 639	22 060
85235929	Oth semiconductor media,unrecorded,for other use	-	151	-	53 443
85235990	Other semiconductor media	851	853	519	537
85238040	Gramophone records;storage device	3	4	78	121
85238051	Oth solid-state non-volatil storage dev.;unrecorded,for computer use	-	5	-	918
85238059	Oth solid-state non-volatil storage dev.;unrecorded,for other use	-	6	-	283
85238091	Oth solid-state non-volatil storage dev.;recorded,reprod. not sound/image	-	152	-	206
85238092	Oth solid-state non-volatil storage dev.;recorded,reproducing others	2	2	21	21
85238099	Other solid-state non-volatilestorage device	185	471	41 045	106 139
85255000	Transmission apparatus	99	248	564	10 395
85256000	Transmission apparatus incorporatingreception apparatus	153	353	41 231	105 088
85258010	Web cameras	5 789	8 278	1 287 503	1 648 440
85258031	Video camera recorders,used inbroadcasting	1 567	4 548	199 972	994 447
85258039	Video camera recorders,used inother purposes	8 445	18 514	407 577	886 455
85258040	Television cameras	251	427	97 591	105 069
85258051	Digital single lens reflex (DSLR)	34	653	5 117	14 853
85258059	Digital camera other than DSLR	43 710	103 995	10 250 393	25 697 171
85261010	Radar app.,ground based,use in civilaircraft,used solely on sea-going vessel	53	575	901	9 938
85261090	Other radar apparatus	441	656	328 873	339 479

Tabel 3 : Ekspor Indonesia menurut Komoditi ( Kode HS 8 digit )

Maret 2021

Kode H S	Uraian golongan barang	Berat bersih (Kg)		Nilai F.O.B. ( U S \$ )	
		Bulan ini	Kumulatif	Bulan ini	Kumulatif
(1)	(2)	(3)	(4)	(5)	(6)
85269110	Radio navigational aid app.,use in civilaircraft,used solely on sea-going vessel	75	124	2 318	2 718
85269190	Other radio navigational aid apparatus	77 405	188 696	6 711 912	16 062 123
85269200	Radio remote control apparatus	126	16 288	28 329	376 259
85271200	Pocket-size radio cassette-players	63 764	81 446	1 181 002	1 842 534
85271310	Apparatus radio-broadcasting combined with sound recording/reproducing, portable	28 698	42 735	414 481	627 488
85271390	Apparatus radio-broadcasting combined with sound recording/reproducing, not portable	-	121	-	950
85271920	Apparatus radio-broadcasting combined without sound recording/reproducing, portable	40 850	122 189	798 509	2 092 422
85271990	Apparatus radio-broadcasting combined without sound recording/reproducing, not portable	112	352	2 601	6 556
85272100	Radio-broadcast receiver,use ext sourcepower combined with sound record app	83 799	352 952	3 673 679	14 830 377
85272900	Radio-broadcast receiver,use ext sourcepower not combined with sound record app	42 150	118 897	2 009 740	5 674 976
85279110	Oth radio-broadcast receiver,ext sourcepower combined w/ sound record;portable	-	1	-	142
85279190	Oth radio-broadcast receiver,ext sourcepower comb. w/ sound record;not portable	9 365	13 974	58 930	86 662
85279290	Oth radio-broadcast receiv not capable,w/o ext sourcepower,not combined sound record,comb. a clock,oth mains operated	10	10	125	125
85279990	Oth radio-broadcast receiv not capable,w/o ext sourcepower,uncombined with sound record&clock,not mains operated	23	37	5 173	5 848
85284200	Cathode-ray tube monitors,capable of directly connencting&dessign. use automatic data processing machine of head 84.71	-	41	-	2 007
85284910	Color cathode-ray tube monitors,capable of directlyuse automatic data processing machine of head 84.71	55	3 531	1 966	18 317
85284920	Monochrome cathode-ray tube monitors,capable of directlyuse automatic data processing machine of head 84.71	4	35	260	3 237
85285200	Monitors; other than cathode-ray tube; capable of directly connecting to and designed for use with an automatic data processing machine of heading 84.71	116 534	482 896	3 748 850	14 570 994
85285910	Oth color monitors,capable of directly connencting&designeduse automatic data processing machine of head 84.71	100 849	270 152	4 450 998	14 235 930
85285920	Oth monochrome monitors,capable of directly connec.&desig,use automatic data processing machine of head 84.71	48	191	2 029	13 840
85286200	Projector,capable of directly connencting&designeduse automatic data processing machine of head 84.71	131	136	12 485	12 530
85286910	Other projector,having the capability of projecting onto a screen diagonally measuring 300 inches or more	200	2 072	61 800	173 040
85286990	Other projector,having the capability of projecting onto a screen diagonally measuring less 300 inches	23	454	889	9 254
85287111	Reception aprpratus for television,set top box which have a communication function,mains operated	189 580	422 116	8 675 977	20 269 802
85287119	Reception aprpratus for television,set top box which have a communication function,not mains operated	14 616	24 374	1 787 644	2 975 883
85287191	Reception aprpratus for television,oth set top box which have a communication function,mains operated	39 057	42 603	863 865	1 037 889
85287199	Reception aprpratus for television,oth set top box which have a communication function,not mains operated	8	40	243	673
85287210	Oth reception for TV,colour, battery operated	-	15	-	110
85287292	LCD,LED and other flat panel display type	3 481 438	11 431 110	96 393 403	288 965 221
85287299	Oth reception for TV,colour, not battery operated	1 059	1 767	50 968	328 947

Tabel 3 : Ekspor Indonesia menurut Komoditi ( Kode HS 8 digit )

Maret 2021

Kode H S	Uraian golongan barang	Berat bersih (Kg)		Nilai F.O.B. ( U S \$ )	
		Bulan ini	Kumulatif	Bulan ini	Kumulatif
(1)	(2)	(3)	(4)	(5)	(6)
85287300	Reception apparatus for tv, wth or not incorporating radio-broadcast receivers/sound/video recording/reproducing apparatus; incorporating a monochrome video display	529	21 408	19 863	59 900
85291021	Parabolic aerial reflector dishes for TV reception	195	1 108	8 787	10 175
85291029	Oth parabolic aerial reflector dish for TV reception	1 608	4 252	6 065	3 262 674
85291030	Telescopic, rabbit & dipole antennae for TV,or radio receivers	3 928	8 880	122 500	269 161
85291092	Oth aerials&aerial reflectors,used with transmission app. for radio-broadcast/TV	36 903	109 365	286 488	905 959
85291099	Oth aerials&aerials reflector,used with transmission app. for oth purposes	2 306	9 713	50 728	213 077
85299020	Part of decoder for use with transmission apparatus	34	226	906	2 530
85299040	Part of digital cameras/video camera recorders for use with transmission apparatus	2 346	4 453	543 590	943 108
85299051	Oth printed circuit board; assembled,for transmission apparatus	-	85	-	24 958
85299052	Oth printed circuit board; assembled,for radio-broadcast receiver	15 683	53 353	407 363	1 248 880
85299053	Oth printed circuit board; assembled,for flat panel display monitor/projector	69 773	243 928	1 196 663	5 361 533
85299054	Oth printed circuit board; assembled,for TV receivers	11 834	17 922	169 578	317 857
85299055	Oth printed circuit board; assembled,for other monitor/projector	186	1 276	2 826	20 897
85299059	Oth printed circuit board; assembled,for other monitor and projectors	2 914	7 004	1 855 608	4 344 479
85299091	Oth printed circuit board;not assembled,for television receivers	130 549	353 535	2 585 818	8 108 075
85299094	Oth printed circuit board;not assembled,for flat panel display	910 107	1 865 821	16 135 299	34 439 544
85299099	Oth printed circuit board;not assembled,for othermonitor and projectors	341 803	721 885	1 399 627	3 453 832
85309000	Part of equipment railways,tramways,road,waterway,parking facilities,etc	2	4	15	799
85311010	Burglar alarms	17 798	59 562	1 600 354	5 364 181
85311020	Fire alarms	17	18	23	143
85311030	Smoke alarms;portable personal alarm(shrill alarm)	18	34	5 219	7 968
85311090	Other alarms and similar apparatus	24 130	73 486	765 939	2 328 188
85312000	Indicator panel incorporating LCD/LED	987 929	2 250 507	23 692 348	52 891 148
85318010	Electronic bells and other sound signalling apparatus	4 244	11 916	169 149	465 889
85318029	Flat panel displays other than vacuum fluourescent	71	362	2 758	15 273
85318090	Other electric sound/visual signalling apparatus	60 584	160 750	1 253 284	3 285 356
85319010	Parts including printed circuit assemblies,of panel indic.,electric sound/visual signalling app,flat panel display	1	4	87	144
85319090	Part of other electric sound or visual signalling apparatus	11 126	32 252	179 075	664 662
85321000	Fixed capacitor desgned for use in 50/60Hz circuit, and having reactive power handling capacity >=0.5 kVar	19	26	1 410	1 420
85322100	Tantalum	17 927	48 771	15 046 670	40 233 924
85322200	Aluminium electrolytic	915 781	2 408 938	20 280 846	53 880 107
85322300	Ceramic dielectric,single layer	89 855	247 557	1 776 625	4 532 805
85322400	Ceramic dielectric,multi layer	360	2 382	21 026	158 560
85322500	Dielectric of paper or plastic	4 048	14 085	256 777	803 111
85322900	Electrical capacitors; fixed, n.e.c. in heading no. 8532	84 879	248 604	15 967 273	45 094 057
85323000	Variable/adjustable (pre-set) capacitors	1 148	4 425	14 085	55 373
85329000	Parts of fixed electrical capasitor	0	28	1	4 821
85331010	Fixed carbon resistors, composition/film type; surface mounted	32 288	69 539	4 055	43 286
85331090	Fixed carbon resistors, composition/film type; not surface mounted	1 374	2 424	140 607	161 577
85332100	Electrical resistors; fixed, for a power handling capacity not exceeding 20W (including rheostats and potentiometers but excluding heating resistors and carbon resistors)	186 700	659 771	9 669 100	28 139 008
85332900	Electrical resistors; fixed, for a power handling capacity exceeding 20W (including rheostats and potentiometers but excluding heating resistors and carbon resistors)	35 925	106 823	917 833	2 778 493



Tabel 3 : Ekspor Indonesia menurut Komoditi ( Kode HS 8 digit )

Maret 2021

Kode H S	Uraian golongan barang	Berat bersih (Kg)		Nilai F.O.B. ( U S \$ )	
		Bulan ini	Kumulatif	Bulan ini	Kumulatif
(1)	(2)	(3)	(4)	(5)	(6)
85333100	Wirewound variable resistors, rheostats & potentiometers for a power handling capacity <= 20W	1	4	337	853
85333900	Wirewound variable resistors, rheostats & potentiometers for a power handling capacity > 20W	-	5	-	156
85334000	Electrical resistors; variable, including rheostats and potentiometers (excluding heating)	74 090	222 993	1 807 575	5 000 803
85339000	Parts of fixed resistors	336	2 578	150 287	406 032
85340010	Printed circuits, single-sided	128 743	434 774	1 325 265	4 530 655
85340020	Printed circuits, double-sided	2	39	20 954	27 850
85340030	Printed circuits, multi-layer	394	3 587	72 929	338 055
85340090	Other printed circuits	5 600	19 788	1 078 161	3 627 174
85351000	Fuses, for a voltage > 1000V	229	320	4 041	14 131
85352120	Automatic circuit breakers for a voltage < 72,5 kV; earth leakage circuit breaker	-	96	-	4 906
85352190	Automatic circuit breakers for a voltage < 72,5 kV; other circuit breaker	978	1 649	10 602	58 349
85352990	Automatic circuit breakers for a voltage >= 72,5 kV other circuit breaker	-	2	-	11
85353019	Disconnecter having a voltage >= 36 kV	11	1 821	1 820	73 538
85353090	Isolating switch & make-and-break switches for a voltage of < 66 kV	800	135 504	17 074	1 551 351
85354000	Lightning arresters, voltage limiters and surge suppressors	1 114	3 616	182 259	462 636
85359010	Bushing and tap changer assemblies for electricity distribution/power transformers	1 484	2 827	38 493	85 112
85359020	Change-over switches of a kind used for starting electric motors	631	631	4 788	4 788
85359090	Oth bushing, tap changer assembly and switches starting for electricity	26 647	65 574	116 771	389 956
85361012	Thermal fuses glass type: other, for a current of < 16 A	649	1 761	21 170	63 713
85361013	Thermal fuses glass type: fuse blocks, of a kind used for motor vehicles	2 483	11 197	52 878	149 335
85361019	Oth thermal fuses glass type	30 752	56 807	59 440	255 489
85361091	Oth thermal fuses, suitable for use in electric fans	-	0	-	0
85361092	Oth thermal fuses, other, for a current of < 16 A	7	7	240	240
85361093	Oth thermal fuses, fuse blocks, of a kind used for motor vehicles	487	936	14 364	27 835
85361099	Other fuses n.e.c. in heading 85.36	771	1 609	16 161	28 445
85362011	Automatic circuit breakers; moulded case, for a current, of less than 16 A	129	255	411	3 682
85362012	Automatic circuit breakers; moulded case, for a current, >= 16A but <= 32A	102	179	264	1 324
85362013	Automatic circuit breakers; moulded case, for a current, > 32A but <= 1000A	3 655	7 851	33 617	150 591
85362019	Automatic circuit breakers; moulded case, for a current, > 1000A	21 092	53 657	1 107 935	2 885 410
85362020	Automatic circuit breakers, kind incorporated into electrothermic domestic appliances of heading 85.16	25	25	656	656
85362099	Automatic circuit breakers, kind incorporated into electrothermic domestic appliance, other of a current >= 16A	124	1 039	1 721	12 012
85363010	Lightning arresters for protecting electrical circuits	-	22	-	11 525
85363020	Electrical circuit protector used in radio equipment or in electric fans	42	797	571	12 594
85363090	Oth apparatus for protecting electrical circuits	95 946	249 358	1 565 845	4 116 557
85364110	Digital relays, voltage <= 60V	10 850	28 914	285 382	713 608
85364120	Relays used in radio equipment, voltage <= 60V	-	442	-	28 691
85364140	Oth relays, voltage <= 60V, a current < 16A	31 349	103 124	959 952	3 243 629
85364191	Semiconductor/electro-magnetic relays <= 28 V	69 008	224 633	2 483 859	7 625 345
85364199	Semiconductor/electro-magnetic relays > 28 V	50 773	136 794	1 325 567	3 649 698
85364910	Digital relays, voltage > 60V	7 094	10 557	124 994	255 946
85364990	Other digital relays, voltage > 60V	325 508	846 940	6 299 957	18 130 747
85365020	Over-current and residual-current, automatic switches	34 899	105 137	721 763	2 209 915
85365033	High inrush switch, of a rated current carrying capacity < 16A	425	1 527	127 519	382 235
85365039	Other high inrush switches and commutators for stoves and ranges	2 913	6 074	99 512	160 581
85365051	Electronic AC switch, voltage <= 1000V, for a current < 16A	322	622	6 372	12 252

Tabel 3 : Ekspor Indonesia menurut Komoditi ( Kode HS 8 digit )

Maret 2021

Kode H S	Uraian golongan barang	Berat bersih (Kg)		Nilai F.O.B. ( U S \$ )	
		Bulan ini	Kumulatif	Bulan ini	Kumulatif
(1)	(2)	(3)	(4)	(5)	(6)
85365059	Electronic AC switch,voltage<=1000V, for a current >= 16A	19	110	985	3 697
85365061	Make&break switch used in domestic electrical wiring,<=500V,for a current < 16A	92 883	244 262	2 761 894	7 188 015
85365069	Make&break switch used in domestic electrical wiring,<=500Vfor a current >= 16A	19	26	341	665
85365095	Oth make&break switch,>500V,change-over switches; for starting elec.motors/fuse switches	456	1 371	10 577	40 928
85365099	Other make&break switch,>500V	265 574	716 848	11 731 771	32 364 798
85366110	Lamp holder used for compact lamps or halogen lamps	608	632	3 111	3 171
85366191	Lamp holder used for oth lamps,a current< 16A	32	32	1 376	1 376
85366199	Lamp holder used for oth lamps,a current>= 16A	104	221	3 662	6 790
85366911	Telephone plugs for a current < 16A	57	479	6 062	30 917
85366919	Telephone plugs for a current >= 16A	354	9 817	14 100	342 556
85366929	Audio/video & cathode ray tube socket for TV or radioreceiver,a current > 16A	7	4 886	114	150 716
85366932	Socket&plug for co-axial cable&printed circuits,for a current < 16A	48	315	18 010	90 544
85366939	Socket&plug for co-axial cable&printed circuits,for a current >= 16A	3 425	18 719	20 626	571 587
85366992	Oth Socket&plug for co-axial cable&printed circuits,for a current < 16A	1 432	10 128	22 668	113 493
85366999	Oth Socket&plug for co-axial cable&printed circuits,for a current >= 16A	244 749	553 199	8 588 389	20 374 430
85367010	Connector for optical fibres,optical fibres bundles or cables;ceramics	4 609	6 529	144 001	204 001
85367020	Connector for optical fibres,optical fibres bundles or cables;copper	-	1	-	579
85367090	Oth connector for optical fibres,optical fibres bundles or cables	2 573	8 359	525 284	1 522 623
85369012	Connection&contact elements for wires & cables;wafer probers;current < 16A	256	725	62 934	75 157
85369019	Connection&contact elements for wires & cables;wafer probers;current >= 16A	18 028	42 299	1 894 265	3 256 011
85369029	Junction boxes,for a current >= 16A	11 435	24 749	308 745	751 476
85369032	Cable connector,connector/adaptor for co-axial cable,commutator,current<16A	37 939	106 033	4 050 714	11 773 878
85369039	Cable connector,connector/adaptor for co-axial cable,commutator,current>=16A	242 545	531 495	5 843 451	13 534 624
85369094	Other cable connector,for a current < 16A	9 514	23 720	242 005	570 236
85369099	Other cable connector,for a current >= 16A	131 555	372 695	6 078 002	18 222 979
85371011	Control panel use in distributed controlsystem;voltage<1000V	1 907	20 771	32 509	408 515
85371012	Control panel fitted with a programmable processor;voltage<1000V	912	1 080	72 863	78 822
85371013	Control panel for AC,refrigerator,washing mach.,vacuum cleaner,mixer,water heater	672	2 121	75 531	175 313
85371019	Other control panel	41 752	432 145	2 539 331	12 396 229
85371020	Distribution board (incl back panels & back planes) used with auto data process. mach.,telp sets,transmiss. app.	3	3	261	261
85371030	Programmable logic controllers for auto-mach for transport handling&storages of dies for semiconductor device	137	166	11 560	28 065
85371091	Switchboard & control panels: used in radio equipment or electric fans	8 104	22 432	1 204 419	3 193 811
85371092	Switchboard & control panels: use in distributed control systems	34 465	99 349	1 216 380	3 992 684
85371099	Switchboard & control panels: use for other purposes	424 040	1 179 596	16 337 809	45 805 157
85372011	Switchboards incorporating electrical instruments forbreaking, connecting/protecting electrical circuit >=66 kV	-	30	-	24
85372019	Switchboards incorporating electrical instruments forbreaking, connecting/protecting electrical circuit < 66 kV	12 350	33 787	267 135	1 879 612
85372021	Control panels incorporating electrical instruments forbreaking, connecting/protecting electrical circuit >=66 kV	-	176	-	15 580
85372029	Control panels incorporating electrical instruments forbreaking, connecting/protecting electrical circuit < 66 kV	3 750	7 771	378 609	1 024 400

Tabel 3 : Ekspor Indonesia menurut Komoditi ( Kode HS 8 digit )

Maret 2021

Kode H S	Uraian golongan barang	Berat bersih (Kg)		Nilai F.O.B. ( U S \$ )	
		Bulan ini	Kumulatif	Bulan ini	Kumulatif
(1)	(2)	(3)	(4)	(5)	(6)
85372090	Oth board for electrical control for voltage< 1000 volt	405 366	813 797	6 885 293	14 619 979
85381011	Parts of programmable logic controllers for auto-mach for transpot for semiconductor device, voltage <=1000V	-	3	-	2 640
85381019	Other part of programable logic controller used in radioequipment,vaoltage <=1000V	5 656	25 456	161 259	374 425
85381029	Other part of programable logic controller used in radioequipment,vaoltage >1000V	491	2 239	33 824	199 363
85389011	Part including printed circuit assmbles of telp plug;connect&contact element, wire & cable, voltage <=1000V	4	1 208	948	10 813
85389012	Part of switch,socket&plug for coaxial cable, etc oth apparatus,voltage <=1000V	39 865	127 682	693 028	2 523 352
85389013	Part of distribution boards,voltage <=1000V	6 341	23 201	2 361 765	8 366 754
85389019	Oth part of electric switch,socket&plug, voltage<= 1000V	106 298	285 514	4 995 912	13 572 612
85389020	Oth part including printed circuit assmbles of telp plug;connect&contact; voltage>1000V	65 815	216 647	1 529 097	3 976 428
85391010	Sealed beam lamp units for motor vehicles	8 476	20 566	77 637	306 061
85391090	Sealed beam lamp units for others	1 403	3 432	37 966	90 363
85392120	Tungsten halogen used in medical equipment	-	134	-	905
85392130	Tungsten halogen used for motor vehicles	4	227	218	13 281
85392190	Other tungsten halogen	2	10	6	100
85392231	Other reflector lamp bulbs,used in decorative illumination,power <= 60 W	1 456	2 237	11 150	17 505
85392232	Other reflector lamp bulbs,used in decorative illumination,power > 60 W	2	2	12	12
85392233	Other reflector lamp bulbs,for domestic lighting,power<=200W & voltage>100V	244	373	221	398
85392239	Other reflector lamp bulbs, power<=200W & voltage>100V	4 403	4 959	19 491	22 672
85392293	Oth filament lamp,excl ultra-violet/infra-red halogen,power<=200W&>100V,for domestic lighting	10	10	25	25
85392299	Oth filament lamp,excl ultra-violet/infra-red halogen,power<=200W&>100V	47	202	272	2 114
85392920	Oth filament lamp,excl ultra-violet/infra-red, use motorvehicles	16 836	38 843	177 881	429 925
85392930	Oth filament lamp,excl ultra-violet/infra-red, for otherreflector lamp bulbs	16	167	190	16 023
85392941	Flashlight bulbs:miniature indicator bulbs, rated up to 2.25V, suitable for medical equipment	178	253	3 800	17 878
85392949	Other flashlight bulbs:miniature indicator bulbs, rated up to 2.25V	-	2	-	1
85392960	Oth filament lamps,exc tungsten halogen,oth have capacity, <=200W and voltage <=100V	67	192	451	1 367
85392990	Oth filament lamps,exc tungsten halogen,oth have capacity, >300W	46	213	2 115	9 349
85393120	Straight tubes for oth fluorescent lamps,hot cathode, excl UV lamps	9	321	321	2 445
85393130	Compact fluorescent lamps with built-in ballasthot cathode, excl UV lamps	67	660	2 943	6 906
85393190	Oth fluorescent,hot cathode, discharge lamps, excl UV lamps	13 766	15 402	39 787	44 865
85393990	Other discharge lamps, other than UV lamps, cold cathode types	720	2 116	22 804	70 875
85394100	Arc lamps	14 905	25 001	4 380 582	10 778 799
85394900	Ultra-violet/infra-red lamps	577	16 795	13 519	300 421
85395000	Light-emitting diode (LED) lamps	10 939	44 454	149 541	693 264
85399020	Parts of aluminium end for fluorescen lapmps; of kind used for motor vehicles	128	1 001	477	13 636
85399090	Oth parts of aluminium end for fluorescen lapmps; of kind used for motor vehicles	547	2 024	22 730	68 769
85401200	Monocheme cathode-ray television picture tubes including video monitor cathode-ray tube	1	1	25	25
85407900	Microvawe tubes, not magnetrons, excl grid-controlled tubes	-	4	-	5 993
85408100	Receiver/amplifier valves and tubes	-	90	-	24 273

Tabel 3 : Ekspor Indonesia menurut Komoditi ( Kode HS 8 digit )

Maret 2021

Kode H S	Uraian golongan barang	Berat bersih (Kg)		Nilai F.O.B. ( U S \$ )	
		Bulan ini	Kumulatif	Bulan ini	Kumulatif
(1)	(2)	(3)	(4)	(5)	(6)
85409990	Other parts of thermionic,cold cathode orphoto-cathode,valves and tubes	52	155	2 254	8 710
85411000	Diodes, other than photosensitive/light emitting diodes	1 967	8 782	943 174	1 685 593
85412100	Transistor oth than photosensitive with a dissipation rate of <1 W	743	4 098	27 258	78 627
85412900	Transistor oth than photosensitive with a dissipation rate of >=1 W	2 159	5 451	624 553	1 404 652
85414010	Light emitting diodes	5 618	22 315	3 101 807	9 817 170
85414021	Photovoltaic cells, not assembled	-	1	-	147
85414022	Photovoltaic cells, assembled in modulesor made up into panels	128 148	366 599	788 643	1 976 959
85414029	Oth photocells, including photodiodes & phototransistors	2 655	10 522	1 589	5 245
85414090	Oth photosensitive semiconductor devices	56 654	178 167	1 952 459	5 172 655
85415000	Electrical apparatus; photosensitive semiconductor devices n.e.c. in heading no. 8541, incl. photovoltaic cells, whether / not assembled in modules or made up into panels	5 955	15 800	3 642 066	11 148 816
85416000	Mounted piezo-electric crystals	3 207	9 268	4 611 975	12 962 627
85419000	Parts of diodes,transistors & similar; photosensitivesemiconductor devices	7 934	70 006	194 225	649 348
85423100	Processor & controller of electronics integrated circuits	40 729	138 556	9 904 976	23 664 638
85423200	Memories of electronic integrated circuits	229	8 810	801 679	3 844 699
85423300	Amplifiers of electronic integrated circuits	1 849	3 149	213 542	757 112
85423900	Electronic integrated circuits; n.e.c. in heading no. 8542	39 567	109 738	18 535 321	48 673 540
85429000	Parts of electronic integrated circuits	71 537	143 515	2 499 564	7 556 550
85432000	Signal generators of electrical machines and appartus	-	10	-	10
85433090	Oth machine and apparatus for electroplating,electrolysisor electrophoresis	1 886	2 042	36 270	38 780
85437010	Electric fence energisers	1	3	30	225
85437020	Remote control apparatus,oth radio remote control apparatus	436 782	1 119 311	13 463 214	33 809 890
85437030	Electrical machines with translation/dictionary functions	44	271	5 682	15 669
85437040	Equipment/machine for removal dust particle&curingmaterial by UV light for mfg of printed circuit boards	528	1 011	15 429	16 026
85437090	Oth equipment/machine for removal dust particle&curingmaterial by UV light for mfg of printed circuit boards	51 459	122 545	1 930 373	4 521 743
85439010	Parts of particle accelerators or signal generators	3	3	957	957
85439090	Parts of oth electrical machines and apparatus,having individual fuctions	43 819	112 211	9 646 232	24 729 212
85441120	Winding wire of copper,with an outer coating/covering of,paper,textile/poly(vinyl chloride)	1 672 133	4 935 965	11 943 740	35 102 118
85441130	Winding wire of copper,with an outer coating/covering of,lacquer	80	1 927	1 690	21 890
85441140	Winding wire of copper,with an outer coating/covering of,enamel	478 584	1 333 781	4 660 815	12 640 483
85441190	Winding wire of other than copper	6 031	24 535	157 425	478 725
85441900	Insulated electric conductors; winding wire, (of other than copper)	29 078	76 071	1 316 239	3 762 989
85442011	Co-axial cable&oth co-axial electric conductor, fitted with connector;<=66kV;insulated with rubber/plastic	11 892	37 872	1 028 452	3 390 139
85442019	Co-axial cable&oth co-axial electric conductor, fitted not with connector;<=66kV;insulated with rubber/plastic	124 418	353 315	1 390 776	3 460 943
85442021	Co-axial cable&oth co-axial electric conductor, not fitted with connector;<=66kV;insulated with rubber/plastic	724	2 446	19 748	60 597
85442029	Co-axial cable&oth co-axial electric conductor, not fitted not with connector;<=66kV;insulated with rubber/plastic	11 313	13 112	226 306	258 877
85442039	Co-axial cable&oth co-axial electric conductor, fitted not with connector;>66kV;insulated with rubber/plastic	6	305	2 530	14 730
85442049	Co-axial cable&oth co-axial electric conductor, not fitted not with connector;>66kV;insulated with rubber/plastic	9	2 260	407	3 124
85443012	Wiring harness for motor vehicle; for used vehicles ofhead 87.02,87.03,87.04/84.11;insulate with rubber/plastic	1 727 822	5 013 716	32 303 763	93 534 864

Tabel 3 : Ekspor Indonesia menurut Komoditi ( Kode HS 8 digit )

Maret 2021

Kode H S	Uraian golongan barang	Berat bersih (Kg)		Nilai F.O.B. ( U S \$ )	
		Bulan ini	Kumulatif	Bulan ini	Kumulatif
(1)	(2)	(3)	(4)	(5)	(6)
85443013	Wiring harness for motor vehicle; for used vehicles of exclhead 87.02,87.03,87.04/84.11;insulate with rubber/plastic	817 199	2 219 492	17 896 538	48 422 595
85443014	Wiring harness for motor vehicle; for used vehicles of head87.02,87.03,87.04/84.11;not insulate with rubber/plastic	816	4 561	22 924	121 483
85443019	Wiring harness for motor vehicle; for used vehicles of exclhead 87.02,87.03,87.04/84.11;not insulate w rubber/plastic	1 973 302	5 622 194	41 841 796	118 344 467
85443091	Ignition wiring sets,not wiring set,used in vehicle,aircraft/ship;insulate rubber/plastic	256	1 360	10 764	60 872
85443099	Ignition wiring sets,not wiring set,used in vehicle,aircraft/ship; no insulate rubber/plastic	2 041	5 560	189 154	635 986
85444211	Submarine telephone/telegraph/radio relay cablesfitted with connectors; voltage <= 80 V	118	118	13 250	13 250
85444213	Electric conductor with connectors for telecommunication used, voltage <=80V, insulated with rubber, plastic/paper	7 136	32 815	46 026	238 685
85444219	Electric conductor with connectors for telecommunication used, voltage<=80V, not insulated with rubber,plastic/paper	240 283	734 495	4 274 684	12 943 200
85444221	Telephone, telegraph, radio relay cable submarine,fitted with conector;80V<voltage<=1000V	-	18	-	2 233
85444223	Electric conductor with connectors for telecommunication used, 80V<voltage<=1.000V,inslted with rubber,plastic/paper	1 310	4 209	351 608	1 075 451
85444229	Electric conductor with connectors for telecommunication used 80V<volt<=1.000V,not inslted with rubber,plastic/paper	108 467	316 118	1 476 330	4 167 357
85444232	Battery cables,insulate with rubber/plasticfor vehicle 8702,8703,8704/8711, 80V<voltage<=1.000V	3	3	290	290
85444233	Battery cables,insulate with rubber/plastic for other thanvehicle 8702,8703,8704/8711, 80V<voltage<=1.000V	214	215	1 518	1 557
85444239	Battery cables,not insulate with rubber/plastic forother than vehicle 8702,8703,8704/8711, 80V<voltage<=1.000V	6	73	571	4 510
85444294	Other electric cables insulated with plastic,having a core diameter <=5 mm	3 564	15 997	18 538	117 476
85444295	Other electric cables insulated with plastic,having a core diameter >5 mm and <=19.5 mm	1 752	3 301	27 180	127 525
85444296	Other electric cables insulated with plastic, diameter> 19.5 mm	6 987	33 106	19 439	107 950
85444297	Other electric cables insulated with paper/rubber	221 778	675 369	2 854 517	8 196 949
85444298	Flat data cables having two lines or more	5	5	10	311
85444299	Other electric cables other than insulated with plastics, paper/rubber, diameter> 5 mm	201 771	643 779	5 576 636	15 812 996
85444911	Submarine telephone/telegraph/radio relay cablesnot fitted with connectors; voltage <= 80 V	-	2	-	5
85444913	Oth electric conductor, not fitted connector,insulated withrubber,paper/plastic for used telcomnication, voltage <=80V	35	78	4 662	11 416
85444919	Oth electric conductor, not fitted connector,not insulated for used telecommunication, voltage <=80V	946	1 519	35 963	81 972
85444921	Shielded wire for manufactur of auto-wiring harnesses, not for telecommunication, <=80 v	401	35 517	9 960	730 105
85444922	Electrical cables insulated with plastic diameter<=19.5 mm,not use for telecommunicationt, voltage <=80V	97 305	281 810	1 430 887	4 747 204
85444924	Electrical cables insulated with plastic diameter<=19.5 mm,for oth, insulated with rubber,plastic/paper	6 659	6 659	34 927	34 927
85444929	Electrical cables insulated with plastic diameter>19.5 mm,not use for telecommunicationt, voltage <=80V	10 079	21 159	103 429	219 099
85444932	Oth electric conductor, not fitted connector,insulated withplastic for used telcomnication, 80V< voltage <= 1.000V	-	48	-	1 257
85444939	Oth electric conductor, not fitted connector,insulated withoth material for used telecommunication, 80V< voltage <=1kV	1 548 157	4 787 576	11 890 181	35 293 954
85444941	Cable insulated with plastics, not fitted connectorfor not used telcomnication, 80V< voltage <= 1.000V	14 963	29 014	113 631	206 437
85444942	Oth electric conductor, not fitted connector,insulated withrubber, paper/plastics for not used telec, 80V<volt <=1000V	25 054	61 594	160 783	390 919

Tabel 3 : Ekspor Indonesia menurut Komoditi ( Kode HS 8 digit )

Maret 2021

Kode H S	Uraian golongan barang	Berat bersih (Kg)		Nilai F.O.B. ( U S \$ )	
		Bulan ini	Kumulatif	Bulan ini	Kumulatif
(1)	(2)	(3)	(4)	(5)	(6)
85444949	Oth electric conductor, not fitted connector,insulated withoth material oth than telecommunication, 80V< voltage <=1kV	464 254	705 035	2 129 716	3 597 707
85446019	Oth electric conductors, not insulated, 1 kV<voltage<=36 kV	388 854	887 895	1 754 835	4 278 697
85446029	Oth electric conductors,not insulated,36 kV<voltage<=66 kV	-	6	-	1 130
85446039	Oth electric conductors, not insulated, voltage >66 kV	85	90	104	600
85447090	Other optical fibre cables	13 258	22 204	348 307	860 815
85451900	Electroda of graphite/oth carbon, used not for furnaces	260 306	703 340	388 255	1 083 377
85452000	Carbon brushes of graphite/oth carbon, for electrical purposed	72	124	2 103	5 852
85459000	Lamp carbons,battery carbons & oth article of graphite/oth carbon,with or w/o metal for electrical purposes	8 478	34 576	70 553	532 305
85461000	Electrical insulators of glass	2 890	3 000	17 458	28 756
85462010	Transformer bushing& circuit breaker insulators,of ceramics	-	6	-	1 117
85462090	Electrical insulators of any material other than glass and ceramics	2 520	8 236	2 672	13 853
85469000	Electrical insulators; other than of glass and ceramics	31 864	50 396	247 864	475 193
85472000	Insulating fitting for electrical mchines, appliances/equipment; of plastic	36 345	56 310	321 747	867 582
85479090	Other insulating fittings for electrical mchines,appliances/equipment,being fitting wholly of insulating material apart	12 283	12 908	244 661	246 843
85481091	Waste & scrap of primary cells, primary batteries&electric accumulators of oth primary cells and primary batteries	-	125	-	66
85481099	waste and scrap containing other primary cells,primary batteries, and electric accumulator of used in aircraft	15 803	37 588	38 804	72 117
85489010	Image sensors contact type copmrisng a photo-conductive sensor element,an electric charge storage cendenser,	64	79	37 122	37 633
85489020	Printed circuit assemblies including such assemblies for external connections	78 112	156 094	1 356 594	2 590 419
85489090	other waste and scrap of other primary cells,primary batteries, and electric accumulator of used in aircraft	50 710	79 027	14 689	70 406
86071900	Axles and wheels, and parts thereof	667 027	2 166 405	996 000	3 265 500
86079900	Railway or tramway rolling stock; parts n.e.c. in heading no. 8607	18 575	40 820	372 404	814 765
86080020	Electro-mechanic equip of railway/tramway track fixtures,fitting, mechanic signaling,safety/traffic control equipment	70	70	3 925	3 925
86080090	non electro-mechc equip of railway/tramway track fixtures,fitting, mechanic signaling,safety/traffic control equipment	-	2	-	6 097
86090010	Containers of metal,designed&equipped for carriage by one/more modes of transport	674 239	1 739 812	402 682	1 063 905
86090090	Containers of oth material,designed&equipped for carriage by one/more modes of transport	12 566	119 429	60 660	1 194 447
87011011	Single axle tractor of power <=22.5kW,whether or not electricity for agricultural use	50 462	52 480	314 037	315 392
87011091	Single axle tractor of power >22.5kW,whether or not electricity for agricultural use	100	100	500	500
87011099	Single axle tractor of power >22.5kW,whether or not electricity for other than agricultural use	85	85	35	35
87012099	Road tractors for semi-trailers, used goods, not ckd	14	25 339	1 346	120 246
87019110	Agriculture tractors of engine power <=18kW	4 110	14 623	22 473	68 690
87019190	Other tractors of engine power <=18kW	16	16	40	40
87019210	Agriculture tractors of engine 18kW>power<=37kW	807 050	2 611 304	8 035 823	25 920 432
87019310	Agriculture tractors of engine 37kW>power<=75kW	38 476	251 309	403 672	2 525 660
87019510	Agriculture tractors of engine power > 130kW	4 210	9 675	21 315	48 852
87021042	Motor coach,bus/minibus,for transport>=10 person, g.v.w.> 24 t, diesel/semi-diesel, ckd	-	129 600	-	973 120
87021049	Motor coach,bus/minibus,for transport>=10 person, g.v.w.> 18 t but <=24 t,diesel/semi-diesel, ckd	-	2 860	-	13 852
87021060	Motor cars(incl stretch limousine)for transport>=10 person,diesel/semi-diesel, ckd	-	257 056	-	3 656 162

Tabel 3 : Ekspor Indonesia menurut Komoditi ( Kode HS 8 digit )

Maret 2021

Kode H S	Uraian golongan barang	Berat bersih (Kg)		Nilai F.O.B. ( U S \$ )	
		Bulan ini	Kumulatif	Bulan ini	Kumulatif
(1)	(2)	(3)	(4)	(5)	(6)
87021089	Other motor coach,bus/minibus,for transport >=10 person,g.v.w.> 18 t but <=24 t,diesel/semi-diesel, not ckd	-	1 300	-	102 500
87031090	Oth than, Golf cars vhcl specially designe transport of persons	-	19 700	-	90 344
87032130	Vans, gasoline of cilynder <1000cc, CKD	15 500	61 200	35 880	199 809
87032159	Oth motor car(Station Wagon&sport cars) of Not 4WDgasoline of cilynder <1000cc, Not CKD	4 244 900	10 795 400	29 094 085	74 569 676
87032190	Vans, gasoline of cilynder <1000cc, Not CKD	287 490	733 158	1 596 128	4 040 740
87032217	sedan, gasoline of a cylinder 1,000 < cc <= 1,500, CKD	-	3 000	-	6 000
87032229	Other motor car (Station Wagon&sport cars) Not of 4WDgasoline of a cylinder 1,000 < cc <= 1,500, CKD	1 314 071	2 554 750	8 787 495	17 723 467
87032247	sedan, gasoline of a cylinder 1,000 < cc <= 1,500, Not CKD	23 730	45 310	227 914	435 485
87032259	Oth motor car (Station Wagon&sport cars) of Not 4WDgasoline of a cylinder 1,000 < cc <= 1,500, Not CKD	16 988 930	53 062 718	141 668 286	457 828 649
87032290	Vans, gasoline of a cylinder 1,000 < cc <= 1,500, Not CKD	1 544 655	4 491 360	15 117 934	44 067 401
87032321	sedan, gasoline of a cylinder 1,500 < cc <= 1,800, CKD	1 670	1 670	13 732	13 732
87032361	Other motor cars Station (Wagon&sport cars) of 4WD gasoline of a cylinder 1,500 < cc <= 1,800, Not CKD	3 400	3 400	27 160	27 160
87032365	Oth motor car(Station Wagon&sport cars) of Not 4WDgasoline of a cylinder 1,500 < cc <= 1,800, Not CKD	4 312 080	13 135 480	35 540 112	108 884 295
87032367	Oth motor car(Station Wagon&sport cars) of Not 4WDgasoline of a cylinder 2,000 < cc <= 2,500, Not CKD	491 565	1 621 940	4 659 427	15 499 875
87032368	Oth motor car(Station Wagon&sport cars) of Not 4WDgasoline of a cylinder >2,500cc, Not CKD	6 744 240	14 723 730	77 789 229	171 558 281
87032373	Vans, of 4WDgasoline of a cylinder 2,000 < cc <= 2,500, Not CKD	2 700	2 700	3 000	3 000
87032449	Sedan, gasoline of a cylinder >3000cc, of Not 4WD, Not CKD	-	1 930	-	146 944
87033129	Other motor cars (Station Wagon&sport cars) of Not 4WDDiesel of cylinder <1500cc, CKD	-	910	-	2 411
87033273	Other motor cars (Station Wagon&sport cars) of 4WDDiesel of cylinder > 2,000, Not CKD	1 700	5 690	19 806	85 532
87033371	Other motor cars (Station Wagon&sport cars) of 4WDDiesel of cylinder 2,500 < cc <= 3,000, Not CKD	2 350	2 350	29 789	29 789
87034047	Hearse gasoline hybrid-eng can't be charged, cylinder capacity > 3,000cc, Not CKD	30 000	90 000	62 100	189 900
87034065	Sedan gasoline hybrid-eng can't be charged, 2,000cc<cylinder capacity<=2,500cc,Not CKD	5 000	7 500	15 525	29 725
87035096	Vans of 4WD diesel hybrid-eng can't be charge,2,500<cc<=3,000, Not CKD	1 121	6 528	2 760	12 700
87039098	Other motor vehicles designed for person incl sta wagon & sports cars, but not vans, not CKD	1 240	1 240	11 000	11 000
87039099	Other other motor vehicles designed for person, not CKD	-	1	-	4
87041013	Motor vehicles for transport of good design for off-highway usewith g.v.w. < 5 t, CKD	-	106 000	-	582 221
87041014	Motor vehicles for transport of good design for off-highway usewith 5 t < g.v.w. < 10 t, CKD	-	6 000	-	43 665
87041018	Motor vehicles for transport of good design for off-highway usewith g.v.w. > 45 t, CKD	-	62 070	-	83 000
87041031	Motor vehicles for transport of good design for off-highway usewith g.v.w. < 5 t, not CKD	27 250	54 250	159 768	277 190
87041032	Motor vehicles for transport of good design for off-highway usewith 5 t < g.v.w. < 10 t, not CKD	-	18 500	-	134 909
87041035	Motor vehicles for transport of good design for off-highway usewith 24 t < g.v.w. < 38 t, not CKD	-	102 000	-	405 000
87041037	Motor vehicles for transport of good design for off-highway usewith g.v.w. > 45 t, not CKD	245 600	1 048 045	2 002 960	9 743 773
87042111	Motor vehicles for transport of good, diesel, g.v.w <= 5 tRefrigerated lorries (trucks), CKD	-	4 016	-	9 230
87042119	Motor vehicles for transport of good, diesel, g.v.w <= 5 tother refrigerated lorries (trucks), CKD	12 540	44 940	90 173	307 619
87042129	Motor vehicles for transport of good, diesel, g.v.w <= 5 tother lorries (trucks), not CKD	452 400	1 254 885	3 538 704	9 834 723
87042229	Motor vehicles for transport of good, diesel, 5 t< g.v.w<= 6 tother lorries (trucks), not CKD	202 500	330 100	321 195	694 300

Tabel 3 : Ekspor Indonesia menurut Komoditi ( Kode HS 8 digit )

Maret 2021

Kode H S	Uraian golongan barang	Berat bersih (Kg)		Nilai F.O.B. ( U S \$ )	
		Bulan ini	Kumulatif	Bulan ini	Kumulatif
(1)	(2)	(3)	(4)	(5)	(6)
87042251	Oth Motor vehicles for transport of good,dieselwith 6 t < g.v.w <= 10 t not CKD	534 549	1 309 353	3 951 600	9 659 425
87042259	Oth Motor vehicles for transport of good,dieselothers g.v.w, not CKD	-	32 100	-	216 550
87042359	Motor vhcl for transport of good,diesel,24 t< g.v.w<= 45 tother refrigerated lorries (trucks), CKD	-	8 000	-	87 000
87042369	Motor vhcl for transport of good,diesel,24 t< g.v.w<= 45 tother lorries (trucks), not CKD	6 940	6 940	45 100	45 100
87043129	Motor vhcl for transport of goods, gasolin, g.v.w <= 5 tother lorries (trucks), not CKD	720 814	2 594 735	6 737 547	24 125 887
87049091	Oth motor vhcl for the transport of goodswith g.v.w. <= 5 t, not CKD	49 745	87 922	329 608	571 522
87051000	Special purpose motor vhcl, not design for person & goodcrane lorries	-	113 818	-	682 467
87059050	Oth special purpose motor vhcl,not design for person & goodStreet cleaning vhcl, cesspool emptiers, mobile clinics	-	3 810	-	21 597
87059090	Oth special purpose motor vhcl,not design for person & goodother special vhcl	49 060	49 060	175 062	175 062
87060033	Chassis fitted with engines for vhcl of heading 8703for motor car (incl stat wagon & sport car,but not incl van)	-	5 600	-	13 800
87071090	Bodies (incl cabs), for the motor vhcl of heading 8703for other vhcl	41 310	169 814	459 459	1 755 710
87079021	Bodies (incl cabs), for oth the motor vhcl of heading 8702for motor car (incl stretch limo but not incl coach,bus/van)	3 427	3 427	10 523	10 523
87079040	Bodies (incl cabs), for oth the motor vhcl of heading 8704 driver's cabin for dumpers designed for off-highway use	-	80	-	284
87079090	Bodies (incl cabs), for oth the motor vhcl of heading 8704 oth driver's cabin for dumpers designed for off-highway use	27 500	1 147 264	138 430	7 748 345
87081010	Bumper/parts and acc motor vhcl of heading 8701 to 8705for vehicles of heading 8701	50	892	20	5 102
87081090	Bumper/parts and acc motor vhcl of heading 8701 to 8705for other vehicles of heading 8701	858 040	2 289 453	2 495 719	5 619 098
87082100	Safety seat belts motor vhcl of heading 8701 to 8705	28 962	101 421	308 603	1 141 729
87082911	Components of door trim assemblies for vehicles of heading 8701	52 761	57 368	770 189	802 421
87082915	Components of door trim assemblies, door armrests for vehicles of heading 8703	31 985	112 077	395 589	1 272 787
87082916	Components of door trim assemblies, for other vehicles of heading 8701	437 113	964 671	3 214 265	7 336 358
87082918	Components of door trim assemblies, for vhcl of heading 8702 or oth vhcl of heading 8704	9 329	30 449	26 439	73 269
87082919	Components of door trim assemblies, for other vhcl of heading 87.02 or oth vhcl of heading 8704	5 160	28 793	99 587	260 474
87082920	Parts of safety seat belts	16 384	41 962	102 262	304 051
87082992	Other parts of safety seat beltsfor vehicles of heading 8701	608	2 581	2 441	10 334
87082993	Interior trim fittings, mudguardsfor vehicles of heading 8703	170 726	609 164	1 294 934	4 502 414
87082994	Hood rods for vehicles of heading 8703	654	1 770	3 476	9 939
87082995	Other interior trim fittings, mudguardsfor vehicles of heading 8703	1 560 889	4 286 787	8 806 014	24 289 328
87082996	Interior trim fittings; mudguardsfor vehicles of heading 8702 or 8704	1 802	3 131	15 191	28 250
87082997	Hood rods for vehicles of heading 8702 or 8704	202	205	1 041	1 055
87082998	Other interior trim fittings, mudguardsfor vehicles of heading 8702 or 8704	14 141	50 010	125 864	395 684
87082999	Other interior trim fittings, mudguards	1 701 747	4 202 382	4 501 899	13 289 272
87083010	Brakes and servo-brakes; parts thereof for vehicles of heading 8701	339	1 462	3 288	14 324
87083021	Brake drums, brake discs or brake pipes for vehicles of heading 8703	990 742	2 818 088	4 030 984	11 445 910
87083029	Other brake drums, brake discs or brake pipes for vehicles of heading 8703	71 891	205 384	992 067	2 540 540



Tabel 3 : Ekspor Indonesia menurut Komoditi ( Kode HS 8 digit )

Maret 2021

Kode H S	Uraian golongan barang	Berat bersih (Kg)		Nilai F.O.B. ( U S \$ )	
		Bulan ini	Kumulatif	Bulan ini	Kumulatif
(1)	(2)	(3)	(4)	(5)	(6)
87083030	Brake drums, brake discs or brake pipes for vehicles of heading 8702 or 8704	76	26 601	527	39 971
87083090	Other brake drums, brake discs or brake pipes for vehicles of heading 8702 or 8704	278 411	734 075	577 966	1 524 715
87084011	Gear boxes, unassembled for vehicles of heading 8703	97 796	1 164 931	1 083 290	8 250 423
87084019	Other gear boxes, unassembled	4 068	13 629	75 819	271 479
87084025	Gear boxes, assembled for vehicles of heading 8701	3 888	13 608	76 974	274 370
87084026	Gear boxes, assembled for vehicles of heading 8703	1 656 354	5 847 881	30 932 466	112 143 203
87084027	Gear boxes, assembled for vehicles of heading 87.04 or 87.05	69 766	279 908	1 329 180	5 338 309
87084029	Other gear boxes, assembled	11 240	11 348	3 985	6 143
87084091	Parts for vehicles of heading 8701	22 309	37 759	188 344	211 998
87084092	Parts for vehicles of heading 8703	217 795	712 153	894 806	2 937 962
87084099	Other parts	221 633	712 178	1 490 240	4 638 847
87085011	Drive axl with differential, w/ or w/o transmission compunassembled for vhcl of heading 8703	63 959	200 566	262 057	1 610 739
87085013	Drive axl with differential, w/ or w/o transmission compunassembled for vhcl of heading 8704 or 8705	15	1 590	8	1 583
87085019	Drive axl with differential, w/ or w/o transmission compother unassembled	776	1 251	1 959	6 662
87085025	Drive axl with differential, w/ or w/o transmission compansambled for vehicles of heading 8701	5	18	477	2 234
87085026	Drive axl with differential, w/ or w/o transmission compansambled for vehicles of heading 8703	1 432 347	3 388 963	22 048 658	50 684 800
87085027	Drive axl with differential, w/ or w/o transmission compansambled for vehicles of heading 8704 or 8705	-	2 650	-	11 250
87085029	Drive axl with differential, w/ or w/o transmission compother ansambled	521 663	1 473 416	3 218 662	9 330 649
87085092	Other crown wheels and pinionspart for vhcl of heading 8702	2 845	24 610	5 031	44 387
87085095	Other crown wheels and pinions part for vehicles of heading 8703	10 992	39 188	35 588	111 368
87085096	Crown wheels and pinions part for other vehicles	-	261	-	5 798
87085099	Other crown wheels and pinions part for other vehicles	41 707	120 597	227 365	677 899
87087015	Hub-caps for vehicles of heading 8701	6	11	5	15
87087016	Hub-caps for vehicles of heading 8703	1 123	15 434	2 268	63 966
87087018	Hub-caps for other vehicles of heading 8702 or 8704	-	61	-	15
87087019	Other Hub-capsfor other vehicles of heading 8702 or 8704	283 936	689 395	1 425 958	3 476 757
87087021	Wheels fitted with tyres for vehicles of heading 8701	-	9 000	-	16 200
87087022	Wheels fitted with tyres for vehicles of heading 8703	-	720	-	7 200
87087029	Other wheels fitted with tyres	150	195	595	780
87087031	Wheels not fitted with tyres for vhcl of heading 8701	15 164	26 368	49 297	91 633
87087032	Wheels not fitted with tyres for vhcl of heading 8703	4 203 170	12 384 930	18 671 236	54 090 370
87087034	Wheels not fitted with tyres for vhcl of heading 8702 / oth vhcl of heading 8704	39 957	124 038	75 665	240 745
87087039	Other wheels not fitted with tyres	174	174	5 787	5 787
87087096	Other road wheels and parts and accessories thereof for vehicles of heading 87.02 or 87.04	36 542	62 984	70 286	146 310
87087097	Other road wheels and parts and accessories thereof for vhcl of heading 8701	6 380	7 068	3 445	30 887
87087099	Other road wheels and parts and accessories thereof for vhcl of other heading	59 901	180 826	205 677	667 182
87088015	Suspension systems (including shock-absorbers)for vhcl of heading 8701	264	2 831	1 651	11 439
87088016	Suspension systems (including shock-absorbers)for vhcl of heading 8703	126 922	384 109	910 434	2 826 763
87088017	Suspension systems (including shock-absorbers)for vehicles of subheading 8704.10 or heading 87.05	408	13 518	321	163 558
87088019	Other suspension systems (including shock-absorbers)	404 083	1 102 566	963 617	2 668 020
87088091	Part of suspension systems (including shock-absorbers)for vhcl of heading 8701	7	7	383	383
87088092	Part of suspension systems (including shock-absorbers)for vhcl of heading 8703	136 052	331 271	565 663	1 406 227

Tabel 3 : Ekspor Indonesia menurut Komoditi ( Kode HS 8 digit )

Maret 2021

Kode H S	Uraian golongan barang	Berat bersih (Kg)		Nilai F.O.B. ( U S \$ )	
		Bulan ini	Kumulatif	Bulan ini	Kumulatif
(1)	(2)	(3)	(4)	(5)	(6)
87088099	Part of suspension systems (including shock-absorbers)for vhcl of other heading	33 994	226 369	128 412	814 926
87089115	Radiators for vhcl of heading 8701	150	450	6 677	17 012
87089116	Radiators for vhcl of heading 8703	309 261	781 418	3 242 593	8 343 219
87089117	Radiators for vhcl of heading 8702 or 8704for vhcl of subheading 8704.10	93	261	2 462	8 060
87089118	Other radiators for vhcl of heading 8702 or 8705for vhcl of subheading 8704.10	1 679	4 611	40 791	110 404
87089119	Other radiators for vhcl of heading 8702 or 8705	16 327	27 621	168 628	285 619
87089191	Part of radiators for vehicles of heading 8701	86	94	2 060	2 144
87089193	Part of radiators drain plugs, for vehicles of heading 8703	70	286	129	2 732
87089194	Part of radiators for vhcl of heading 8702/8704drain plugs (excluding subheading 8704.10)	-	6	-	12
87089195	Other part of radiators for vehicles of heading 8703	4 929	10 034	34 633	73 994
87089199	Other part of radiators	491 544	1 249 599	5 938 273	16 226 669
87089210	Silencers (mufflers) and exhaust pipes, parts thereof for vehicles of heading 87.01	38	38	44	44
87089220	Silencers (mufflers) and exhaust pipes, parts thereof for vehicles of heading 87.03	25 823	69 213	854 874	1 943 475
87089251	Silencers (mufflers) and exhaust pipesfor vehicles of subheading 8704.10 :	345	404	10 036	11 210
87089252	Part of silencers (mufflers) and exhaust pipesfor vehicles of subheading 8704.10 :	136	433	6 412	18 354
87089261	Silencers (mufflers) and exhaust pipesfor vhcl of heading 87.02 or other vhcl of heading 8704	20	30	405	433
87089262	Part of silencers (mufflers) and exhaust pipesfor vhcl of heading 87.02 or other vhcl of heading 8705	9 296	24 831	123 049	317 745
87089290	Other part of silencers (mufflers) and exhaust pipes	53 462	100 884	597 354	1 619 564
87089350	Clutches and parts thereof for vehicles of heading 87.01	4 425	16 010	13 886	53 885
87089360	Clutches and parts thereof for vehicles of heading 8703	742 213	1 884 226	5 495 692	14 815 098
87089370	Clutches and parts thereof for vehicles of heading 8704 or 8705	158 876	480 633	1 047 204	3 005 718
87089390	Other clutches and parts thereof	171 519	444 838	1 641 782	4 549 720
87089411	Steering wheels, steering columns & boxes, parts thereof for vehicles of heading 8701	953	2 070	28 896	66 644
87089419	Oth steering wheel, steering columns & boxes, part thereof	-	2 210	-	2 825
87089494	Other steering wheels with airbag assemblies for vehicles of heading 8701	-	176	-	2 862
87089495	Other steering wheels with airbag assemblies for vehicles of heading 8703	239 279	600 272	3 210 324	7 058 414
87089499	Other steering wheels with airbag assemblies	26 711	230 743	180 157	2 788 812
87089510	Safety airbags with inflater system	10 762	31 161	171 683	477 604
87089590	Part of safety airbags with inflater system	43 550	94 731	966 079	2 074 606
87089911	Unassembled fuel tanks; engine brackets, part & accessories of motor vhcl for vhcl heading 87.01	116 474	297 207	503 710	1 260 788
87089919	Other unassembled fuel tanks; engine brackets, part & accessories of motor vhcl for vhcl heading 87.01	11 842	17 551	197 189	247 305
87089921	Fuel tanks for vehicles of heading 87.02, 87.03 or 87.04 :	3 833	7 979	36 388	86 179
87089924	Lower half of the fuel tank; fuel caps; filler pipes, filler hose assembly for vhcl of heading 8702, 8703/8704	2 081	4 633	56 765	120 008
87089925	Other parts of fuel tanks	11 791	32 346	165 772	465 344
87089930	Accelerator, brake or clutch pedals	19 794	44 390	197 685	487 980
87089940	Battery carriers or trays and brackets therefor	5 590	8 961	11 489	27 575
87089950	Radiator shrouds	5	440	6	22 013
87089961	Chassis frames or parts thereof :for vehicles of heading 87.02	750	764	10 650	10 896
87089962	Chassis frames or parts thereof :for vehicles of heading 87.03	186 275	461 035	618 229	1 563 821
87089963	Chassis frames or parts thereof :for vehicles of heading 87.04	33 775	97 841	86 777	254 234
87089970	Engine brackets	155 586	614 630	1 162 465	4 018 839
87089980	Other chassis frames or parts thereof :	2 781 456	6 879 074	20 030 037	50 704 877
87089991	Unassembled fuel tanks; engine bracketsfor vehicles of other than heading 87.03	4 333	13 984	97 121	268 011
87089999	Other unassembled fuel tanks; engine bracketsfor vehicles of other than heading 87.03	3 201 313	8 227 609	20 718 985	58 733 514

Tabel 3 : Ekspor Indonesia menurut Komoditi ( Kode HS 8 digit )

Maret 2021

Kode H S	Uraian golongan barang	Berat bersih (Kg)		Nilai F.O.B. ( U S \$ )	
		Bulan ini	Kumulatif	Bulan ini	Kumulatif
(1)	(2)	(3)	(4)	(5)	(6)
87091900	Vehicles; self-propelled, used for short distance transport of goods in factories/airports & such, & tractors of the type used on railway station platforms	205 600	205 600	252 000	252 000
87099000	Part of electrical works trucks, self propelled, not fittedw/ lifting equipment, of type used in factories, warehouses	3 321	48 207	24 014	231 859
87100000	Tanks and other armoured fighting vehicles, motorised,whether or not fitted w/ weapons, and parts of such vhcl	48	48	53 355	53 355
87111015	Other gasoline motorcycles and motor scootersCKD	250	24 640	2 483	318 003
87111019	Other gasoline motorcycles CKD	124	9 062	729	47 871
87111095	Other gasoline motorcycles and motor scooters not CKD	48 120	127 050	222 413	599 867
87111099	Other gasoline motorcycles not CKD	-	458	-	8 457
87112011	Gasoline motocross motorcycles with 50 < cc 250CKD	42 524	98 696	764 240	1 719 020
87112012	Gasoline moped & motorised bicycles with 50 < cc 250CKD	1 062 993	2 852 875	10 340 262	27 710 500
87112014	Other motorcycles (with or without side-cars) incl scooterswith 150 < cc < 200, CKD	172 798	347 225	2 388 173	4 954 812
87112015	Other motorcycles (with or without side-cars) incl scooterswith 200 < cc < 250, CKD	4 016	15 411	65 140	307 637
87112016	Other motorcycles (with or without side-cars) incl scooterswith other cc	811 974	2 259 786	4 311 438	12 441 459
87112019	Other motorcycles, CKD	1 246 822	3 258 942	16 644 737	42 531 203
87112091	Motocross motorcyclesnot CKD	215 564	551 792	4 538 981	10 197 438
87112092	Mopeds and motorised bicycles not CKD	171 938	422 154	4 725 822	11 529 464
87112094	Other motorcycles (w/ or without side-cars) incl scooters with 150 < cc < 200, not CKD	3 035 950	12 172 028	36 793 526	127 292 302
87112095	Other motorcycles (w/ or without side-cars) incl scooters with 200 < cc < 250, not CKD	82 127	524 417	1 897 838	10 399 020
87112096	Other motorcycles (w/ or without side-cars) incl scooters with other cc, not CKD	4 288 962	16 004 226	47 826 274	177 861 741
87112099	Other motorcycles not CKD	77 738	168 900	922 331	1 995 821
87113090	Other motocross motorcycles, not CKD	378 444	1 832 994	4 846 793	24 816 522
87114090	Other gasoline motocross motorcycles, not CKDwith 500 < cc < 800	-	52	-	1 234
87116011	Bicycles, CKD, with electric motor for propulsion	97	441	2 500	2 839
87116019	Other cycles with electric motor for propulsion, CKD	284	744	8 768	14 439
87116091	Bicycles with electric motor for propulsion, not CKD	29	34	36	57
87116093	Other motorcycles with electric motor for propulsion,not CKD	-	1 515	-	19 189
87119060	Other motorcycles with/without side cars, CKD	151 500	166 500	369 633	403 997
87119090	Other motorcycles with/without side cars, not CKD	3 530	7 955	71 891	137 674
87120010	Racing bicycles not motorised.	46 914	92 845	947 313	2 003 259
87120020	Bicycles designed to be ridden by children not motorised.	8 495	78 519	89 369	896 011
87120030	Other bicycles not motorised.	1 317 233	2 992 997	20 278 040	47 143 320
87120090	Other cycles (incl delivery tricycles), not motorised.	4 032	12 689	11 909	167 173
87139000	Carriages for disabled persons, with mechanically propelled	7 829	15 929	35 387	76 146
87141010	Saddles of motorcycles (incl mopeds)	237	703	1 460	5 030
87141020	Spokes & nipples of motorcycles (incl mopeds)	250	329	300	329
87141030	Frame& fork incl telescopic fork,rear suspens&part thereof of motorcycles (incl mopeds)	214 929	709 786	1 337 254	4 434 142
87141040	Gearing,gearbox,clutch&oth transmission equipment & part thereof of motorcycles (incl mopeds)	129 106	432 885	1 427 686	4 865 726
87141050	Wheel rims of motorcycles (including mopeds) :	132 548	418 535	722 142	2 374 011
87141060	Brakes and parts thereof of motorcycles (incl mopeds)	352 100	881 088	3 860 848	9 950 948
87141070	Silencer (muffler) & parts thereof of motorcycl(incl moped)	42 494	123 917	409 438	1 082 030
87141090	Other of motorcycles (including mopeds)	7 963 231	20 719 516	85 420 419	228 594 040
87142011	Castor wheel of carr for disabled person of a dia/incl.tyre>=75 mm but<=100 mm, the width wheel/ tyre fitted is>=30 mm	50	50	50	50
87142019	Castor wheel of carr for disabled person of a dia/incl.tyreOth.>=100mm but<=250mm the width wheel/ tyre fitted is>=30mm	82 414	257 427	1 021 911	3 292 227
87142090	Other Castor wheel of carriages for disabled person	1	136	0	2 277
87149110	Frames and forks, and parts thereof for bicycle of bicycles desined to be ridden by children	2 318	2 415	13 496	15 560

Tabel 3 : Ekspor Indonesia menurut Komoditi ( Kode HS 8 digit )

Maret 2021

Kode H S	Uraian golongan barang	Berat bersih (Kg)		Nilai F.O.B. ( U S \$ )	
		Bulan ini	Kumulatif	Bulan ini	Kumulatif
(1)	(2)	(3)	(4)	(5)	(6)
87149199	Other parts for other forks for bicycles desined to be by children	7 598	24 604	177 036	355 806
87149210	Wheel rims and spokes for bicyle desined to be by children	96	120	108	1 415
87149290	Oth. wheel rims and spokes for bicycle of heading 8712.00.20	318	94 211	15 169	658 086
87149310	Hubs-oth than coaster braking hubs&hub brakes, & free-wheelsprocket-wheels for bicycles desined to be by children	4	27	20	220
87149390	Other hubs-oth than coaster braking hubs&hub brake, & free-wheel sprocket-wheels for bicycles desined to be by children	404 214	1 104 814	3 741 398	10 250 223
87149410	Brakes, incl.coaster braking hubs& hub brake,&part thereof For bicycles desined to be by children	8	8	203	203
87149490	Oth.Brakes, incl.coaster braking hubs& hub brake,&part thereof for bicycles desined to be by children	120 464	266 042	1 486 976	3 155 219
87149510	Saddles for bicycles desined to be by children	2 719	9 453	23 378	60 769
87149590	Other saddles for bicycles desined to be by children	78	341	8 195	10 861
87149610	Pedals and crank-gear, and parts thereof for bicycles desined to be by children	139 566	433 740	598 287	1 787 575
87149690	Oth.pedals & crank-gear, and parts thereof for bicycles of subheading 8712.00.20	277	881	8 176	24 463
87149911	Handle bar, pillar, mudguard, reflector, carr, control cabl,lamp or bracket lugsoth.acc.for bicycl of subhead 87120020	2 936	10 375	49 097	104 301
87149912	Chain wheels and cranks; other parts for bicycles of heading 8712.00.20	982	2 769	1 211	2 180
87149991	Oth handle bar, pillar, mudguard, reflector, carr, controlcabl,lamp/bracket lugsoth.acc.for bicycl of subhead 87120020	294 782	692 585	2 003 864	3 981 489
87149993	Other nipples for spokes for bicycles desined to be by children	84	164	2 438	2 618
87149994	Chain wheels and cranks; other parts for bicycles desined to be by children	1 631 692	4 399 033	13 435 624	37 010 363
87150000	Baby carriages and parts thereof.	550	3 344	1 178	10 999
87163991	Agricultural trailers and semi-trailers having a carryingcapacity (payload) exceeding 200 t	57 350	57 350	53 465	53 465
87163999	Agricultural trailers & semi-trailers not having a carryingcapacity (payload) exceeding 200 t	5 675	138 075	37 670	92 138
87168010	Cart & wagon, sack truck, hand trolley & sim hand-propelledvehicl of a kind used in fact/workshop, except wheelbarrow	2 168	4 797	21 182	70 249
87168020	Wheelbarrows	33 380	168 160	47 100	237 400
87168090	Other wheelbarrows	1 861	2 418	155 177	162 350
87169019	Parts for trailer and semitrailers not-to goods of subheading 8716.20	56 400	412 213	102 974	798 585
87169022	Castor wheel not a dia/incl tyre>100,<=250mm width of wheelor tyre is>30mm for vehicles of subheading 87168010/87168020	30	30	350	350
87169094	Spokes and nipples	50	50	106	106
87169095	Castor wheel a dia/incl tyre>100,but<=250mm width of wheelor tyre fitted thereto is>30mm for other vehicles	54	223	993	3 655
87169096	Other castor wheels	-	928	-	5 904
87169099	Oth trailer and semi-trailers n.e.c. in heading 87.16	-	48	-	1 265
88010000	Balloons and dirigibles; gliders, hang gliders and oth non-powered aircraft.	774	1 307	4 217	6 230
88022010	Aeroplane of an unladenweight <= 2,000 kg	-	125 990	-	31 410
88024010	Aeroplanes of an unladenweight > 15,000 kg	16 000	16 000	24 100 000	24 100 000
88031000	Propellers, rotors, parts thereofheading 8801 or 8802	1 157	6 555	26 404	116 235
88032000	Under-carriages, parts thereofheading 8801 or 8802	270	2 852	6 400	85 598
88033000	Aircraft and spacecraft; parts of aeroplanes or helicopters n.e.c. in heading no. 8803	27 524	102 871	3 884 106	12 197 613
88039010	Parts of telecommunication satellites	7	23	2 300	2 883
88039090	Other parts of goods of heading 8801 or 8802	788	1 476	42 668	174 420
88040090	Oth parachutes (incl dirigible parachut,paragliders) androtochutes; parts thereof and accessories thereto.	2	2	22	22
88051000	Aircraft launching gear, part thereof,deck arrestor/similar gear&part thereof	350	350	5 000	5 000

Tabel 3 : Ekspor Indonesia menurut Komoditi ( Kode HS 8 digit )

Maret 2021

Kode H S	Uraian golongan barang	Berat bersih (Kg)		Nilai F.O.B. ( U S \$ )	
		Bulan ini	Kumulatif	Bulan ini	Kumulatif
(1)	(2)	(3)	(4)	(5)	(6)
89011020	Cruise ships,excursion boats,ferry-boats of all kinds of a gross tonnage >26 but<=500	81 000	233 000	755 550	2 487 950
89019014	Other vessels,for transport. not motorised of a gross tonnage > 500	-	914 000	-	140 162
89019031	Other vessels,for transport motorised of a gross tonnage<= 26	-	17 500	-	290 318
89019034	Other vessels,for transport motorised of a gross tonnage> 1.000 but <= 4,000	504 000	504 000	800 000	800 000
89031000	Yachts&oth vessels for pleasure/sports rowing boats&canoesinflatable	76 699	161 131	858 412	1 606 645
89039100	Sailboats, with/without auxiliary motor, not inflatable	940	3 951	21 770	71 670
89039200	Motorboats, other than outboard motorboats, not inflatable	6 000	6 000	52 131	52 131
89039900	Yachts and other vessels; for pleasure or sports, rowing boats and canoes, n.e.c. in heading no. 8903, other than inflatable	1 790	3 940	58 406	143 447
89040031	Tugs and pusher craft, power <= 4000 hp of gross tonnage <= 26 ton	-	77 000	-	630 000
89052000	Floating or submersible drilling or production platforms	4 078 810	4 078 810	14 096 987	14 096 987
89059090	Oth vessels the navigability of which issubsidiary to their main function	281 710	281 710	2 149 640	2 149 640
89069090	Lifeboats oth than rowing boats,oth vessels of displacement> 300 t	-	2 360	-	135 233
89071000	Floating structures, inflatable rafts	750	4 041	500	10 732
89079010	Buoys	170	15 215	2 403	38 115
89079090	Other floating structures	86 115	1 014 124	152 048	1 343 483
90011010	Optical fibres ,optical fibre bundles&cables for telecom &oth electrical use	4 713	16 794	985 799	4 409 603
90011090	Optical fibres, optical fibre bundle&cable foroth than telecom and electrical purpose	8 135	32 729	203 068	1 115 849
90013000	Contact lenses	25 587	63 793	5 410 350	13 044 887
90014000	Spectacle lenses of glass	288	902	22 480	74 589
90015000	Spectacle lenses of other materials	241 089	499 295	5 062 465	10 976 039
90019010	Prisms, mirror & oth optical elements for photograph or cinematographic cameras / projectors	17	17	108	181
90019090	Prisms, mirror & oth optical elements not for photograph orcinematographic cameras / projectors	46	121	4 555	19 438
90021100	Objective lenses for cameras, projectors or photographic enlargers or reducers	2 500	6 064	987 833	2 050 522
90021900	Objective lenses not for cameras, projectors orphotographic enlargers or reducers	266	357	24 645	37 857
90022090	Filters not for projectors, cameras, cinematographic,and photographic	1 243	17 932	16 813	70 101
90029030	Oth optical element oth than objective lens and filter for photographic cameras and other projectors	5 871	25 671	2 133 268	8 462 050
90029090	Oth optical element oth than objective lens&filter not for cinematographic projectors,photographic camera&oth projector	415	819	52 415	141 717
90031100	Frames & mountings for spectacles,goggles of plastics	2	7	6	564
90031900	Frames & mountings for spectacles,goggles oth than plastics	59	592	36 376	403 649
90039000	Parts of frame & mounting for spectacles, goggles the like & parts thereof.	1 559	1 735	18 523	64 346
90041000	Sunglasses	260	516	17 998	20 489
90049010	Corrective spectacles	59	352	6 771	13 753
90049050	Protective goggles	-	1	-	8
90049090	Spectacles & the like excl corrective, protective goggles	244	21 438	5 194	27 377
90051000	Binoculars	17	53	12 039	16 718
90058090	Monoculars & oth optical telescopes excl instrument forradioastronomy	11	11	4 891	4 891
90059090	Parts&accessories (include mountings)for oth optical telescopes	1	10	266	2 096
90063000	Cameras specially design for under wateruse for aerial survey, medical/surgical,comparison cameras	1	3	335	729
90064000	Instant print cameras	-	2 115	-	110 987

Tabel 3 : Ekspor Indonesia menurut Komoditi ( Kode HS 8 digit )

Maret 2021

Kode H S	Uraian golongan barang	Berat bersih (Kg)		Nilai F.O.B. ( U S \$ )	
		Bulan ini	Kumulatif	Bulan ini	Kumulatif
(1)	(2)	(3)	(4)	(5)	(6)
90065100	Cameras, photographic (excluding cinematographic); with a through-the-lens viewfinder, single lens reflex (SLR), for a roll film of a width not exceeding 35mm	11	13	1 932	2 561
90065929	Camera of a kind used for preparing printing plate/cylinder other than Laser Photoplotters	4	4	10	10
90065990	Other laser photoplotters image processor	-	1	-	42
90066100	Discharge lamp (electronic) flashlight apparatus	1	1	5	5
90066900	Photographic flashbulbs apparatus	33	33	3 753	3 753
90069130	Other, for cameras of subheadings 9006.40 to 9006.53	52	55	7 367	8 964
90069190	Other parts and accessories for cameras	83	253	8 994	23 535
90069990	Parts & accessories for flashbulbs apparatus	8	22	266	1 588
90071000	Cinematographic cameras whether or not w/ sound recording apparatus	167	264	3 989	25 751
90072090	Cinematographic projectors for film >= 16 mm in width	502	1 152	6 367	15 508
90079100	Part & accessories of cinematographic cameras whether or not w/ sound recording apparatus	135	141	20 490	24 829
90079200	Parts and accessories for projectors	225	506	4 968	21 346
90085090	Projector, enlarger & reducers other than microfilm, microfiche, microform whether/not capable of producing copies	84	84	4 230	4 230
90101000	Apparatus & equipment for automatically develop/expose photographic/ incl cinematographic film/paper ins roll	-	34	-	17
90106090	Projection screens < 300 inches	39	116	1 200	1 352
90109090	Parts & acc of oth apparatus & equipment for photographic laboratories	-	10 883	-	81 679
90118000	Microscopes, compound optical; (other than stereoscopic and microscopes for photomicrography, cinephotomicrography or microprojection)	-	2	-	1 482
90131000	Telescopic sights for fitting to arms periscopes, telescopes to part of mach	1	14	51	7 081
90132000	Lasers, other than laser diodes	712	916	9 210	20 429
90138010	Optical error verification & repair apparatus for PCB/PWB & PCA	600	617	56 321	59 889
90138020	Liquid crystal devices	18	178	1 284	25 029
90138090	Other devices, appliances & instruments of oth optical appliances	1 015	1 025	26 986	30 296
90139010	Parts & accessories of lasers other than laser diodes (sub head 901320)	1	1	5	5
90139090	Parts & acc of oth than goods of lasers, liquid crystal, oth device optical	20	21	13 217	13 342
90141000	Direction finding compasses	-	294	-	296 654
90142000	Instrum & appliances for aeronautical/space navigation (other than compasses)	36	149	900	2 600
90148011	Sonar or echo sounder of a kind used on ships	-	77	-	21 584
90148019	Oth navigation instrument & appl of used on ship work with an automatic data process mach	1	2	45	68
90148090	Other navigation instrument & appliances of oth used on ships	614	3 177	35 121	236 005
90149010	Parts & acc of navigation instrument & app of a kind used on ships, working in conjunction w/ auto data processing mach	-	1 644	-	8 282
90149090	Parts & acc of other navigation instruments & appliances	20	313	400	3 514
90151010	Rangefinders of used in photography or cinematography	61	61	836	836
90151090	Rangefinders other of used in photography or cinematography	6 414	6 430	384 498	386 632
90153000	Levels (measuring higher of ground)	7 181	16 667	389 265	959 228
90154000	Photogrammetrical surveying instruments and appliances	31	98	37	7 090
90158010	Radio sonde and radio wind apparatus	-	32	-	1 500
90158090	Other instruments & appliances other than radio sonde and radio wind apparatus	993	186 270	53 815	4 095 346
90159000	Parts & accessories of surveying instruments & appliances	5 148	20 926	638 558	1 784 362
90160000	Balances of a sensitivity of 5 cg or better, with/without weights	2	13	7	4 540
90171090	Drafting tables & mach, whether/not automatic other plotters,	205	555	12 437	29 401
90172010	Rulers, drawing, marking out, or mathematical calculating instruments	24	164	46	1 927
90172090	Oth drawing, marking-out/mathematical calculating instrument	2	31	7	12 015

Tabel 3 : Ekspor Indonesia menurut Komoditi ( Kode HS 8 digit )

Maret 2021

Kode H S	Uraian golongan barang	Berat bersih (Kg)		Nilai F.O.B. ( U S \$ )	
		Bulan ini	Kumulatif	Bulan ini	Kumulatif
(1)	(2)	(3)	(4)	(5)	(6)
90173000	Micrometers, callipers and gauges	1 152	4 210	46 644	176 596
90178000	Mathematical instruments and equipment; n.e.c. in heading no. 9017	549	3 994	7 839	247 631
90179090	Parts & acc of oth instruments for measuring length for use in the hand	29	194	5 340	8 980
90181100	Electro-cardiographs,used in medical	70	79	9 293	9 800
90181200	Ultrasonic scanning apparatus,used in medical	467	811	113 226	172 887
90181300	Magnetic resonance imaging apparatusused in medical	39	59	15 330	15 656
90181900	Medical, surgical instrmts&appliances; electro-diagnostic apparatus incl apparatus funct. exploratory exam/for checking physiological parameters, n.e.c. in item no. 9018.1	20 045	66 626	1 313 313	4 311 753
90182000	Ultra-violet/infra-red ray apparatus used in medical	-	32	-	329
90183110	Disposable syringes, with or without needles	463 431	989 895	2 428 706	5 148 616
90183190	Syringes, with/without needles oth than disposable syringes	1	3	5	2 177
90183200	Tubular metal needles and needles for sutures	31	59	320	890
90183910	Catheters	9 471	9 570	240 791	245 392
90183990	Cannulae and the like	15	17	2 441	2 650
90184100	Dental drill engines,whether/not combined on a single base with oth dental equip	-	1	-	5
90184900	Dental instruments and appliances; other than dental drill engines	1 661	3 590	124 109	282 704
90185000	Ophthalmic instruments and appliances	5 052	11 520	1 388 874	3 725 989
90189020	Intravenous administration set	10 842	21 051	67 074	126 800
90189030	Electronic instruments and appliances,used in medical	621	1 195	35 325	87 023
90189090	Other instruments and appliances,used in medical	1 079 566	3 036 444	10 470 480	30 297 661
90191010	Mechano-therapy appliances massage apparatus,psychological aptitude-testing apparatus	16 960	47 071	951 799	2 648 306
90191090	Mechano-therapy appliance massage,psychological aptitude-testing apparatus oth than electrically operated	17	45	343	862
90192000	Ozone therapy,oxygen therapy, aerosoltherapy, artificialrespiration/other therapeutic respiration apparatus	37 221	102 331	1 426 089	4 361 096
90200000	Breathing appliances&gas masks,excl protective masks having neither mechanical part nor replaceable filters	602	1 281	24 623	53 058
90211000	Orthopaedic or fracture appliances	-	60	-	579
90212100	Artificial teeth,orthopaedic or fracture appliances	2	4	1 045	1 327
90212900	Dental fittings,orthopaedic/fracture appliances	1	12	100	5 420
90213100	Artificial joints,orthopaedic/fracture appliances	173	173	199 148	199 148
90213900	Artificial parts of the body; excluding artificial joints	92	527	9 749	104 586
90214000	Hearing aids, excluding partsand accessories	4	11	269	2 266
90219000	Appliances; worn, carried or implanted in the body, to compensate for a defect or disability	4 852	14 802	438 698	1 252 074
90221200	Computed tomography apparatus	5 000	15 430	80 000	125 000
90221400	X-ray app for medical,surgical orveterinary uses	419	419	235 451	235 501
90221910	X-ray apparatus for the physical inspection of solderjoints on pcb/pwb assemblies	42	57	79 991	79 993
90221990	X-ray For radiografi or radiotherapy apparatus	-	278	-	136 814
90222100	Apparatus based on the use of alpha,beta/gamma radiations,for medicalsurgical,dental/veterinary uses	-	54	-	816
90223000	X-ray tubes	1 188	2 574	9 489	95 244
90229010	Parts&acc of x-ray apparatus for the physicalinspection of solder joints on pca	248	282	26 158	28 572
90229090	Part&acc oth of x-ray apparatus for the physinspection of solder joints on pca	1 880	4 762	308 498	877 947
90230000	Instruments apparatus&model,for demonstrational purposes (in education/exhibitions)	3 433	32 173	51 057	447 262
90241010	Mach&appliances for testing metals,electrically operated	6	13	1 073	1 312
90241020	Mach&appliances for testing metals,not-electrically operated	25	75	93	5 375
90248010	Oth mach& appliances for electrically operated	26	314	12 578	17 490
90248020	Oth mach& appliances for not electrically operated	190	347	1 665	9 082
90249010	Parts&acc for electrically operated mach&appliances	2	105	58	2 759
90249020	Parts&acc for non-electrically operated mach&appliances	-	30	-	190
90251100	Thermometers&pyrometers,liquid filled,for direct reading	30	66	415	3 026

Tabel 3 : Ekspor Indonesia menurut Komoditi ( Kode HS 8 digit )

Maret 2021

Kode H S	Uraian golongan barang	Berat bersih (Kg)		Nilai F.O.B. ( U S \$ )	
		Bulan ini	Kumulatif	Bulan ini	Kumulatif
(1)	(2)	(3)	(4)	(5)	(6)
90251911	Thermometers&pyrometers,elect operated,temperature gauges for motor vehicles	778	3 528	957 010	4 033 410
90251919	Thermometers&pyrometers,elect operated,oth temperature gauges for motor vehicles	7 895	13 656	1 701 068	4 176 208
90251920	Thermometers&pyrometers not electrically operated	1 082	1 895	20 875	34 206
90258020	Oth instruments of oth than thermometers&pyrometers, electrically operated	218	368	6 634	31 390
90258030	Oth instruments of oth than thermometers&pyrometers, not electrically operated	63	117	20 127	23 696
90259010	Parts&aces of hidrometer,termometer/similar instrument, electrically operated	952	984	961 783	967 557
90259020	Parts&aces of hidrometer,termometer/similar instrument, non electrically operated	2	2	8	8
90261010	Level gauges for motor vehicles electrically operated	31	982	4 240	53 773
90261020	Level gauges for motor vehicles not electrically operated	18	91	2 198	5 156
90261030	Oth instrument & apparatus for measuring/check the flow/level of liquid, electrically operated	825	2 155	32 894	94 007
90261040	Oth instrument & apparatus for measuring/check the flow/level of liquid,not electrically operated	167	430	3 171	13 224
90262010	Pressure gauges for motor vehicles,electrically operated	37	53	6 518	15 632
90262020	Pressure gauges for motor vehicle, not electrically operated	3 991	10 300	145 280	382 140
90262030	Oth measuring/checking pressure instruments, electrically operated	1 820	2 149	366 918	602 616
90262040	Other measuring/checking pressure instruments,not electrically operated	1 519	3 139	43 679	124 603
90268010	Oth instruments/apparatus for measuring/checking the flow,level,pressure,electrically operated	1 087	4 553	370 142	1 358 055
90268020	Oth instruments/apparatus for measuring/checking the flow,level,pressure, not electrically operated	2 003	2 527	19 356	154 101
90269010	Part&acc for electrically operated instrument&apparatus,measure/check the flow level,pressure	7 056	19 967	478 445	1 331 906
90269020	Part&acc for nonelectrically operated instrument&apparatus,measure/check the flow level,pressure	4 418	18 119	178 975	474 634
90271010	Gas/smoke analysis apparatus, electrically operated	750	2 071	93 334	263 311
90271020	Gas/smoke analysis apparatus, not electrically operated	49	1 308	7 739	37 913
90272010	Chromatographs&elektrophoresisinstruments, electrically operated	2	14	3	496
90272020	Chromatographs&elektrophoresisinstruments,not electrically operated	60	70	400	665
90273010	Spectro/spectrophotometers&spectrograph using optical radiation /UV, Visible, IR,electrically operated	18	51	50	7 397
90273020	Spectro/spectrophotometers&spectrograph using optical radiation/UV, Visible,IR,not electrically operated	103	112	45 801	57 016
90275010	Oth instrument&apparatus using optic radiations,(uv, visible, ir),electrically operated	1 837	4 968	291 922	994 339
90275020	Oth instrument&apparatus using optical radiations(uv, visible, IR),not electrically operated	-	27	-	844
90278010	Oth instruments&apparatus,exposure meters	10	23	25 882	26 370
90278030	Oth instruments&apparatus oth exposure meters,electricallyoperated	17 970	66 786	2 845 020	10 880 619
90278040	Oth instruments&apparatus oth exposure meters,not electrically operated	218	218	96 100	96 104
90279010	Parts&acc incl pca of head 9027,oth for gas/smoke analysis apparatus&microtomes	13	260	7 650	51 212
90279091	Microtomes, electrically operated	59	134	8 243	18 610
90279099	Microtomes,not electrically operated	97 005	250 756	1 053 196	2 825 177
90281090	Other gas meters	2 899	14 193	54 866	290 638
90282020	Water meters	179 329	482 905	1 996 424	5 362 895
90282090	Liquid meters other than water meters.	1	149	0	2 509
90283010	Kilowatt hour meters(kwh)	15 899	68 823	663 857	3 099 621
90283090	Electricity meters other than kilowatt hour meters (kwh)	1	48 092	15	1 274 965
90289010	Part&accessories,water meter housingsor bodies	1 399	11 750	8 817	84 774



Tabel 3 : Ekspor Indonesia menurut Komoditi ( Kode HS 8 digit )

Maret 2021

Kode H S	Uraian golongan barang	Berat bersih (Kg)		Nilai F.O.B. ( U S \$ )	
		Bulan ini	Kumulatif	Bulan ini	Kumulatif
(1)	(2)	(3)	(4)	(5)	(6)
90289090	Part&accessories,oth water meter housings or bodies	1 985	15 729	21 045	299 356
90291090	Revolution counters, production counters, mileometers,pedometers and the like	2 223	6 239	231 568	605 385
90292010	Speedometer for motor vehicles	35 658	115 158	1 675 887	5 280 938
90292020	Tachometers for motor vehicles	1 192	4 565	29 507	104 850
90292090	Other speed indicators & tachometers, stroboscopes not for vehicle	12 174	37 510	549 085	1 647 874
90299010	Parts & accessories of revolution countesr & the like of goods of subheading 902910,stroboscopes of subheading 902920	241	1 530	24 887	108 800
90299020	Parts & accessories of revolution countesr & the like of other goods of subheading 902920	22 129	70 583	875 016	2 736 225
90301000	Instruments & apparatus for measuring/ detecting ionisingradiations	80	186	47 227	54 180
90302000	Oscilloscopes and oscillographs	7	27	19 128	29 152
90303100	Multimeters without a recording device	569	1 973	175 655	534 438
90303200	Multimeters with a recording device	77	8 941	31 702	66 954
90303310	Instrument&app for measuring/checking voltage, current,resist/power on PCB/PWB/PCA Other, w/o a recording device	1 819	2 720	168 016	208 462
90303320	Impedance-measuring apparatus design to visual/audiblewarning of electrostatic discharge condition	3	11	30	1 055
90303390	Oth instruments&apparatus for measuring/check voltage without a record device	345	907	62 381	175 945
90303900	Instruments and apparatus; for measuring or checking voltage, current, resistance or power, with a recording device (excluding multimeters)	99	367	48 946	181 516
90304000	Instruments and apparatus; specially designed for telecommunications (e.g. cross-talk meters, gain measuring instruments, distortion factor meters, psophometers)	26	71	100 662	122 166
90308290	Instrument&app for measuring/checking semiconductoroth than wafer probers wafer/devices	-	39	-	17 150
90308490	Oth instrument&app with a record device for measure,check electrical quantities on PCB/PWB and PCA	1	1	214	214
90308910	Instrument&app,w/o a recording device for measuring/check elctr quantities on PCB/PWB&PCA, oth than subheading 903039	-	3	-	5 000
90308990	Oth instruments & apparatus,without recording device	42	110	50 441	56 921
90309010	Parts and accessories/including printed circuit assemblies of goods , subheading 9030.40 or 9030.82	247	631	230 026	525 576
90309030	Parts and accessories of optical instruments & appliances for measuring or checking PCB & PCA	202	390	4 233	20 703
90309040	Parts&accs of oth app for measuring or checking electrical quantities on PCB/PWB and PCA	596	1 860	76 000	232 251
90309090	Oth parts&acc (incl pca) of goods subhead 903040/903082 & measuring/checking & electrical quatities on PCB/PWB & PCA	283	956	8 678	52 726
90311010	Machines for balancing mechanical parts, electrically operated	8 022	8 061	72 383	77 344
90311020	Machines for balancing mechanical parts, not electrically operated	-	17	-	2 822
90312010	Test benches, electrically operated	-	1 087	-	52 089
90312020	Test benches,not electrically operated	40	167	52 060	54 810
90314100	Optical instruments & appliances; inspecting semiconductor wafers/devices/for inspecting photomasks/reticles used in manufacturing semiconductor devices, n.e.c. in chapter 90	-	4	-	105
90314910	Optical instrument&appliances for measuring surface particulate contamination on semiconductor wafers	9	11	7 369	7 717
90314930	Other optical instruments&appliances for measuring/checkingPCB/PWB & PCA	1	1	214	214
90314990	Other optical instruments and appliances for other purposes	4 672	14 782	977 211	2 891 144
90318010	Cable tester	236	254	8 696	11 184
90318090	Oth instruments,appliances and machines,other cable tester	88 147	203 242	2 119 585	6 097 830
90319011	Part&acc incl pca of optical instrument&appl,inspecting semiconductor wafer,&acc of optical appl elctly operated	438	1 174	403 062	933 752

Tabel 3 : Ekspor Indonesia menurut Komoditi ( Kode HS 8 digit )

Maret 2021

Kode H S	Uraian golongan barang	Berat bersih (Kg)		Nilai F.O.B. ( U S \$ )	
		Bulan ini	Kumulatif	Bulan ini	Kumulatif
(1)	(2)	(3)	(4)	(5)	(6)
90319013	Parts&acc of oth optical instruments&appl for measuring/checking PCB/PWB & PCA,elctrically operated	2	2	136	136
90319019	Oth parts&acc oth than inspect wafer/repair/measure PCB,PWB,PWA for elctrically operated	8 450	22 081	515 885	908 162
90319020	Oth part&acc for measuring/checking instrument appliance&machines,not elctrically operated	22	42	230	19 255
90321010	Thermostats, electrically operated	16 244	108 445	1 071 153	4 573 286
90321020	Thermostats, not electrically operated	116	214	28 604	42 690
90328100	Hydraulic or pneumatic	7	1 845	2 809	26 666
90328910	Apparatus w/i automatic data process mach for automaticlycontrol the propulsion,ballast/cargo handll system of ship	221	12 768	14 123	508 838
90328920	Automatic apparatus for regulating/controlling chem/electrochemical solutions in manufact PCB/PWB/PCA	281	690	24 624	63 107
90328931	Automatic regulating voltage units(stabilizers),electrically operated	935	2 813	28 327	87 948
90328939	Instrument&apparatus oth than automatic regulating voltage units(stabilizers),electrically operated	11 932	36 719	976 861	2 942 115
90328990	Oth automatic regulating/controlling instruments&app,not electrically operated	40 278	94 522	2 800 140	7 020 178
90329010	Parts&accessories of automatic data process mach,ballast/cargo handling sytem of ship of subheading 9032.89.10	1 521	1 521	2 814	2 814
90329030	Part & accessories automatic, regulating/controlling instruments & apparatus,of other elctly operated	99	99	503	547
90329090	Other part & accessories automatic, regulating/controlling instruments & apparatus,not elect operated	22 850	50 446	1 549 389	3 602 247
90330010	Parts&acc (not specifiedf/incl elsewhere in this chap) formach,appl,app of chap 90 for elect operated equipment	47 092	140 785	980 216	3 327 147
90330020	Parts&acc (not specifiedf/incl elsewhere in this chap) formach,appl,app of chap 90 for non elect operated equipment	227	272	8 085	9 385
91011100	Wrist-watches, elctly operated, whether/not incorporatinga stopwatch facility with mechanical display only	618	1 814	111 864	263 082
91011900	Wrist-watches, elctly operated, whether/not incorporatinga stopwatch facility without mechanical display only	28	71	33 073	35 059
91012100	Wrist-watches; not electrically operated, automatic winding, whether/not incorporating a stop-watch facility, case of precious metal or of metal clad with precious metal	21	34	94 255	94 388
91012900	Wrist-watches; not electrically operated, not automatic winding, whether or not incorporating a stop-watch facility, case of precious metal or of metal clad with precious metal	1 490	1 969	259 495	632 705
91019100	Pocket-watches&oth watches incl stopwatches with case of precious metal/of metal clad w/precious metal,elctly operate	1	1	10	10
91019900	Pocket-watches&oth watches incl stopwatches with case of precious metal/metal clad w/precious metal,no elctly operate	287	598	36 404	635 107
91021100	Wrist-watches, electrically operated, whether or notincorporating a stopwatch facility w/mechanical display only	6	20	11 325	34 632
91021200	Wrist-watches, electrically operated, whether or notincorporating a stopwatch facility w/optoelectr display only	121	131	25 841	26 031
91021900	Wrist-watches, electrically operated, whether/ not incorp.astopwatch facility w/o mechanical&optoelectr display only	184	481	124 097	236 810
91022100	Wrist-watches; whether or not incorporating a stop-watch facility, with automatic winding	25	47	162 100	192 700
91022900	Wrist-watches; whether or not incorporating a stop-watch facility, with other than automatic winding	391	567	117 313	762 243
91029900	Wrist-watches, pocket-waches&oth.watches with not electrically operated	116	489	121 840	464 684
91039000	Clocks with watch movements, excl clocks ofh9104 not elect operated	20	23	30	149
91040010	Instrument panel clocks& clocks of a similar type, for vhd	7	7	600	600

Tabel 3 : Ekspor Indonesia menurut Komoditi ( Kode HS 8 digit )

Maret 2021

Kode H S	Uraian golongan barang	Berat bersih (Kg)		Nilai F.O.B. ( U S \$ )	
		Bulan ini	Kumulatif	Bulan ini	Kumulatif
(1)	(2)	(3)	(4)	(5)	(6)
91051900	Alarm clocks,not electrically operated	11	37	95	557
91052100	Wall clocks, electrically operated	178	179	533	607
91052900	Wall clocks, not electrically operated	2 502	2 724	355	558
91059990	Oth clocks, oth than Marine chronometers not electrically operated	1	21	82	203
91061000	Time-registers,time-recorders	18 462	49 180	1 278 385	3 484 988
91069090	Oth time of day recording&measuring app oth than parkingmeter	7 098	17 403	549 046	1 341 895
91070000	Time switches with clock/watch movement/with synchronousmotor	1	5	44	282
91081200	Watch move comp&assem w/opto elect display only,electrically operated	124	124	28 680	28 680
91081900	Watch move comp&assem oth than mechanical,opto-elect, electrically operated	1	1	37	37
91082000	Watch move comp&assem with automatic winding	1	1	403	403
91091000	Clock movements,complete and assembled, electricallyoperated	5	5	135	135
91099000	Clock movements,complete and assembled,not electricallyoperated	109	109	3 987	3 987
91101100	Complete movements,unassem /partly assem(movement sets) ofwatch	109	128	298 568	433 774
91101200	Incomplete movements, assembled of watches	-	8	-	2 295
91109000	Clocks; movements, whether or not complete, incomplete, assembled or unassembled	-	11	-	75 135
91118000	Watch cases; n.e.c. in heading no. 9111	56	56	674	674
91119000	Parts of watch cases	-	224	-	12 679
91129000	Part of clock cases&cases of a similar type forother goods of this chapter	-	5	-	117
91139000	Watch straps, watch bands, watch bracelets, and parts thereof; n.e.c. in heading no. 9113	139	273	106 650	158 373
91144000	Plates and bridges of clock/watch parts	-	1	-	6
91149000	Clock or watch parts; other than springs (including hairsprings), dials, plates, and bridges	107	384	2 885	11 690
92011000	Upright pianos	943 398	2 816 770	8 281 854	24 285 108
92012000	Grand pianos	172 627	570 151	2 979 116	9 587 523
92019000	Musical instruments; harpsichords and other keyboard stringed instruments n.e.c. in heading no. 9201	327	353	7 628	8 523
92021000	String musical instrument(violins,harps), played with a bow	2	2 003	80	309 330
92029000	Musical instruments; string, played other than with a bow (e.g. guitars and harps)	350 655	1 080 229	10 363 699	31 346 911
92051000	Brass-wind instruments	9	26	173	1 631
92059010	Keyboard pipe organ,harmonium&similar keyboard instrumentsw/ free metal reeds	4	4	63	63
92059090	Other wind musical instruments	81 027	247 444	4 143 040	11 893 303
92060000	Percussion musical instruments (exp, drm,xylophones,cymbals, castanets)	295 906	639 943	493 930	1 605 403
92071000	Keyboard instruments,oth than accordions	1 842 606	5 823 060	20 411 056	56 464 819
92079000	Musical instruments; (other than keyboard), the sound of which is produced or must be amplified electrically	996 774	2 544 005	20 108 205	51 717 291
92081000	Musical boxes	42	49	572	890
92089090	Fairground,mech street organ,sing bird, musical saw,othmusical instrument	45	531	22	3 935
92093000	Musical instrument strings	832	1 326	73 915	117 641
92099110	Part&accessories, strung backs,keyboards& metal frames for upright pianos	136 644	423 218	900 277	2 781 259
92099190	Other parts and accessories for pianos	123 348	369 585	897 655	2 550 324
92099200	Parts & accessories for the musical instrument of stringmusical instrument	342	958	4 482	30 261
92099400	Parts&acc,the music instrument of sound of which isprod/must be amplified, elect	340 923	987 428	2 815 145	6 604 515
92099900	Parts & accessories for oth musical instruments	42 629	117 844	896 259	2 583 302

Tabel 3 : Ekspor Indonesia menurut Komoditi ( Kode HS 8 digit )

Maret 2021

Kode H S	Uraian golongan barang	Berat bersih (Kg)		Nilai F.O.B. ( U S \$ )	
		Bulan ini	Kumulatif	Bulan ini	Kumulatif
(1)	(2)	(3)	(4)	(5)	(6)
93059190	Parts&acc of military weapons of head 9301,of oth thanleath/textile materia	-	47	-	627 621
93070000	Swords,cutlasses,bayonets,lances&similar arms&parts thereof & scabbards & sheaths	4	72	372	1 215
94011000	Seats of a kind used for aircraft	-	38	-	486
94012010	Seats of a kind used for motor vehicles of heading 8702/8703/8702/8703/8704	14 768	35 004	51 936	223 623
94012090	Seats of a kind used for motor vehicles oth than of heading 8702/8703/8704	76 288	216 217	750 714	2 115 405
94013000	Swivel seats with variable height adjustment	140	626	1 973	5 477
94014000	Seats oth than garden seats/ camping equepment,comvertible into beds	-	2 670	-	362
94015200	Seats of bamboo	2 147	4 638	8 186	17 435
94015300	Seats of rattan	1 357 149	4 008 906	7 826 176	22 650 745
94015900	Seat of cane,osier or similar material	265 226	839 612	2 829 931	9 238 550
94016100	Seats; with wooden frames, upholstered, (excluding medical, surgical, dental, veterinary or barber furniture)	724 940	1 952 574	4 715 801	12 785 635
94016910	Oth seats,with wooden frames, non-upholstered, withbackrest and/or the seat made of rattan	486 012	1 314 214	2 700 107	6 956 258
94016990	Oth seats,with wooden frames, non-upholstered, withoutbackrest and/or the seat made of rattan	8 634 967	22 210 021	45 107 492	116 953 234
94017100	Seats; with metal frames, upholstered, (excluding medical, surgical, dental, veterinary or barber furniture)	250 424	898 040	2 085 907	6 303 227
94017910	Other seats, with metal frames, non-upholstered, withbackrest and/or the seat made of rattan	280 686	614 322	1 498 853	3 529 780
94017990	Other seats, with metal frames, non-upholstered, withoutbackrest and/or the seat made of rattan	875 824	2 132 041	5 649 596	14 102 279
94018000	Seats; n.e.c. in heading no. 9401, (excluding medical, surgical, dental, veterinary or barber furniture)	328 267	605 522	2 105 039	4 997 734
94019010	Parts of aircraft seats (head 94011000)	24 732	59 663	153 543	373 557
94019031	headrest stiffeners for seats of subheading 94012010,	633	1 407	1 996	18 275
94019039	Parts of other seats	539 869	1 646 069	3 142 130	9 345 642
94019040	Parts of seats of subheading 94013000	183	363	8 380	9 190
94019092	Parts of seats of plastics	243 620	553 922	2 445 548	5 209 056
94019099	Parts of seats of other than plastics	214 065	530 338	1 601 538	3 733 001
94021010	Medis furniture,dentists chair & parts thereof	701	1 386	2 441	2 559
94021030	Medis furniture,barbers chairs&similar chairs thereof &thereof	361	1 069	947	10 786
94029010	Furniture designed for medical,surgical/ veterinary purposes &parts thereof, oth than chairs	110 092	235 948	930 765	2 014 268
94029090	Oth furniture designed for medical, surgical/veterinary purpose&part thereof, oth than chairs and commodes	154 714	685 231	751 868	3 518 158
94031000	Metal furniture of a kind used in office	185 720	474 342	1 105 073	3 294 577
94032010	Oth metal furniture, fume cupboards	53 913	108 579	213 527	440 925
94032090	Oth metal furniture, other than fume cupboards	1 649 343	4 384 278	8 085 355	20 976 627
94033000	Wooden furniture of a kind used in offices	1 145 603	2 875 251	2 733 382	7 300 565
94034000	Wooden furniture of a kind used in the kitchen	4 419 773	13 372 159	10 243 485	33 587 695
94035000	Wooden furniture of a kind used in the bedroom	6 100 936	15 926 129	23 167 816	60 910 537
94036010	Oth wooden furniture,fume cupboard	-	978 237	-	3 912 614
94036090	Oth wooden furniture,oth than fume cupboard	26 154 011	71 902 802	89 790 112	246 574 261
94037010	Furniture of plastics for baby walker	988	989	4 457	4 467
94037020	Furniture of plastics for fume cupboard	-	30	-	464
94037090	Furniture of plastics oth than for baby walker,fumecupboard	265 357	684 097	2 586 242	6 248 609
94038200	Furniture of bamboo	62 168	204 974	149 851	514 752
94038300	Furniture of rattan	674 704	1 681 560	4 337 890	11 002 561
94038910	Fume Cupboard	2 174	7 713	16 976	31 894
94038990	Other furniture of cane, osier, bamboo or similar materials	374 119	756 918	2 105 691	4 082 292
94039010	Parts of baby walkers of plastics	4 670	6 491	35 414	46 643
94039090	Parts of metal, wood, plastics and bamboo furnitureother than baby walker	947 047	2 645 436	2 750 683	7 504 651
94041000	Mattress supports	108 453	390 962	328 706	1 256 399

Tabel 3 : Ekspor Indonesia menurut Komoditi ( Kode HS 8 digit )

Maret 2021

Kode H S	Uraian golongan barang	Berat bersih (Kg)		Nilai F.O.B. ( U S \$ )	
		Bulan ini	Kumulatif	Bulan ini	Kumulatif
(1)	(2)	(3)	(4)	(5)	(6)
94042110	Mattresses of cellular rubber, whether or not covered	163 481	224 441	1 020 636	1 733 745
94042120	Mattresses of cellular plastics, whether or not covered	4 426 045	10 871 945	16 142 956	39 259 878
94042910	Mattress springs of other materials	3 960 848	9 129 898	10 696 331	24 458 533
94042920	Mattress of hyperthermia or hypothermia type of othmaterials	-	112	-	844
94042990	Mattress of other materials excl spring mattress & hyperthermia or hypothermia type	1 163 041	2 453 567	3 123 047	6 647 671
94043000	Sleeping bags	2 505	4 268	60 395	102 336
94049010	Quilts,bedspreads & mattress protectors	29 600	164 332	311 837	732 872
94049090	Other articles of bedding&similar furnishing	363 072	958 352	3 570 465	9 160 955
94051020	Chandeliers&other electric ceiling/wall lighting fittings electric ceiling/wall lighting fittings for operating rooms	10	11	348	359
94051091	Spotlights for ceiling or wall	3	1 158	49	13 894
94051092	Fluorescent lamps and lighting fittings	7 411	7 458	380 134	380 344
94051099	Oth fluorescent lamps and lighting fittingsoth than for operating rooms	82 902	209 931	562 665	1 746 159
94052090	lamps of electric table,desk, bedside/ floor-standing lamps	30 067	137 495	196 909	897 681
94053000	Lighting sets of a kind used for christmas trees	630	8 200	4 830	66 184
94054020	Searchlights	1 328	6 169	37 893	133 690
94054040	Oth. electr lamps of spotlights	3 136	9 636	41 281	166 843
94054050	Oth electr lamps,of a kind used for lighting publicopenspace/thoroughfares	517	9 543	13 651	107 346
94054060	Other exterior lighting	6 971	13 317	142 697	281 025
94054080	Pilot lamp with fitting for electro-thermic domestic applic of heading 85.16	81 825	217 268	1 033 400	3 092 724
94054091	Fibre optic headband lamps of kind designed for medical use	3	4	124	907
94054099	Other lighting fittings	40 106	89 505	692 638	1 566 735
94055011	Non elect. Lamps of oil-burning, of bras forreligious rites	652	1 779	10 793	32 140
94055019	Other non elect. Lamps of oil-burning	683	1 222	12 310	15 512
94055040	Hurricane lamps	1 201	5 075	14 441	57 641
94055090	Other non elect lighting fittings	1 782	9 878	31 798	103 055
94056090	Others illuminated signs	1 596	4 247	46 025	136 575
94059140	Parts of globes and chimneys	-	211	-	1 302
94059190	Other parts of glass for other lamps & lighting fittings	475	1 057	400	1 123
94059290	Other parts of plastics for other lamps & lighting fittings	183	395	1 367	3 247
94059910	Parts Lampshades of textile material	1 126	3 379	17 305	22 880
94059920	Parts Lampshades of other material	8 545	21 310	63 453	202 811
94059930	Parts of lamp of subheading 9405.50.11 or 9405.50.19	10	10	2 503	2 503
94059940	Parts for searchlights or spotlightsoth than of glass & plastics	428	825	35 365	58 643
94059950	Parts of lamp made of ceramics or metal	755	1 381	27 560	48 687
94059990	Other parts of lamp not made of ceramics, metal, glass, orplastics	20 042	66 100	227 067	694 046
94061090	Prefabricated buildings of wood	52 618	268 232	138 943	408 856
94069019	Greenhouses of non-wood, fitted with mech/thermal equipment oth than made of iron/steel	4 994	4 994	8 508	8 508
94069020	Prefabricated buildings of non-wood, fitted withmechanical or thermal equipment made of plastics/ alumunium	2 128	5 716	11 024	82 613
94069030	Prefabricated buildings of non-wood, fitted withmechanical or thermal equipment of iron or steel	151 559	797 255	214 158	882 638
94069040	Prefabricated buildings of non-wood, fitted with mechanicalor thermal equipment of cement, concrete or artificial stone	16 666	16 666	5 440	5 440
94069090	Prefabricated buildings of non-wood, fitted withmechanical or thermal equipment made of oth material	47 537	114 571	24 976	171 463
95030010	Tricycles, scooters, pedal cars and similar wheeled toys;dolls carriages	17 781	33 994	91 350	197 984
95030021	Dolls, whether/not dressed	2 099 243	5 729 891	20 745 338	53 248 758
95030022	Garments & garments accessories; footwear & headgear of dolls	12 845	48 835	46 458	134 775
95030029	Other parts and accessories for dolls	13 922	31 231	123 540	307 649
95030030	Electric trains toys, includ tracks, signals and other accessories thereof	266	761	21 430	34 022

Tabel 3 : Ekspor Indonesia menurut Komoditi ( Kode HS 8 digit )

Maret 2021

Kode H S	Uraian golongan barang	Berat bersih (Kg)		Nilai F.O.B. ( U S \$ )	
		Bulan ini	Kumulatif	Bulan ini	Kumulatif
(1)	(2)	(3)	(4)	(5)	(6)
95030040	Reduces size model aircraft assembly kits, working or notmodels, working or not	181 516	388 086	3 120 324	4 031 514
95030050	Other construction sets& constructional toys, of materials other than plastics	3 960	45 042	50 097	253 548
95030060	Stuffed toys representing animals or non-human creatures	853 382	2 217 551	10 514 622	28 794 669
95030070	Puzzles of all kinds	44 026	102 192	242 393	378 215
95030091	Numerical/alphabetical/animal blocks or cut-out; wordbuilders/making set;	113 809	367 704	817 738	2 878 312
95030094	Toys of rubber	19	46	483	1 006
95030099	Other toys or parts	578 068	1 580 162	4 063 266	10 999 829
95042020	Tables for billiards of all kinds	2 505	2 871	5 330	7 993
95042030	Billiard chalks	400	1 200	6 480	19 920
95042090	Oth articles & accessories for billiards of all kinds	1 511	2 316	36 197	63 496
95043010	Pintables or slot machines, operated by coins and by oth means of payment	5	5	37	48
95043020	Parts of oth games of wood, paper or plastics	-	6	-	11
95043090	Other games, operated by coins and by oth means of payment	11 027	32 228	186 906	444 239
95044000	Playing cards	15 980	16 337	46 592	52 746
95045010	Video game consoles and machines, other than those of subheading 9504.30, that used with a television receiver	24	57	227	1 906
95045090	Video game consoles and machines, other than those of subheading 9504.30, that used without a television receiver	168	392	24 892	77 564
95049029	Darts & parts & accessories that made of material other than wood, paper and plastic	-	1	-	50
95049039	Other gambling equipment & paraphernalia equipment	-	3 072	-	3 053
95049092	Tables designed for game of wood/plastic not gambling equipment	-	1	-	19
95049093	Tables designed for games not of wood/ plastics, not gambling equipment	-	10	-	20
95049099	other table designed for games not wood/ plastics	214 393	345 834	399 054	646 609
95051000	Articles for christmas festivities	15 822	40 638	84 043	240 552
95059000	Festive,carnival/oth entertn.articles incl conjuringtricks & novelty jokes	4 339	29 330	16 041	173 362
95061100	Skis of snow-skis	-	55	-	308
95061200	Ski-fastenings (ski-bindings)	5 200	5 200	215	215
95061900	Snow-ski equipment	2 905	9 164	40 199	116 479
95062100	Sailboards	28 026	63 102	437 084	1 103 300
95062900	Water sport equipment; water-skis, surf-boards and other water-sport equipment, excluding sailboards	19 071	126 223	233 406	888 927
95063100	Golf clubs, complete	2 669	2 952	25 178	72 283
95063200	Balls for golf	343 643	1 032 084	2 555 573	7 415 750
95063900	Golf equipment; other than clubs and balls	7 520	11 013	162 150	229 504
95064010	Tables tennis	519	4 981	1 003	1 691
95064090	Oth articles & equip for table-tennis	422	1 249	11 867	45 726
95065100	Lawn-tennis rackets, whether/not strung	22	160	7	3 770
95065900	Badminton or similar rackets, whether/ not strung	61	1 247	204	99 191
95066100	Lawn-tennis balls	9 100	38 042	73 835	325 651
95066200	Inflatable balls	47 853	116 368	491 446	1 197 032
95066900	Balls; (other than inflatable or for lawn-tennis, golf or table-tennis)	338	3 548	5 781	73 034
95067000	Ice skates &roller skates, incl skating boots with skates attached	86	86	1 913	1 913
95069100	Artic & equip for general physics exercise, gymnastics or athletics	10 754	22 196	161 776	538 718
95069910	Bows (including crossbows) and arrows	7	22	107	1 148
95069920	Nets, cricket pads and shin guards	336	93 641	7 916	381 634
95069930	Shuttlecocks	365	1 026	7 007	30 336
95069990	Articles & equipment for outdoor games, swimming pools and paddling tools	84 957	159 544	738 810	1 519 414
95071000	Fishing rods	25 192	65 431	3 352 343	8 574 952
95072000	Fish-hooks, whether/not snelled	20 112	52 375	1 503 390	3 463 434
95073000	Fishing reels	1 794	3 445	36 764	84 068

Tabel 3 : Ekspor Indonesia menurut Komoditi ( Kode HS 8 digit )

Maret 2021

Kode H S	Uraian golongan barang	Berat bersih (Kg)		Nilai F.O.B. ( U S \$ )	
		Bulan ini	Kumulatif	Bulan ini	Kumulatif
(1)	(2)	(3)	(4)	(5)	(6)
95079000	Fishing tackle n.e.c., butterfly nets, decoy birds (other than those of heading no. 9208 or 9705) and similar hunting or shooting requisites	24 491	95 613	781 311	2 834 102
96011090	Articles of ivory oth than cigarette cases, tobaccojars, and ornamen	-	105	-	1 229
96019011	Cigar or cigarette cases, tobacco jars;ornamental articles of mother-of-pearl or tortoise-shell	4 460	20 991	32 830	156 491
96019019	Oth article made of mother-of-pearl or tortoise-shell exclcigar/cigarette case, tobacco jar, ornamental&pearl nucleus	46 191	76 648	125 665	359 588
96019090	Bone, horn, antlers, coral, and articles made of them	711	875	14 839	21 552
96020010	Gelatin capsules for pharmaceutical products	66 298	163 697	1 655 653	4 243 439
96020020	Cigar/cigarette cases, tobacco jars & household ornamentalarticles	27 700	48 970	5 850	11 485
96020090	Oth worked veget/minerl carving material&articles of these materials	2 846	9 536	21 867	56 990
96031010	Brushes consisting of twig/oth vegetable materials bound together	159 195	244 890	72 184	120 734
96031020	Brooms consisting of twig/oth vegetable materials boundtogether	5 296 869	13 772 596	2 122 395	5 384 621
96032100	Tooth brushes, incl dental-plate brushes	34 348	178 359	462 136	1 863 585
96032900	Shaving brushes,hair brush,nail brush, eyelash &oth brushfor use on the person	20 755	43 400	245 466	550 454
96033000	Artists' brushes, writing brush &similar brushes for the application of cosmetic	12	988	242	10 343
96034000	Paint,distemper, varnish/similar brushes oth than 9603.30;Paint pads & rollers	357 321	933 627	1 594 867	4 231 381
96035000	Brushes; constituting parts of machines, appliances or vehicles	82	456	436	14 342
96039010	Prepared knots and tufts for broom or brush making	26 000	40 618	105 990	165 883
96039020	Hand-operated mechanical floor sweepers, not motorised	12	62	12	48
96039040	Other brushes, other than tooth brush, hair brush, shavingbrush	11	211	34	3 759
96039090	Mops and feather dusters; squeegees (oth than rollersqueegees)	32 447	79 298	229 997	464 752
96040010	Hand sieves and hand riddles of metal	-	124	-	554
96040090	Hand sieves and hand riddles of other material	6	35	12	28
96050000	Travel sets for personal toilet, sewingor shoe or clothes cleaning	8 004	18 645	53 742	109 663
96061010	Press-fasteners, snap-fasteners and press-studs and part therefor of plastic	0	4	6	143
96061090	Press-fasteners, snap-fasteners and press-studs and part therefor of other	2 391	11 388	18 414	153 778
96062100	Buttons of plastics, not covered with textile material	-	1 619	-	3 099
96062200	Buttons of base metal, not covered with textile material	6	12	32	238
96062900	Buttons; of other than base metal or plastics, not covered with textile material	15 351	32 883	139 086	231 321
96063010	Button moulds & other parts of buttons; button blanks, of plastic	1 362	2 626	17 984	34 686
96063090	Button moulds & other parts of buttons; button blanks, of other material	4 389	10 199	155 376	304 154
96071100	Slide fasteners fitted with chain scoops of base metal	84 458	155 898	154 790	312 572
96071900	Slide fasteners; other than those fitted with chain scoops of base metal	35 737	104 219	335 408	956 633
96072000	Parts of slide fasteners	1 438 184	4 064 491	9 235 190	25 481 658
96081010	Ball point pens of plastics	9 312	26 595	135 611	424 201
96081090	Ball point pens of other than plastics	26 446	65 927	616 561	1 647 276
96082000	Felt tipped & other porous-tipped pens and markers	66 296	161 891	587 688	1 442 729
96083020	Fountain pens	98	107	8 328	9 890
96083090	Oth fountain pens, stylograph pens and other pens	115	456	1 046	116 063
96084000	Propelling or sliding pencils	300	658	13 656	26 247
96085000	Sets of articles from two or more ofthe foregoing subheadings	50	290	528	1 735

Tabel 3 : Ekspor Indonesia menurut Komoditi ( Kode HS 8 digit )

Maret 2021

Kode H S	Uraian golongan barang	Berat bersih (Kg)		Nilai F.O.B. ( U S \$ )	
		Bulan ini	Kumulatif	Bulan ini	Kumulatif
(1)	(2)	(3)	(4)	(5)	(6)
96086090	Refills for ball point pens, comprising the ball point&ink-of other than plastics	422	1 331	19 687	57 730
96089190	Pen nibs and nib points of oth than gold and gold platedPen nibs and nib points of oth material	24	133	365	5 405
96089999	Penholders,pencil-holders&similar holder;parts of ball poin	12	162	29	4 292
96091010	Black pencils, with lead encased in a rigid sheath	51 390	203 053	456 204	1 877 097
96091090	Crayons & oth pencils with lead encased in a rigid sheath	227 167	575 305	2 238 836	5 873 470
96092000	Pencil leads, black or coloured	18 557	59 332	79 960	324 881
96099030	Pencils & crayons other than those of subheading 9609.10	2	2	20	20
96099091	Writing or drawing chalks	34 001	91 176	28 755	84 270
96099099	Pastels, drawing charcoals, tailors' cha and other pencils	788 111	2 285 918	1 637 022	4 427 829
96100010	School slates, with writing or drawing surfaces	29 676	48 910	61 939	104 752
96100090	Boards and oth slates, with writing or drawing surfaces	131 863	441 053	296 165	998 220
96110000	Date, seal/numbering stamps & the like,in the hand operatd;hand composing stick	27	74	2 425	4 470
96121010	Ribbons of textile fabric	90 952	246 245	2 275 253	6 078 367
96121090	Ribbons of other materials or similar ribbons	8 675	19 691	86 025	256 180
96131010	Pocket lighters, gas fuelled, non- refillable of plastics	4 010	4 010	23 310	23 310
96131090	Pocket lighters, gas fuelled, non-refillable of other materials	-	1	-	203
96132090	Pocket lighters, gas fuelled, refillable of other materials	-	2	-	180
96138010	Piezo-electric lighters for stoves and ranges	90 203	186 594	471 739	981 780
96138090	Lighters; whether or not mechanical or electrical, n.e.c. in heading no. 9613	0	0	17	17
96139010	Refilled cartridge or oth receptaclespart of mechncl lighter,cont liquid fuel	230	230	20 900	20 900
96139090	Other parts of lighters	2	2	40	40
96140090	Smoking pipes and cigar or cigaretteholder and parts thereof	30	53	1 645	4 325
96151120	Combs, hair-slides and the like of hard rubbers	902	2 337	5 720	14 820
96151130	Combs, hair-slides and the like of plastics	856	865	12 440	12 515
96151900	Combs, hair-slides and the likeother than hard rubbers or plastics	77	1 067	1 312	10 198
96159019	Other decorative hair pins	45	249	498	2 755
96159092	Curling grips, hair-curlers and the like of iron or steel	-	124	-	812
96159099	Other curling grips, hair-curlers and the like	0	102	45	490
96161010	Scent sprays and similar toilet sprays	392	13 841	524	291 770
96161020	Mounts and heads of scent sprays and similar toilet sprays	23 836	69 546	133 469	384 482
96162000	Powder-puffs & pads for the applicationof cosmetics or toilet preparations	99	300	724	4 833
96170010	Vacuum flasks and other vacuum vessels	3 283	6 597	6 185	19 342
96180000	Tailor' dummies, oth lay figure;automata& animated displ. shop window dressing	6 904	19 740	253 702	763 250
96190011	Disposible sanitary towel,tanpon,napkinwith an absorbent core of textile	37 720	86 991	97 861	280 910
96190012	Sanitary towels and tampons of paper, paper pulp, cellulose wadding or webs of cellulose fibres	192 764	573 226	1 012 392	2 829 841
96190013	Baby napkins and pads for incontinence, of paper, paper pulp, cellulose wadding or webs of cellulose fibres	2 315 167	6 173 230	5 545 418	15 553 437
96190014	Other disposable articles made of paper, paper pulp, cellulose wadding or webs of cellulose fibres	28 195	58 354	84 496	178 384
96190019	Oth disposible sanitary towel, tampons, napkins and napkinsliners for babies	722 418	1 908 920	1 521 250	4 466 784
96190099	Oth sanitary towel, tampons, napkins, with an absorbent core of wad of oth material	12 198	24 813	31 957	103 416
96200010	Monopods, bipods, tripods and similar articles made of plastics	2 002	4 232	49 264	102 427
96200030	Monopods, bipods, tripods and similar articles made of iron and steel	7	12	70	105
96200040	Monopods, bipods, tripods and similar articles made of alumunium	144	1 739	6 351	33 331
96200090	Monopods, bipods, tripods and similar articles made of other material	1	320	8	6 140
97011000	Paintings, drawings and pastels,executed entirely by hand	8 903	30 386	191 855	600 801



**Tabel 3 : Ekspor Indonesia menurut Komoditi ( Kode HS 8 digit )**

**Maret 2021**

Kode H S	Uraian golongan barang	Berat bersih (Kg)		Nilai F.O.B. ( U S \$ )	
		Bulan ini	Kumulatif	Bulan ini	Kumulatif
(1)	(2)	(3)	(4)	(5)	(6)
97019000	Colleges & similar decorative plaquesexecuted entirely by hand	7 144	31 833	107 445	408 590
97030000	Original sculptures and statuary, in any material.	68 982	162 415	79 150	189 038
97040000	Postage/revenue stamps, stamp postmark,first-day covers, stamped paper	20	28	578	962
99991000	Postal packages n.c.a.k	82 093	219 030	1 238 577	3 499 360
<b>Total Ekspor</b>		<b>50 554 093 665</b>	<b>150 778 680 168</b>	<b>18 354 446 838</b>	<b>48 904 278 433</b>

Sumber : dokumen PEB dan non PEB, diolah

<https://www.bps.go.id>

Tabel 4. Ekspor Indonesia menurut Negara Tujuan

Maret 2021

Kode Negara	Negara Tujuan	Berat bersih / Net weight (Kg)		Nilai / Value F.O.B. ( U S \$ )	
		Bulan ini	Kumulatif	Bulan ini	Kumulatif
(1)	(2)	(3)	(4)	(5)	(6)
JP	JAPAN	3 234 704 530	9 621 990 039	1 442 990 365	4 113 094 132
HK	HONG KONG	336 280 661	978 068 390	137 123 931	367 661 993
KR	KOREA, REPUBLIC OF	2 849 805 503	7 026 498 542	614 387 745	1 767 128 012
TW	TAIWAN	1 680 291 569	4 141 210 022	360 555 790	1 105 989 755
CN	CHINA	14 758 750 577	58 053 508 861	3 863 299 693	10 208 536 693
MN	MONGOLIA	402 956	808 664	860 404	2 108 837
MO	MACAU	17 203	47 741	142 205	319 445
PG	PAPUA NEW GUINEA	22 649 153	54 514 243	19 913 658	43 288 436
TH	THAILAND	2 232 232 818	5 819 080 030	609 845 037	1 850 599 133
SG	SINGAPORE	1 794 682 358	4 993 706 104	975 237 777	2 584 133 803
PH	PHILIPPINES	2 822 637 578	7 552 201 424	699 985 000	1 883 233 587
MY	MALAYSIA	3 004 188 573	8 938 809 459	996 164 123	2 693 146 721
MM	MYANMAR	76 810 709	285 394 690	70 978 590	261 487 912
KH	CAMBODIA	291 893 766	727 507 407	55 920 620	151 999 879
BN	BRUNEI DARUSSALAM	125 080 525	423 772 090	16 252 546	46 631 228
LA	LAO PEOPLE'S DEM. REP.	114 862	308 715	837 517	1 876 111
NP	NEPAL	1 519 274	5 158 761	1 776 143	6 185 865
BT	BHUTAN	15 522	22 452	38 587	52 237
VN	VIET NAM	2 097 285 254	4 463 828 319	607 691 728	1 536 636 390
MV	MALDIVES	12 617 871	37 480 923	3 196 661	9 443 197
IN	INDIA	9 740 308 783	22 868 485 322	1 243 622 832	2 870 516 426
PK	PAKISTAN	414 877 586	1 396 762 194	242 289 678	781 449 829
BD	BANGLADESH	1 650 593 743	3 962 020 151	308 422 083	708 874 003
LK	SRI LANKA	113 247 960	356 939 245	60 213 789	127 127 745
AF	AFGHANISTAN	1 138 801	2 250 661	1 551 624	5 124 542
IQ	IRAQ	8 490 259	31 447 116	13 252 020	39 852 740
IR	IRAN (ISLAMIC REPUBLIC OF)	5 360 795	21 243 992	11 117 320	26 979 886
SA	SAUDI ARABIA	107 759 491	238 554 085	150 933 890	421 701 828
IL	ISRAEL	5 572 357	17 042 192	16 524 775	47 511 554
KW	KUWAIT	5 038 685	13 565 496	14 046 529	38 797 530
JO	JORDAN	8 727 387	28 475 920	17 966 828	38 829 028
LB	LEBANON	3 961 544	11 556 544	4 771 002	13 288 388
PS	PALESTINA	19 161	22 696	31 913	53 498
YE	YEMEN	11 690 206	23 596 116	13 228 997	30 710 357
OM	OMAN	21 370 603	47 707 820	26 163 999	59 601 739
SY	SYRIA ARAB REPUBLIC	975 638	3 337 138	2 251 491	7 263 065
TR	TURKEY	69 709 776	169 617 295	128 080 461	306 525 952
AE	UNITED ARAB EMIRATES	66 994 257	239 596 269	160 885 767	400 985 306
QA	QATAR	8 535 480	16 667 839	26 008 125	42 539 994
BH	BAHRAIN	2 967 404	6 879 402	4 723 485	13 710 534
CY	CYPRUS	385 215	1 825 075	632 983	2 365 535
EG	EGYPT	113 514 843	355 215 831	131 873 891	383 265 096
LY	LIBYAN ARAB JAMAHIRIYA	2 195 165	3 319 404	2 682 001	5 030 210
MA	MOROCCO	3 522 052	12 773 595	9 612 378	27 870 518
TN	TUNISIA	5 931 960	16 038 083	7 267 805	19 022 910
DZ	ALGERIA	21 444 321	57 212 902	21 091 871	61 721 502
SD	SUDAN	21 920 047	25 802 507	22 399 513	31 187 181
NA	NAMIBIA	12 160	167 230	11 835	194 814
ET	ETHIOPIA	3 074 075	6 582 860	3 350 169	7 525 727
TZ	TANZANIA, UNITED REP. OF	58 146 844	106 503 938	61 903 731	109 507 352
MG	MADAGASCAR	5 803 334	13 479 455	5 273 464	12 327 873
SO	SOMALIA	5 070 248	9 703 290	9 741 586	19 292 719
KE	KENYA	40 909 512	124 219 823	44 272 421	119 462 865
RE	REUNION	784 603	1 801 047	1 033 627	3 006 920
MZ	MOZAMBIQUE	6 739 817	65 531 941	7 344 171	15 743 823
BW	BOTSWANA	25 000	50 000	25 439	53 039
GQ	EQUATORIAL GUINEA	2 013 605	3 785 324	2 056 095	4 013 898
TG	TOGO	15 100 769	49 723 395	18 727 430	57 848 073
GH	GHANA	15 071 568	39 951 356	16 486 831	44 381 646
LR	LIBERIA	6 814 105	12 935 185	6 602 368	12 773 063
GN	GUINEA	1 131 374	32 164 401	2 886 910	33 681 821
AO	ANGOLA	13 328 990	29 693 703	11 375 141	25 235 434

Tabel 4. Ekspor Indonesia menurut Negara Tujuan

Maret 2021

Kode Negara	Negara Tujuan	Berat bersih / Net weight (Kg)		Nilai / Value F.O.B. ( U S \$ )	
		Bulan ini	Kumulatif	Bulan ini	Kumulatif
(1)	(2)	(3)	(4)	(5)	(6)
CG	CONGO	3 426 340	11 988 661	3 226 586	11 968 800
CM	CAMEROON	1 012 548	5 657 706	1 681 767	7 570 107
NG	NIGERIA	28 191 319	68 781 752	40 917 177	99 116 117
SL	SIERRA LEONE	549 111	1 800 820	774 103	2 559 729
GA	GABON	476 849	996 569	965 594	1 781 351
CI	COTE D'IVOIRE	55 127 049	69 181 002	8 934 634	25 041 342
SN	SENEGAL	5 630 482	15 493 332	30 269 912	40 890 573
MR	MAURITANIA	11 256 578	25 486 815	11 216 330	24 604 062
ML	MALI	596 437	1 422 309	1 041 554	2 049 405
BJ	BENIN	17 080 008	48 515 753	18 934 392	51 080 290
BF	BURKINA FASO	308 549	917 850	1 651 598	4 319 888
GW	GUINEA BISSAU	19 286	368 786	13 240	264 850
GM	GAMBIA	5 420 696	13 312 246	5 908 001	13 757 943
SC	SEYCHELLES	72 457	114 916	210 213	376 678
UG	UGANDA	96 432	535 811	378 215	1 516 187
CF	CENTRAL AFRICAN REPUBLIC	480 000	963 000	469 440	793 050
NE	NIGER	151 155	434 396	566 738	1 857 767
TD	CHAD	19 080	19 080	41 975	41 975
DJ	DJIBOUTI	50 499 512	75 168 493	51 067 181	76 354 139
ST	SAO TOME AND PRINCIPE	428 850	570 026	515 178	611 633
SZ	SWAZILAND	30 094	108 513	174 185	564 310
ZA	SOUTH AFRICA	78 867 812	159 350 946	93 431 256	202 330 410
ZW	ZIMBABWE	99 772	147 486	174 489	248 309
ZM	ZAMBIA	25 966	27 886	415 227	567 892
MW	MALAWI	1 224 312	3 315 361	770 657	2 270 071
KM	COMOROS	249 199	934 440	378 335	1 089 259
BI	BURUNDI	11 347	58 173	30 222	177 520
MU	MAURITIUS	47 790 568	104 180 829	6 385 609	16 275 256
RW	RWANDA	84	89	793	797
YT	MAYOTTE	413 005	704 830	314 162	649 364
CD	DEMOCRATIC REP. OF THE CONGO	601 836	1 562 870	1 227 420	2 858 661
AU	AUSTRALIA	210 659 650	786 540 302	271 603 889	802 250 884
NZ	NEW ZEALAND	171 723 123	694 299 121	43 258 455	152 373 636
FM	MICRONESIA, FED. STATES OF	80 923	253 348	144 212	353 288
GU	GUAM	68 587	194 999	64 300	148 280
PW	PALAU	2 610	56 720	6 095	47 615
NR	NAURU	7 562	25 108	19 865	74 493
NC	NEW CALEDONIA	257 343	1 043 926	557 552	2 063 761
MP	NORTHERN MARIANA ISLANDS	2 150	72 321	8 812	134 828
VC	SAINT VINCENT AND THE GRENADINES	2	15 053	182	16 752
VU	VANUATU	292 901	724 554	417 706	964 181
WF	WALLIS AND FUTUNA ISLANDS	-	7 060	-	26 004
AS	AMERICAN SAMOA	116 395	304 921	131 852	283 966
CK	COOK ISLANDS	12 597	71 028	28 158	158 350
FJ	FIJI	31 135 467	33 088 442	2 109 618	5 924 260
KI	KIRIBATI	250 408	757 621	358 254	995 412
MH	MARSHALL ISLANDS	82 976	252 291	324 738	668 981
WS	SAMOA	465 047	1 350 936	834 972	2 320 479
SB	SOLOMON ISLANDS	955 392	2 199 576	1 625 308	3 798 521
TO	TONGA	292 419	765 068	381 197	1 170 300
TV	TUVALU	17 629	17 629	24 088	24 088
TK	TOKELAU	-	8 029	-	24 654
TL	EAST TIMOR	30 655 211	96 000 059	16 716 731	52 278 092
US	UNITED STATES	485 004 285	1 480 304 473	2 070 173 640	5 601 088 925
CA	CANADA	23 506 934	70 120 186	98 205 340	239 962 329
MX	MEXICO	72 448 585	229 100 055	99 963 726	291 481 460
GT	GUATEMALA	5 273 093	8 876 192	8 151 637	15 416 410
HN	HONDURAS	1 807 439	8 331 583	6 207 630	19 055 030
NI	NICARAGUA	17 123 642	17 792 173	8 559 201	10 658 267
PA	PANAMA	1 034 812	3 021 656	5 808 353	12 877 628
CU	CUBA	1 256 462	4 522 494	1 052 631	3 703 465
SR	SURINAME	157 243	699 446	305 064	952 347

Tabel 4. Ekspor Indonesia menurut Negara Tujuan

Maret 2021

Kode Negara	Negara Tujuan	Berat bersih / Net weight (Kg)		Nilai / Value F.O.B. ( U S \$ )	
		Bulan ini	Kumulatif	Bulan ini	Kumulatif
(1)	(2)	(3)	(4)	(5)	(6)
CL	CHILE	4 717 236	15 105 629	17 843 721	53 946 061
VE	VENEZUELA	882 969	3 131 203	1 500 987	4 509 250
AR	ARGENTINA	6 485 847	17 097 259	20 705 997	50 722 421
BR	BRAZIL	50 141 555	159 539 826	124 274 227	337 112 268
CO	COLOMBIA	18 497 728	82 299 133	31 372 620	82 289 512
BO	BOLIVIA	979 917	2 407 198	2 139 891	5 814 915
UY	URUGUAY	1 828 634	4 863 875	4 135 522	10 746 117
PY	PARAGUAY	306 450	864 209	1 423 367	3 563 775
EC	ECUADOR	24 374 687	28 551 726	13 694 248	22 185 048
PE	PERU	7 191 080	26 378 543	22 446 872	62 086 655
GY	GUYANA	296 786	524 349	329 964	785 628
TT	TRINIDAD AND TOBAGO	1 103 583	2 839 415	1 573 827	3 783 818
BS	BAHAMAS	-	43 598	-	69 976
JM	JAMAICA	734 765	2 330 351	1 220 123	3 343 114
PR	PUERTO RICO	1 284 704	3 323 622	4 577 229	10 866 207
BZ	BELIZE	9 684	119 378	25 652	398 612
DO	DOMINICAN REPUBLIC	1 762 725	4 378 239	4 531 370	10 346 827
SV	EL SALVADOR	9 703 183	11 159 461	5 097 546	8 400 530
CR	COSTA RICA	522 967	2 741 312	1 839 305	6 509 884
HT	HAITI	10 864 166	29 812 074	10 308 471	28 264 718
BB	BARBADOS	74 239	192 084	109 916	281 949
AG	ANTIGUA AND BARBUDA	4 700	19 176	27 619	76 070
AW	ARUBA	61 780	75 694	75 782	121 302
BM	BERMUDA	20 100	43 406	184 606	444 618
CV	CAPE VERDE	21 000	114 831	14 595	96 241
KY	CAYMAN ISLANDS	9 963	20 063	46 061	107 276
DM	DOMINICA	28 808	58 877	54 045	156 030
GF	FRENCH GUIANA	71 042	117 863	68 012	156 567
PF	FRENCH POLYNESIA	348 493	53 642 053	687 683	3 896 805
GD	GRENADA	123 903	164 056	140 564	172 428
MQ	MARTINIQUE	77 699	261 682	227 572	879 260
AN	NETHERLANDS ANTILLES	62 141	156 463	440 082	849 285
LC	SAINT LUCIA	17 442	40 662	21 132	219 024
TC	TURKS AND CAICOS ISLANDS	895	901	2 130	3 560
GP	GADELOUPE	137 733	366 970	658 240	1 279 937
KN	SAINT KITTS AND NEVIS	1 290	1 290	11 014	11 014
VG	VIRGIN ISLANDS (BRITISH)	6 687	16 697	34 960	88 907
VI	U.S. VIRGIN ISLANDS	1	1 660	56	12 444
GB	UNITED KINGDOM	42 277 591	104 749 525	124 432 910	326 301 296
NL	NETHERLANDS	440 628 613	983 646 785	399 786 152	971 747 005
FR	FRANCE	19 974 513	68 840 538	81 793 891	243 133 513
DE	GERMANY, FED. REP. OF	58 489 038	160 191 657	259 483 577	711 303 761
AT	AUSTRIA	493 178	1 126 732	3 077 800	8 696 512
BE	BELGIUM	30 153 436	94 280 883	113 162 602	337 901 986
CH	SWITZERLAND	527 369	1 506 327	89 948 323	178 187 408
LU	LUXEMBOURG	2 083 941	5 459 140	4 151 918	9 634 975
GI	GIBRALTAR	266 846	266 846	84 571	84 571
MC	MONACO	3 774	4 234	56 703	75 146
DK	DENMARK	8 769 183	22 886 314	21 414 362	53 809 048
NO	NORWAY	645 119	4 267 305	4 414 590	12 836 722
SE	SWEDEN	7 128 993	20 425 775	16 057 504	48 905 936
FI	FINLAND	2 225 990	9 465 243	6 827 986	24 355 298
IE	IRELAND	2 439 344	5 315 672	6 055 750	15 585 490
IT	ITALY	174 534 142	327 896 658	244 071 438	478 999 425
ES	SPAIN	123 474 460	332 549 035	147 413 586	415 046 075
PT	PORTUGAL	10 701 223	16 824 894	14 965 208	34 256 686
IS	ICELAND	16 007	16 590	29 056	46 996
GR	GREECE	10 405 272	32 707 955	14 051 936	40 334 988
LI	LIECHTENSTEIN	1	9	25	819
HU	HUNGARY	1 278 970	4 603 485	7 954 799	22 052 154
PL	POLAND	11 868 630	36 154 937	48 742 333	132 546 612
RO	ROMANIA	7 024 983	18 426 972	13 098 348	34 959 234

Tabel 4. Ekspor Indonesia menurut Negara Tujuan

Maret 2021

Kode Negara	Negara Tujuan	Berat bersih / Net weight (Kg)		Nilai / Value F.O.B. ( U S \$ )	
		Bulan ini	Kumulatif	Bulan ini	Kumulatif
(1)	(2)	(3)	(4)	(5)	(6)
BG	BULGARIA	2 835 289	5 599 068	5 015 396	9 447 298
AL	ALBANIA	493 495	1 269 258	614 356	1 585 045
AM	ARMENIA	88 821	175 771	159 032	368 591
AZ	AZERBAIJAN	108 288	197 778	253 175	571 623
BY	BELARUS	17 811	23 561	76 277	150 923
KZ	KAZAKHSTAN	758 933	1 973 765	1 117 201	3 265 407
KG	KYRGYZSTAN	295 013	367 171	640 856	819 232
MD	MOLDOVA, REPUBLIC OF	2 300	17 771	2 200	222 797
TJ	TAJIKISTAN	-	75 986	-	62 368
TM	TURKMENISTAN	91 448	155 535	150 776	351 172
UA	UKRAINE	44 128 588	103 164 792	47 055 859	108 593 590
UZ	UZBEKISTAN	230 345	1 460 537	1 072 558	4 649 138
LT	LITHUANIA	346 917	1 534 702	1 388 172	3 993 140
LV	LATVIA	3 243 565	10 476 430	6 139 455	17 325 576
EE	ESTONIA	2 060 794	66 314 249	7 855 027	77 922 823
GE	GEORGIA	5 175 336	18 877 562	5 165 610	33 222 230
HR	CROATIA	2 678 578	7 847 174	4 138 334	10 621 640
BA	BOSNIA AND HERZEGOVINA	17 003	37 734	24 332	276 413
MT	MALTA	84 775	229 480	118 765	401 416
SK	SLOVAKIA	184 119	440 261	2 816 735	6 356 530
SI	SLOVENIA	3 771 819	9 584 793	8 859 474	19 906 013
CZ	CZECH REPUBLIC	973 340	3 181 094	6 556 291	21 828 876
MK	REP. OF MACEDONIA	223 819	404 345	267 599	473 710
RU	RUSSIA FEDERATION	90 639 696	238 668 230	131 475 724	337 361 384
RS	SERBIA	219 983	544 855	1 055 096	2 294 472
ME	MONTENEGRO	147 988	538 086	442 390	1 053 573
<b>TOTAL EKSPOR</b>		<b>50 554 093 665</b>	<b>150 778 680 168</b>	<b>18 354 446 838</b>	<b>48 904 278 433</b>

Sumber : dokumen PEB dan non PEB, diolah

Tabel 5 : Ekspor Indonesia menurut Provinsi dan Pelabuhan muat

Maret 2021

Pelabuhan	Pelabuhan Muat	Berat bersih / Net weight (Kg)		Nilai / Value F.O.B. ( U S \$ )	
		Bulan ini	Kumulatif	Bulan ini	Kumulatif
(1)	(2)	(3)	(4)	(5)	(6)
<b>ACEH</b>		<b>1 061 329 941</b>	<b>2 763 938 966</b>	<b>33 804 878</b>	<b>77 217 420</b>
IDLSW	LHOK SEUMAWE	22 510 892	22 510 892	7 944 954	7 944 954
IDMEQ	MEULABOH	1 038 817 000	2 741 370 000	25 857 716	68 894 890
IDKRU	KRUENG R. MALAHAYATI	-	56 025	-	375 368
IDKLS	KUALA LANGSA	2 049	2 049	2 208	2 208
<b>SUMATERA UTARA</b>		<b>875 655 344</b>	<b>2 103 035 408</b>	<b>1 041 400 980</b>	<b>2 579 955 710</b>
IDKNO	KUALA NAMU INTERNATIONAL AIRPORT (U)	26 645	86 026	1 262 294	3 354 951
IDPSU	PANGKALAN SUSU	18 000	33 000	126 000	231 000
IDBLW	BELAWAN	721 682 436	1 764 940 259	880 706 757	2 243 103 018
IDTJB	TANJUNG BALAI ASAHAN	2 967 097	7 799 758	1 999 080	5 075 448
IDSLG	SIBOLGA	-	4 159 415	-	3 089 617
IDPTE	PULAU TELLO	4 000	4 000	40 000	40 000
IDKTJ	KUALA TANJUNG	150 957 166	326 012 951	157 266 849	325 061 676
<b>SUMATERA BARAT</b>		<b>487 311 956</b>	<b>1 356 789 247</b>	<b>232 453 825</b>	<b>612 470 070</b>
IDTBY	PADANG/TL.BAYUR	487 229 895	1 356 415 768	232 248 673	611 468 532
IDPDG	PADANG / TABING (U)	82 061	373 479	205 153	1 001 538
<b>RIAU</b>		<b>2 482 763 032</b>	<b>6 517 872 298</b>	<b>1 792 091 692</b>	<b>4 437 685 588</b>
IDLAT	LALANG TERMINAL, ST	19 153 000	19 153 000	6 584 959	6 584 959
IDBAG	BAGAN SIAPI-API	10 500	37 200	7 664	27 488
IDPAI	PANIPAHAN	285 290	848 370	209 891	647 124
IDDUM	DUMAI	1 790 214 267	4 692 324 818	1 414 057 723	3 464 495 205
IDTMD	TANJUNG MEDANG	804 910	1 752 570	122 492	280 154
IDSEQ	SUNGAI PAKNING	134 154 000	316 734 000	61 124 989	144 924 993
IDBLS	BENKALIS	226 000	523 000	36 718	135 895
IDSPA	SELAT PANJANG	3 194 246	10 122 640	604 220	1 786 818
IDSSI	SIK SRI INDRAPURA	64 200 652	137 038 149	5 445 859	13 353 593
IDSUQ	SUNGAI GUNTUNG	29 240 104	68 607 311	29 285 362	69 300 115
IDKGD	KUALA GAUNG	12 064 700	27 545 200	2 715 741	6 106 217
IDTEM	TEMBILAHAN	3 562 000	8 221 000	760 087	1 819 740
IDKEN	KUALA ENOK	3 948 668	16 190 803	4 452 690	11 700 442
IDKID	PULAU KIJANG	-	1 495 153	-	3 357 308
IDPAK	PEKAN BARU	538 339	1 008 732	369 244	813 242
IDBUN	BUATAN	252 030 931	743 747 474	143 724 665	388 339 370
IDPWG	PERAWANG, SUMATRA	169 135 425	472 522 878	122 589 387	324 012 926
<b>JAMBI</b>		<b>237 806 188</b>	<b>793 907 545</b>	<b>79 070 994</b>	<b>214 944 159</b>
IDKTK	KUALA TUNGKAL	45 855 977	183 352 687	10 658 128	34 458 669
IDMSA	MUARA SABAK	116 842 729	399 318 721	11 228 042	29 908 491
IDDJM	JAMBI	75 107 482	211 236 137	57 184 823	150 576 999
<b>SUMATERA SELATAN</b>		<b>1 878 705 797</b>	<b>6 097 638 545</b>	<b>297 361 892</b>	<b>949 319 961</b>
IDPLS	PALEMBANG-KERTAPATI	96 891 913	212 588 913	5 609 800	11 229 913
IDPLA	PALEMBANG - PLAJU	37 233 454	98 985 061	12 042 235	31 612 629
IDMRI	MUSI RIVER/BOOM BARU	1 744 580 430	5 786 064 571	279 709 857	906 477 420

Tabel 5 : Ekspor Indonesia menurut Provinsi dan Pelabuhan muat

Maret 2021

Pelabuhan	Pelabuhan Muat	Berat bersih / Net weight (Kg)		Nilai / Value F.O.B. ( U S \$ )	
		Bulan ini	Kumulatif	Bulan ini	Kumulatif
(1)	(2)	(3)	(4)	(5)	(6)
<b>BENGKULU</b>		<b>214 658 722</b>	<b>625 130 249</b>	<b>11 606 819</b>	<b>31 436 706</b>
IDPBA	PULAU BAAI	214 658 722	625 130 249	11 606 819	31 436 706
<b>LAMPUNG</b>		<b>658 926 945</b>	<b>2 198 516 226</b>	<b>343 636 136</b>	<b>880 815 382</b>
IDTRH	TARAHAN	374 043 337	1 337 771 600	176 138 070	397 457 469
IDPJG	PANJANG	284 883 608	860 744 626	167 498 066	483 357 912
<b>KEPULAUAN BANGKA BELITUNG</b>		<b>43 553 399</b>	<b>108 826 841</b>	<b>163 380 459</b>	<b>382 075 310</b>
IDBLT	BELITUNG	9 713 600	21 013 600	339 976	768 645
IDMUO	MUNTOK	1 590 000	4 215 000	41 277 225	102 620 275
IDPGX	PANGKAL BALAM	4 944 622	10 956 782	100 291 044	220 696 863
IDTPD	TANJUNG PANDAN	2 306 000	5 393 900	302 800	773 000
IDMAN	MANGGAR-BELITUNG	24 999 177	67 247 559	21 169 414	57 216 527
<b>KEPULAUAN RIAU</b>		<b>2 208 383 343</b>	<b>6 528 341 341</b>	<b>1 354 882 175</b>	<b>3 679 587 457</b>
IDLBM	LOBAM	2 052 232	3 392 332	20 079 194	49 159 254
IDTBK	TANJUNG BALAI KARIMUN	1 261 440 053	3 445 643 856	288 941 895	671 182 313
IDPSS	PULAU SAMBU	504 000	455 836 500	800 000	161 337 230
IDTPN	TANJUNG PINANG	-	13 000	-	177 168
IDTER	TEREMPA	342 520 527	961 808 522	123 696 321	337 384 691
IDTBT	TANJUNG BATU, RIAU	810 000	2 059 000	642 765	1 686 533
IDBPD	BELAKANG PADANG	239 864 683	240 966 043	86 217 933	89 825 159
IDBTU	BATU AMPAR	126 113 242	329 128 210	538 509 881	1 449 288 495
IDDAS	SINGKEP - DABO	46 400 000	423 035 000	788 800	7 006 495
IDTNJ	KIJANG	3 590 906	9 923 366	6 771 554	20 412 132
IDPAS	PASIR PANJANG	83 184 000	213 973 000	534 881	1 378 280
IDSKP	SEKUPANG	13 340 951	38 574 705	196 127 602	518 117 186
IDKAB	KABIL/PANAU	88 562 419	306 297 771	91 351 435	334 477 945
IDUNA	UDANG NATUNA	-	97 688 480	-	36 204 400
IDBTH	HANG NADIM (U)	330	1 555	419 915	1 950 176
<b>DKI JAKARTA</b>		<b>1 596 668 466</b>	<b>4 220 705 547</b>	<b>5 570 571 438</b>	<b>15 206 309 057</b>
IDTPP	TANJUNG PRIOK	1 581 436 652	4 179 674 380	4 813 097 869	13 287 004 480
IDJKT	JAKARTA / PASAR IKAN	1 133	1 133	15 881	15 881
IDCGK	SOEKARNO-HATTA (U)	15 230 681	41 022 034	757 457 688	1 919 268 696
IDHLP	HALIM PERDANA KUSUMA (U)	-	8 000	-	20 000
<b>JAWA BARAT</b>		<b>62 508 827</b>	<b>130 152 145</b>	<b>41 812 504</b>	<b>61 042 962</b>
IDBDO	HUSEIN SASTRANEGARA (U)	16 000	16 000	24 100 000	24 100 000
IDBLG	BALONGAN	62 492 827	128 366 145	17 712 504	36 665 072
IDPNN	PAMANUKAN, JAVA	-	1 770 000	-	277 890
<b>JAWA TENGAH</b>		<b>410 204 384</b>	<b>1 082 968 729</b>	<b>749 814 081</b>	<b>1 962 670 023</b>
IDTES	TANJUNG EMAS	229 336 880	619 778 738	693 246 445	1 843 775 043
IDCXP	CILACAP	180 864 111	463 174 817	56 524 458	118 768 531
IDSRG	ACHMAD YANI (U)	2 364	14 146	41 829	125 101
IDSOC	SOLO/JEBRES/ADI SUMARMO (U)	1 029	1 029	1 349	1 349

Tabel 5 : Ekspor Indonesia menurut Provinsi dan Pelabuhan muat

Maret 2021

Pelabuhan	Pelabuhan Muat	Berat bersih / Net weight (Kg)		Nilai / Value F.O.B. ( U S \$ )	
		Bulan ini	Kumulatif	Bulan ini	Kumulatif
(1)	(2)	(3)	(4)	(5)	(6)
<b>DI YOGYAKARTA</b>		<b>118 184</b>	<b>118 184</b>	<b>2 310 028</b>	<b>2 310 028</b>
IDYIA	YOGYAKARTA INTERNATIONAL AIRPORT(U)	118 184	118 184	2 310 028	2 310 028
<b>JAWA TIMUR</b>		<b>1 681 476 658</b>	<b>4 575 778 818</b>	<b>2 005 765 731</b>	<b>5 238 357 465</b>
IDTUB	TUBAN	502 616 506	1 665 390 863	155 521 047	496 908 256
IDGRE	GRESIK	270 166 392	558 505 352	149 636 295	329 509 866
IDTPE	TANJUNG PERAK	870 249 463	2 309 880 774	1 634 530 893	4 272 451 852
IDPRO	PROBOLINGGO	-	2 300 000	-	104 558
IDKLG	KALIANGET	37 586 280	37 586 280	19 575 475	19 575 475
IDSUB	JUANDA (U)-SURABAYA	858 017	2 115 550	46 502 021	119 807 457
<b>BANTEN</b>		<b>774 662 387</b>	<b>2 072 883 710</b>	<b>170 032 596</b>	<b>452 711 813</b>
IDCIW	CIWANDAN	52 290 784	127 805 047	14 606 982	62 595 362
IDMRK	MERAK	543 500 053	1 473 091 363	39 136 564	117 948 952
IDTLN	TANJUNG LENENG	81 880 400	195 330 400	53 077 401	120 605 293
IDCGD	CIGADING	96 991 150	276 656 900	63 211 649	151 562 206
<b>BALI</b>		<b>213 977</b>	<b>578 936</b>	<b>2 426 485</b>	<b>7 297 654</b>
IDCBW	CELUKAN BAWANG	-	15 000	-	105 000
IDDPS	NGURAH RAI (U)	213 977	563 936	2 426 485	7 192 654
<b>NUSA TENGGARA BARAT</b>		<b>44 444 203</b>	<b>77 056 833</b>	<b>91 246 511</b>	<b>152 876 073</b>
IDBEN	BENETE	44 442 528	77 052 833	91 242 956	152 866 364
IDLOP	BANDARA UDARA INTERNASIONAL (LOMBOK)	1 675	4 000	3 555	9 709
<b>NUSA TENGGARA TIMUR</b>		<b>2 622 169</b>	<b>4 157 256</b>	<b>1 066 579</b>	<b>1 975 772</b>
IDABU	ATAMBUA (U)	59 669	59 669	35 812	35 812
IDATA	ATAPUPU	2 554 626	3 959 268	1 024 224	1 857 653
IDTEN	TENAU	7 874	138 319	6 543	82 308
<b>KALIMANTAN BARAT</b>		<b>1 247 590 824</b>	<b>3 410 662 257</b>	<b>159 829 867</b>	<b>368 314 433</b>
IDPON	PONTIANAK	480 919 799	1 407 965 403	39 274 082	167 987 729
IDTMO	TELOK MELANO	45 766 190	432 383 322	1 716 232	15 877 439
IDKDW	KENDAWANGAN	646 923 510	1 496 241 494	48 000 945	112 920 463
IDPNK	SUPADIO (U)	73 820 950	73 838 648	69 687 206	69 709 998
IDSTT	SINTETE	1 284	1 284	21 332	21 332
IDJBB	JAGOIBABANG	159 091	232 106	1 130 069	1 797 471
<b>KALIMANTAN TENGAH</b>		<b>108 717 091</b>	<b>523 653 125</b>	<b>36 270 962</b>	<b>168 547 706</b>
IDPKN	PANGKALAN BUN	-	8 244 482	-	6 945 149
IDKUM	KUMAI	82 716 304	395 442 605	33 279 488	138 121 250
IDSMQ	SAMPIT	15 599 377	53 941 322	2 450 601	19 442 616
IDKKP	KUALA KAPUAS	-	10 676 441	-	1 014 262
IDPPS	PULANG PISAU	10 401 410	55 348 275	540 873	3 024 428
<b>KALIMANTAN SELATAN</b>		<b>9 785 134 935</b>	<b>33 905 945 899</b>	<b>620 957 605</b>	<b>1 914 378 168</b>
IDKBU	KOTABARU (U)	216 614 000	216 614 000	6 649 666	6 649 666
IDNPL	NORTH PULAU LAUT	219 660 000	731 216 000	13 793 424	48 454 984



Tabel 5 : Ekspor Indonesia menurut Provinsi dan Pelabuhan muat

Maret 2021

Pelabuhan	Pelabuhan Muat	Berat bersih / Net weight (Kg)		Nilai / Value F.O.B. ( U S \$ )	
		Bulan ini	Kumulatif	Bulan ini	Kumulatif
(1)	(2)	(3)	(4)	(5)	(6)
IDSTU	SATUI	2 854 501 000	10 855 848 000	135 924 013	495 996 753
IDTAR	TARJUN	85 734 212	257 978 427	60 537 873	139 435 633
IDPUT	PULAU LAUT	42 339 571	415 085 415	43 618 973	141 526 019
IDBAN	BANJARMASIN	5 518 153 152	18 343 419 057	317 555 118	948 499 057
IDKTB	KOTABARU	437 626 000	1 525 922 000	21 967 524	68 231 538
IDASA	ASAM ASAM	410 507 000	1 559 863 000	20 911 015	65 584 518
<b>KALIMANTAN TIMUR</b>		<b>20 741 461 904</b>	<b>60 592 295 686</b>	<b>1 505 598 655</b>	<b>4 072 249 688</b>
IDTBA	TANJUNG BARA, KL	4 277 102 000	12 317 715 000	275 640 359	747 036 953
IDBPP	BALIKPAPAN	3 150 807 563	9 158 010 746	418 990 755	1 000 168 425
IDSRD	SAMARINDA	6 541 253 511	19 124 310 944	334 954 434	967 609 162
IDTRD	TANJUNG REDEP	2 292 442 000	7 414 913 800	136 585 102	424 090 733
IDBPN	SEPINGGAN (U)	10 809	36 548	197 931	350 550
IDBTG	BONTANG	1 246 381 021	3 227 664 648	203 958 453	541 124 486
IDADB	ADANG BAY	2 039 754 000	6 149 606 000	98 547 810	287 440 036
IDSKI	SANGKULIRANG	1 193 711 000	3 200 038 000	36 723 811	104 429 343
<b>KALIMANTAN UTARA</b>		<b>1 613 138 924</b>	<b>4 864 058 669</b>	<b>102 479 994</b>	<b>279 040 048</b>
IDTJS	TANJUNG SELOR	110 021 000	644 908 000	2 374 192	17 125 567
IDLIN	LINGKAS TARAKAN	1 314 093 803	3 653 410 809	85 656 496	216 657 052
IDNXX	NUNUKAN	6 824 120	128 706 860	11 045 474	37 776 240
IDBYQ	BUNYU	182 200 000	437 033 000	3 403 832	7 481 188
<b>SULAWESI UTARA</b>		<b>133 433 946</b>	<b>345 109 723</b>	<b>44 337 980</b>	<b>153 536 042</b>
IDAMU	AMURANG	19 910 268	59 980 268	10 809 425	50 332 963
IDBIT	BITUNG	47 023 767	123 703 315	30 040 497	94 336 604
IDPET	PETTA	23 832	55 104	278 400	639 425
IDMDC	SAM RATULANGI (U)	76 079	176 036	697 658	1 875 918
IDLUK	LABUHAN UKI	66 400 000	161 195 000	2 512 000	6 351 133
<b>SULAWESI TENGAH</b>		<b>851 167 542</b>	<b>2 375 514 559</b>	<b>827 027 926</b>	<b>2 307 143 244</b>
IDLUW	LUWUK	216 026 253	762 488 197	77 617 892	256 095 544
IDKLD	KOLONEDALE	581 142 061	1 456 578 390	696 773 392	1 902 317 143
IDPAT	PANTOLOAN	53 999 228	156 447 972	52 636 643	148 730 556
<b>SULAWESI SELATAN</b>		<b>274 201 801</b>	<b>681 057 697</b>	<b>113 689 530</b>	<b>296 342 304</b>
IDMAK	MAKASSAR	18 382 807	61 594 678	24 734 450	61 368 099
IDPAP	PARE-PARE	57 067 307	112 441 688	1 617 858	3 154 497
IDUJU	UJUNG Pandang	140 771	2 975 008	298 550	4 186 457
IDPPO	PALOPO	1 037 240	3 332 121	1 198 357	3 724 107
IDMLI	MALILI, SULAWESI	6 783 307	18 411 481	79 417 061	206 555 153
IDBKI	BIRING KASSI	190 678 622	481 980 442	5 780 357	15 532 785
IDUPG	HASANUDDIN (U)	111 748	322 279	642 896	1 821 205
<b>SULAWESI TENGGARA</b>		<b>181 660 567</b>	<b>443 644 732</b>	<b>302 682 734</b>	<b>703 787 187</b>
IDKDR	KENDARI	181 660 567	437 713 521	302 682 734	686 648 387
IDPUM	POMALAA	-	5 925 131	-	17 120 464
IDKDI	WOLTER MONGINSIDI (U)	-	6 080	-	18 336

Tabel 5 : Ekspor Indonesia menurut Provinsi dan Pelabuhan muat

Maret 2021

Pelabuhan	Pelabuhan Muat	Berat bersih / Net weight (Kg)		Nilai / Value F.O.B. ( U S \$ )	
		Bulan ini	Kumulatif	Bulan ini	Kumulatif
(1)	(2)	(3)	(4)	(5)	(6)
<b>GORONTALO</b>		-	<b>6 400 000</b>	-	<b>1 280 000</b>
IDGOR	GORONTALO	-	6 400 000	-	1 280 000
<b>MALUKU</b>		<b>20 837</b>	<b>30 780</b>	<b>291 773</b>	<b>467 788</b>
IDAMB	AMBON	13 437	23 380	218 823	394 838
IDLUV	TUAL	7 400	7 400	72 950	72 950
<b>MALUKU UTARA</b>		<b>315 495 077</b>	<b>507 857 752</b>	<b>261 739 174</b>	<b>623 177 801</b>
IDOBI	OBI ISLAND	119 825 077	312 187 752	241 276 260	602 714 887
IDTAX	TALIABU	195 670 000	195 670 000	20 462 914	20 462 914
<b>PAPUA BARAT</b>		<b>467 428 796</b>	<b>1 570 735 924</b>	<b>142 801 855</b>	<b>467 446 084</b>
IDMKW	MANOKWARI	16 447 061	91 023 369	817 026	3 561 208
IDNTI	BINTUNI, IRIAN JAYA	450 981 735	1 479 712 555	141 984 829	463 884 876
<b>PAPUA</b>		<b>112 627 500</b>	<b>293 316 540</b>	<b>252 002 980</b>	<b>617 509 331</b>
IDZRI	SERUI	7 227 500	18 935 140	4 493 776	11 776 180
IDTIM	AMAMAPARE	105 400 000	268 005 942	247 509 204	601 365 962
IDBXD	BADE, IRIAN JAYA	-	6 375 458	-	4 367 189
<b>TOTAL EKSPOR</b>		<b>50 554 093 665</b>	<b>150 778 680 168</b>	<b>18 354 446 838</b>	<b>48 904 278 433</b>

Sumber : dokumen PEB dan non PEB, diolah

# DATA

MENCERDASKAN BANGSA

<https://www.bps.go.id>



**BADAN PUSAT STATISTIK**

Jl. dr. Sutomo No. 6-8 Jakarta 10710  
Telp : (021) 3841195, 3842508, 3810291-4, Fax : (021) 3857046  
Homepage : <http://www.bps.go.id> E-mail : [bpshq@bps.go.id](mailto:bpshq@bps.go.id)

ISSN 2745-3987



9 772745 398704