

STATISTIK EKSPOR PROVINSI KALIMANTAN UTARA

EXPORT STATISTICS IN KALIMANTAN UTARA PROVINCE

2023

Volume 6, 2024



Katalog/*Catalogue*: 8202016.65
ISSN 2723-2085

STATISTIK EKSPOR **PROVINSI KALIMANTAN UTARA**

EXPORT STATISTICS IN KALIMANTAN UTARA PROVINCE

2023

Volume 6, 2024

<https://kaltara.bps.go.id>



BADAN PUSAT STATISTIK
PROVINSI KALIMANTAN UTARA
BPS-STATISTICS KALIMANTAN UTARA PROVINCE

**STATISTIK EKSPOR PROVINSI KALIMANTAN UTARA
EXPORT STATISTICS IN KALIMANTAN UTARA PROVINCE
2023**

Volume 6, 2024

Katalog/Catalogue : 8202016.65

ISSN : 2723-2085

Nomor Publikasi/Publication Number : 65000.24038

Ukuran Buku/Book Size : 21,0 cm x 29,7 cm

Jumlah Halaman/Pages : xiv+59 halaman

Penyusun Naskah/Manuscript Drafter :

BPS Provinsi Kalimantan Utara

BPS-Statistics Kalimantan Utara Province

Penyunting/Editor :

BPS Provinsi Kalimantan Utara

BPS-Statistics Kalimantan Utara Province

Pembuat Kover/Cover Designer :

BPS Provinsi Kalimantan Utara

BPS-Statistics Kalimantan Utara Province

Penerbit/Publisher :

©BPS Provinsi Kalimantan Utara

BPS-Statistics Kalimantan Utara Province

Sumber Ilustrasi/Illustration Source :

www.canva.com

Dilarang mereproduksi dan/atau menggandakan sebagian atau seluruh isi buku ini untuk tujuan komersial tanpa izin tertulis dari Badan Pusat Statistik Provinsi Kalimantan Utara.

It is prohibited to reproduce and/or duplicate part or all of this book for commercial purpose without permission form BPS-Statistics Kalimantan Utara Province.

TIM PENYUSUN

**STATISTIK EKSPOR PROVINSI KALIMANTAN UTARA
EXPORT STATISTICS IN KALIMANTAN UTARA PROVINCE
2023
Volume 6, 2024**

Pengarah/ *Director*

Mas'ud Rifai

Penanggung Jawab/ *Person in Charge*

Yuni Satriyani

Pengolah Data dan Penulis Naskah/ *Data Processor and Writer*

Ayu Faridah

Penerjemah/ *Translator*

Ayu Faridah

Penyunting/ *Editor*

Wisnu Damar Budimulia

Pembuat Kover dan Penata Letak/ *Cover Maker and Layouters*

Ayu Faridah

Mu'adz Syahman Najib

KATA PENGANTAR

Publikasi “Statistik Ekspor Kalimantan Utara 2023” merupakan publikasi tahunan yang diterbitkan oleh Badan Pusat Statistik Provinsi Kalimantan Utara. Publikasi ini menyajikan data ekspor menurut jenis barang, negara tujuan, dan pelabuhan ekspor, berdasarkan hasil pengolahan dokumen Pemberitahuan Ekspor Barang (PEB) tahun 2023.

Selain itu juga dapat digunakan sebagai bahan perbandingan secara total. Disajikan pula data series selama tahun 2023, termasuk rincian Ekspor Kalimantan Utara yang dirinci menurut jenis komoditi.

Publikasi ini diharapkan dapat membantu kebutuhan para konsumen/pengguna data ekspor Kalimantan Utara. Terima kasih disampaikan kepada semua pihak yang telah membantu BPS Provinsi Kalimantan Utara sehingga penyajian publikasi ini dapat terlaksana.

Tanjung Selor, Agustus 2024

**Kepala BPS
Provinsi Kalimantan Utara**



Mas'ud Rifai

PREFACE

The publication “Export Statistics in Kalimantan Utara 2023” is an annual publication published by the BPS-Statistics Kalimantan Utara Province. This publication presents export data by type of goods, destination country, and export port, based on the results of 2023 Export Declaration Form (PEB) documents.

In addition, as a material for total participation, data series throughout 2023 are also presented, including details of Kalimantan Utara Exports that broken down by commodity.

This easily-requested publication can help the needs of consumers of Kalimantan Utara export data. Thank you to all those who helped BPS-Statistics Kalimantan Utara Province make the presentation of this publication possible.

Tanjung Selor, August 2023

**Head of BPS-Statistics
Kalimantan Utara Province**



Mas'ud Rifai

DAFTAR ISI/CONTENTS

STATISTIK EKSPOR PROVINSI KALIMANTAN UTARA EXPORT STATISTICS IN KALIMANTAN UTARA PROVINCE 2023 Volume 6, 2024

	Halaman
KATA PENGANTAR/PREFACE	v
DAFTAR ISI/CONTENT LIST	vii
DAFTAR TABEL/TABLE LIST	ix
DAFTAR GAMBAR/PICTURE LIST	xi
DAFTAR LAMPIRAN/APPENDIX	xiii
BAB I PENJELASAN/ EXPLANATORY NOTES	1
Daerah Pencacahan/ <i>Area of Recordings</i>	3
Sumber Data/ <i>Source of Documents</i>	3
Sistem Perdagangan/ <i>Trade System</i>	3
Ruang Lingkup/ <i>Coverage</i>	3
Sistem Pengolahan/ <i>Precessing System</i>	4
Klasifikasi Jenis Barang/ <i>Commodity Classification</i>	5
Periode Referensi/ <i>Reference Period</i>	5
Nilai Barang/ <i>Commodity Valuation</i>	5
Negara Tujuan/ <i>Country of Destination</i>	5
Satuan Barang/ <i>Unit of Commodity</i>	5
Pelabuhan Ekspor/ <i>Port of Export</i>	6
BAB II ULASAN SINGKAT/ BRIEF DESCRIPTION	7
Pendahuluan/ <i>Introduction</i>	9
Perkembangan Ekspor/ <i>Export Development</i>	9
Ekspor Kalimantan Utara Tahun 2023/ <i>Kalimantan Utara Exports in 2023</i>	11
DAFTAR PUSTAKA/ BIBLIOGRAPHY	23
LAMPIRAN/ APPENDIX	25

DAFTAR TABEL/TABLE LIST

		Halaman
Tabel/Table 1	Nilai Ekspor di Kalimantan Utara Menurut Pelabuhan Muat di Kalimantan Utara, 2023 <i>Export Value in Kalimantan Utara According to The Port of Loading in Kalimantan Utara, 2023</i>	12
Tabel/Table 2	Nilai Ekspor di Kalimantan Utara Menurut Negara Tujuan, 2023 <i>Export Value in Kalimantan Utara According to Destination Country, 2023</i>	13
Tabel/Table 3	Nilai Ekspor di Kalimantan Utara Menurut Kode HS 2 Digit, 2023 <i>Export Value in Kalimantan Utara According to 2 Digit HS Code, 2023</i>	16
Tabel/Table 4	Nilai Ekspor di Kalimantan Utara Menurut Kode HS 8 Digit, 2023 <i>Export Value in Kalimantan Utara According to 8 Digit HS Code, 2023</i>	17
Tabel/Table 5	Nilai Ekspor Produk Asli Kalimantan Utara Menurut Provinsi Ekspor di Luar Kalimantan Utara, 2023 <i>Export Value of Original Products of Kalimantan Utara According to Other Export Provinces, 2023</i>	20

DAFTAR GAMBAR/IMAGE LIST

		Halaman
Gambar/Image 1	Perkembangan Nilai Ekspor di Kalimantan Utara, 2023 (juta US\$) <i>Trend of Export Value in Kalimantan Utara, 2023 (million US\$)</i>	10
Gambar/Image 2	Persentase Nilai Ekspor di Kalimantan Utara (persen), 2023 <i>Percentage of Export Value in Kalimantan Utara (percent), 2023</i>	10
Gambar/Image 3	Persentase Nilai Ekspor di Kalimantan Utara Menurut Pelabuhan Muat di Kalimantan Utara, 2023 <i>Percentage of Export Value in Kalimantan Utara According to The Port of Loading in Kalimantan Utara, 2023</i>	12
Gambar/Image 4	Neraca Perdagangan di Kalimantan Utara, 2023 <i>Trade Balance in Kalimantan Utara, 2023</i>	21

DAFTAR LAMPIRAN/APPENDIX LIST

	Halaman
Lampiran/Appendix 1	Perkembangan Ekspor di Kalimantan Utara, 2023 <i>Export Development in Kalimantan Utara, 2023</i> 27
Lampiran/Appendix 2	Nilai Ekspor di Kalimantan Utara Menurut Pelabuhan Muat di Kalimantan Utara, 2023 <i>Export Value in Kalimantan Utara According to The Port of Loading in Kalimantan Utara, 2023</i> 28
Lampiran/Appendix 3	Nilai Ekspor di Kalimantan Utara Menurut Negara Tujuan, 2023 <i>Export Value in Kalimantan Utara According to Destination Country, 2023</i> 30
Lampiran/Appendix 4	Nilai Ekspor di Kalimantan Utara Menurut Kode HS 2 Digit, 2023 <i>Export Value in Kalimantan Utara According to HS 2 Digit Code, 2023</i> 31
Lampiran/Appendix 5	Berat Ekspor di Kalimantan Utara Menurut Kode HS 8 Digit (ton), 2023 <i>Export Weight in Kalimantan Utara According to HS 8 Digit Code (ton), 2023</i> 33
Lampiran/Appendix 6	Nilai Ekspor di Kalimantan Utara Menurut Kode HS 8 Digit, 2023 <i>Export Value in Kalimantan Utara According to HS 8 Digit Code, 2023</i> 42
Lampiran/Appendix 7	Ekspor Asli Kalimantan Utara Melalui Gerbang Ekspor di Luar Kalimantan Utara, 2023 <i>Kalimantan Utara Original Exports Trough Export Gateways Outside Kalimantan Utara, 2023</i> 50

BAB I

PENJELASAN UMUM

PENJELASAN UMUM

CHAPTER I EXPLANATORY NOTES



US \$

2.861.767.724

1.954.515.725

- Pada Tahun 2023 tercatat Ekspor melalui Provinsi Kalimantan Utara 2023 sebesar US\$ 2.861.767.724/*In 2023, exports through Kalimantan Utara Province were recorded at US\$ 2,861,767,724*

- Selain itu, untuk Ekspor Asli Provinsi Kalimantan Utara sebesar US\$ 1.954.515.725 / *Apart from that, the original exports from Kalimantan Utara Province amounted to US\$ 1,954,515,725*



BAB I**PENJELASAN****Daerah Pencacahan**

Daerah pencatatan statistik dalam publikasi ini meliputi pelabuhan-pelabuhan yang berada di wilayah Kalimantan Utara.

Sumber Data

Data Ekspor dikumpulkan berdasarkan dokumen ekspor atau Dokumen Pemberitahuan Ekspor Barang (PEB) yang diisi oleh Eksportir dan telah diberikan izin muat oleh Bea dan Cukai serta dilegalisir oleh Bank Devisa.

Sistem Perdagangan

Pencatatan statistik perdagangan luar negeri menggunakan sistem perdagangan umum (*general trade*) dimana pencatatan dilakukan dari dokumen PEB yang dimuat dari pelabuhan dan bandara di seluruh wilayah Indonesia termasuk kawasan berikat.

Ruang Lingkup

- Pencatatan statistik ekspor meliputi seluruh barang-barang yang keluar dari wilayah Kalimantan Utara yang bersifat komersial maupun bukan komersial seperti bantuan barang kredit lunak, hadiah dan sebagainya.

CHAPTER I**EXPLANATORY NOTES****Area of Recordings**

The Statistics recording area in this publication covers the entire territory of the Kalimantan Utara.

Source of Documents

The data compiled based on export documents or Export Declaration (PEB) documents, filled out by the exporter approved by the customs and excises and legalized by foreign exchange bank.

Trade System

Recording of foreign trade statistics apply the general trade system, where the documents recorded from the PEB document that loaded from the port and airport in Indonesia including bounded warehouse.

Coverage

- *The recording export statistics covers all goods leaving the territory of the Kalimantan Utara, both the commercial, as well as non commercial goods, such as goods with soft loans, grants/gifts, etc.*

Statistik Ekspor Provinsi Kalimantan Utara 2023

- Ekspor kapal laut dan pesawat udara termasuk dalam statistik ekspor, sedangkan ekspor *bunker oil* untuk kapal tidak tercatat dalam publikasi ini.
- Barang-barang yang diolah di luar negeri tetap dicatat sebagai ekspor, meskipun hasil olahan barang tersebut akan kembali masuk ke wilayah Kalimantan Utara.
- Barang-barang di bawah ini tidak termasuk di dalam statistik ekspor:
 - a. Pakaian dan barang-barang perhiasan penumpang,
 - b. Barang-barang yang dikirim untuk perwakilan Indonesia di luar negeri,
 - c. Barang-barang untuk ekspedisi dan ekshibisi/pameran,
 - d. Pembungkus atau peti kemas untuk diisi di luar negeri,
 - e. Uang dan surat-surat berharga,
 - f. Barang-barang contoh, dan
 - g. Barang-barang yang dikirim keluar negeri untuk diperbaiki
- *Ocean going ships and air planes are included in the statistics, while the exports of bunker oil for ships is not presented in this publication.*
- *Goods processed abroad, are still recorded as export although the results of this processing will return to, and enter on the territory of the Kalimantan Utara.*
- *The following goods were not included in the statistics:*
 - a. *Clothes and jewelry of passangers,*
 - b. *Goods exported for the Indonesian representative abroad,*
 - c. *Goods for expeditions and exhibition/shows,*
 - d. *Packings/containers to be filled abroad,*
 - e. *Banknotes and securities,*
 - f. *Sampel goods,*
 - g. *Goods exported for repair.*

Sistem Pengolahan

Data dalam publikasi ini mencakup dokumen-dokumen ekspor tahun 2023 yang diterima oleh Badan Pusat Statistik (BPS) sejak awal Januari 2023 sampai dengan 31 Desember 2023. Sistem pengolahan menggunakan sistem "Carry Over".

Dengan metode ini dokumen-dokumen dari daerah ditunggu selama satu bulan setelah berjalan. Dokumen-dokumen yang datang terlambat akan dimasukkan dalam pengolahan bulan berikutnya. Metode

Processing System

The data in this publication cover export documents of 2023 received by BPS-Statistics Indonesia since the beginning of January 2023 through December 31, 2023. The carry over system is applied in this processing.

The deadline of a certain month is one month after the reference period, which means the end of the following month. The documens accepted after the deadline is considered as document of the following

“Carry Over” ini sangat membantu mempercepat pengolahan data. Disamping itu telah diteliti bahwa metode ini tidak begitu berpengaruh terhadap ekspor yang disebabkan “Carry Over” berikutnya.

Klasifikasi Jenis Barang

Penggolongan barang di dalam publikasi ini menggunakan Klasifikasi Tarif Indonesia 2020 yang didasarkan atas Kode Harmonized System (HS).

Periode Referensi

Periode penentuan ekspor adalah tanggal diberikannya izin muat barang tersebut oleh Pejabat Bea dan Cukai setelah diadakan pemeriksaan seperlunya.

Nilai Barang

Nilai barang yang dicatat untuk statistik ekspor adalah nilai FOB (US\$).

Negara Tujuan

Yang dimaksud dengan negara tujuan adalah negara dimana barang tersebut akan dikonsumsi/diperdagangkan.

Satuan Barang

Sejak tahun 1975 ekspor disajikan dalam berat bersih (kg). Meskipun demikian, untuk beberapa jenis barang disajikan pula buah, ekor, lembar, liter, *dozen*, pasang, unit, dan sebagainya.

Month. The method of carry over was very helpful to speed up data processing. Beside that, it was researched that the method was not significantly affected by the carry over data.

Commodity Classification

The classification of goods in this publication applies the 2020 Indonesia Tariff Classification, which is based on the Harmonized System (HS) code.

Reference Period

The period for export determination is the date of issuance of the goods loading permit by the customs and excises official, after the necessary examination had been conducted.

Commodity Valuation

The goods value recorded for the export statistics, is the FOB value (US\$).

Country of Destination

Country of destination is the country known at the time of dispatch to be the final country where goods are to be delivered.

Unit of Commodity

Since 1975, export has been presented in net weight (kg). Nevertheless, several types of goods are also presented in piece, sheet, litre, dozen, pairs, units, etc.

Pelabuhan Ekspor

Yang dimaksud dengan pelabuhan ekspor adalah pelabuhan dimana surat izin muat tersebut dikeluarkan.

Port of Export

Port of export is the port where the loading permit is issued.

<https://kaltara.bps.go.id>

BAB II ULASAN SINGKAT

CHAPTER II BRIEF DESCRIPTION



Negara Tujuan Ekspor Asli Kalimantan Utara *The Original Export Destination Countries of Kalimantan Utara*



INDIA

US \$ 402,51 Juta
/ Million



CHINA

US \$ 506,39 Juta
/ Million



JEPANG

US \$ 243,79
Juta / Million



“

Negara tujuan ekspor asli Kalimantan Utara terdiri dari negara China senilai US \$ 506,39 Juta, India senilai US \$ 402,51 Juta dan Jepang sebesar US \$ 243,79 Juta

The original export destination countries of Kalimantan Utara consisted of China worth US\$ 506.39 million, India worth US\$ 402.51 million and Japan worth US\$ 243.79 million.

BAB II**Ulasan Singkat****Pendahuluan**

Perdagangan luar negeri merupakan sektor ekonomi yang sangat berperan dalam menunjang pembangunan. Dari kegiatan ekspor, dapat diperoleh devisa yang merupakan salah satu sumber dana untuk Pembangunan.

Untuk meningkatkan ekspor, pemerintah telah mengeluarkan serangkaian kebijakan seperti paket deregulasi. Inti dari paket deregulasi adalah pemerintah memperluas cakupan kelompok komoditi yang mendapat fasilitas dalam kerangka Perusahaan Ekspor Tertentu (PET).

Pada tahun 2023, kegiatan perdagangan luar negeri di Kalimantan Utara, khususnya ekspor, mencapai sebesar US\$ 2.861,77 juta. Total nilai ekspor di Kalimantan Utara pada tahun 2023, apabila diamati dari golongan barang, diketahui bahwa Produk Pertambangan memiliki andil terbesar dalam ekspor.

Perkembangan Ekspor

Perkembangan nilai ekspor di Kalimantan Utara selama setahun terakhir pada tahun 2023 terjadi perubahan yang cukup signifikan dibandingkan tahun sebelumnya. Pada tahun 2023, seperti pada grafik yang ditampilkan, nilai ekspor tertinggi terjadi pada bulan Juli, yaitu

CHAPTER II**Brief Description****Introduction**

Foreign trade is an economic sector that plays a very important role in supporting National Development. From export activities, foreign exchange can be obtained which is one of the sources of funds for development activities.

To increase the exports, the government has stipulated a set of policies such as a deregulation package. The essence of the deregulation package is that the government expands the scope of commodity groups for some specific manufacturing export.

In 2023, foreign trade activities in Kalimantan Utara, especially exports, has reached US\$ 2.861,77 million. The sum of export value in Kalimantan Utara in 2023, when observed from the commodity group of goods, it is known that Mining Products have the biggest share in exports.

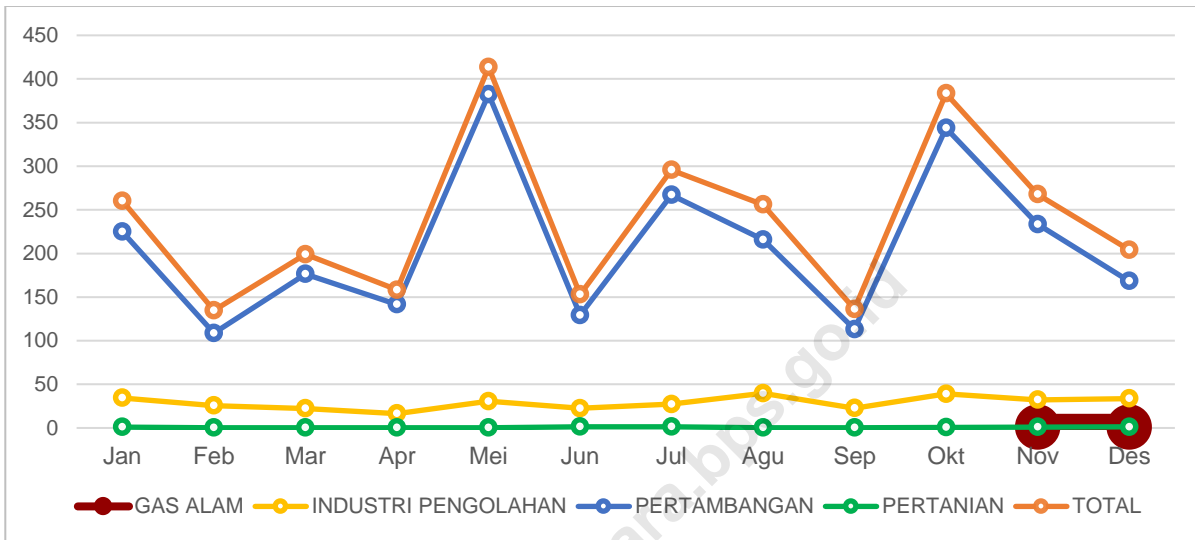
Export Development

The development of export value in Kalimantan Utara over the past year, in 2023 there has been a significant change compared to the previous year. In 2023, as seen in Figure 1, the highest export value occurred in May 2023, which was US\$ 413.40 million. The lowest export value

Statistik Ekspor Provinsi Kalimantan Utara 2023

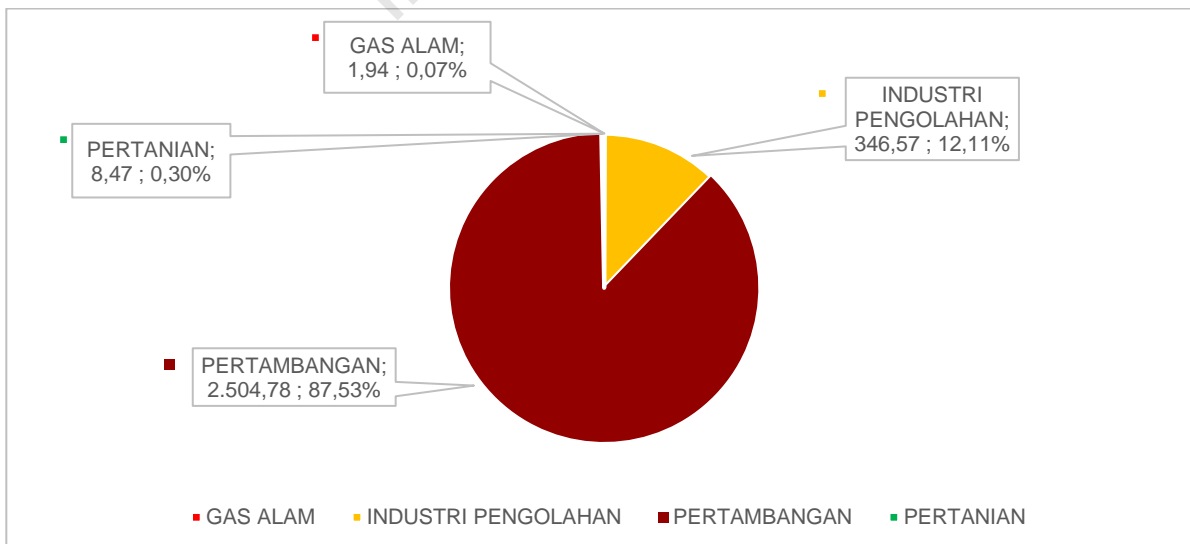
sebesar US\$ 413,40 juta. Adapun nilai ekspor paling rendah terjadi pada bulan Februari, yaitu sebesar US\$ 134,75 juta. Jika dilihat lebih dalam, perkembangan ekspor di Kalimantan Utara lebih banyak melalui sektor non migas dan didominasi oleh produk pertambangan sepanjang tahun 2023.

occurred in February, which was US\$ 134.75 million. If we look more deeply, export development in Kalimantan Utara is more through the non-oil and gas sector and dominated by mining products throughout 2023.



Sumber/Source : Dokumen PEB, Catatan Instansi, Survei Perdagangan Lintas Batas / PEB Document, Agency Notes, Cross Border Trade Survey

Gambar/Image 1 Perkembangan Nilai Ekspor di Kalimantan Utara (juta US\$), 2023
Trend of Export Value in Kalimantan Utara (million US\$), 2023



Sumber/Source : Dokumen PEB, Catatan Instansi, Survei Perdagangan Lintas Batas / PEB Document, Agency Notes, Cross Border Trade Survey

Gambar/Image 2 Persentase Nilai Ekspor di Kalimantan Utara (persen), 2023
Percentage of Export Value in Kalimantan Utara (percent), 2023

Ekspor di Kalimantan Utara Tahun 2023

Komoditi ekspor di Kalimantan Utara Tahun 2023 dimuat melalui lima pelabuhan yang ada di Kalimantan Utara. Dari lima pelabuhan ekspor tersebut, bila diamati dari peran masing-masing Pelabuhan, maka Pelabuhan Lingkas Tarakan yang memuat barang ekspor terbesar pada tahun 2023 yakni sebesar 73,31 persen dari total nilai ekspor di Kalimantan Utara, atau senilai US\$ 2.097,99 juta dengan komoditi ekspor terbesar berupa komoditi non migas. Pelabuhan yang memuat komoditi ekspor terbesar kedua adalah Pelabuhan Nunukan, yaitu sebesar 15,02 persen atau memiliki nilai sebesar US\$ 429,83 juta. Pelabuhan selanjutnya secara berurutan adalah Pelabuhan Tanjung Selor, Pelabuhan Bunyu, Pelabuhan Tarakan, dan Pelabuhan Juata Tarakan. Nilai ekspor di Pelabuhan Tanjung Selor adalah sebesar US\$ 167,58 juta dengan persentase sebesar 5,86 persen dari total nilai ekspor di Kalimantan Utara. Nilai ekspor di Pelabuhan Bunyu adalah sebesar US\$ 163,97 juta dengan persentase sebesar 5,73 persen dari total nilai ekspor di Kalimantan Utara. Nilai ekspor di Pelabuhan Tarakan adalah sebesar US\$ 2,06 juta dengan persentase sebesar 0,07 persen dari total nilai ekspor di Kalimantan Utara. Nilai ekspor di Pelabuhan Juata Tarakan merupakan yang terkecil di Kalimantan Utara, yaitu hanya sebesar US\$ 0,33 juta dengan persentase sebesar 0,01 persen dari total nilai ekspor di Kalimantan Utara. Adapun rincian ekspor melalui pelabuhan di Kalimantan Utara dapat dilihat pada Tabel 1.

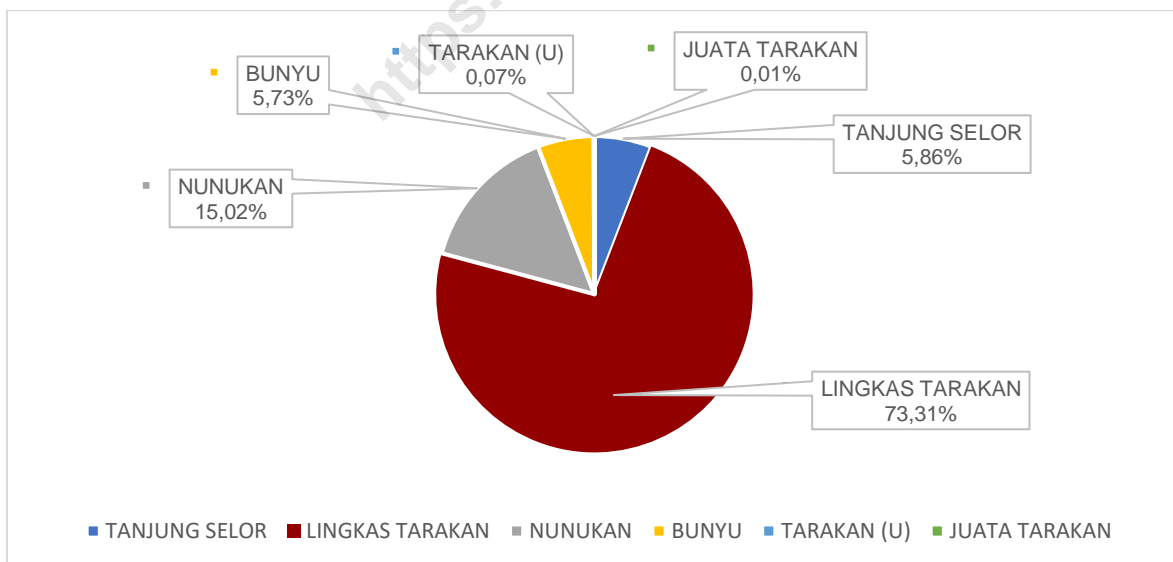
Kalimantan Utara Exports in 2023

Export commodities in Kalimantan Utara in 2023 are loaded through five ports in Kalimantan Utara. Of the five export ports, if observed from the role of each port, the Lingkas Tarakan Port which contains the largest export goods in 2023 is 73.31 percent of the total export value in Kalimantan Utara, or worth US\$ 2,097.99 million with the largest export commodity in the form of non-oil and gas commodities. The port that contains the second largest export commodity is Nunukan Port, which is 15.02 percent or has a value of US\$ 429.83 million. The next ports in order are Tanjung Selor Port, Bunyu Port, Tarakan Port, and Juata Tarakan Port. The export value at Tanjung Selor Port is US\$ 167.58 million with a percentage of 5.86 percent of the total export value in Kalimantan Utara. The export value at Bunyu Port is US\$ 163.97 million with a percentage of 5.73 percent of the total export value in Kalimantan Utara. The export value at Tarakan Port is US\$ 2.06 million with a percentage of 0.07 percent of the total export value in Kalimantan Utara. The export value at Juata Tarakan Port is the smallest in Kalimantan Utara, which is only US\$ 0.33 million with a percentage of 0.01 percent of the total export value in Kalimantan Utara. The details of exports through ports in Kalimantan Utara can be seen in Table 1.

Tabel/Table 1 Nilai Ekspor di Kalimantan Utara Menurut Pelabuhan Muat di Kalimantan Utara, 2023
Export Value in Kalimantan Utara According to The Port of Loading in Kalimantan Utara, 2023

No.	Pelabuhan/Port	Berat (ton)/ Weight (ton)	Nilai (juta US\$)/ Value (US\$ million)	Peranan/Share (%)	
				Berat/ Weight	Nilai/ Value
(1)	(2)	(3)	(4)	(5)	(6)
1	Tanjung Selor	4.222.058,12	167,58	12,19	5,86
2	Lingkars Tarakan	22.762.982,12	2.097,99	65,71	73,31
3	Nunukan	2.379.775,51	429,83	6,87	15,02
4	Bunyu	5.259.029,30	163,97	15,18	5,73
5	Tarakan (U)	16.623,87	2,06	0,05	0,07
6	Juata Tarakan	43,20	0,33	~0,00	0,01
Total/Total		34.640.512,11	2.861,77	100,00	100,00

Sumber/Source : Dokumen PEB, Catatan Instansi, Survei Perdagangan Lintas Batas/PEB
Document, Agency Notes, Cross Border Trade Survey



Sumber/Source : Dokumen PEB, Catatan Instansi, Survei Perdagangan Lintas Batas / PEB
Document, Agency Notes, Cross Border Trade Survey

Gambar/Image 3 Persentase Nilai Ekspor di Kalimantan Utara Menurut Pelabuhan Muat di Kalimantan Utara (persen), 2023
Percentage of Export Value in Kalimantan Utara According to The Port of Loading in Kalimantan Utara (percent), 2023

Komoditi ekspor di Kalimantan Utara pada tahun 2023 diekspor ke berbagai negara. Negara tujuan ekspor dengan nilai ekspor terbesar selama tahun 2023 adalah Negara China dengan jumlah ekspor sebesar US\$ 828,99 juta atau sebanyak 12.018.182,86 ton. China sebagai negara tujuan ekspor terbesar di Kalimantan Utara sepanjang tahun 2023 sudah menerima banyak produk hasil pertambangan dimana 94,42 persennya merupakan produk batubara, yaitu berupa Batubara, baik dihancurkan atau tidak, tetapi tidak digumpal, selain antrasit dan bitumen sebesar US\$ 671,40 juta; dan Batubara bitumen, baik dihancurkan atau tidak, tetapi tidak digumpal, selain batubara kokas sebesar US\$ 111,31 juta.

Hal ini sesuai dengan perkembangan ekspor di Kalimantan Utara dimana jumlah ekspor didominasi oleh produk hasil tambang. Selanjutnya negara yang memiliki nilai ekspor terbesar kedua sepanjang tahun 2023 adalah Negara India dengan total ekspor sebesar US\$ 618,21 juta atau sebanyak 10.432.436,63 ton.

Export commodities in Kalimantan Utara in 2023 will be exported to various countries. The export destination country with the largest export value during 2023 is China with an export amount of US\$ 828.99 million or as much as 12,018,182.86 tons. China, as the largest export destination country in Kalimantan Utara throughout 2023, has received many mining products, of which 94.42 percent are coal products, namely in the form of coal, whether or not pulverised, but not agglomerated, other than antracite and bituminous amounting to US\$ 671.40 million; and bituminous coal, whether or not pulverised, but not agglomerated, other than coking coal amounting to US\$ 111.31 million.

This is in accordance with the development of exports in Kalimantan Utara where the number of exports is dominated by mining products. Furthermore, the country that has the second largest export value throughout 2023 is India with a total export of US\$ 618.21 million or as much as 10,432,436.63 tons.

Tabel/Table 2 Nilai Ekspor di Kalimantan Utara Menurut Negara Tujuan, 2023
Export Value in Kalimantan Utara According to Destination Country, 2023

No.	Negara/Country	Berat (ton)/ Weight (ton)	Nilai (juta US\$)/ Value (US\$ million)	Peranan/Share (%)	
				Berat/ Weight	Nilai/ Value
(1)	(2)	(3)	(4)	(5)	(6)
1	Bangladesh	962.033,00	78,95	2,78	2,76
2	Cambodia	1.342.497,00	125,41	3,88	4,38
3	China	12.018.182,86	828,99	34,69	28,97

Lanjutan Tabel 2/Continued Table 2.

No.	Negara/Country	Berat (ton)/ Weight (ton)	Nilai (juta US\$)/ Value (US\$ million)	Peranan/Share (%)	
				Berat/ Weight	Nilai/ Value
(1)	(2)	(3)	(4)	(5)	(6)
4	France	10,80	0,11	~0,00	~0,00
5	Hong Kong	27.558,09	2,34	0,08	0,08
6	India	10.432.436,63	618,21	30,12	21,60
7	Italy	347.037,50	66,64	1,00	2,33
8	Japan	1.161.368,47	202,76	3,35	7,09
9	Korea, Republic of	1.040.181,44	103,04	3,00	3,60
10	Malaysia	2.145.574,26	242,00	6,19	8,46
11	New Zealand	98.084,84	11,27	0,28	0,39
12	Pakistan	215.275,00	12,87	0,62	0,45
13	Philippines	647.019,12	314,28	1,87	10,98
14	Singapore	69,39	0,55	~0,00	0,02
15	Taiwan	573.861,57	72,57	1,66	2,54
16	Thailand	2.289.386,00	95,03	6,61	3,32
17	United Kingdom	64,02	0,45	~0,00	0,02
18	United States	104,83	1,61	~0,00	0,06
19	Vietnam	1.339.767,31	84,70	3,87	2,96
Total/Total		34.640.512,11	2.861,77	100,00	100,00

Sumber/Source : Dokumen PEB, Catatan Instansi, Survei Perdagangan Lintas Batas/ PEB Document, Agency Notes, Cross Border Trade Survey

Menurut kelompok barang berdasarkan kode *Harmonized System (HS)* 2 digit, Kode *HS* 27 atau produk bahan bakar mineral, minyak mineral dan produk sulingannya; zat mengandung bitumen; malam mineral adalah kelompok barang yang paling dominan diekspor di Kalimantan Utara. Pada Tahun 2023, produk bahan bakar mineral, minyak mineral dan produk sulingannya; zat mengandung bitumen; malam mineral nilai ekspornya mencapai US\$ 2.511,36 juta atau sebanyak 87,76 persen dari total nilai ekspor di Kalimantan Utara.

Kelompok barang dengan nilai ekspor tertinggi kedua adalah tembakau dan pengganti tembakau dipabrikasi dengan nilai ekspor sebesar US\$ 249,98 juta atau sebanyak 8,74 persen dari total nilai ekspor di Kalimantan Utara. Kemudian kelompok barang yang memiliki nilai ekspor tertinggi ketiga adalah kayu dan barang dari kayu; arang kayu, dengan nilai ekspor sebesar US\$ 48,87 juta atau sebanyak 1,71 persen dari total nilai ekspor di Kalimantan Utara.

Selanjutnya ikan dan krustasea, moluska serta invertebrata air lainnya sebesar US\$ 44,18 juta atau sebanyak 1,54 persen. Lemak dan minyak hewani atau nabati serta produk disosiasinya; lemak olahan yang dapat dimakan; malam hewani atau malam nabati sebesar US\$ 3,92 juta atau sebanyak 0,14 persen. Sedangkan kelompok barang ekspor lainnya, selain yang sudah disebutkan, adalah sebesar US\$ 3,46 juta atau sebanyak 0,12 persen.

According to the group of goods based on the 2-digit Harmonized System (HS) code, HS Code 27 or mineral fuel products, mineral oils and their distilled products; bitumen-containing substances; Mineral night is the most dominant group of goods exported in Kalimantan Utara. In 2023, mineral fuel products, mineral oils and their distillate products; bitumen-containing substances; The export value of mineral nights reached US\$ 2,511.36 million or as much as 87.76 percent of the total export value in Kalimantan Utara.

The group of goods with the second highest export value is tobacco and manufactured tobacco substitutes with an export value of US\$ 249.98 million or as much as 8.74 percent of the total export value in Kalimantan Utara. Then the group of goods that have the third highest export value is wood and wood goods; timber charcoal, with an export value of US\$ 48.87 million or as much as 1.71 percent of the total export value in Kalimantan Utara.

Furthermore, fish and crustaceans, mollusks and other aquatic invertebrates amounted to US\$ 44.18 million or as much as 1.54 percent. Animal or vegetable fats and oils and their dissociation products; edible refined fats; animal nights or vegetable nights amounted to US\$ 3.92 million or as much as 0.14 percent. Meanwhile, other export goods groups, other than those already mentioned, amounted to US\$ 3.46 million or as much as 0.12 percent.

Statistik Ekspor Provinsi Kalimantan Utara 2023

Tabel/Table 3 Nilai Ekspor di Kalimantan Utara Menurut Kode HS 2 Digit, 2023
Export Value in Kalimantan Utara According to 2 Digit HS Code, 2023

HS 2 Digit		Berat (ton)/ Weight (ton)	Nilai (juta US\$)/ Value (US\$ million)	Peranan/Share (%)	
				Berat/ Weight	Nilai/ Value
(1)		(2)	(3)	(4)	(5)
27	Bahan bakar mineral, minyak mineral dan produk sulingannya; zat mengandung bitumen; malam mineral	34.532.538,86	2.511,36	99,69	87,76
24	Tembakau dan pengganti tembakau dipabrikasi	27.303,96	249,98	0,08	8,74
44	Kayu dan barang dari kayu; arang kayu	43.024,89	48,87	0,12	1,71
3	Ikan dan krustasea, moluska serta invertebrata air lainnya	11.669,83	44,18	0,03	1,54
15	Lemak dan minyak hewani atau nabati serta produk disosiasinya; lemak olahan yang dapat dimakan; malam hewani atau malam nabati	4.468,84	3,92	0,01	0,14
10	Serealia	1.438,40	1,11	~0,00	0,04
14	Bahan anyaman nabati; produk nabati tidak dirinci atau termasuk dalam pos lainnya	6.000,00	0,53	0,02	0,02
12	Biji dan buah mengandung minyak; bermacam-macam butir; biji dan buah; tanaman industri atau tanaman obat; jerami dan makanan ternak	3.671,06	0,52	0,01	0,02
16	Olahan dari daging, ikan, krustacea, moluska atau invertebrata air lainnya	65,82	0,46	~0,00	0,02
25	Garam; belerang; tanah dan batu; bahan plester; kapur dan semen	9.324,00	0,35	0,03	0,01
8	Buah dan buah bertempurung yang dapat dimakan; kulit dari buah jeruk dan melon	707,88	0,20	~0,00	0,01
23	Residu dan sisa dari industri makanan; olahan makanan hewan	72,52	0,06	~0,00	~0,00
19	Olahan dari serealia, tepung, pati atau susu; produk industri kue	79,31	0,06	~0,00	~0,00
29	Bahan kimia organik	7,50	0,04	~0,00	~0,00
73	Barang dari besi atau baja	21,34	0,03	~0,00	~0,00
Lainnya (28 Kode Lainnya)		117,91	0,11	~0,00	~0,00
Total/Total		34.640.512,11	2.861,77	100,00	100,00

Sumber/Source : Dokumen PEB, Catatan Instansi, Survei Perdagangan Lintas Batas / PEB Document, Agency Notes, Cross Border Trade Survey

Menurut kelompok barang berdasarkan kode *Harmonized System (HS)* 8 digit, nilai ekspor bisa diamati menurut jenis barangnya. Jenis barang ekspor yang memiliki nilai ekspor terbesar di Kalimantan Utara adalah batubara, baik dihancurkan atau tidak, tetapi tidak digumpal, selain antrasit dan bitumen (27011900), yaitu sebesar US\$ 1.969,46 juta atau sebanyak 68,82 persen. Selanjutnya diikuti oleh batubara bitumen, baik dihancurkan atau tidak, tetapi tidak digumpal, selain batubara kokas (27011290), dengan nilai ekspor sebesar US\$ 492,19 juta atau sebanyak 17,20 persen. Rokok yang mengandung tembakau, selain rokok lebah dan cengkeh (24022090) berada pada posisi ketiga dengan nilai ekspor sebesar US\$ 231,12 juta atau sebanyak 8,08 persen.

According to the group of goods based on the 8-digit Harmonized System (HS) code, the export value can be observed according to the type of goods. The type of export goods that have the largest export value in Kalimantan Utara is coal, whether or not pulverised, but not agglomerated, other than antracite and bituminous (27011900), which is US\$ 1,969.46 million or as much as 68.82 percent. This is followed by bituminous coal, whether or not pulverised, but not agglomerated, other than coking coal (27011290), with an export value of US\$ 492.19 million or as much as 17.20 percent. Cigarettes containing tobacco, other than beedies and clove cigarettes (24022090) are in third place with an export value of US\$ 231.12 million or as much as 8.08 percent.

Tabel/Table 4 Nilai Ekspor di Kalimantan Utara Menurut Kode HS 8 Digit, 2023
Export Value in Kalimantan Utara According to 8 Digit HS Code, 2023

HS 8 Digit		Berat (ton)/ Weight (ton)	Nilai (juta US\$)/ Value (US\$ million)	Peranan/Share (%)	
				Berat/ Weight	Nilai/ Value
(1)		(2)	(3)	(4)	(5)
27011900	Batubara, baik dihancurkan atau tidak, tetapi tidak digumpal, selain antrasit dan bitumen	29.380.256,00	1.969,46	84,81	68,82
27011290	Batubara bitumen, baik dihancurkan atau tidak, tetapi tidak digumpal, selain batubara kokas	4.266.283,60	492,19	12,32	17,20
24022090	Rokok yang mengandung tembakau, selain rokok lebah dan cengkeh	25.496,53	231,12	0,07	8,08
44123100	Kayu lapis, hanya terdiri dari lembaran kayu (bukan bambu), masing-masing lapis ≤ ketebalan 6mm, dengan setidaknya satu lapisan luar kayu tropis	39.996,83	45,67	0,12	1,60
27021000	Lignit, baik dihancurkan atau tidak, tetapi tidak menggumpal	817.158,00	38,99	2,36	1,36

Statistik Ekspor Provinsi Kalimantan Utara 2023

Lanjutan Tabel 4/Continued Table 4.

HS 2 Digit		Berat (ton)/ Weight (ton)	Nilai (juta US\$)/ Value (US\$ million)	Peranan/Share (%)	
				Berat/ Weight	Nilai/ Value
(1)		(2)	(3)	(4)	(5)
24022020	Rokok yang mengandung tembakau, rokok cengkeh	1.773,63	18,65	0,01	0,65
03061711	Udang harimau raksasa (penaeus monodon), beku, tanpa kepala	1.237,80	14,69	~0,00	0,51
03063391	Kepiting selain kepiting biru (callinectes spp) dan kepiting salju (kepiting dari famili oregoniidae), hidup	3.249,40	11,26	0,01	0,39
27060000	Tar yang disuling dari batu bara, dari lignit atau dari gambut, dan tar mineral lainnya, baik yang dikeringkan atau disuling sebagian, termasuk tar yang dilarutkan kembali	12.474,12	4,99	0,04	0,17
03028919	Ikan laut segar atau dingin, selain kode HS 03028911 03028918	3.629,38	4,52	0,01	0,16
03061790	Udang dan udang selain udang windu raksasa, udang whiteleg, dan udang sungai raksasa, beku	688,91	4,45	~0,00	0,16
15111000	Minyak sawit mentah	4.468,26	3,92	0,01	0,14
27011210	Batubara bitumen, baik dihancurkan atau tidak, tetapi tidak digumpalkan, batubara kokas	52.875,00	3,79	0,15	0,13
27111100	Gas alam cair	3.492,14	1,94	0,01	0,07
03063312	Kepiting biru (callinectes spp) dan kepiting salju (kepiting dari keluarga oregoniidae), segar atau dingin	406,20	1,88	~0,00	0,07
Lainnya		27.026,32	14,24	0,08	0,50
Total/Total		34.640.512,11	2.861,77	100,00	100,00

Sumber/Source : Dokumen PEB, Catatan Instansi, Survei Perdagangan Lintas Batas / PEB Document, Agency Notes, Cross Border Trade Survey

Produk ekspor yang dihasilkan di Kalimantan Utara pada tahun 2023 tidak hanya diekspor melalui pelabuhan yang berlokasi di Kalimantan Utara saja, melainkan juga diekspor melalui pelabuhan di luar Kalimantan Utara, yaitu melalui

Export products produced in Kalimantan Utara in 2023 will not only be exported through ports located in Kalimantan Utara, but also exported through ports outside Kalimantan Utara, namely through export gateways located in

gerbang ekspor yang berada di Provinsi Bali, DKI Jakarta, Jawa Timur, Kalimantan Timur, Kepulauan Riau, Lampung, Riau, Sulawesi Selatan, dan Sumatera Selatan. Adapun produk asli Kalimantan Utara paling banyak diekspor melalui Provinsi Jawa Timur dengan nilai ekspor sebanyak US\$ 79,15 juta. Komoditas yang diekspor melalui Provinsi Jawa Timur diantaranya adalah Udang harimau raksasa (*penaeus monodon*), beku, tanpa kepala sebanyak US\$ 41,75 juta; *Eucheuma cottonii*, kering tetapi tidak digiling sebanyak US\$ 15,02 juta; dan Udang galah dan udang, disiapkan atau diawetkan, dalam wadah kedap udara, selain bakso udang & udang yang dilapisi tepung roti sebanyak US\$ 10,06 juta.

Nilai ekspor terbanyak selanjutnya adalah melalui Provinsi Kalimantan Timur, dengan nilai ekspor sebanyak US\$ 37,87 juta. Komoditas yang diekspor melalui Provinsi Kalimantan Timur diantaranya adalah Batubara, baik dihancurkan atau tidak, tetapi tidak digumpal, selain antrasit dan bitumen sebanyak US\$ 30,16 juta; Batubara bitumen, baik dihancurkan atau tidak, tetapi tidak digumpal, selain batubara kokas sebanyak US\$ 6,51 juta; dan Kerapu Hidup selain karang macan tutul, marmer coklat, dan bungkuk, selain benih sebanyak US\$ 0,97 juta. Ekspor terbesar selanjutnya adalah melalui Provinsi Sulawesi Selatan, yaitu sebanyak US\$ 17,73 juta.

*Bali, DKI Jakarta, Jawa Timur, Kalimantan Timur, Kepulauan Riau, Lampung, Riau, Sulawesi Selatan, dan Sumatera Selatan Province. Kalimantan Utara's original products are most exported through Jawa Timur Province with an export value of US\$ 79.15 million. Commodities exported through Jawa Timur Province include Giant tiger prawns (*penaeus monodon*), frozen, headless as much as US\$ 79.15 million; *Eucheuma cottonii*, dried but not ground for US\$ 79.15 million; Shrimps and prawns, prepared or preserveed, in airtight container, other than shrimp ball & breaded shrimp for US\$ 79.15 million.*

The next highest export value is through Kalimantan Timur Province, with an export value of US\$ 37.87 million. Commodities exported through Kalimantan Timur Province include Coal, whether or not pulverised, but not agglomerated, other than antracite and bituminous amounting to US\$ 30.16 million; Bituminous coal, whether or not pulverised, but not agglomerated, other than coking coal amounted to US\$ 6.51 million; and Live Live Grouper other than leopard coral, brown-marbled, and humpback, other than fry amounting to US\$ 0.97 million. The next largest export is through Sulawesi Selatan Province, which is US\$ 17.73 million.

Statistik Ekspor Provinsi Kalimantan Utara 2023

Tabel/Table 5 Nilai Ekspor Produk Asli Kalimantan Utara Menurut Provinsi Ekspor di Luar Kalimantan Utara, 2023
Export Value of Original Products of Kalimantan Utara According to Other Export Provinces, 2023

No.	Pelabuhan/Port	Berat (ton)/ Weight (ton)	Nilai (juta US\$)/ Value (US\$ million)
(1)	(2)	(3)	(4)
1	Bali	0,03	-0,00
2	Dki Jakarta	2.808,00	0,66
3	Jawa Timur	22.329,79	79,15
4	Kalimantan Timur	260.833,55	37,87
5	Kalimantan Utara	22.661.084,85	1.818,69
6	Kepulauan Riau	15,04	0,04
7	Lampung	7,47	0,01
8	Riau	417,64	0,36
9	Sulawesi Selatan	13.290,91	17,73
10	Sumatera Selatan	3,47	0,01
Total/Total		22.960.790,74	1.954,52

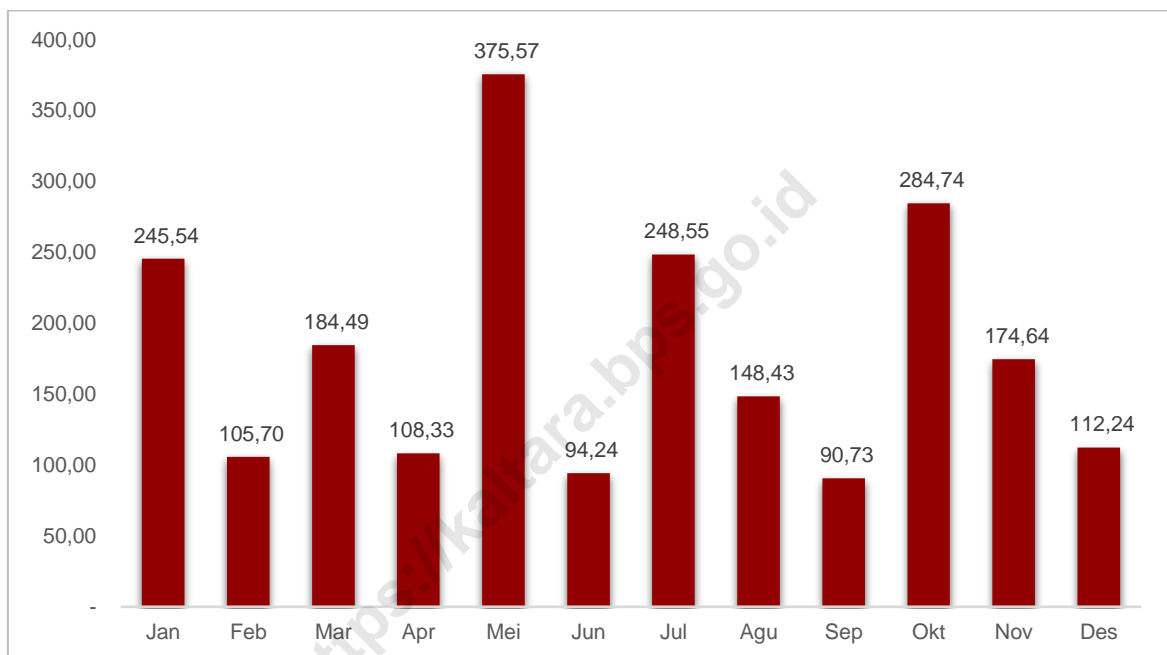
Sumber/Source : Dokumen PEB, Catatan Instansi, Survei Perdagangan Lintas Batas/
PEB Document, Agency Notes, Cross Border Trade Survey

Kondisi surplus atau defisit pada perdagangan luar negeri dapat dilihat melalui nilai neraca perdagangannya. Neraca perdagangan luar negeri di Kalimantan Utara menunjukkan adanya kondisi surplus yang berfluktuasi sepanjang tahun 2023. Nilai surplus neraca perdagangan tertinggi terjadi pada bulan Mei 2023 dengan nilai surplus sebesar US\$ 375,57 juta. Kemudian nilai surplus neraca perdagangan tertinggi kedua terjadi pada bulan Oktober 2023 dengan nilai surplus

The condition of surplus or deficit in foreign trade can be seen through the value of the trade balance. The foreign trade balance in Kalimantan Utara shows a fluctuating surplus condition throughout 2023. The highest trade balance surplus value occurred in May 2023 with a surplus value of US\$ 375.57 million. Then the second highest trade balance surplus value occurred in October 2023 with a surplus value of US\$ 284.74 million. In addition, the lowest trade balance surplus value

sebesar US\$ 284,74 juta. Disamping itu, nilai surplus neraca perdagangan terendah terjadi pada bulan September 2023 dengan nilai surplus sebesar US\$ 90,73 juta. Total nilai surplus neraca perdagangan di Kalimantan Utara sepanjang tahun 2023 adalah sebesar US\$ 2.173,21 juta dengan rata-rata surplus setiap bulannya sebesar US\$ 334,34 juta.

occurred in September 2023 with a surplus value of US\$ 90.73 million. The total value of the trade balance surplus in Kalimantan Utarathroughout 2023 is US\$ 2,173.21 million with an average monthly surplus of US\$ 334.34 million.



Sumber/Source : Dokumen PEB, Catatan Instansi, Survei Perdagangan Lintas Batas / PEB Document, Agency Notes, Cross Border Trade Survey

Gambar/Image 4 Neraca Perdagangan di Kalimantan Utara, 2023
Trade Balance in Kalimantan Utara, 2023

DAFTAR PUSTAKA/ BIBLIOGRAPHY

Badan Pusat Statistik. 2023. Perkembangan Ekspor Impor Provinsi Kalimantan Utara Bulan Januari 2023. Bulungan: Berita Resmi Statistik.

Badan Pusat Statistik. 2023. Perkembangan Ekspor Impor Provinsi Kalimantan Utara Bulan Februari 2023. Bulungan: Berita Resmi Statistik.

Badan Pusat Statistik. 2023. Perkembangan Ekspor Impor Provinsi Kalimantan Utara Bulan Desember 2023. Bulungan: Berita Resmi Statistik.

<https://kaltara.bps.go.id>

LAMPIRAN

APPENDIX



Komoditas Unggulan Ekspor Asli Kalimantan Utara The Leading Export Commodities Native to Kalimantan Utara



Batu Bara/ Coal

US\$ 1.623.480.598

(83,06%)



Rokok dan Tembakau/ Cigarettes and Tobacco

US\$ 132.564.536

(6,78%)



Ikan, Udang, dll./ fish, shrimp, etc.

US\$ 100.536.917

(5,14%)



Komoditas unggulan ekspor asli Kalimantan Utara pada tahun 2023 yaitu, Batu Bara yaitu senilai US \$ 1.623.480.598, Rokok dan Tembakau senilai US \$ 132.564.536 dan Ikan, Udang dll. Senilai US \$ 100.536.917/

The leading export commodities native to Kalimantan Utara in 2023 are coal, worth US \$ 1,623,480,598, cigarettes and tobacco worth US \$ 132,564,536 and fish, shrimp, etc. Worth US \$ 100,536,917

LAMPIRAN/APPENDIX

Lampiran/Appendix 1 Perkembangan Ekspor di Kalimantan Utara, 2023
Export Development in Kalimantan Utara, 2023

Bulan/Month	Berat (ton)/ Weight (ton)	Nilai (juta US\$)/ Value (US\$ million)
(1)	(2)	(3)
Januari/January	2.199.464,66	260,25
Februari/February	1.643.979,60	134,75
Maret/March	2.292.372,41	198,94
April/April	1.848.142,57	158,21
Mei/May	4.775.459,31	413,40
Juni/June	1.759.317,26	153,03
Juli/July	3.955.700,90	295,62
Agustus/August	3.578.673,66	255,99
September/September	2.081.354,90	136,21
Oktober/October	4.954.102,46	383,38
November/November	3.273.788,53	267,79
Desember/December	2.278.155,88	204,21
Total/Total	34.640.512,11	2.861,77

Statistik Ekspor Provinsi Kalimantan Utara 2023

Lampiran/Appendix 2 Nilai Ekspor di Kalimantan Utara Menurut Pelabuhan Muat di Kalimantan Utara, 2023
Export Value in Kalimantan Utara According to The Port of Loading in Kalimantan Utara, 2023

Bulan/Month	Berat (ton)/ Weight (ton)	Nilai (juta US\$)/ Value (US\$ million)
(1)	(2)	(3)
Tanjung Selor	4.222.058,12	167,58
Januari/January	260.952,00	12,09
Februari/February	416.077,21	20,39
Maret/March	541.608,91	27,45
April/April	349.747,00	15,04
Mei/May	321.290,00	13,41
Juni/June	142.435,00	5,54
Juli/July	305.050,00	8,59
Agustus/August	375.547,00	10,35
September/September	551.715,00	21,15
Oktober/October	428.057,00	12,99
November/November	276.875,00	11,92
Desember/December	252.704,00	8,66
Lingkas Tarakan	22.762.982,12	2.097,99
Januari/January	976.328,35	130,79
Februari/February	682.870,98	84,78
Maret/March	1.137.047,95	133,50
April/April	981.038,56	112,45
Mei/May	3.701.128,49	359,21
Juni/June	1.134.407,71	105,38
Juli/July	3.123.714,87	246,43
Agustus/August	2.498.530,86	191,37
September/September	679.107,91	60,58
Oktober/October	3.969.901,73	322,78
November/November	2.511.861,41	216,57
Desember/December	1.367.043,30	134,14
Nunukan	2.379.775,51	429,83
Januari/January	370.874,31	93,92
Februari/February	3.535,21	9,29
Maret/March	113.477,14	19,92
April/April	61.721,01	14,86

Lanjutan Lampiran 2/Continued Appendix 2.

Bulan/Month	Berat (ton)/ Weight (ton)	Nilai (juta US\$)/ Value (US\$ million)
(1)	(2)	(3)
Mei/May	1.728,82	15,18
Juni/June	155.339,55	32,14
Juli/July	256.496,03	34,83
Agustus/August	222.738,80	43,07
September/September	421.054,52	43,57
Oktober/October	179.263,73	37,89
November/November	190.437,81	31,00
Desember/December	403.108,58	54,16
Bunyu	5.259.029,30	163,97
Januari/January	591.310,00	23,46
Februari/February	541.453,00	19,95
Maret/March	500.118,00	17,42
April/April	455.636,00	15,86
Mei/May	751.312,00	25,60
Juni/June	327.135,00	9,97
Juli/July	270.440,00	5,76
Agustus/August	481.857,00	11,19
September/September	412.974,00	9,49
Oktober/October	376.880,00	9,72
November/November	294.614,30	8,30
Desember/December	255.300,00	7,26
Tarakan (U)	16.623,87	2,06
Maret/March	120,40	0,64
Agustus/August	–	–
September/September	16.503,47	1,42
Juata Tarakan	43,20	0,33
Februari/February	43,20	0,33
Total/Total	34.640.512,11	2.861,77

Statistik Ekspor Provinsi Kalimantan Utara 2023

Lampiran/Appendix 3 Nilai Ekspor di Kalimantan Utara Menurut Negara Tujuan, 2023
Export Value in Kalimantan Utara According to Destination Country, 2023

Negara Tujuan/ Destination Country	Berat (ton)/ Weight (ton)	Nilai (juta US\$)/ Value (US\$ million)
(1)	(2)	(3)
BANGLADESH	962.033,00	78,95
CAMBODIA	1.342.497,00	125,41
CHINA	12.018.182,86	828,99
FRANCE	10,80	0,11
HONG KONG	27.558,09	2,34
INDIA	10.432.436,63	618,21
ITALY	347.037,50	66,64
JAPAN	1.161.368,47	202,76
KOREA, REPUBLIC OF	1.040.181,44	103,04
MALAYSIA	2.145.574,26	242,00
NEW ZEALAND	98.084,84	11,27
PAKISTAN	215.275,00	12,87
PHILIPPINES	647.019,12	314,28
SINGAPORE	69,39	0,55
TAIWAN	573.861,57	72,57
THAILAND	2.289.386,00	95,03
UNITED KINGDOM	64,02	0,45
UNITED STATES	104,83	1,61
VIETNAM	1.339.767,31	84,70
Total/Total	34.640.512,11	2.861,77

Lampiran/Appendix 4 Nilai Ekspor di Kalimantan Utara Menurut Kode HS 2 Digit, 2023
Export Value in Kalimantan Utara According to HS 2 Digit Code, 2023

Kode/ Code	Komoditas HS 2 Digit 2 HS Digit Commodities	Berat (ton)/ Weight (ton)	Nilai (juta US\$)/ Value (US\$ million)
(1)	(2)	(3)	(4)
27	Bahan bakar mineral, minyak mineral dan produk sulingannya; zat mengandung bitumen; malam mineral	34.532.538,86	2.511,36
24	Tembakau dan pengganti tembakau dipabrikasi	27.303,96	249,98
44	Kayu dan barang dari kayu; arang kayu	43.024,89	48,87
3	Ikan dan krustasea, moluska serta invertebrata air lainnya	11.669,83	44,18
15	Lemak dan minyak hewani atau nabati serta produk disosiasinya; lemak olahan yang dapat dimakan; malam hewani atau malam nabati	4.468,84	3,92
10	Serealia	1.438,40	1,11
14	Bahan anyaman nabati; produk nabati tidak dirinci atau termasuk dalam pos lainnya	6.000,00	0,53
12	Biji dan buah mengandung minyak; bermacam-macam butir; biji dan buah; tanaman industri atau tanaman obat; jerami dan makanan ternak	3.671,06	0,52
16	Olahan dari daging, ikan, krustasea, moluska atau invertebrata air lainnya	65,82	0,46
25	Garam; belerang; tanah dan batu; bahan plester; kapur dan semen	9.324,00	0,35
8	Buah dan buah bertempurung yang dapat dimakan; kulit dari buah jeruk dan melon	707,88	0,20
23	Residu dan sisa dari industri makanan; olahan makanan hewan	72,52	0,06
19	Olahan dari serealia, tepung, pati atau susu; produk industri kue	79,31	0,06
29	Bahan kimia organik	7,50	0,04
73	Barang dari besi atau baja	21,34	0,03
61	Pakaian dan aksesoris pakaian, rajutan atau kaitan	14,15	0,02
9	Kopi, teh, mate, dan rempah-rempah	14,08	0,02
41	Jangat dan kulit mentah (selain kulit berbulu) dan kulit samak	0,31	0,02
18	Kakao dan olahan kakao	6,04	0,01
62	Pakaian dan aksesoris pakaian, bukan rajutan atau kaitan	3,26	0,01
17	Gula dan kembang gula	33,23	0,01
22	Minuman, alkohol, dan cuka	18,51	0,01
6	Pohon hidup dan tanaman lainnya; umbi, akar danyang semacam itu; bunga potong dan daun untuk hiasan	13,14	0,01
21	Bermacam-macam olahan yang dapat dimakan	5,18	~0,00
63	Barang tekstil sudah jadi lainnya; set; pakaian bekas dan barang tekstil bekas; gombal	0,37	~0,00

Statistik Ekspor Provinsi Kalimantan Utara 2023

Lanjutan Lampiran 4/Continued Appendix 4.

Kode/ Code	Komoditas HS 2 Digit 2 HS Digit Comodities	Berat (ton)/ Weight (ton)	Nilai (juta US\$)/ Value (US\$ million)
(1)	(2)	(3)	(4)
57	Karpet dan tekstil penutup lantai lainnya	0,47	~0,00
11	Produk industri penggilingan; malt; pati; inulin; gluten gandum	2,35	~0,00
76	Aluminium dan barang daripadanya	0,25	~0,00
39	Plastik dan barang daripadanya	1,38	~0,00
20	Olahan dari sayuran, buah, biji/kacang atau bagian dari tanaman	1,93	~0,00
33	Minyak atsiri dan resinoida, preparat wewangian, kosmetika atau rias	0,08	~0,00
83	Bermacam-macam barang dari logam tidak mulia	1,10	~0,00
94	Perabotan; keperluan tidur, kasur, alas kasur, bantal kursi dan perabotan yang diisi semacam itu ; lampu dan alat kelengkapan penerangan; papan/tanda iluminasi; bangunan prefabrikasi	0,30	~0,00
46	Barang dari jerami, dari rumput esparto dan dari bahan anyaman lainnya; keranjang dan barang anyaman	1,10	~0,00
95	Keperluan olah raga; bagian dan aksesorinya	0,20	~0,00
7	Sayuran dan akar serta bonggol tertentu yang dapat dimakan	0,13	~0,00
96	Bermacam-macam barang hasil pabrik	0,07	~0,00
5	Produk hewani, tidak dirinci atau termasuk dalam pos lain	0,25	~0,00
72	Besi dan baja	0,05	~0,00
30	Produk farmasi	0,01	~0,00
34	Sabun, bahan aktif permukaan organik, preparat pembersih, pelumas, malam tiruan/olahan, preparat pemoles/penggosok, lilin; dan preparat untuk gigi dengan bahan dasar plaster	–	–
84	Reaktor nuklir, ketel, mesin dan peralatan mekanis; bagian daripadanya	–	–
31	Pupuk	0,02	~0,00
Total/Total		34.640.512,11	2.861,77

Lampiran/Appendix 5 Berat Ekspor di Kalimantan Utara Menurut Kode HS 8 Digit (ton), 2023
Export Weight in Kalimantan Utara According to HS 8 Digit Code (ton), 2023

Kode/ Code	Komoditas HS 8 Digit/ 8 HS Digit Commodities	Berat (ton)/ Weight (ton)
(1)	(2)	(3)
27011900	<i>Coal, whether or not pulverised, but not agglomerated, other than antracite and bituminous</i>	29.380.256,00
27011290	<i>Bituminous coal, whether or not pulverised, but not agglomerated, other than coking coal</i>	4.266.283,60
24022090	<i>Cigarettes containing tobacco, other than beedies and clove cigarettes</i>	25.496,53
44123100	<i>Plywood, consisting solely of sheets of wood (not bamboo), each ply ≤ 6mm thickness, with at least one outer ply of tropical wood</i>	39.996,83
27021000	<i>Lignite, whether or not pulverised, but not agglomerated</i>	817.158,00
24022020	<i>Cigarettes containing tobacco, clove cigarettes</i>	1.773,63
03061711	<i>Giant tiger prawns (penaeus monodon), frozen, headless</i>	1.237,80
03063391	<i>Crab other than blue crabs (callinectes spp) and snow crabs (crabs of the family oregoniidae), live</i>	3.249,40
27060000	<i>Tar distilled from coal, from lignite or from peat, and other mineral tars, whether or not dehydrated or partially distilled, including reconstituted tars</i>	12.474,12
03028919	<i>Fresh or chilled marine fish, other than HS code 03028911 to 03028918</i>	3.629,38
03061790	<i>Shrimps and prawns other than giant tiger prawns, whiteleg shrimps, and giant river prawns, frozen</i>	688,91
15111000	<i>Crude palm oil</i>	4.468,26
27011210	<i>Bituminous coal, whether or not pulverised, but not agglomerated, coking coal</i>	52.875,00
27111100	<i>Liquefied, natural gas</i>	3.492,14
03063312	<i>Blue crabs (callinectes spp) and snow crabs (crabs of the family oregoniidae), fresh or chilled</i>	406,20
03063392	<i>Crab other than blue crabs (callinectes spp) and snow crabs (crabs of the family oregoniidae), fresh or chilled</i>	378,20
03063311	<i>Blue crabs (callinectes spp) and snow crabs (crabs of the family oregoniidae), live</i>	348,80

Statistik Ekspor Provinsi Kalimantan Utara 2023

Lanjutan Lampiran 5/Continued Appendix 5.

Kode/ Code	Komoditas HS 8 Digit/ 8 HS Digit Commodities	Berat (ton)/ Weight (ton)
(1)	(2)	(3)
44089090	Wood, other than in heading 4408, sheets for veneer/plywood, oth wood sawn, slice/peel, whether/not plan, sand/end-join,thick≤6mm	856,82
10063099	Semi-milled or wholly milled rice, whether or not polished or glazed, other than hs code 10063030 to 10063091	1.438,30
03061719	Giant tiger prawns (<i>penaeus monodon</i>), frozen, other than headless	82,85
44092200	Wood,non-coniferous of tropical wood, cotinuously shaped along any of its edgee,ends/faces,whether or not planed,sanded/end-jointed	558,22
03024900	Sardinella, brisling or sprats, indian mackerels, seerfishes, jacks, crevalles, silver pomfrets, pacific saury, scads, capelin, kawakawa, bonitos, marlins, sailfishes, spearfish, fresh or chilled	379,28
03028911	Grouper, fresh or chilled	244,80
03063639	Other shrimps and prawns other than giant tiger prawns, whiteleg shrimps, and giant river prawns, fresh or chilled	248,00
14049091	Palm kernel shells	6.000,00
12079950	Fresh fruit bunch of oil palm	3.655,31
16052990	Shrimps and prawns, prepared or preserveed, in airtight container, other than shrimp ball & breaded shrimp	64,02
44124190	Laminated veneered lumber, with at least one outer ply of tropical wood other than teak	361,14
03028917	Black pomfrets (<i>parastromatus niger</i>), fresh or chilled	47,84
25070000	Kaolin and other kaolinic clays, whether or not calcined	9.324,00
44219996	Barecore, of other than bamboo	533,30
03028918	Mangrove red snappers (<i>lutjanus argentimaculatus</i>), fresh or chilled	137,81
03038923	Milkfish (<i>chanos chanos</i>), frozen	200,00
44125100	Blockboard, laminboard, and battenboard, with at least one outer ply of tropical wood	481,22
24031919	Smoking tobacco, w.o.n containing tobacco substitutes in any proportion, packed for retail sale, other than ang hoon and water pipe tobacco	33,79
03063631	Giant tiger prawns (<i>penaeus monodon</i>), fresh or chilled	80,20

Lanjutan Lampiran 5/Continued Appendix 5.

Kode/ Code	Komoditas HS 8 Digit/ 8 HS Digit Comodities	Berat (ton)/ Weight (ton)
(1)	(2)	(3)
03019936	<i>Live Grouper other than leopard coral, brown-marbled, and humpback, other than fry</i>	12,50
03028916	<i>Torpedo scads (megalaspis cordyla), spotted sicklefish (drepane punctata) and great barracudas (sphyraena barracuda), fresh or chilled</i>	136,10
44124200	<i>Laminated veneered lumber, with at least one outer ply of non-coniferous wood</i>	170,39
08011990	<i>Coconuts, other than desiccated, in the inner shell (endocarp), and young coconut, fresh or dried, whether or not shelled or peeled</i>	507,05
23069090	<i>Oil-cake & oth solid residues, w.o.n ground/in the form of pellets, resulting from the extraction of vegetable/microbial fats/oils, oth than those of heading 2304 / 2305, other than HS code 23061000 to 23069010</i>	72,52
03028929	<i>Fresh or chilled fish other than marine fish, other than hs code 03028922 to 03028929</i>	101,50
03038919	<i>Frozen marine fish, other than HS code 03038911 to 03038918</i>	40,00
03061499	<i>Crab other than swimming crabs, king crabs, and snow crabs, frozen, other than smoked</i>	3,96
44083100	<i>Dark Red Meranti, Light Red Meranti and Meranti Bakau of tropical wood, sheets for veneering, plywood and laminated wood</i>	34,07
08039090	<i>Bananas, not elsewhere classified in subheading 0803, fresh or dried,</i>	106,21
29299010	<i>Sodium cyclamate</i>	7,50
08109040	<i>Langsat (lanzones), fresh</i>	26,65
44188190	<i>Engineered structural timber products, glue-laminated timber, in other than block shape</i>	22,78
08106000	<i>Durians, fresh</i>	30,47
12122112	<i>Eucheuma cottonii, dried but not ground</i>	14,22
19023040	<i>Instant noodles, whether or not cooked or otherwise prepared, other than stuffed</i>	10,40
19049090	<i>Cereals (other than maize (corn)), in grain form or in the form of flakes or other worked grains (except flour, groats and meal), pre-cooked or otherwise prepared, not elsewhere specified or included</i>	46,72

Statistik Ekspor Provinsi Kalimantan Utara 2023

Lanjutan Lampiran 5/Continued Appendix 5.

Kode/ Code	Komoditas HS 8 Digit/ 8 HS Digit Comodities	Berat (ton)/ Weight (ton)
(1)	(2)	(3)
73089099	<i>Plates, rods, angles, shapes, sections, tubes and the like, prepared for use in structures, of iron or steel</i>	12,19
41071900	<i>Leather further prep after tanning/crusting of bovine/equine animal, whole hide and skin, other than full grain,unsplit,grains split</i>	0,31
19059080	<i>Other crisp savoury food products</i>	8,85
08109030	<i>Rambutan, fresh</i>	23,59
08023200	<i>Walnuts, shelled, fresh or dried, whether or not peeled</i>	5,78
08043000	<i>Pineapples, fresh or dried</i>	1,47
09109990	<i>Spices, not elsewhere classified in heading 0910, mixtures referred to in note 1(b) to this chapter</i>	11,15
61069000	<i>Women's or girls' blouses, shirts and shirt-blouses, knitted or crocheted; of other textile materials</i>	9,75
44072513	<i>Wood, tropical wood, of dark red meranti or light red meranti, planed, sanded or end-jointed</i>	10,14
03024200	<i>Anchovies (engraulis spp), fresh or chilled</i>	4,31
18010090	<i>Cocoa beans, whole or broken, raw or roasted, not fermented</i>	5,50
61149090	<i>Other garments, knitted or crocheted; of other textile materials (other than of wool or fine animal hair)</i>	4,20
03069529	<i>Shrimps and prawns, in airtight containers for retail sale, other than in shell, cooked by steaming or boiling in water</i>	10,00
62114950	<i>Women's or girls' sarong of tubular type; of other textile materials (other than of cotton and man-made fibres)</i>	3,00
73239310	<i>Kitchenware and parts thereof; of stainless steel</i>	5,75
73239990	<i>Tableware, kitchenware or other household articles and parts thereof; of iron other than stainless steel and cast iron</i>	3,40
17019910	<i>Refined sugar</i>	29,48
06049090	<i>Foliage, branches & oth parts of plants,without flowers/flower buds,and grasses,being goods of a kind suitable for bouquets/for ornamental purposes,dried, dyed,bleached,impregnated/otherwise prepared</i>	7,32

Lanjutan Lampiran 5/Continued Appendix 5.

Kode/ Code	Komoditas HS 8 Digit/ 8 HS Digit Comodities	Berat (ton)/ Weight (ton)
(1)	(2)	(3)
22029950	<i>Non-aerated beverages ready for immediate consumption without dilution, other than hs 2202.91.00-2202.99.40</i>	5,13
16023290	<i>Prepared or preserved of meat, meat offal, blood of fowls of species gallus domesticus, other than chicken curry in airtight container</i>	1,80
12019000	<i>Soya beans, whether or not broken, other than seed</i>	1,50
21069099	<i>Food preparations not elsewhere specified or included, other than HS code 21061000 to 21069098</i>	5,16
09041110	<i>White pepper, neither crushed nor ground</i>	0,75
63031990	<i>Curtains (including drapes) and interior blinds; curtain or bed valances; knitted or crocheted; of other textile materials (other than of synthetic fibres and cotton)</i>	0,32
57029210	<i>Prayer rugs; of man - made textile materials; not of pile construction, made up</i>	0,47
03055921	<i>Dried fish, other than edible fish offal, whether or not salted but not smoked of anchovies (stolephorus spp, coilia spp, setipinna spp, lycothrisa spp, thryssa spp and encrasicholina spp)</i>	0,50
09101100	<i>Ginger, neither crushed nor ground</i>	2,05
08109050	<i>Jackfruit (including cempedak and nangka), fresh</i>	3,63
19019099	<i>Food preparations not suitable for infants or young childrens, other than medical food</i>	1,00
06029090	<i>Other live plants (including their roots), root cuttings and slips, mushroom spawn</i>	5,82
11010019	<i>Wheat flour, other than fortified</i>	2,00
17019990	<i>Cane or beet sugar and chemically pure sucrose, in solid form, other than raw sugar not containing added flavouring or colouring matter, other than refined sugar</i>	2,40
22011010	<i>Mineral waters</i>	12,81
76101090	<i>Aluminium structure for windows & their frames & thresholds for windows</i>	0,25
39249090	<i>Plastics, household articles and hygienic or toilet articles n.e.c. in heading no. 3924</i>	1,35
19049010	<i>Rice preparations, including pre-cooked rice</i>	3,70

Statistik Ekspor Provinsi Kalimantan Utara 2023

Lanjutan Lampiran 5/Continued Appendix 5.

Kode/ Code	Komoditas HS 8 Digit/ 8 HS Digit Comodities	Berat (ton)/ Weight (ton)
(1)	(2)	(3)
19059090	<i>Bread,pastry,cakes,biscuits&oth bakers' wares, w.o.n containing cocoa, communion wafers,empty cachets suitable for pharmaceutical use,sealing wafers, rice paper&similar products, nec in head 1905</i>	6,85
08109091	<i>Salacca (snake fruit), fresh</i>	2,17
20081190	<i>Ground nuts, otherwise prepared or preserved whether or not containing added sugar or other sweetening matter or spirit, other than roasted and peanut butter</i>	1,92
19012010	<i>Mixes and doughs for the preparation of bakers' wares of heading 1905, of flour, groats, meal, starch or malt extract, not containing cocoa</i>	1,58
61046200	<i>Women's or girls' trousers, bib and brace overalls, breeches and shorts (other than swimwear), knitted or crocheted; of cotton</i>	0,05
61045900	<i>Women's or girls' skirts and divided skirts, knitted or crocheted; of other textile materials</i>	0,12
17011200	<i>Beet sugar</i>	1,35
03056300	<i>Salted but not dried or smoked and fish in brine, other than edible fish offal of anchovies (engraulis spp)</i>	0,20
18063200	<i>Chocolate and other food preparations containing cocoa, not filled, in blocks, slabs, bars, weight ≤ 2kg</i>	0,54
62160099	<i>Gloves, mittens and mitts, of other textile materials (other than of wool or fine animal hair and cotton)</i>	0,25
22029940	<i>Coffee based drinks or coffee flavoured drinks</i>	0,58
03027900	<i>Nile perch (lates niloticus) and snakeheads (channa spp), fresh or chilled</i>	0,40
83081000	<i>Hooks, eyes,eyelets used for clothing/clothingacc, footwear, jewellery, watches, books, awnings and leather; of base metal</i>	1,10
33030000	<i>Perfumes and toilet waters</i>	0,06
15119032	<i>Solid fractions of palm oil, refined oil, but not chemically modified, with iodine value exceeding 40</i>	0,58
19054090	<i>Rusk, toasted bread & similar toasted product, containing added sugar, honey, eggs, fats, cheese or fruit</i>	0,07
94041000	<i>Mattress supports</i>	0,30

Lanjutan Lampiran 5/Continued Appendix 5.

Kode/ Code	Komoditas HS 8 Digit/ 8 HS Digit Comodities	Berat (ton)/ Weight (ton)
(1)	(2)	(3)
03055929	<i>Dried fish, other than edible fish offal, whether or not salted but not smoked of marine fish other than anchovies (stolephorus, coilia, setipinna, lycothrisa, thryssa and encrasicholina spp)</i>	0,50
46019210	<i>Plaits and similar products of plaiting materials, whether or not assembled into strips of bamboo</i>	1,10
95030029	<i>Parts and accessories for dolls other than garments and garment accessories; footwear and headgear</i>	0,20
03034300	<i>Skipjack tuna (stripe-bellied bonito) (katsuwonus pelamis), frozen</i>	0,10
61041920	<i>Women's or girls' suits, knitted or crocheted; of other textile materials; of cotton</i>	0,01
19059040	<i>Pastries</i>	0,11
08045021	<i>Mangoe, fresh</i>	0,40
11010011	<i>Wheat flour, fortified</i>	0,30
07096010	<i>Chillies (fruits of genus capsicum), fresh or chilled</i>	0,07
63064090	<i>Pneumatic mattresses; of other than cotton</i>	0,05
96162000	<i>Powder-puffs and pads for the application of cosmetics or toilet preparations</i>	0,07
19051000	<i>Crispbread, whether or not containing cocoa</i>	0,02
05119130	<i>Fish skin</i>	0,25
72143090	<i>Other bars&rods of iron,not further worked than forged,hot-rolled; oth than containing indentations,ribs; of free-cutting steel; oth than of circular cross-section</i>	0,05
03023300	<i>Skipjack tuna (stripe-bellied bonito) (katsuwonus pelamis), fresh or chilled</i>	0,10
09041190	<i>Pepper, other than white pepper and black pepper, neither crushed nor ground</i>	0,03
61119090	<i>Babies' garments and clothing accessories, knitted or crocheted; of other textile materials; other than of wool or fine animal hair</i>	–
03011990	<i>Live ornamental fish other than freshwater fish, other than fry</i>	–
39199099	<i>Self-adhesive plates, sheets, film, foil, tape, strip and other flat shapes, in rolls of a width > 20 cm, other than HS 39199091-39199092</i>	0,03
30049055	<i>Analgesics, antipyretics&other medicaments for the treatment of coughs/colds, in liniment form</i>	0,01

Statistik Ekspor Provinsi Kalimantan Utara 2023

Lanjutan Lampiran 5/Continued Appendix 5.

Kode/ Code	Komoditas HS 8 Digit/ 8 HS Digit Commodities	Berat (ton)/ Weight (ton)
(1)	(2)	(3)
61051000	<i>Men's or boys' shirts, knitted or crocheted; of cotton</i>	0,01
33049990	<i>Beauty/make up preparat, for the care of the skin (incl sunscreen or sun tan preparations), ot HS 33041000-33049930</i>	0,01
61044200	<i>Women's or girls' dresses, knitted or crocheted; of cotton</i>	–
10061010	<i>Rice in the husk (paddy or rough), suitable for sowing</i>	0,10
08031010	<i>Plantains, fresh</i>	0,32
73211100	<i>Cooking appliances and plate warmers; for gas fuel or for both gas and other fuels</i>	–
62114290	<i>Women's or girls' garments, other than for fencing or wrestling or prayer cloaks or sarong of tubular type; of cotton</i>	0,01
09021010	<i>Leaves Green tea (not fermented) in immediate packings of a content not exceeding 3 kg, whether or not flavoured</i>	0,10
34011150	<i>Soap for toilet use including bath soap other than medicated soap</i>	–
07092000	<i>Asparagus, fresh or chilled</i>	0,05
21039011	<i>Chilli sauce</i>	–
08072000	<i>Papaws (papayas), fresh</i>	0,03
12129990	<i>Fruit stones and kernels other than apricot, peach (including nectarine) or plum, of a kind used primarily for human consumption, not elsewhere specified or included</i>	0,03
21069097	<i>Tempeh</i>	0,02
08111000	<i>Strawberries, uncooked or cooked by steaming or boiling in water, frozen, whether or not containing added sugar or other sweetening matter</i>	0,02
30045099	<i>Medicaments containing vitamins or other products of heading 2936, other than HS 30045010-30045091</i>	–
09041290	<i>Pepper, other than white pepper and black pepper, crushed or ground</i>	0,01
03022300	<i>Sole (solea spp), fresh or chilled</i>	–
07031021	<i>Shallots, bulbs for propagation, fresh or chilled</i>	0,01
33019090	<i>Concentrates of essential oils in fats, in fixed oils, in waxes or the like, obtained by enfleurage or maceration, terpenic by-products of the deterpenation of essential oils</i>	0,01

Lanjutan Lampiran 5/Continued Appendix 5.

Kode/ Code	Komoditas HS 8 Digit/ 8 HS Digit Comodities	Berat (ton)/ Weight (ton)
(1)	(2)	(3)
11062010	<i>Flour, meal and powder of manioc (cassava)</i>	0,05
08045010	<i>Guavas, fresh or dried</i>	0,02
08109070	<i>Starfruit, fresh</i>	0,03
20089990	<i>Fruit, nuts and other edible parts of plants other than HS code 20089100 to 20089930, otherwise prepared or preserved, not elsewhere specified or included, not containing sugar or sweetening matter</i>	0,01
19042090	<i>Prepared foods obtained from mixtures of unroasted cereal flakes and roasted cereal flakes or swelled cereals</i>	0,01
84182110	<i>Compression type ; Of a capacity not exceeding 230 l</i>	-
03061190	<i>Rock lobster and other sea crawfish (palinurus spp, panulirus spp, jасus spp), frozen, other than smoked</i>	0,20
08109099	<i>Other fruit, fresh, not elsewhere classified in heading 0803-0810</i>	0,05
31010092	<i>Fertilisers produced of animal origin (other than guano), chemically treated</i>	0,02
Total/Total		34.640.512,11

Statistik Ekspor Provinsi Kalimantan Utara 2023

Lampiran/Appendix 6 Nilai Ekspor di Kalimantan Utara Menurut Kode HS 8 Digit, 2023
Export Value in Kalimantan Utara According to HS 8 Digit Code, 2023

Kode/ Code	Komoditas HS 8 Digit/ 8 HS Digit Comodities	Nilai (juta US\$)/ Value (million US\$)
(1)	(2)	(3)
27011900	Coal, whether or not pulverised, but not agglomerated, other than antracite and bituminous	1.969,46
27011290	Bituminous coal, whether or not pulverised, but not agglomerated, other than coking coal	492,19
24022090	Cigarettes containing tobacco, other than beedies and clove cigarettes	231,12
44123100	Plywood, consisting solely of sheets of wood (not bamboo), each ply ≤ 6mm thickness, with at least one outer ply of tropical wood	45,67
27021000	Lignite, whether or not pulverised, but not agglomerated	38,99
24022020	Cigarettes containing tobacco, clove cigarettes	18,65
03061711	Giant tiger prawns (<i>penaeus monodon</i>), frozen, headless	14,69
03063391	Crab other than blue crabs (<i>callinectes spp</i>) and snow crabs (crabs of the family <i>oregoniidae</i>), live	11,26
27060000	Tar distilled from coal, from lignite or from peat, and other mineral tars, whether or not dehydrated or partially distilled, including reconstituted tars	4,99
03028919	Fresh or chilled marine fish, other than HS code 03028911 to 03028918	4,52
03061790	Shrimps and prawns other than giant tiger prawns, whiteleg shrimps, and giant river prawns, frozen	4,45
15111000	Crude palm oil	3,92
27011210	Bituminous coal, whether or not pulverised, but not agglomerated, coking coal	3,79
27111100	Liquefied, natural gas	1,94
03063312	Blue crabs (<i>callinectes spp</i>) and snow crabs (crabs of the family <i>oregoniidae</i>), fresh or chilled	1,88
03063392	Crab other than blue crabs (<i>callinectes spp</i>) and snow crabs (crabs of the family <i>oregoniidae</i>), fresh or chilled	1,69
03063311	Blue crabs (<i>callinectes spp</i>) and snow crabs (crabs of the family <i>oregoniidae</i>), live	1,56
44089090	Wood, other than in heading 4408, sheets for veneer/plywood, oth wood sawn, slice/peel, whether/not plan, sand/end-join, thick≤6mm	1,42
10063099	Semi-milled or wholly milled rice, whether or not polished or glazed, other than hs code 10063030 to 10063091	1,11
03061719	Giant tiger prawns (<i>penaeus monodon</i>), frozen, other than headless	0,86

Lanjutan Lampiran 6/Continued Appendix 6.

Kode/ Code	Komoditas HS 8 Digit/ 8 HS Digit Commodities	Nilai (juta US\$)/ Value (million US\$)
(1)	(2)	(3)
44092200	Wood, non-coniferous of tropical wood, continuously shaped along any of its edge, ends/faces, whether or not planed, sanded/end-jointed	0,64
03024900	Sardinella, brisling or sprats, indian mackerels, seerfishes, jacks, crevalles, silver pomfrets, pacific saury, scads, capelin, kawakawa, bonitos, marlins, sailfishes, spearfish, fresh or chilled	0,63
03028911	Grouper, fresh or chilled	0,61
03063639	Other shrimps and prawns other than giant tiger prawns, whiteleg shrimps, and giant river prawns, fresh or chilled	0,58
14049091	Palm kernel shells	0,53
12079950	Fresh fruit bunch of oil palm	0,50
16052990	Shrimps and prawns, prepared or preserved, in airtight container, other than shrimp ball & breaded shrimp	0,45
44124190	Laminated veneered lumber, with at least one outer ply of tropical wood other than teak	0,39
03028917	Black pomfrets (<i>parastromatus niger</i>), fresh or chilled	0,36
25070000	Kaolin and other kaolinic clays, whether or not calcined	0,35
44219996	Barecore, of other than bamboo	0,34
03028918	Mangrove red snappers (<i>lutjanus argentimaculatus</i>), fresh or chilled	0,28
03038923	Milkfish (<i>chanos chanos</i>), frozen	0,26
44125100	Blockboard, laminboard, and battenboard, with at least one outer ply of tropical wood	0,23
24031919	Smoking tobacco, w.o.n containing tobacco substitutes in any proportion, packed for retail sale, other than ang hoon and water pipe tobacco	0,21
03063631	Giant tiger prawns (<i>penaeus monodon</i>), fresh or chilled	0,16
03019936	Live Grouper other than leopard coral, brown-marbled, and humpback, other than fry	0,12
03028916	Torpedo scads (<i>megalaspis cordyla</i>), spotted sicklefish (<i>drepane punctata</i>) and great barracudas (<i>sphyraena barracuda</i>), fresh or chilled	0,10
44124200	Laminated veneered lumber, with at least one outer ply of non-coniferous wood	0,09
08011990	Coconuts, other than desiccated, in the inner shell (endocarp), and young coconut, fresh or dried, whether or not shelled or peeled	0,06

Statistik Ekspor Provinsi Kalimantan Utara 2023

Lanjutan Lampiran 6/Continued Appendix 6.

Kode/ Code	Komoditas HS 8 Digit/ 8 HS Digit Commodities	Nilai (juta US\$)/ Value (million US\$)
(1)	(2)	(3)
23069090	<i>Oil-cake & oth solid residues, w.o.n ground/in the form of pellets, resulting from the extraction of vegetable/microbial fats/oils, oth than those of heading 2304 / 2305, other than HS code 23061000 to 23069010</i>	0,06
03028929	<i>Fresh or chilled fish other than marine fish, other than hs code 03028922 to 03028929</i>	0,05
03038919	<i>Frozen marine fish, other than HS code 03038911 to 03038918</i>	0,05
03061499	<i>Crab other than swimming crabs, king crabs, and snow crabs, frozen, other than smoked</i>	0,04
44083100	<i>Dark Red Meranti, Light Red Meranti and Meranti Bakau of tropical wood, sheets for veneering, plywood and laminated wood</i>	0,04
08039090	<i>Bananas, not elsewhere classified in subheading 0803, fresh or dried,</i>	0,04
29299010	<i>Sodium cyclamate</i>	0,04
08109040	<i>Langsat (lanzones), fresh</i>	0,03
44188190	<i>Engineered structural timber products, glue-laminated timber, in other than block shape</i>	0,02
08106000	<i>Durians, fresh</i>	0,02
12122112	<i>Eucheuma cottonii, dried but not ground</i>	0,02
19023040	<i>Instant noodles, whether or not cooked or otherwise prepared, other than stuffed</i>	0,02
19049090	<i>Cereals (other than maize (corn)), in grain form or in the form of flakes or other worked grains (except flour, groats and meal), pre-cooked or otherwise prepared, not elsewhere specified or included</i>	0,02
73089099	<i>Plates, rods, angles, shapes, sections, tubes and the like, prepared for use in structures, of iron or steel</i>	0,02
41071900	<i>Leather further prep after tanning/crusting of bovine/equine animal, whole hide and skin, other than full grain,unsplit,grains split</i>	0,02
19059080	<i>Other crisp savoury food products</i>	0,01
08109030	<i>Rambutan, fresh</i>	0,01
08023200	<i>Walnuts, shelled, fresh or dried, whether or not peeled</i>	0,01
08043000	<i>Pineapples, fresh or dried</i>	0,01
09109990	<i>Spices, not elsewhere classified in heading 0910, mixtures referred to in note 1(b) to this chapter</i>	0,01
61069000	<i>Women's or girls' blouses, shirts and shirt-blouses, knitted or crocheted; of other textile materials</i>	0,01
44072513	<i>Wood, tropical wood, of dark red meranti or light red meranti, planed, sanded or end-jointed</i>	0,01
03024200	<i>Anchovies (engraulis spp), fresh or chilled</i>	0,01

Lanjutan Lampiran 6/Continued Appendix 6.

Kode/ Code	Komoditas HS 8 Digit/ 8 HS Digit Commodities	Nilai (juta US\$)/ Value (million US\$)
(1)	(2)	(3)
18010090	<i>Cocoa beans, whole or broken, raw or roasted, not fermented</i>	0,01
61149090	<i>Other garments, knitted or crocheted; of other textile materials (other than of wool or fine animal hair)</i>	0,01
03069529	<i>Shrimps and prawns, in airtight containers for retail sale, other than in shell, cooked by steaming or boiling in water</i>	0,01
62114950	<i>Women's or girls' sarong of tubular type; of other textile materials (other than of cotton and man-made fibres)</i>	0,01
73239310	<i>Kitchenware and parts thereof; of stainless steel</i>	0,01
73239990	<i>Tableware, kitchenware or other household articles and parts thereof; of iron other than stainless steel and cast iron</i>	–
17019910	<i>Refined sugar</i>	–
06049090	<i>Foliage, branches & oth parts of plants, without flowers/flower buds, and grasses, being goods of a kind suitable for bouquets/for ornamental purposes, dried, dyed, bleached, impregnated/otherwise prepared</i>	–
22029950	<i>Non-aerated beverages ready for immediate consumption without dilution, other than hs 2202.91.00-2202.99.40</i>	–
16023290	<i>Prepared or preserved of meat, meat offal, blood of fowls of species gallus domesticus, other than chicken curry in airtight container</i>	–
12019000	<i>Soya beans, whether or not broken, other than seed</i>	–
21069099	<i>Food preparations not elsewhere specified or included, other than HS code 21061000 to 21069098</i>	–
09041110	<i>White pepper, neither crushed nor ground</i>	–
63031990	<i>Curtains (including drapes) and interior blinds; curtain or bed valances; knitted or crocheted; of other textile materials (other than of synthetic fibres and cotton)</i>	–
57029210	<i>Prayer rugs; of man - made textile materials; not of pile construction, made up</i>	–
03055921	<i>Dried fish, other than edible fish offal, whether or not salted but not smoked of anchovies (stolephorus spp, coilia spp, setipinna spp, lycotrissa spp, thryssa spp and encrasicholina spp)</i>	–
09101100	<i>Ginger, neither crushed nor ground</i>	–
08109050	<i>Jackfruit (including cempedak and nangka), fresh</i>	–
19019099	<i>Food preparations not suitable for infants or young childrens, other than medical food</i>	–
06029090	<i>Other live plants (including their roots), root cuttings and slips, mushroom spawn</i>	–

Statistik Ekspor Provinsi Kalimantan Utara 2023

Lanjutan Lampiran 6/Continued Appendix 6.

Kode/ Code	Komoditas HS 8 Digit/ 8 HS Digit Commodities	Nilai (juta US\$)/ Value (million US\$)
(1)	(2)	(3)
11010019	Wheat flour, other than fortified	–
17019990	Cane or beet sugar and chemically pure sucrose, in solid form, other than raw sugar not containing added flavouring or colouring matter, other than refined sugar	–
22011010	Mineral waters	–
76101090	Aluminium structure for windows & their frames & thresholds for windows	–
39249090	Plastics, household articles and hygienic or toilet articles n.e.c. in heading no. 3924	–
19049010	Rice preparations, including pre-cooked rice	–
19059090	Bread,pastry,cakes,biscuits&oth bakers' wares, w.o.n containing cocoa, communion wafers,empty cachets suitable for pharmaceutical use,sealing wafers, rice paper&similar products, nec in head 1905	–
08109091	Salacca (snake fruit), fresh	–
20081190	Ground nuts, otherwise prepared or preserved whether or not containing added sugar or other sweetening matter or spirit, other than roasted and peanut butter	–
19012010	Mixes and doughs for the preparation of bakers' wares of heading 1905, of flour, groats, meal, starch or malt extract, not containing cocoa	–
61046200	Women's or girls' trousers, bib and brace overalls, breeches and shorts (other than swimwear), knitted or crocheted; of cotton	–
61045900	Women's or girls' skirts and divided skirts, knitted or crocheted; of other textile materials	–
17011200	Beet sugar	–
03056300	Salted but not dried or smoked and fish in brine, other than edible fish offal of anchovies (engraulis spp)	–
18063200	Chocolate and other food preparations containing cocoa, not filled, in blocks, slabs, bars, weight ≤ 2kg	–
62160099	Gloves, mittens and mitts, of other textile materials (other than of wool or fine animal hair and cotton)	–
22029940	Coffee based drinks or coffee flavoured drinks	–
03027900	Nile perch (lates niloticus) and snakeheads (channa spp), fresh or chilled	–
83081000	Hooks, eyes,eyelets used for clothing/clothingacc, footwear, jewellery, watches, books, awnings and leather; of base metal	–
33030000	Perfumes and toilet waters	–
15119032	Solid fractions of palm oil, refined oil, but not chemically modified, with iodine value exceeding 40	–

Lanjutan Lampiran 6/Continued Appendix 6.

Kode/ Code	Komoditas HS 8 Digit/ 8 HS Digit Commodities	Nilai (Juta US\$)/ Value (Million US\$)
(1)	(2)	(3)
19054090	<i>Rusk, toasted bread & similar toasted product, containing added sugar, honey, eggs, fats, cheese or fruit</i>	—
94041000	<i>Mattress supports</i>	—
03055929	<i>Dried fish, other than edible fish offal, whether or not salted but not smoked of marine fish other than anchovies (stolephorus, coilia, setipinna, lycotrissa, thryssa and encrasicholina spp)</i>	—
46019210	<i>Plaits and similar products of plaiting materials, whether or not assembled into strips of bamboo</i>	—
95030029	<i>Parts and accessories for dolls other than garments and garment accessories; footwear and headgear</i>	—
03034300	<i>Skipjack tuna (stripe-bellied bonito) (katsuwonus pelamis), frozen</i>	—
61041920	<i>Women's or girls' suits, knitted or crocheted; of other textile materials; of cotton</i>	—
19059040	<i>Pastries</i>	—
08045021	<i>Mangoe, fresh</i>	—
11010011	<i>Wheat flour, fortified</i>	—
07096010	<i>Chillies (fruits of genus capsicum), fresh or chilled</i>	—
63064090	<i>Pneumatic mattresses; of other than cotton</i>	—
96162000	<i>Powder-puffs and pads for the application of cosmetics or toilet preparations</i>	—
19051000	<i>Crispbread, whether or not containing cocoa</i>	—
05119130	<i>Fish skin</i>	—
72143090	<i>Other bars&rods of iron,not further worked than forged,hot-rolled; oth than containing indentations,ribs; of free-cutting steel; oth than of circular cross-section</i>	—
03023300	<i>Skipjack tuna (stripe-bellied bonito) (katsuwonus pelamis), fresh or chilled</i>	—
09041190	<i>Pepper, other than white pepper and black pepper, neither crushed nor ground</i>	—
61119090	<i>Babies' garments and clothing accessories, knitted or crocheted; of other textile materials; other than of wool or fine animal hair</i>	—
03011990	<i>Live ornamental fish other than freshwater fish, other than fry</i>	—
39199099	<i>Self-adhesive plates, sheets, film, foil, tape, strip and other flat shapes, in rolls of a width > 20 cm, other than HS 39199091-39199092</i>	—
30049055	<i>Analgesics, antipyretics&other medicaments for the treatment of coughs/colds, in liniment form</i>	—
61051000	<i>Men's or boys' shirts, knitted or crocheted; of cotton</i>	—

Statistik Ekspor Provinsi Kalimantan Utara 2023

Lanjutan Lampiran 6/Continued Appendix 6.

Kode/ Code	Komoditas HS 8 Digit/ 8 HS Digit Commodities	Nilai (juta US\$)/ Value (million US\$)
(1)	(2)	(3)
33049990	<i>Beauty/make up preparat, for the care of the skin (incl sunscreen or sun tan preparations), of HS 33041000-33049930</i>	–
61044200	<i>Women's or girls' dresses, knitted or crocheted; of cotton</i>	–
10061010	<i>Rice in the husk (paddy or rough), suitable for sowing</i>	–
08031010	<i>Plantains, fresh</i>	–
73211100	<i>Cooking appliances and plate warmers; for gas fuel or for both gas and other fuels</i>	–
62114290	<i>Women's or girls' garments, other than for fencing or wrestling or prayer cloaks or sarong of tubular type; of cotton</i>	–
09021010	<i>Leaves Green tea (not fermented) in immediate packings of a content not exceeding 3 kg, whether or not flavoured</i>	–
34011150	<i>Soap for toilet use including bath soap other than medicated soap</i>	–
07092000	<i>Asparagus, fresh or chilled</i>	–
21039011	<i>Chilli sauce</i>	–
08072000	<i>Papaws (papayas), fresh</i>	–
12129990	<i>Fruit stones and kernels other than apricot, peach (including nectarine) or plum, of a kind used primarily for human consumption, not elsewhere specified or included</i>	–
21069097	<i>Tempeh</i>	–
08111000	<i>Strawberries, uncooked or cooked by steaming or boiling in water, frozen, whether or not containing added sugar or other sweetening matter</i>	–
30045099	<i>Medicaments containing vitamins or other products of heading 2936, other than HS 30045010-30045091</i>	–
09041290	<i>Pepper, other than white pepper and black pepper, crushed or ground</i>	–
03022300	<i>Sole (solea spp), fresh or chilled</i>	–
07031021	<i>Shallots, bulbs for propagation, fresh or chilled</i>	–
33019090	<i>Concentrates of essential oils in fats, in fixed oils, in waxes or the like, obtained by enfleurage or maceration, terpenic by-products of the deterpenation of essential oils</i>	–
11062010	<i>Flour, meal and powder of manioc (cassava)</i>	–
08045010	<i>Guavas, fresh or dried</i>	–
08109070	<i>Starfruit, fresh</i>	–
20089990	<i>Fruit, nuts and other edible parts of plants other than HS code 20089100 to 20089930, otherwise prepared or preserved, not elsewhere specified or included, not containing sugar or sweetening matter</i>	–

Lanjutan Lampiran 6/Continued Appendix 6.

Kode/ Code	Komoditas HS 8 Digit/ 8 HS Digit Commodities	Nilai (juta US\$)/ Value (million US\$)
(1)	(2)	(3)
19042090	<i>Prepared foods obtained from mixtures of unroasted cereal flakes and roasted cereal flakes or swelled cereals</i>	–
84182110	<i>Compression type ; Of a capacity not exceeding 230 l</i>	–
03061190	<i>Rock lobster and other sea crawfish (palinurus spp, panulirus spp, jасus spp), frozen, other than smoked</i>	–
08109099	<i>Other fruit, fresh, not elsewhere classified in heading 0803-0810</i>	–
31010092	<i>Fertilisers produced of animal origin (other than guano), chemically treated</i>	–
Total/Total		2.861,77

Statistik Ekspor Provinsi Kalimantan Utara 2023

Lampiran/Appendix 7 Ekspor Asli Kalimantan Utara Melalui Gerbang Ekspor di Luar Kalimantan Utara, 2023
Kalimantan Utara Original Exports Trough Export Gateways Outside Kalimantan Utara, 2023

HS Code	Komoditas HS 8 Digit 8 HS Digit Comodities	Berat (kg) Weight (kg)	Nilai (US\$) Value(US\$)
(1)	(2)	(3)	(4)
BALI		0,03	~0,00
99991000	<i>Postal packages n.c.a.k</i>	0,03	~0,00
DKI JAKARTA		2.808,00	0,66
3011990	<i>Live ornamental fish other than freshwater fish, other than fry</i>	0,13	~0,00
3019935	<i>Live Humpback grouper (cromileptes altivelis), other than fry</i>	~0,00	~0,00
3019950	<i>Live marine fish, n.e.c in heading 0301</i>	0,02	~0,00
3024900	<i>Sardinella, brisling or sprats, indian mackerels, seerfishes, jacks, crevalles, silver pomfrets, pacific saury, scads, capelin, kawakawa, bonitos, marlins, sailfishes, spearfish, fresh or chilled</i>	1,82	0,03
3061499	<i>Crab other than swimming crabs, king crabs, and snow crabs, frozen, other than smoked</i>	0,09	~0,00
3083010	<i>Jellyfish (rhopilema spp), live</i>	~0,00	~0,00
12122112	<i>Eucheuma cottonii, dried but not ground</i>	0,02	~0,00
21069072	<i>Food supplements, other than based on ginseng</i>	0,01	~0,00
27081000	<i>Pitch, obtained from coal tar or from other mineral tars</i>	2.805,86	0,62
33049990	<i>Beauty/make up preparat, for the care of the skin (incl sunscreen or sun tan preparations), ot HS 33041000-33049930</i>	~0,00	~0,00
33079090	<i>Perfumery, cosmetic or toilet preparations, other than HS 33071000-33079050</i>	~0,00	~0,00
42021990	<i>Trunks,suit-cases, vanity-cases, executive-cases, brief-cases, school satchel&similar container, outer srface oth paperboard</i>	~0,00	~0,00
61149090	<i>Other garments, knitted or crocheted; of other textile materials (other than of wool or fine animal hair)</i>	0,02	~0,00
62046900	<i>Women's or girls' trousers, bib and brace overalls, breeches and shorts (other than swimwear); of other textile materials (other than of wool or fine animal hair, cotton and synthetic fibres)</i>	~0,00	~0,00

Lanjutan Lampiran 7/Continued Appendix 7.

HS Code	Komoditas HS 8 Digit 8 HS Digit Commodities	Berat (kg) Weight (kg)	Nilai (US\$) Value(US\$)
(1)	(2)	(3)	(4)
64041990	<i>Footwear with outer soles of rubber or plastics; other than sports footwear; other than incorporating a protective toe-cap</i>	~0,00	~0,00
84717020	<i>Hard disk drive</i>	~0,00	~0,00
91021900	<i>Wrist-watches other than those of heading 9101, electrically operated, whether or not incorporating a stop-watch facility, without mechanical or opto-electronic display</i>	~0,00	~0,00
99991000	<i>Postal packages n.c.a.k</i>	0,03	~0,00
JAWA TIMUR		22.329,79	79,15
3032600	<i>Eels (anguilla spp), frozen</i>	24,34	0,04
3035920	<i>Silver pomfrets (pampus spp), frozen</i>	125,02	0,60
3038914	<i>Savalai hairtails (lepturacanthus savala), belanger's croakers (johnius belangerii), reeve's croakers (chrysochir aureus) and bigeye croakers (pennahia anea), frozen</i>	174,08	0,26
3038919	<i>Frozen marine fish, other than HS code 03038911 to 03038918</i>	36,50	0,07
3038923	<i>Milkfish (chanos chanos), frozen</i>	745,91	1,36
3061499	<i>Crab other than swimming crabs, king crabs, and snow crabs, frozen, other than smoked</i>	9,80	0,10
3061711	<i>Giant tiger prawns (penaeus monodon), frozen, headless</i>	3.379,07	41,75
3061719	<i>Giant tiger prawns (penaeus monodon), frozen, other than headless</i>	87,98	0,92
3061790	<i>Shrimps and prawns other than giant tiger prawns, whiteleg shrimps, and giant river prawns, frozen</i>	1.306,65	9,52
3083040	<i>Jellyfish (rhopilema spp), dried, salted or in brine</i>	204,00	0,55
4069000	<i>Other cheese, not elsewhere classified in subheadings 040610 to 040640</i>	0,66	~0,00
5080020	<i>Shells of molluscs, crustaceans or echinoderms</i>	44,13	0,03
9024090	<i>Black tea (fermented) and partly fermented tea, other than leaves, other than in immediate packings of a content not exceeding 3 kg, whether or not flavoured</i>	5,13	0,02
9071000	<i>Cloves (whole fruit, cloves and stems), neither crushed nor ground</i>	38,75	0,05
11062020	<i>Flour, meal and powder of sago</i>	2,15	~0,00
12122111	<i>Eucaema spinosum, dried but not ground</i>	41,41	0,02

Statistik Ekspor Provinsi Kalimantan Utara 2023

Lanjutan Lampiran 7/Continued Appendix 7.

HS Code	Komoditas HS 8 Digit 8 HS Digit Commodities	Berat (kg) Weight (kg)	Nilai (US\$) Value(US\$)
(1)	(2)	(3)	(4)
12122112	<i>Eucheuma cottonii, dried but not ground</i>	9.173,41	15,02
12122113	<i>Gracilaria spp, dried but not ground</i>	52,30	0,04
13023990	<i>Mucilages and thickeners, whether or not modified, derived from vegetable products, other than HS code 13023100 to 13023919</i>	8,79	0,10
16052990	<i>Shrimps and prawns, prepared or preserveed, in airtight container, other than shrimp ball & breaded shrimp</i>	65,76	0,54
17029019	<i>Maltose and maltose syrups, other than chemically pure maltose</i>	0,95	~0,00
17029091	<i>Sugar syrups</i>	20,22	0,03
17029099	<i>Other sugar, including invert sugar and other sugar and sugar syrup blends containing in the dry state 50 % by weight of fructose, other than HS code 17029011 to 17029091</i>	5,69	0,01
17049099	<i>Sugar confectionery other than chewing gum, medicated pastilles and drops, and white chocolate, not containing cocoa, other than soft, containing gelatin</i>	5,78	0,01
18062090	<i>Chocolate, liquid,paste,granular or other bulk form in containers or immediate packings, of a content exceeding 2 kg</i>	1,60	0,01
19011010	<i>Preparations suitable for infants or young children, put up for retail sale, of malt extract</i>	0,08	~0,00
19011099	<i>Food preparations of flour, groats, meal, starch, suitable for infants or young children, put up for retail sale, other than HS code 19011010 to 19011092</i>	0,80	~0,00
19019099	<i>Food preparations not suitable for infants or young childrens, other than medical food</i>	144,71	0,21
19023040	<i>Instant noodles, whether or not cooked or otherwise prepared, other than stuffed</i>	127,73	0,27
19030000	<i>Tapioca and substitutes therefor prepared from starch, in the form of flakes, grains, pearls, siftings or in similar forms</i>	75,86	0,12
19053110	<i>Sweet biscuits, not containing cocoa</i>	7,26	0,02
19053120	<i>Sweet biscuits, containing cocoa</i>	5,31	0,01
19053210	<i>Waffles</i>	2,59	0,01
19053220	<i>Wafers</i>	6,18	0,02
19059080	<i>Other crisp savoury food products</i>	1,83	0,01

Lanjutan Lampiran 7/Continued Appendix 7.

HS Code	Komoditas HS 8 Digit 8 HS Digit Commodities	Berat (kg) Weight (kg)	Nilai (US\$) Value(US\$)
(1)	(2)	(3)	(4)
21011190	<i>Extracts, essences and concentrates of coffee, other than instant coffee</i>	4,16	0,02
21012090	<i>Extracts, essences and concentrates, of tea or maté, and preparations with a basis of these extracts, essences or concentrates or with a basis of tea or maté, other than HS code 21012020 to 21012030</i>	3,25	0,01
21031000	<i>Soya sauce</i>	50,52	0,07
21032000	<i>Tomato ketchup and oth tomato sauces</i>	11,61	-0,00
21033000	<i>Mustard flour and meal and prepared mustard</i>	3,40	0,01
21039011	<i>Chilli sauce</i>	93,75	0,05
21039019	<i>Sauces and preparations therefor, other than HS code 21039011 to 21039013</i>	57,52	0,14
21069055	<i>Non-alcoholic preparations of a kind used for the making or for the manufacture of beverages, composite concentrates for simple dilution with water to make beverages</i>	0,18	-0,00
21069099	<i>Food preparations not elsewhere specified or included, other than HS code 21061000 to 21069098</i>	0,75	-0,00
22021090	<i>Waters, containing added sugar or other sweetening matter or flavoured, other than HS code 22021020 to 22021030</i>	57,96	0,01
22029940	<i>Coffee based drinks or coffee flavoured drinks</i>	0,42	-0,00
23069090	<i>Oil-cake & oth solid residues, w.o.n ground/in the form of pellets, resulting from the extraction of vegetable/microbial fats/oils, oth than those of heading 2304 / 2305, other than HS code 23061000 to 23069010</i>	126,91	0,10
29224220	<i>Monosodium glutamate (MSG)</i>	8,24	0,01
33019090	<i>Concentrates of essential oils in fats, in fixed oils, in waxes or the like, obtained by enfleurage or maceration, terpenic by-products of the deterpenation of essential oils</i>	6,48	0,02
33029000	<i>Odoriferous substances and mixtures, used as raw materials in industries other than the food or drink industries</i>	3,98	0,01
34029099	<i>Surface active prep, wash prep incl aux wash&clean prep, cont soap/not, not in liq form, oth than of 3401, HS 34029091-34029094</i>	0,50	-0,00

Statistik Ekspor Provinsi Kalimantan Utara 2023

Lanjutan Lampiran 7/Continued Appendix 7.

HS Code	Komoditas HS 8 Digit 8 HS Digit Commodities	Berat (kg) Weight (kg)	Nilai (US\$) Value(US\$)
(1)	(2)	(3)	(4)
44123100	<i>Plywood, consisting solely of sheets of wood (not bamboo), each ply ≤ 6mm thickness, with at least one outer ply of tropical wood</i>	5.891,27	6,80
44124190	<i>Laminated veneered lumber, with at least one outer ply of tropical wood other than teak</i>	22,37	0,03
44124200	<i>Laminated veneered lumber, with at least one outer ply of non-coniferous wood</i>	21,98	0,02
76151090	<i>Tableware, kitchenware or Other household articles and parts thereof; of aluminium</i>	20,10	0,08
95049095	<i>Parlour games, of wood, or of paper or of plastics</i>	4,80	0,01
96031020	<i>Brooms, consisting of twigs or other vegetable materials bound together, with or without handles</i>	5,25	0,01
96032100	<i>Tooth brushes, including dental-plate brushes</i>	1,98	~0,00
KALIMANTAN TIMUR		260.833,55	37,87
3019936	<i>Live Grouper other than leopard coral, brown-marbled, and humpback, other than fry</i>	97,50	0,97
3024900	<i>Sardinella, brisling or sprats, indian mackerels, seerfishes, jacks, crevalles, silver pomfrets, pacific saury, scads, capelin, kawakawa, bonitos, marlins, sailfishes, spearfish, fresh or chilled</i>	1,10	~0,00
3028911	<i>Grouper, fresh or chilled</i>	1,50	~0,00
3028916	<i>Torpedo scads (megalaspis cordyla), spotted sicklefish (drepane punctata) and great barracudas (sphyraena barracuda), fresh or chilled</i>	0,15	~0,00
3028917	<i>Black pomfrets (parastromatus niger), fresh or chilled</i>	0,21	~0,00
3028918	<i>Mangrove red snappers (lutjanus argentimaculatus), fresh or chilled</i>	1,60	~0,00
3028919	<i>Fresh or chilled marine fish, other than HS code 03028911 to 03028918</i>	15,39	0,01
3063391	<i>Crab other than blue crabs (callinectes spp) and snow crabs (crabs of the family oregoniidae), live</i>	59,60	0,19
3063631	<i>Giant tiger prawns (penaeus monodon), fresh or chilled</i>	0,03	~0,00
3063639	<i>Other shrimps and prawns other than giant tiger prawns, whiteleg shrimps, and giant river prawns, fresh or chilled</i>	4,47	0,01

Lanjutan Lampiran 7/Continued Appendix 7.

HS Code	Komoditas HS 8 Digit 8 HS Digit Commodities	Berat (kg) Weight (kg)	Nilai (US\$) Value(US\$)
(1)	(2)	(3)	(4)
27011290	<i>Bituminous coal, whether or not pulverised, but not agglomerated, other than coking coal</i>	75.065,00	6,51
27011900	<i>Coal, whether or not pulverised, but not agglomerated, other than antracite and bituminous</i>	185.561,00	30,16
84291100	<i>Bulldozers and angledozers ; track laying</i>	26,00	0,01
KEPULAUAN RIAU		15,04	0,04
3019933	<i>Live Leopard coral grouper (plectropomus leopardus)r, other than fry</i>	0,51	-0,00
3019950	<i>Live marine fish, n.e.c in heading 0301</i>	2,77	-0,00
3019990	<i>Live fish, other than freshwater and marine fish</i>	0,31	-0,00
3021900	<i>Salmonidae other than trout, pacific salmon, atlantic salmon and danube salmon, fresh or chilled</i>	0,92	-0,00
3024400	<i>Mackerel (scomber scombrus, scomber australasicus, scomber japonicus), fresh or chilled</i>	5,00	0,02
3028918	<i>Mangrove red snappers (lutjanus argentimaculatus), fresh or chilled</i>	0,34	-0,00
3028919	<i>Fresh or chilled marine fish, other than HS code 03028911 to 03028918</i>	0,30	-0,00
3034910	<i>Longtail tuna (thunnus tonggol), frozen</i>	0,15	-0,00
3035990	<i>Anchovies, brisling or sprats, scomberomorus spp, caranx spp, pacific saury, decapterus spp, capelin, euthynnusaffinis, sarda spp, marlins, sailfishes, istiophoridae, frozen</i>	3,30	0,01
3038911	<i>Grouper, frozen</i>	0,20	-0,00
3038919	<i>Frozen marine fish, other than HS code 03038911 to 03038918</i>	1,24	-0,00
LAMPUNG		7,47	0,01
3024900	<i>Sardinella, brisling or sprats, indian mackerels, seerfishes, jacks, crevalles, silver pomfrets, pacific saury, scads, capelin, kawakawa, bonitos, marlins, sailfishes, spearfish, fresh or chilled</i>	0,51	-0,00
3028911	<i>Grouper, fresh or chilled</i>	0,80	-0,00
3028916	<i>Torpedo scads (megalaspis cordyla), spotted sicklefish (drepane punctata) and great barracudas (sphyraena barracuda), fresh or chilled</i>	0,40	-0,00
3028917	<i>Black pomfrets (parastromatus niger), fresh or chilled</i>	0,07	-0,00

Statistik Ekspor Provinsi Kalimantan Utara 2023

Lanjutan Lampiran 7/Continued Appendix 7.

HS Code	Komoditas HS 8 Digit 8 HS Digit Commodities	Berat (kg) Weight (kg)	Nilai (US\$) Value(US\$)
(1)	(2)	(3)	(4)
3028918	<i>Mangrove red snappers (lutjanus argentimaculatus), fresh or chilled</i>	0,50	~0,00
3028919	<i>Fresh or chilled marine fish, other than HS code 03028911 to 03028918</i>	3,69	0,01
3063631	<i>Giant tiger prawns (penaeus monodon), fresh or chilled</i>	1,49	~0,00
3063639	<i>Other shrimps and prawns other than giant tiger prawns, whiteleg shrimps, and giant river prawns, fresh or chilled</i>	0,01	~0,00
RIAU		417,64	0,36
24013090	<i>Tobacco refuse, other than tobacco stems</i>	0,04	~0,00
34031119	<i>Prep for treatm of textile/oth material,in liquid form,contain petrol oil/oil from bituminous mineral, other than lubricating</i>	0,32	~0,00
40112019	<i>New pneumatic tyres, of rubber, of a kind used on buses or lorries, of a width not exceeding 450 mm: other than HS 40112011-40112013</i>	0,11	~0,00
68043000	<i>Hand sharpening or polishing stones</i>	0,22	~0,00
72161000	<i>Angles, shapes & sections of iron/non-alloy steel; U, I or H sections, not further worked than hot-rolled, hot-drawn/extruded, of a height < 80 mm</i>	0,05	~0,00
72292000	<i>Wire of other alloy steel; of silico-manganese steel</i>	0,20	~0,00
73079990	<i>Tube/pipe fittings of iron or steel; oth than of stainless steel; other than flanges or threaded elbows, bends and sleeves or butt welding fittings; having an internal diameter of not less than 15 cm</i>	0,40	~0,00
73209090	<i>Other springs and leaves for springs, of iron or steel; not suitable for use on motor vehicles</i>	0,16	~0,00
73261100	<i>Grinding balls and similar articles for mills forged or stamped, but not further worked</i>	0,25	~0,00
76042110	<i>Hollow profiles of a kind suitable for making cooling coils of motor vehicle air conditioning machines; of aluminium alloys</i>	1,33	~0,00
76169990	<i>Other articles of aluminium</i>	0,03	~0,00
82089000	<i>Knives and cutting blades, other than for metal working or wood working or for kitchen appliances or machines used by the food industry or agricultural, horticultural or forestry machines</i>	0,03	~0,00

Lanjutan Lampiran 7/Continued Appendix 7.

HS Code	Komoditas HS 8 Digit 8 HS Digit Commodities	Berat (kg) Weight (kg)	Nilai (US\$) Value(US\$)
(1)	(2)	(3)	(4)
84072190	Spark-ignition reciprocating or rotary internal combustion a power exceeding 2238 kW for outboard motors	0,44	~0,00
84081090	Marine propulsion engines ; otherthan of a power not exceeding 2238,exceeding 2238 kw but not exceeding 100 kw and exceeding 100 kw but not exceeding 750 kw	0,19	~0,00
84099161	Cylinder blocks ; crank cases ; For marine propulsion engines of a power exceeding 2238 kW :	0,16	~0,00
84131100	Pumps for dispensing fuel or lubricants, of the type used in filling-stations or in garages ; with a measuring device	0,11	~0,00
84138114	Water pumps with a flow rate not exceeding 8,000 m ³ /h, not electrically operated	0,01	~0,00
84149090	Part ; Of other pumps or compressors	0,04	~0,00
84254210	Other Jacks and hoists ; hydraulic of a kind used in tipping mechanisms for lorries	0,01	~0,00
84294050	Tamping machines ; Other vibratory road rollers	0,03	~0,00
84295200	Mechanical shovels ; excavators ; Machinery with a 360o revolving superstructure	354,99	~0,00
84295900	Mechanical shovels ; excavators ; otherthan ; front-end shovel loaders ; and Machinery with a 360o revolving superstructure	0,06	~0,00
84312090	Machinery of heading 8427; otherthan subheading 842710 or 842720	0,31	~0,00
84313990	Machinery of heading 8428 other	0,13	~0,00
84314190	Machinery of heading 8426; 8429 or 8430 ; bucket; shovels; grabs; and grips; otherthan for machinery of heading 8426	0,18	~0,00
84314990	Oth parts suitable use of oth moving, grading, levelling,scraping, excavating, tamping, compacting	4,41	~0,00
84471100	Circular knitting machines with cylinder diameter not exceeding 165 mm	0,04	~0,00
84522900	Other sewing machines, other than book-sewing machines, with non-automatics unit	0,38	~0,00
84581190	Horizontal lathes for removing metal, numerically controlled of spindle exceeding 4 kW	3,55	~0,00

Statistik Ekspor Provinsi Kalimantan Utara 2023

Lanjutan Lampiran 7/Continued Appendix 7.

HS Code	Komoditas HS 8 Digit 8 HS Digit Commodities	Berat (kg) Weight (kg)	Nilai (US\$) Value(US\$)
(1)	(2)	(3)	(4)
84603110	<i>machinestools, numerically controlled, for sharpening drillingbits, shank diameter<=3,175mm, fixed collets, power<=0.74kW</i>	0,04	~0,00
84672100	<i>Drills of all kinds with self-contained electric motor</i>	0,05	~0,00
84811019	<i>Other sluice / gate valves of iron or steel</i>	0,04	~0,00
84833090	<i>Bearing housings, not incorporating ball or roller bearings; plain shaft bearings; other than for engines of vehicles of Chapter 87</i>	0,09	~0,00
84841000	<i>Gaskets and similar joints of metal sheeting combined with other material or of two or more layers of metal</i>	0,04	~0,00
84849000	<i>Other gaskets and similar joints of metal sheeting combined with other material or of two or more layers of metal; sets or assortments of gaskets and similar joints, dissimilar in composition, put up in pouches, envelopes or similar packings; mechanical seals</i>	0,08	~0,00
85011029	<i>Other stepper motors of an output not exceeding 375 W</i>	0,09	~0,00
85021220	<i>Generating sets with compression-ignition internal combustion piston engines (diesel or semi-diesel engines) of an output exceeding 125 kVA but not exceeding 375 kVA</i>	1,33	~0,00
85021390	<i>Generating sets with compression-ignition internal combustion piston engines (diesel or semi-diesel engines) of an 375 kVA < output < 12,500 kVA</i>	1,33	~0,00
85162100	<i>Storage heating radiators</i>	1,46	~0,00
87011019	<i>Single axle tractors not for agricultural use; of a power ≤ 225 kW, whether or not electrically operated</i>	40,90	~0,00
87081090	<i>Bumpers and parts thereof; other than for vehicles of heading 8701</i>	0,06	~0,00
87089924	<i>Lower half of the fuel tank, fuel caps, filler pipes, filler hose assembly, fuel tank bands; for vehicles of heading 8702, 8703 or 8704</i>	0,07	~0,00
87099000	<i>Parts of work trucks (self-propelled, not fitted with lifting/handling equipment, used for short distance transport of goods) and tractors (used on railway station platforms)</i>	0,09	~0,00

Lanjutan Lampiran 7/Continued Appendix 7.

HS Code	Komoditas HS 8 Digit 8 HS Digit Commodities	Berat (kg) Weight (kg)	Nilai (US\$) Value(US\$)
(1)	(2)	(3)	(4)
87111019	<i>Cycles (other than bicycles) fitted with an auxiliary motor; with internal combustion piston engine of a cylinder capacity not exceeding 50 cc; Completely Knocked Down</i>	0,27	~0,00
87141040	<i>Gearing, gearbox, clutch and other transmission equipment and parts thereof; of motorcycles (including mopeds)</i>	0,87	~0,00
87141050	<i>Wheel rims; of motorcycles (including mopeds)</i>	0,09	~0,00
87149310	<i>Hubs, other than coaster braking hubs and hub brakes, and free-wheel sprocket-wheels; for bicycles of subheading 87120020</i>	0,21	~0,00
87149390	<i>Hubs, other than coaster braking hubs and hub brakes, and free-wheel sprocket-wheels; for bicycles or other cycles other than bicycles of those 87120020</i>	2,35	~0,00
SULAWESI SELATAN		13.290,91	17,73
12122111	<i>Eucheuma spinosum, dried but not ground</i>	753,23	0,45
12122112	<i>Eucheuma cottonii, dried but not ground</i>	11.904,47	16,94
12122113	<i>Gracilaria spp, dried but not ground</i>	633,21	0,35
SUMATERA SELATAN		3,47	0,01
3024900	<i>Sardinella, brisling or sprats, indian mackerels, seerfishes, jacks, crevalles, silver pomfrets, pacific saury, scads, capelin, kawakawa, bonitos, marlins, sailfishes, spearfish, fresh or chilled</i>	0,76	~0,00
3028911	<i>Grouper, fresh or chilled</i>	0,30	~0,00
3028919	<i>Fresh or chilled marine fish, other than HS code 03028911 to 03028918</i>	2,41	~0,00
Total/Total		22.960.790,74	1.954,52

ST 2023
SENSUS PERTANIAN

BerAKHLAK
berorientasi Pelayanan - ikhtisab - kompeten
harmonis - loyal - adaptif - akuntabel

**#bangga
melayani
bangsa**

DATA

MENCERDASKAN BANGSA

Enlighten The Nation



**BADAN PUSAT STATISTIK
PROVINSI KALIMANTAN UTARA**
BPS-STATISTICS KALIMANTAN UTARA PROVINCE
Jl. H. Masykur RT.19, Tanjung Selor 77212
Telp. : (0552) 2033254 | Email : 6500@bps.go.id
Homepage : <https://kaltara.bps.go.id>

ISSN 2723-2085



9 772723 208001